

# ADAC Kart Bundesendlauf 2010

World Formula

Templiner Ring 1,102 Km

Freies Training

02.10.2010 08:30

Training gestartet um 8:18:43

Pos.	St.Nr.	Name	Wohnort	Lizenz	Team	Chassis/Motor/Reifen	Rnd.	Beste Zeit	Diff.	km/h	In Rd.
1	311	Niklas MACKSCHIN	Barsinghausen	NKA1126740		PCR/Briggs&Stratton/Dunlop	12	52.914		74,974	11
2	305	Emil SAWAN-MONTAG	Berlin	NKA1113369		Gillard/Briggs&Stratton/Dunlop	15	53.008	0.094	74,842	15
3	318	Lukas KORBELA	Lippborg	27-12577		Zanardi/Briggs&Stratton/Dunlop	15	53.212	0.298	74,555	10
4	309	Max GRÜN	Herten	27-12578		PCR/Briggs&Stratton/Dunlop	15	53.273	0.359	74,469	14
5	303	Moritz HORN	Biebertal	21-21690		PCR/Briggs&Stratton/Dunlop	14	53.343	0.429	74,372	9
6	322	Jessica MENZE	Wuppertal	27-12987		PCR/Briggs&Stratton/Dunlop	15	53.461	0.547	74,207	7
7	321	Julian KLEINWORT	Schaalby	NKA1130053		/Briggs&Stratton/Dunlop	12	53.517	0.603	74,130	10
8	328	Marco LASCH	Hupperath	12842		Tony/Briggs&Stratton/Dunlop	14	53.522	0.608	74,123	12
9	320	Patrick LIPINSKI	Lüdenschheid	27-12981		PCR/Briggs&Stratton/Dunlop	15	53.670	0.756	73,918	12
10	316	Andreas KILIAN	Walhausen	23-00144		PCR/Briggs&Stratton/Dunlop	15	53.718	0.804	73,852	12
11	317	Eugen WEISBECKER	Soest	27-9897		Wildkart/Briggs&Stratton/Dunlop	15	53.793	0.879	73,749	6
12	302	Paul Jeremy VOEGEDING	Walzbachtal	NKA1132472	TEAM ADAC Nordboden e.V.	Mach1/Briggs&Stratton/Dunlop	15	53.830	0.916	73,699	14
13	329	Felix LUCAS	Schleswig	45-192	RSG Hamburg e.V. ADAC	MBA/Briggs&Stratton/Dunlop	15	53.853	0.939	73,667	11
14	326	Andreas STIEHR	Hennigsdorf	NKA1123745		Intrepid/Briggs&Stratton/Dunlop	15	53.887	0.973	73,621	11
15	319	Louis FUHRMANN	Steinhagen	NKA1108601		PCR/Briggs&Stratton/Dunlop	10	53.950	1.036	73,535	8
16	324	Alexander PETRICICA	Minden	29-29456		VRK/Briggs&Stratton/Dunlop	15	53.955	1.041	73,528	10
17	301	Fabio GROSSE	Berlin	60-09090		CRG/Briggs&Stratton/Dunlop	10	53.970	1.056	73,508	10
18	308	Niklas KRY	Brilon	27-12971		Corsa/Briggs&Stratton/Dunlop	15	53.971	1.057	73,506	12
19	315	Valentin JENKNER	Salzgitter	41-0046		Mach1/Briggs&Stratton/Dunlop	7	53.975	1.061	73,501	5
20	307	Timo WICKBOLDT	Hamburg	45-9494	RSG Hamburg e.V. ADAC	Olikart/Briggs&Stratton/Dunlop	15	53.990	1.076	73,480	13
21	306	Patrick WICKBOLDT	Hamburg	45-012	RSG Hamburg e.V. ADAC	Mach1/Briggs&Stratton/Dunlop	13	54.012	1.098	73,450	12
22	323	Marco PAUL	Waldems-Niedererr	NKA1133278		PCR/Briggs&Stratton/Dunlop	10	54.158	1.244	73,252	7
23	325	Norman BRÜGGMANN	Westergellersen	N1122436	RSG Hamburg e.V. ADAC	Mach1/Briggs&Stratton/Dunlop	7	54.180	1.266	73,223	6
24	304	Baldur BAHN	Katzenbach	03-00443		PCR/Briggs&Stratton/Dunlop	13	54.317	1.403	73,038	10
25	314	André KERN	Anröchte	12509		PCR/Briggs&Stratton/Dunlop	14	54.413	1.499	72,909	10
26	327	Tim ZOWIERUCHA	Nauheim	21-21612		PCR/Briggs&Stratton/Dunlop	12	54.741	1.827	72,472	11
27	330	Laura JEBE	Schlesweig	NKA1133137	Kartschmie.de/AC Flensburg	Mach1/Briggs&Stratton/Dunlop	15	54.907	1.993	72,253	13
28	312	Maira MÜLLER	Wunstorf	NKA1123179	RSG Hamburg e.V. ADAC	Mach1/Briggs&Stratton/Dunlop	12	55.243	2.329	71,814	9
29	310	Henrik FLATZ	Geesthacht	45-031		Mach1/Briggs&Stratton/Dunlop	14	56.146	3.232	70,659	14

Zeitnahmekommissar & Auswertung: Monika Riehmers

Orbits

Rennleiter

Aushang:

Uhr Reg-Nr.: BB-66/10

Unterschrift RL:

Unterschrift ZK:



www.mylaps.com

Lizenziert für Camp Company GmbH

# ADAC Kart Bundesendlauf 2010

World Formula

Templiner Ring 1,102 Km

Freies Training

02.10.2010 08:30

Training gestartet um 8:18:43

Runde	Rundenzeit	Diff.	Tageszeit
<b>(311) Niklas MACKSCHIN</b>			
1	56.082	+3.168	8:33:53.955
2	54.591	+1.677	8:34:48.546
3	56.476	+3.562	8:35:45.022
4	57.400	+4.486	8:36:42.422
5	55.227	+2.313	8:37:37.649
6	53.641	+0.727	8:38:31.290
7	53.302	+0.388	8:39:24.592
8	53.610	+0.696	8:40:18.202
9	53.172	+0.258	8:41:11.374
10	54.528	+1.614	8:42:05.902
11	<b>52.914</b>		8:42:58.816
12	53.031	+0.117	8:43:51.847

Runde	Rundenzeit	Diff.	Tageszeit
<b>(305) Emil SAWAN-MONTAG</b>			
1	55.890	+2.882	8:34:01.397
2	54.226	+1.218	8:34:55.623
3	53.975	+0.967	8:35:49.598
4	54.080	+1.072	8:36:43.678
5	54.181	+1.173	8:37:37.859
6	53.670	+0.662	8:38:31.529
7	53.179	+0.171	8:39:24.708
8	53.261	+0.253	8:40:17.969
9	53.269	+0.261	8:41:11.238
10	54.196	+1.188	8:42:05.434
11	53.179	+0.171	8:42:58.613
12	53.081	+0.073	8:43:51.694
13	53.162	+0.154	8:44:44.856
14	53.295	+0.287	8:45:38.151
15	<b>53.008</b>		8:46:31.159

Runde	Rundenzeit	Diff.	Tageszeit
<b>(318) Lukas KORBELA</b>			
1	57.514	+4.302	8:33:50.275
2	55.441	+2.229	8:34:45.716
3	55.753	+2.541	8:35:41.469
4	54.571	+1.359	8:36:36.040
5	1:01.421	+8.209	8:37:37.461
6	54.760	+1.548	8:38:32.221
7	54.089	+0.877	8:39:26.310
8	53.548	+0.336	8:40:19.858
9	53.978	+0.766	8:41:13.836
10	<b>53.212</b>		8:42:07.048
11	53.368	+0.156	8:43:00.416
12	53.308	+0.096	8:43:53.724
13	53.687	+0.475	8:44:47.411
14	53.380	+0.168	8:45:40.791
15	54.369	+1.157	8:46:35.160

Runde	Rundenzeit	Diff.	Tageszeit
<b>(309) Max GRÜN</b>			
1	58.933	+5.660	8:33:44.989
2	54.541	+1.268	8:34:39.530
3	53.770	+0.497	8:35:33.300
4	54.150	+0.877	8:36:27.450
5	54.348	+1.075	8:37:21.798
6	53.595	+0.322	8:38:15.393
7	54.383	+1.110	8:39:09.776
8	54.921	+1.648	8:40:04.697
9	54.815	+1.542	8:40:59.512
10	53.793	+0.520	8:41:53.305
11	53.603	+0.330	8:42:46.908
12	53.632	+0.359	8:43:40.540
13	54.183	+0.910	8:44:34.723
14	<b>53.273</b>		8:45:27.996
15	53.381	+0.108	8:46:21.377

Runde	Rundenzeit	Diff.	Tageszeit
<b>(303) Moritz HORN</b>			
1	55.933	+2.590	8:33:15.558
2	54.539	+1.196	8:34:10.097
3	55.118	+1.775	8:35:05.215
4	54.165	+0.822	8:35:59.380
5	53.911	+0.568	8:36:53.291
6	53.826	+0.483	8:37:47.117
7	2:36.277	+1:42.934	8:40:23.394
8	53.348	+0.005	8:41:16.742
9	<b>53.343</b>		8:42:10.085
10	53.415	+0.072	8:43:03.500
11	53.819	+0.476	8:43:57.319
12	53.714	+0.371	8:44:51.033
13	53.500	+0.157	8:45:44.533
14	53.624	+0.281	8:46:38.157

Runde	Rundenzeit	Diff.	Tageszeit
<b>(322) Jessica MENZE</b>			
1	1:04.615	+11.154	8:33:24.023
2	54.969	+1.508	8:34:18.992
3	54.455	+0.994	8:35:13.447
4	54.525	+1.064	8:36:07.972
5	54.130	+0.669	8:37:02.102
6	58.917	+5.456	8:38:01.019
7	<b>53.461</b>		8:38:54.480
8	53.883	+0.422	8:39:48.363
9	54.468	+1.007	8:40:42.831
10	53.663	+0.202	8:41:36.494
11	53.646	+0.185	8:42:30.140
12	53.813	+0.352	8:43:23.953
13	53.755	+0.294	8:44:17.708
14	53.477	+0.016	8:45:11.185
15	53.997	+0.536	8:46:05.182

Runde	Rundenzeit	Diff.	Tageszeit
<b>(321) Julian KLEINWORT</b>			
1	57.613	+4.096	8:33:19.596
2	55.139	+1.622	8:34:14.735
3	54.877	+1.360	8:35:09.612
4	54.442	+0.925	8:36:04.054
5	2:40.173	+1:46.656	8:38:44.227
6	54.280	+0.763	8:39:38.507
7	54.863	+1.346	8:40:33.370
8	55.136	+1.619	8:41:28.506
9	53.714	+0.197	8:42:22.220
10	<b>53.517</b>		8:43:15.737
11	53.670	+0.153	8:44:09.407
12	2:36.351	+1:42.834	8:46:45.758

Runde	Rundenzeit	Diff.	Tageszeit
<b>(328) Marco LÄSCH</b>			
1	57.574	+4.052	8:33:19.790
2	55.203	+1.681	8:34:14.993
3	54.532	+1.010	8:35:09.525
4	54.164	+0.642	8:36:03.689
5	54.109	+0.587	8:36:57.798
6	54.343	+0.821	8:37:52.141
7	53.890	+0.368	8:38:46.031
8	53.810	+0.288	8:39:39.841
9	53.905	+0.383	8:40:33.746
10	55.040	+1.518	8:41:28.786
11	53.717	+0.195	8:42:22.503
12	<b>53.522</b>		8:43:16.025
13	53.574	+0.052	8:44:09.599
14	53.736	+0.214	8:45:03.335

Runde	Rundenzeit	Diff.	Tageszeit
<b>(320) Patrick LIPINSKI</b>			
1	59.604	+5.934	8:33:46.190
2	56.922	+3.252	8:34:43.112

Runde	Rundenzeit	Diff.	Tageszeit
3	54.652	+0.982	8:35:37.764
4	54.368	+0.698	8:36:32.132
5	54.431	+0.761	8:37:26.563
6	54.822	+1.152	8:38:21.385
7	54.140	+0.470	8:39:15.525
8	54.081	+0.411	8:40:09.606
9	54.293	+0.623	8:41:03.899
10	53.979	+0.309	8:41:57.878
11	53.774	+0.104	8:42:51.652
12	<b>53.670</b>		8:43:45.322
13	54.768	+1.098	8:44:40.090
14	54.185	+0.515	8:45:34.275
15	53.843	+0.173	8:46:28.118

Runde	Rundenzeit	Diff.	Tageszeit
<b>(316) Andreas KILIAN</b>			
1	59.708	+5.990	8:33:29.646
2	1:02.439	+8.721	8:34:32.085
3	59.421	+5.703	8:35:31.506
4	54.653	+0.935	8:36:26.159
5	54.214	+0.496	8:37:20.373
6	1:04.134	+10.416	8:38:24.507
7	54.747	+1.029	8:39:19.254
8	54.049	+0.331	8:40:13.303
9	53.803	+0.085	8:41:07.106
10	53.857	+0.139	8:42:00.963
11	53.892	+0.174	8:42:54.855
12	<b>53.718</b>		8:43:48.573
13	53.853	+0.135	8:44:42.426
14	53.803	+0.085	8:45:36.229
15	54.189	+0.471	8:46:30.418

Runde	Rundenzeit	Diff.	Tageszeit
<b>(317) Eugen WEISBECKER</b>			
1	57.621	+3.828	8:33:38.677
2	54.870	+1.077	8:34:33.547
3	54.908	+1.115	8:35:28.455
4	54.729	+0.936	8:36:23.184
5	55.128	+1.335	8:37:18.312
6	<b>53.793</b>		8:38:12.105
7	54.024	+0.231	8:39:06.129
8	54.424	+0.631	8:40:00.553
9	54.065	+0.272	8:40:54.618
10	54.474	+0.681	8:41:49.092
11	54.302	+0.509	8:42:43.394
12	54.044	+0.251	8:43:37.438
13	53.820	+0.027	8:44:31.258
14	54.036	+0.243	8:45:25.294
15	53.966	+0.173	8:46:19.260

Runde	Rundenzeit	Diff.	Tageszeit
<b>(302) Paul Jeremy VOEGEDING</b>			
1	58.888	+5.058	8:33:22.373
2	55.541	+1.711	8:34:17.914
3	55.355	+1.525	8:35:13.269
4	56.247	+2.417	8:36:09.516
5	54.521	+0.691	8:37:04.037
6	54.819	+0.989	8:37:58.856
7	54.976	+1.146	8:38:53.832
8	54.339	+0.509	8:39:48.171
9	56.970	+3.140	8:40:45.141
10	54.590	+0.760	8:41:39.731
11	54.739	+0.909	8:42:34.470
12	55.338	+1.508	8:43:29.808
13	55.185	+1.355	8:44:24.993
14	<b>53.830</b>		8:45:18.823
15	54.945	+1.115	8:46:13.768

Runde	Rundenzeit	Diff.	Tageszeit
<b>(329) Felix LUCAS</b>			

# ADAC Kart Bundesendlauf 2010

World Formula

Templiner Ring 1,102 Km

Freies Training

02.10.2010 08:30

Training gestartet um 8:18:43

Runde	Rundenzeit	Diff.	Tageszeit
1	1:03.731	+9.878	8:33:33.490
2	58.379	+4.526	8:34:31.869
3	57.576	+3.723	8:35:29.445
4	57.292	+3.439	8:36:26.737
5	56.663	+2.810	8:37:23.400
6	56.125	+2.272	8:38:19.525
7	55.072	+1.219	8:39:14.597
8	54.748	+0.895	8:40:09.345
9	54.938	+1.085	8:41:04.283
10	54.082	+0.229	8:41:58.365
11	<b>53.853</b>		8:42:52.218
12	53.961	+0.108	8:43:46.179
13	54.074	+0.221	8:44:40.253
14	55.062	+1.209	8:45:35.315
15	55.589	+1.736	8:46:30.904

**(326) Andreas STIEHR**

1	58.132	+4.245	8:33:29.472
2	56.923	+3.036	8:34:26.395
3	54.573	+0.686	8:35:20.968
4	54.473	+0.586	8:36:15.441
5	54.259	+0.372	8:37:09.700
6	54.409	+0.522	8:38:04.109
7	54.479	+0.592	8:38:58.588
8	54.142	+0.255	8:39:52.730
9	54.606	+0.719	8:40:47.336
10	54.038	+0.151	8:41:41.374
11	<b>53.887</b>		8:42:35.261
12	54.250	+0.363	8:43:29.511
13	54.556	+0.669	8:44:24.067
14	54.586	+0.699	8:45:18.653
15	54.922	+1.035	8:46:13.575

**(319) Louis FUHRMANN**

1	57.638	+3.688	8:33:23.942
2	54.986	+1.036	8:34:18.928
3	54.422	+0.472	8:35:13.350
4	54.528	+0.578	8:36:07.878
5	54.011	+0.061	8:37:01.889
6	54.446	+0.496	8:37:56.335
7	54.144	+0.194	8:38:50.479
8	<b>53.950</b>		8:39:44.429
9	54.054	+0.104	8:40:38.483
10	54.202	+0.252	8:41:32.685

**(324) Alexander PETRICICA**

1	1:12.359	+18.404	8:33:27.749
2	56.476	+2.521	8:34:24.225
3	55.009	+1.054	8:35:19.234
4	55.150	+1.195	8:36:14.384
5	54.285	+0.330	8:37:08.669
6	54.368	+0.413	8:38:03.037
7	54.172	+0.217	8:38:57.209
8	54.131	+0.176	8:39:51.340
9	54.601	+0.646	8:40:45.941
10	<b>53.955</b>		8:41:39.896
11	54.355	+0.400	8:42:34.251
12	55.353	+1.398	8:43:29.604
13	54.727	+0.772	8:44:24.331
14	54.149	+0.194	8:45:18.480
15	54.897	+0.942	8:46:13.377

**(301) Fabio GROSSE**

1	1:03.157	+9.187	8:33:46.556
2	59.550	+5.580	8:34:46.106
3	58.779	+4.809	8:35:44.885

Runde	Rundenzeit	Diff.	Tageszeit
4	59.502	+5.532	8:36:44.387
5	56.532	+2.562	8:37:40.919
6	55.483	+1.513	8:38:36.402
7	54.349	+0.379	8:39:30.751
8	54.479	+0.509	8:40:25.230
9	54.108	+0.138	8:41:19.338
10	<b>53.970</b>		8:42:13.308

**(308) Niklas KRY**

1	58.520	+4.549	8:33:21.102
2	55.533	+1.562	8:34:16.635
3	54.586	+0.615	8:35:11.221
4	54.164	+0.193	8:36:05.385
5	54.223	+0.252	8:36:59.608
6	54.077	+0.106	8:37:53.685
7	54.064	+0.093	8:38:47.749
8	54.129	+0.158	8:39:41.878
9	54.075	+0.104	8:40:35.953
10	54.505	+0.534	8:41:30.458
11	55.163	+1.192	8:42:25.621
12	<b>53.971</b>		8:43:19.592
13	54.365	+0.394	8:44:13.957
14	54.690	+0.719	8:45:08.647
15	57.355	+3.384	8:46:06.002

**(315) Valentin JENKNER**

1	56.610	+2.635	8:33:14.962
2	54.896	+0.921	8:34:09.858
3	54.954	+0.979	8:35:04.812
4	55.086	+1.111	8:35:59.898
5	<b>53.975</b>		8:36:53.873
6	1:34.074	+40.099	8:38:27.947
7	55.243	+1.268	8:39:23.190

**(307) Timo WICKBOLDT**

1	57.072	+3.082	8:33:30.024
2	57.901	+3.911	8:34:27.925
3	55.100	+1.110	8:35:23.025
4	55.127	+1.137	8:36:18.152
5	54.163	+0.173	8:37:12.315
6	54.146	+0.156	8:38:06.461
7	54.239	+0.249	8:39:00.700
8	54.251	+0.261	8:39:54.951
9	54.068	+0.078	8:40:49.019
10	54.451	+0.461	8:41:43.470
11	54.369	+0.379	8:42:37.839
12	54.299	+0.309	8:43:32.138
13	<b>53.990</b>		8:44:26.128
14	54.368	+0.378	8:45:20.496
15	54.360	+0.370	8:46:14.856

**(306) Patrick WICKBOLDT**

1	56.426	+2.414	8:33:32.994
2	55.260	+1.248	8:34:28.254
3	54.977	+0.965	8:35:23.231
4	54.569	+0.557	8:36:17.800
5	54.269	+0.257	8:37:12.069
6	54.240	+0.228	8:38:06.309
7	54.230	+0.218	8:39:00.539
8	54.674	+0.662	8:39:55.213
9	59.958	+5.946	8:40:55.171
10	54.922	+0.910	8:41:50.093
11	54.410	+0.398	8:42:44.503
12	<b>54.012</b>		8:43:38.515
13	54.137	+0.125	8:44:32.652

Runde	Rundenzeit	Diff.	Tageszeit
<b>(323) Marco PAUL</b>			
1	58.105	+3.947	8:33:42.274
2	55.135	+0.977	8:34:37.409
3	54.522	+0.364	8:35:31.931
4	55.871	+1.713	8:36:27.802
5	5:16.134	+4:21.976	8:41:43.936
6	54.700	+0.542	8:42:38.636
7	<b>54.158</b>		8:43:32.794
8	54.331	+0.173	8:44:27.125
9	54.613	+0.455	8:45:21.738
10	54.979	+0.821	8:46:16.717

**(325) Norman BRÜGGMANN**

1	57.575	+3.395	8:33:39.417
2	54.516	+0.336	8:34:33.933
3	54.587	+0.407	8:35:28.520
4	54.864	+0.684	8:36:23.384
5	56.625	+2.445	8:37:20.009
6	<b>54.180</b>		8:38:14.189
7	55.445	+1.265	8:39:09.634

**(304) Balduur BAHN**

1	59.056	+4.739	8:33:34.519
2	54.839	+0.522	8:34:29.358
3	55.592	+1.275	8:35:24.950
4	1:13.663	+19.346	8:36:38.613
5	55.480	+1.163	8:37:34.093
6	55.114	+0.797	8:38:29.207
7	54.588	+0.271	8:39:23.795
8	55.947	+1.630	8:40:19.742
9	54.943	+0.626	8:41:14.685
10	<b>54.317</b>		8:42:09.002
11	2:24.844	+1:30.527	8:44:33.846
12	54.830	+0.513	8:45:28.676
13	54.554	+0.237	8:46:23.230

**(314) André KERN**

1	59.798	+5.385	8:33:56.826
2	56.392	+1.979	8:34:53.218
3	55.736	+1.323	8:35:48.954
4	56.010	+1.597	8:36:44.964
5	55.653	+1.240	8:37:40.617
6	55.242	+0.829	8:38:35.859
7	54.526	+0.113	8:39:30.385
8	55.557	+1.144	8:40:25.942
9	54.553	+0.140	8:41:20.495
10	<b>54.413</b>		8:42:14.908
11	54.638	+0.225	8:43:09.546
12	54.467	+0.054	8:44:04.013
13	54.510	+0.097	8:44:58.523
14	54.650	+0.237	8:45:53.173

**(327) Tim ZOWIERUCHA**

1	58.798	+4.057	8:33:29.880
2	58.559	+3.818	8:34:28.439
3	55.949	+1.208	8:35:24.388
4	56.191	+1.450	8:36:20.579
5	55.428	+0.687	8:37:16.007
6	54.947	+0.206	8:38:10.954
7	55.008	+0.267	8:39:05.962
8	56.005	+1.264	8:40:01.967
9	3:27.123	+2:32.382	8:43:29.090
10	56.464	+1.723	8:44:25.554
11	<b>54.741</b>		8:45:20.295
12	54.956	+0.215	8:46:15.251

Zeitnahmekommissar & Auswertung: Monika Riehmers

Orbits

Rennleiter

Aushang:

Uhr Reg.-Nr.: BB-66/10

Unterschrift RL:

Unterschrift ZK:

www.mylaps.com

Lizenziert für Camp Company GmbH

ADAC Kart Bundesendlauf 2010

World Formula

Templiner Ring 1,102 Km

Freies Training

02.10.2010 08:30

Training gestartet um 8:18:43

Runde	Rundenzeit	Diff.	Tageszeit
<b>(330) Laura JEBE</b>			
1	1:01.634	+6.727	8:33:29.257
2	58.397	+3.490	8:34:27.654
3	57.851	+2.944	8:35:25.505
4	56.603	+1.696	8:36:22.108
5	56.372	+1.465	8:37:18.480
6	55.378	+0.471	8:38:13.858
7	55.565	+0.658	8:39:09.423
8	55.144	+0.237	8:40:04.567
9	55.391	+0.484	8:40:59.958
10	55.072	+0.165	8:41:55.030
11	55.067	+0.160	8:42:50.097
12	54.916	+0.009	8:43:45.013
13	<b>54.907</b>		8:44:39.920
14	55.236	+0.329	8:45:35.156
15	55.082	+0.175	8:46:30.238

Runde	Rundenzeit	Diff.	Tageszeit
<b>(312) Maira MÜLLER</b>			
1	1:01.099	+5.866	8:33:45.530
2	56.836	+1.593	8:34:42.366
3	56.357	+1.114	8:35:38.723
4	55.840	+0.597	8:36:34.563
5	1:09.802	+14.559	8:37:44.365
6	56.278	+1.035	8:38:40.643
7	3:08.590	+2:13.347	8:41:49.233
8	55.974	+0.731	8:42:45.207
9	<b>55.243</b>		8:43:40.450
10	55.561	+0.318	8:44:36.011
11	55.346	+0.103	8:45:31.357
12	55.633	+0.390	8:46:26.990

Runde	Rundenzeit	Diff.	Tageszeit
<b>(310) Henrik FLATZ</b>			
1	1:04.107	+7.961	8:33:45.801
2	59.785	+3.639	8:34:45.586
3	59.039	+2.893	8:35:44.625
4	57.699	+1.553	8:36:42.324
5	57.931	+1.785	8:37:40.255
6	58.358	+2.212	8:38:38.613
7	57.340	+1.194	8:39:35.953
8	57.283	+1.137	8:40:33.236
9	57.090	+0.944	8:41:30.326
10	56.924	+0.778	8:42:27.250
11	56.666	+0.520	8:43:23.916
12	56.826	+0.680	8:44:20.742
13	56.365	+0.219	8:45:17.107
14	<b>56.146</b>		8:46:13.253

Runde Rundenzeit Diff. Tageszeit

Runde Rundenzeit Diff. Tageszeit

# ADAC Kart Bundesendlauf 2010

World Formula

Templiner Ring 1,102 Km

Qualifying

02.10.2010 12:20

Qualifikation gestartet um 12:15:09

Pos.	St.Nr.	Name	Wohnort	Lizenz	Bewerber	Chassis/Motor/Reifen	Rnd.	Beste Zeit	Diff.	km/h	In Rd.
1	321	Julian KLEINWORT	Schaalby	NKA1130053		/Briggs&Stratton/Dunlop	10	52.699		75.280	2
2	305	Emil SAWAN-MONTAG	Berlin	NKA1113369		Gillard/Briggs&Stratton/Dunlop	10	53.003	0.304	74.849	5
3	322	Jessica MENZE	Wuppertal	27-12987		PCR/Briggs&Stratton/Dunlop	10	53.012	0.313	74.836	8
4	311	Niklas MACKSCHIN	Barsinghausen	NKA1126740		PCR/Briggs&Stratton/Dunlop	9	53.058	0.359	74.771	8
5	309	Max GRÜN	Herten	27-12578		PCR/Briggs&Stratton/Dunlop	10	53.058	0.359	74.771	7
6	308	Niklas KRY	Brilon	27-12971		Corsa/Briggs&Stratton/Dunlop	10	53.058	0.359	74.771	3
7	318	Lukas KORBELA	Lippborg	27-12577		Zanardi/Briggs&Stratton/Dunlop	10	53.189	0.490	74.587	4
8	303	Moritz HORN	Biebertal	21-21690		PCR/Briggs&Stratton/Dunlop	10	53.203	0.504	74.567	5
9	320	Patrick LIPINSKI	Lüdenscheid	27-12981		PCR/Briggs&Stratton/Dunlop	10	53.226	0.527	74.535	7
10	323	Marco PAUL	Waldems-Niedererr	NKA1133278		PCR/Briggs&Stratton/Dunlop	9	53.255	0.556	74.494	3
11	328	Marco LÄSCH	Hupperath	12842		Tony/Briggs&Stratton/Dunlop	8	53.268	0.569	74.476	5
12	326	Andreas STIEHR	Hennigsdorf	NKA1123745		Intrepid/Briggs&Stratton/Dunlop	11	53.334	0.635	74.384	3
13	317	Eugen WEISBECKER	Soest	27-9897		Wildkart/Briggs&Stratton/Dunlop	10	53.335	0.636	74.383	7
14	301	Fabio GROSSE	Berlin	60-09090		CRG/Briggs&Stratton/Dunlop	10	53.409	0.710	74.280	7
15	319	Louis FUHRMANN	Steinhagen	NKA1108601		PCR/Briggs&Stratton/Dunlop	10	53.435	0.736	74.243	8
16	306	Patrick WICKBOLDT	Hamburg	45-012	RSG Hamburg e.V. ADAC	Mach1/Briggs&Stratton/Dunlop	11	53.545	0.846	74.091	5
17	302	Paul Jeremy VOEGEDING	Walzbachtal	NKA1132472	TEAM ADAC Nordboden e.V.	Mach1/Briggs&Stratton/Dunlop	10	53.646	0.947	73.951	7
18	316	Andreas KILIAN	Walhausen	23-00144		PCR/Briggs&Stratton/Dunlop	10	53.659	0.960	73.934	7
19	329	Felix LUCAS	Hamburg	45-192	RSG Hamburg e.V. ADAC	MBA/Briggs&Stratton/Dunlop	10	53.708	1.009	73.866	7
20	325	Norman BRÜGGMANN	Westergellersen	N1122436	RSG Hamburg e.V. ADAC	Mach1/Briggs&Stratton/Dunlop	10	53.724	1.025	73.844	4
21	304	Baldur BAHN	Katzenbach	03-00443		PCR/Briggs&Stratton/Dunlop	10	53.958	1.259	73.524	5
22	324	Alexander PETRICICA	Minden	29-29456		VRK/Briggs&Stratton/Dunlop	10	53.978	1.279	73.497	8
23	314	André KERN	Anröchte	12509		PCR/Briggs&Stratton/Dunlop	10	54.000	1.301	73.467	6
24	307	Timo WICKBOLDT	Hamburg	45-9494	RSG Hamburg e.V. ADAC	Olikart/Briggs&Stratton/Dunlop	11	54.114	1.415	73.312	8
25	312	Maira MÜLLER	Wunstorf	NKA1123179	RSG Hamburg e.V. ADAC	Mach1/Briggs&Stratton/Dunlop	10	54.295	1.596	73.068	8
26	330	Laura JEBE	Schlesweig	NKA1133137	Kartschmie.de/AC Flensburg	Mach1/Briggs&Stratton/Dunlop	10	54.344	1.645	73.002	6
27	327	Tim ZOWIERUCHA	Nauheim	21-21612		PCR/Briggs&Stratton/Dunlop	10	54.505	1.806	72.786	3
28	310	Henrik FLATZ	Geesthacht	45-031		Mach1/Briggs&Stratton/Dunlop	10	54.512	1.813	72.777	6
29	315	Valentin JENKNER	Salzgitter	41-0046		Mach1/Briggs&Stratton/Dunlop	10	54.580	1.881	72.686	3

Bemerkungen

Ergebnis vorbehaltlich technischer Nachuntersuchung

Zeitnahmekommissar & Auswertung: Monika Riehmers

Orbits

Rennleiter

Aushang:

Uhr Reg-Nr.: BB-66/10

Unterschrift RL:

Unterschrift ZK:



www.mylaps.com

Lizenziert für Camp Company GmbH

# ADAC Kart Bundesendlauf 2010

World Formula

Templiner Ring 1,102 Km

Qualifying

02.10.2010 12:20

Qualifikation gestartet um 12:15:09

Runde	Rundenzeit	Diff.	Tageszeit
<b>(321) Julian KLEINWORT</b>			
1	53.426	+0.727	12:17:38.876
2	<b>52.699</b>		12:18:31.575
3	52.830	+0.131	12:19:24.405
4	52.747	+0.048	12:20:17.152
5	53.099	+0.400	12:21:10.251
6	52.913	+0.214	12:22:03.164
7	52.781	+0.082	12:22:55.945
8	52.747	+0.048	12:23:48.692
9	52.973	+0.274	12:24:41.665
10	59.537	+6.838	12:25:41.202

Runde	Rundenzeit	Diff.	Tageszeit
<b>(305) Emil SAWAN-MONTAG</b>			
1	53.328	+0.325	12:17:46.587
2	53.372	+0.369	12:18:39.959
3	53.036	+0.033	12:19:32.995
4	53.032	+0.029	12:20:26.027
5	<b>53.003</b>		12:21:19.030
6	53.346	+0.343	12:22:12.376
7	53.162	+0.159	12:23:05.538
8	53.110	+0.107	12:23:58.648
9	53.017	+0.014	12:24:51.665
10	53.509	+0.506	12:25:45.174

Runde	Rundenzeit	Diff.	Tageszeit
<b>(322) Jessica MENZE</b>			
1	53.738	+0.726	12:17:36.791
2	53.424	+0.412	12:18:30.215
3	53.201	+0.189	12:19:23.416
4	53.127	+0.115	12:20:16.543
5	53.764	+0.752	12:21:10.307
6	53.327	+0.315	12:22:03.634
7	53.148	+0.136	12:22:56.782
8	<b>53.012</b>		12:23:49.794
9	53.027	+0.015	12:24:42.821
10	54.050	+1.038	12:25:36.871

Runde	Rundenzeit	Diff.	Tageszeit
<b>(311) Niklas MACKSCHIN</b>			
1	54.171	+1.113	12:17:51.557
2	53.457	+0.399	12:18:45.014
3	53.416	+0.358	12:19:38.430
4	53.368	+0.310	12:20:31.798
5	53.208	+0.150	12:21:25.006
6	53.081	+0.023	12:22:18.087
7	55.476	+2.418	12:23:13.563
8	<b>53.058</b>		12:24:06.621
9	54.766	+1.708	12:25:01.387

Runde	Rundenzeit	Diff.	Tageszeit
<b>(309) Max GRÜN</b>			
1	54.514	+1.456	12:17:24.314
2	54.170	+1.112	12:18:18.484
3	53.320	+0.262	12:19:11.804
4	53.585	+0.527	12:20:05.389
5	53.152	+0.094	12:20:58.541
6	53.126	+0.068	12:21:51.667
7	<b>53.058</b>		12:22:44.725
8	53.173	+0.115	12:23:37.898
9	53.337	+0.279	12:24:31.235
10	53.412	+0.354	12:25:24.647

Runde	Rundenzeit	Diff.	Tageszeit
<b>(308) Niklas KRY</b>			
1	54.327	+1.269	12:17:12.105
2	53.490	+0.432	12:18:05.595
3	<b>53.058</b>		12:18:58.653
4	55.828	+2.770	12:19:54.481
5	54.593	+1.535	12:20:49.074

Runde	Rundenzeit	Diff.	Tageszeit
6	53.381	+0.323	12:21:42.455
7	54.800	+1.742	12:22:37.255
8	55.073	+2.015	12:23:32.328
9	53.893	+0.835	12:24:26.221
10	53.703	+0.645	12:25:19.924

Runde	Rundenzeit	Diff.	Tageszeit
<b>(318) Lukas KORBELA</b>			
1	53.665	+0.476	12:17:26.808
2	53.228	+0.039	12:18:20.036
3	54.008	+0.819	12:19:14.044
4	<b>53.189</b>		12:20:07.233
5	53.222	+0.033	12:21:00.455
6	53.332	+0.143	12:21:53.787
7	53.295	+0.106	12:22:47.082
8	53.376	+0.187	12:23:40.458
9	53.596	+0.407	12:24:34.054
10	55.278	+2.089	12:25:29.332

Runde	Rundenzeit	Diff.	Tageszeit
<b>(303) Moritz HORN</b>			
1	53.548	+0.345	12:17:17.932
2	54.525	+1.322	12:18:12.457
3	53.829	+0.626	12:19:06.286
4	53.536	+0.333	12:19:59.822
5	<b>53.203</b>		12:20:53.025
6	53.487	+0.284	12:21:46.512
7	53.538	+0.335	12:22:40.050
8	53.319	+0.116	12:23:33.369
9	56.186	+2.983	12:24:29.555
10	53.240	+0.037	12:25:22.795

Runde	Rundenzeit	Diff.	Tageszeit
<b>(320) Patrick LIPINSKI</b>			
1	56.875	+3.649	12:17:13.368
2	58.625	+5.399	12:18:11.993
3	56.350	+3.124	12:19:08.343
4	53.568	+0.342	12:20:01.911
5	53.581	+0.355	12:20:55.492
6	53.490	+0.264	12:21:48.982
7	<b>53.226</b>		12:22:42.208
8	53.757	+0.531	12:23:35.965
9	56.563	+3.337	12:24:32.528
10	53.360	+0.134	12:25:25.888

Runde	Rundenzeit	Diff.	Tageszeit
<b>(323) Marco PAUL</b>			
1	57.074	+3.819	12:18:12.306
2	54.460	+1.205	12:19:06.766
3	<b>53.255</b>		12:20:00.021
4	53.708	+0.453	12:20:53.729
5	53.580	+0.325	12:21:47.309
6	53.501	+0.246	12:22:40.810
7	54.068	+0.813	12:23:34.878
8	59.888	+6.633	12:24:34.766
9	54.838	+1.583	12:25:29.604

Runde	Rundenzeit	Diff.	Tageszeit
<b>(328) Marco LÄSCH</b>			
1	54.616	+1.348	12:19:10.186
2	53.320	+0.052	12:20:03.506
3	53.413	+0.145	12:20:56.919
4	53.319	+0.051	12:21:50.238
5	<b>53.268</b>		12:22:43.506
6	53.291	+0.023	12:23:36.797
7	1:01.595	+8.327	12:24:38.392
8	54.473	+1.205	12:25:32.865

Runde	Rundenzeit	Diff.	Tageszeit
<b>(326) Andreas STIEHR</b>			
1	54.196	+0.862	12:17:02.973
2	53.373	+0.039	12:17:56.346

Runde	Rundenzeit	Diff.	Tageszeit
3	<b>53.334</b>		12:18:49.680
4	53.604	+0.270	12:19:43.284
5	53.519	+0.185	12:20:36.803
6	53.604	+0.270	12:21:30.407
7	53.788	+0.454	12:22:24.195
8	53.710	+0.376	12:23:17.905
9	53.602	+0.268	12:24:11.507
10	53.469	+0.135	12:25:04.976
11	54.647	+1.313	12:25:59.623

Runde	Rundenzeit	Diff.	Tageszeit
<b>(317) Eugen WEISBECKER</b>			
1	54.489	+1.154	12:17:14.144
2	53.597	+0.262	12:18:07.741
3	54.129	+0.794	12:19:01.870
4	54.151	+0.816	12:19:56.021
5	53.788	+0.453	12:20:49.809
6	54.069	+0.734	12:21:43.878
7	<b>53.335</b>		12:22:37.213
8	53.613	+0.278	12:23:30.826
9	53.718	+0.383	12:24:24.544
10	53.941	+0.606	12:25:18.485

Runde	Rundenzeit	Diff.	Tageszeit
<b>(301) Fabio GROSSE</b>			
1	55.410	+2.001	12:17:07.593
2	54.965	+1.556	12:18:02.558
3	54.139	+0.730	12:18:56.697
4	56.534	+3.125	12:19:53.231
5	53.936	+0.527	12:20:47.167
6	55.019	+1.610	12:21:42.186
7	<b>53.409</b>		12:22:35.595
8	56.572	+3.163	12:23:32.167
9	54.541	+1.132	12:24:26.708
10	53.792	+0.383	12:25:20.500

Runde	Rundenzeit	Diff.	Tageszeit
<b>(319) Louis FUHRMANN</b>			
1	54.296	+0.861	12:17:27.182
2	53.652	+0.217	12:18:20.834
3	53.484	+0.049	12:19:14.318
4	54.712	+1.277	12:20:09.030
5	54.709	+1.274	12:21:03.739
6	54.186	+0.751	12:21:57.925
7	53.821	+0.386	12:22:51.746
8	<b>53.435</b>		12:23:45.181
9	53.991	+0.556	12:24:39.172
10	54.770	+1.335	12:25:33.942

Runde	Rundenzeit	Diff.	Tageszeit
<b>(306) Patrick WICKBOLDT</b>			
1	54.266	+0.721	12:17:02.116
2	53.572	+0.027	12:17:55.688
3	53.624	+0.079	12:18:49.312
4	57.044	+3.499	12:19:46.356
5	<b>53.545</b>		12:20:39.901
6	53.947	+0.402	12:21:33.848
7	53.682	+0.137	12:22:27.530
8	53.923	+0.378	12:23:21.453
9	54.434	+0.889	12:24:15.887
10	54.270	+0.725	12:25:10.157
11	54.789	+1.244	12:26:04.946

Runde	Rundenzeit	Diff.	Tageszeit
<b>(302) Paul Jeremy VOEGEDING</b>			
1	55.808	+2.162	12:17:08.574
2	56.990	+3.344	12:18:05.564
3	57.735	+4.089	12:19:03.299
4	56.613	+2.967	12:19:59.912
5	54.579	+0.933	12:20:54.491
6	53.934	+0.288	12:21:48.425

# ADAC Kart Bundesendlauf 2010

World Formula

Templiner Ring 1,102 Km

Qualifying

02.10.2010 12:20

Qualifikation gestartet um 12:15:09

Runde	Rundenzeit	Diff.	Tageszeit
7	<b>53.646</b>		12:22:42.071
8	54.288	+0.642	12:23:36.359
9	54.783	+1.137	12:24:31.142
10	54.226	+0.580	12:25:25.368

(316) Andreas KILIAN

1	55.325	+1.666	12:17:14.302
2	54.215	+0.556	12:18:08.517
3	56.377	+2.718	12:19:04.894
4	54.154	+0.495	12:19:59.048
5	53.745	+0.086	12:20:52.793
6	54.001	+0.342	12:21:46.794
7	<b>53.659</b>		12:22:40.453
8	58.893	+5.234	12:23:39.346
9	54.618	+0.959	12:24:33.964
10	56.154	+2.495	12:25:30.118

(329) Felix LUCAS

1	54.945	+1.237	12:17:08.520
2	56.263	+2.555	12:18:04.783
3	53.769	+0.061	12:18:58.552
4	57.058	+3.350	12:19:55.610
5	53.791	+0.083	12:20:49.401
6	54.865	+1.157	12:21:44.266
7	<b>53.708</b>		12:22:37.974
8	56.334	+2.626	12:23:34.308
9	53.935	+0.227	12:24:28.243
10	54.010	+0.302	12:25:22.253

(325) Norman BRÜGGMANN

1	54.125	+0.401	12:17:48.342
2	54.000	+0.276	12:18:42.342
3	53.977	+0.253	12:19:36.319
4	<b>53.724</b>		12:20:30.043
5	53.784	+0.060	12:21:23.827
6	54.057	+0.333	12:22:17.884
7	54.058	+0.334	12:23:11.942
8	53.993	+0.269	12:24:05.935
9	54.017	+0.293	12:24:59.952
10	54.389	+0.665	12:25:54.341

(304) Baldur BAHN

1	55.878	+1.920	12:17:10.999
2	55.180	+1.222	12:18:06.179
3	55.761	+1.803	12:19:01.940
4	54.678	+0.720	12:19:56.618
5	<b>53.958</b>		12:20:50.576
6	54.408	+0.450	12:21:44.984
7	53.971	+0.013	12:22:38.955
8	54.167	+0.209	12:23:33.122
9	54.141	+0.183	12:24:27.263
10	54.469	+0.511	12:25:21.732

(324) Alexander PETRICICA

1	56.109	+2.131	12:17:10.013
2	54.355	+0.377	12:18:04.368
3	53.984	+0.006	12:18:58.352
4	54.550	+0.572	12:19:52.902
5	54.049	+0.071	12:20:46.951
6	54.308	+0.330	12:21:41.259
7	54.049	+0.071	12:22:35.308
8	<b>53.978</b>		12:23:29.286
9	56.309	+2.331	12:24:25.595
10	54.790	+0.812	12:25:20.385

(314) André KERN

Runde	Rundenzeit	Diff.	Tageszeit
1	55.240	+1.240	12:17:34.387
2	54.411	+0.411	12:18:28.798
3	54.183	+0.183	12:19:22.981
4	55.721	+1.721	12:20:18.702
5	54.361	+0.361	12:21:13.063
6	<b>54.000</b>		12:22:07.063
7	54.212	+0.212	12:23:01.275
8	54.254	+0.254	12:23:55.529
9	54.107	+0.107	12:24:49.636
10	54.815	+0.815	12:25:44.451

(307) Timo WICKBOLDT

1	54.905	+0.791	12:17:05.415
2	54.327	+0.213	12:17:59.742
3	54.154	+0.040	12:18:53.896
4	54.174	+0.060	12:19:48.070
5	54.344	+0.230	12:20:42.414
6	54.260	+0.146	12:21:36.674
7	54.177	+0.063	12:22:30.851
8	<b>54.114</b>		12:23:24.965
9	54.224	+0.110	12:24:19.189
10	54.222	+0.108	12:25:13.411
11	54.319	+0.205	12:26:07.730

(312) Maira MÜLLER

1	55.991	+1.696	12:17:24.177
2	55.358	+1.063	12:18:19.535
3	54.634	+0.339	12:19:14.169
4	54.618	+0.323	12:20:08.787
5	54.729	+0.434	12:21:03.516
6	54.310	+0.015	12:21:57.826
7	55.021	+0.726	12:22:52.847
8	<b>54.295</b>		12:23:47.142
9	54.409	+0.114	12:24:41.551
10	55.133	+0.838	12:25:36.684

(330) Laura JEBE

1	55.406	+1.062	12:17:07.464
2	54.386	+0.042	12:18:01.850
3	54.393	+0.049	12:18:56.243
4	54.472	+0.128	12:19:50.715
5	54.458	+0.114	12:20:45.173
6	<b>54.344</b>		12:21:39.517
7	54.969	+0.625	12:22:34.486
8	54.676	+0.332	12:23:29.162
9	54.414	+0.070	12:24:23.576
10	55.018	+0.674	12:25:18.594

(327) Tim ZOWIERUCHA

1	55.208	+0.703	12:17:21.815
2	55.188	+0.683	12:18:17.003
3	<b>54.505</b>		12:19:11.508
4	54.531	+0.026	12:20:06.039
5	54.555	+0.050	12:21:00.594
6	54.932	+0.427	12:21:55.526
7	54.589	+0.084	12:22:50.115
8	54.541	+0.036	12:23:44.656
9	54.845	+0.340	12:24:39.501
10	55.295	+0.790	12:25:34.796

(310) Henrik FLATZ

1	55.877	+1.365	12:17:40.558
2	54.819	+0.307	12:18:35.377
3	54.823	+0.311	12:19:30.200
4	54.795	+0.283	12:20:24.995
5	54.895	+0.383	12:21:19.890

Zeitnahmekommissar & Auswertung: Monika Riehmers

Orbits

Rennleiter

Aushang:

Uhr Reg.-Nr.: BB-66/10

Unterschrift RL:

Unterschrift ZK:



www.mylaps.com

Lizenziert für Camp Company GmbH

ADAC Kart Bundesendlauf 2010

World Formula

Templiner Ring 1,102 Km


Startaufstellung Rennen 1 1.Lauf

02.10.2010 15:30

Rennen (13 Runden)

14	327	310
	27	28
13	312	330
	25	26
12	314	307
	23	24
11	304	324
	21	22
10	329	325
	19	20
9	302	316
	17	18
8	319	306
	15	16
7	317	301
	13	14
6	328	326
	11	12
5	320	323
	9	10
4	318	303
	7	8
3	309	308
	5	6
2	322	311
	3	4
1	321	305
	1	2

POLE POSITION 1





ADAC Kart Bundesendlauf 2010

World Formula


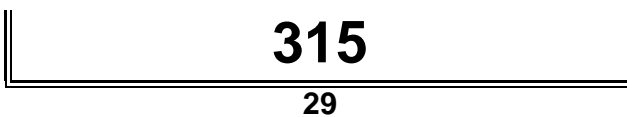
Templiner Ring 1,102 Km

Startaufstellung Rennen 1 1.Lauf

02.10.2010 15:30

Rennen (13 Runden)

15



Zeitnahmekommissar & Auswertung: Monika Riehmers

Orbits

Rennleiter

Aushang:

Uhr Reg-Nr.: BB-66/10

Unterschrift RL:

Unterschrift ZK:



www.mylaps.com

Lizenziert für Camp Company GmbH

# ADAC Kart Bundesendlauf 2010

World Formula

Templiner Ring 1,102 Km

Rennen 1 1.Lauf

02.10.2010 15:30

Rennen (13 Runden) gestartet um 15:32:15

Pos.	St.Nr.	Name	Wohnort	Lizenz	Bewerber	Chassis/Motor/Reifen	Rnd.	Gesamtzeit	Diff.	Ø km/h	Beste Zeit	km/h	Pkt
1	305	Emil SAWAN-MONTAG	Berlin	NKA111331		Gillard/Briggs&Stratton/Dunlop	13	11:35.019		74,205	52.965	74,902	20
2	321	Julian KLEINWORT	Schaalby	NKA113001		/Briggs&Stratton/Dunlop	13	11:35.223	0.204	74,183	52.962	74,907	18
3	322	Jessica MENZE	Wuppertal	27-12987		PCR/Briggs&Stratton/Dunlop	13	11:36.109	1.090	74,088	53.062	74,765	16
4	311	Niklas MACKSCHIN	Barsinghausen	NKA112671		PCR/Briggs&Stratton/Dunlop	13	11:36.963	1.944	73,998	52.985	74,874	15
5	309	Max GRÜN	Herten	27-12578		PCR/Briggs&Stratton/Dunlop	13	11:37.077	2.058	73,986	52.859	75,052	14
6	303	Moritz HORN	Biebertal	21-21690		PCR/Briggs&Stratton/Dunlop	13	11:37.397	2.378	73,952	52.998	74,856	13
7	308	Niklas KRY	Brilon	27-12971		Corsa/Briggs&Stratton/Dunlop	13	11:40.198	5.179	73,656	53.057	74,772	12
8	306	Patrick WICKBOLDT	Hamburg	45-012	RSG Hamburg e.V.	Mach1/Briggs&Stratton/Dunlop	13	11:42.104	7.085	73,456	53.245	74,508	11
9	319	Louis FUHRMANN	Steinhagen	NKA110861		PCR/Briggs&Stratton/Dunlop	13	11:42.311	7.292	73,434	53.190	74,585	10
10	328	Marco LÄSCH	Hupperath	12842		Tony/Briggs&Stratton/Dunlop	13	11:42.486	7.467	73,416	53.152	74,639	9
11	307	Timo WICKBOLDT	Hamburg	45-9494	RSG Hamburg e.V.	Olikart/Briggs&Stratton/Dunlop	13	11:42.688	7.669	73,395	53.226	74,535	8
12	320	Patrick LIPINSKI	Lüdenscheid	27-12981		PCR/Briggs&Stratton/Dunlop	13	11:42.973	7.954	73,365	52.991	74,866	7
13	318	Lukas KORBELA	Lippborg	27-12577		Zanardi/Briggs&Stratton/Dunlop	13	11:43.169	8.150	73,345	52.944	74,932	6
14	302	Paul Jeremy VOEGEDING	Walzbachtal	NKA113241	TEAM ADAC Nordb	Mach1/Briggs&Stratton/Dunlop	13	11:45.694	10.675	73,082	53.486	74,173	5
15	316	Andreas KILIAN	Walhausen	23-00144		PCR/Briggs&Stratton/Dunlop	13	11:49.703	14.684	72,669	53.450	74,223	4
16	314	André KERN	Anröchte	12509		PCR/Briggs&Stratton/Dunlop	13	11:52.389	17.370	72,395	53.951	73,533	3
17	327	Tim ZOWIERUCHA	Nauheim	21-21612		PCR/Briggs&Stratton/Dunlop	13	11:56.070	21.051	72,023	54.129	73,292	2
18	326	Andreas STIEHR	Hennigsdorf	NKA112371		Intrepid/Briggs&Stratton/Dunlop	13	11:56.237	21.218	72,006	53.513	74,135	1
19	330	Laura JEBE	Schlesweig	NKA113311	Kartschmie.de/AC I	Mach1/Briggs&Stratton/Dunlop	13	11:56.556	21.537	71,974	53.543	74,094	0
20	317	Eugen WEISBECKER	Soest	27-9897		Wildkart/Briggs&Stratton/Dunlop	13	11:56.898	21.879	71,940	53.148	74,644	0
21	304	Baldur BAHN	Katzenbach	03-00443		PCR/Briggs&Stratton/Dunlop	13	11:59.290	24.271	71,701	53.884	73,625	0
22	312	Maira MÜLLER	Wunstorf	NKA112311	RSG Hamburg e.V.	Mach1/Briggs&Stratton/Dunlop	13	12:00.094	25.075	71,621	53.986	73,486	0
23	323	Marco PAUL	Waldems-Niederem	NKA113321		PCR/Briggs&Stratton/Dunlop	13	12:00.351	25.332	71,595	53.926	73,567	0
24	310	Henrik FLATZ	Geesthacht	45-031		Mach1/Briggs&Stratton/Dunlop	13	12:00.900	25.881	71,541	54.296	73,066	0
25	301	Fabio GROSSE	Berlin	60-09090		CRG/Briggs&Stratton/Dunlop	13	12:06.686	31.667	70,971	53.311	74,416	0
26	324	Alexander PETRICICA	Minden	29-29456		VRK/Briggs&Stratton/Dunlop	5	4:36.813	8 Runden	71,658	54.055	73,392	0
27	315	Valentin JENKNER	Salzgitter	41-0046		Mach1/Briggs&Stratton/Dunlop	5	4:39.487	8 Runden	70,973	54.075	73,365	0
28	329	Felix LUCAS	Hamburg	45-192	RSG Hamburg e.V.	MBA/Briggs&Stratton/Dunlop	4	4:07.509	9 Runden	64,114	58.159	68,213	0
29	325	Norman BRÜGGMANN	Westergellersen	N1122436	RSG Hamburg e.V.	Mach1/Briggs&Stratton/Dunlop		1.169	3 Runden	-	-	-	0

## Bemerkungen

Ergebnis vorbehaltlich technischer Nachuntersuchung

Gestartet: 29 Gewertet: 29 nicht Gewertet: 0

Start-Nr.: 301 + 10 sek. Zeitstrafe(Rennleiterentscheidung)

Vorsprung	Ø km/h	Beste Rundenzeit	km/h	Beste Runde von
0.204	74,205	52.859	75,052	309 - Max GRÜN

Zeitnahmekommissar & Auswertung: Monika Riehmers

Orbits

Rennleiter

Aushang: Uhr Reg-Nr.: BB-66/10

www.mylaps.com

Unterschrift RL: Unterschrift ZK:

Lizensiert für Camp Company GmbH

# ADAC Kart Bundesendlauf 2010

World Formula

Templiner Ring 1,102 Km

Rennen 1 1.Lauf

02.10.2010 15:30

Rennen (13 Runden) gestartet um 15:32:15

Runde	Rundenzeit	Diff.	Tageszeit
<b>(305) Emil SAWAN-MONTAG</b>			
1	54.744	+1.779	15:33:10.144
2	54.152	+1.187	15:34:04.296
3	53.096	+0.131	15:34:57.392
4	53.211	+0.246	15:35:50.603
5	53.749	+0.784	15:36:44.352
6	53.105	+0.140	15:37:37.457
7	53.147	+0.182	15:38:30.604
8	53.413	+0.448	15:39:24.017
9	53.203	+0.238	15:40:17.220
10	53.240	+0.275	15:41:10.460
11	<b>52.965</b>		15:42:03.425
12	53.208	+0.243	15:42:56.633
13	53.735	+0.770	15:43:50.368

Runde	Rundenzeit	Diff.	Tageszeit
<b>(321) Julian KLEINWORT</b>			
1	54.619	+1.657	15:33:09.968
2	53.971	+1.009	15:34:03.939
3	53.191	+0.229	15:34:57.130
4	53.240	+0.278	15:35:50.370
5	54.065	+1.103	15:36:44.435
6	53.124	+0.162	15:37:37.559
7	53.132	+0.170	15:38:30.691
8	53.512	+0.550	15:39:24.203
9	53.098	+0.136	15:40:17.301
10	53.247	+0.285	15:41:10.548
11	<b>52.962</b>		15:42:03.510
12	53.226	+0.264	15:42:56.736
13	53.836	+0.874	15:43:50.572

Runde	Rundenzeit	Diff.	Tageszeit
<b>(322) Jessica MENZE</b>			
1	55.366	+2.304	15:33:10.830
2	53.788	+0.726	15:34:04.618
3	53.842	+0.780	15:34:58.460
4	53.282	+0.220	15:35:51.742
5	53.599	+0.537	15:36:45.341
6	53.359	+0.297	15:37:38.700
7	53.491	+0.429	15:38:32.191
8	53.191	+0.129	15:39:25.382
9	53.216	+0.154	15:40:18.598
10	<b>53.062</b>		15:41:11.660
11	53.228	+0.166	15:42:04.888
12	53.239	+0.177	15:42:58.127
13	53.331	+0.269	15:43:51.458

Runde	Rundenzeit	Diff.	Tageszeit
<b>(311) Niklas MACKSCHIN</b>			
1	54.850	+1.865	15:33:10.386
2	54.002	+1.017	15:34:04.388
3	53.840	+0.855	15:34:58.228
4	53.357	+0.372	15:35:51.585
5	53.511	+0.526	15:36:45.096
6	53.527	+0.542	15:37:38.623
7	53.423	+0.438	15:38:32.046
8	53.172	+0.187	15:39:25.218
9	53.579	+0.594	15:40:18.797
10	53.245	+0.260	15:41:12.042
11	<b>52.985</b>		15:42:05.027
12	53.665	+0.680	15:42:58.692
13	53.620	+0.635	15:43:52.312

Runde	Rundenzeit	Diff.	Tageszeit
<b>(309) Max GRÜN</b>			
1	55.840	+2.981	15:33:11.452
2	53.993	+1.134	15:34:05.445
3	53.332	+0.473	15:34:58.777
4	53.872	+1.013	15:35:52.649

Runde	Rundenzeit	Diff.	Tageszeit
5	53.038	+0.179	15:36:45.687
6	53.527	+0.668	15:37:39.214
7	53.389	+0.530	15:38:32.603
8	53.177	+0.318	15:39:25.780
9	53.262	+0.403	15:40:19.042
10	53.346	+0.487	15:41:12.388
11	<b>52.859</b>		15:42:05.247
12	53.624	+0.765	15:42:58.871
13	53.555	+0.696	15:43:52.426

Runde	Rundenzeit	Diff.	Tageszeit
<b>(303) Moritz HORN</b>			
1	55.259	+2.261	15:33:11.090
2	54.140	+1.142	15:34:05.230
3	53.319	+0.321	15:34:58.549
4	53.869	+0.871	15:35:52.418
5	53.113	+0.115	15:36:45.531
6	53.495	+0.497	15:37:39.026
7	53.283	+0.285	15:38:32.309
8	53.228	+0.230	15:39:25.537
9	53.353	+0.355	15:40:18.890
10	54.026	+1.028	15:41:12.916
11	<b>52.998</b>		15:42:05.914
12	53.090	+0.092	15:42:59.004
13	53.742	+0.744	15:43:52.746

Runde	Rundenzeit	Diff.	Tageszeit
<b>(308) Niklas KRY</b>			
1	56.735	+3.678	15:33:12.394
2	53.462	+0.405	15:34:05.856
3	53.196	+0.139	15:34:59.052
4	53.820	+0.763	15:35:52.872
5	55.188	+2.131	15:36:48.060
6	54.237	+1.180	15:37:42.297
7	53.906	+0.849	15:38:36.203
8	53.454	+0.397	15:39:29.657
9	53.181	+0.124	15:40:22.838
10	53.148	+0.091	15:41:15.986
11	<b>53.057</b>		15:42:09.043
12	53.189	+0.132	15:43:02.232
13	53.315	+0.258	15:43:55.547

Runde	Rundenzeit	Diff.	Tageszeit
<b>(306) Patrick WICKBOLDT</b>			
1	55.808	+2.563	15:33:12.146
2	54.423	+1.178	15:34:06.569
3	53.755	+0.510	15:35:00.324
4	53.738	+0.493	15:35:54.062
5	54.176	+0.931	15:36:48.238
6	53.917	+0.672	15:37:42.155
7	54.367	+1.122	15:38:36.522
8	53.581	+0.336	15:39:30.103
9	53.559	+0.314	15:40:23.662
10	53.397	+0.152	15:41:17.059
11	<b>53.245</b>		15:42:10.304
12	53.569	+0.324	15:43:03.873
13	53.580	+0.335	15:43:57.453

Runde	Rundenzeit	Diff.	Tageszeit
<b>(319) Louis FUHRMANN</b>			
1	56.551	+3.361	15:33:13.022
2	53.968	+0.778	15:34:06.990
3	54.301	+1.111	15:35:01.291
4	53.904	+0.714	15:35:55.195
5	53.589	+0.399	15:36:48.784
6	53.907	+0.717	15:37:42.691
7	54.091	+0.901	15:38:36.782
8	53.818	+0.628	15:39:30.600
9	53.344	+0.154	15:40:23.944
10	53.310	+0.120	15:41:17.254

Runde	Rundenzeit	Diff.	Tageszeit
11			15:42:10.444
12	53.957	+0.767	15:43:04.401
13	53.259	+0.069	15:43:57.660

Runde	Rundenzeit	Diff.	Tageszeit
<b>(328) Marco LÄSCH</b>			
1	56.700	+3.548	15:33:12.825
2	53.916	+0.764	15:34:06.741
3	54.035	+0.883	15:35:00.776
4	53.506	+0.354	15:35:54.282
5	54.283	+1.131	15:36:48.565
6	54.012	+0.860	15:37:42.577
7	54.093	+0.941	15:38:36.670
8	53.790	+0.638	15:39:30.460
9	53.768	+0.616	15:40:24.228
10	53.235	+0.083	15:41:17.463
11	<b>53.152</b>		15:42:10.615
12	54.035	+0.883	15:43:04.650
13	53.185	+0.033	15:43:57.835

Runde	Rundenzeit	Diff.	Tageszeit
<b>(307) Timo WICKBOLDT</b>			
1	57.010	+3.784	15:33:13.953
2	53.927	+0.701	15:34:07.880
3	53.925	+0.699	15:35:01.805
4	54.578	+1.352	15:35:56.383
5	53.663	+0.437	15:36:50.046
6	53.659	+0.433	15:37:43.705
7	53.770	+0.544	15:38:37.475
8	53.670	+0.444	15:39:31.145
9	53.417	+0.191	15:40:24.562
10	53.470	+0.244	15:41:18.032
11	53.488	+0.262	15:42:11.520
12	53.291	+0.065	15:43:04.811
13	<b>53.226</b>		15:43:58.037

Runde	Rundenzeit	Diff.	Tageszeit
<b>(320) Patrick LIPINSKI</b>			
1	1:00.871	+7.880	15:33:16.890
2	54.333	+1.342	15:34:11.223
3	53.503	+0.512	15:35:04.726
4	53.365	+0.374	15:35:58.091
5	53.659	+0.668	15:36:51.750
6	53.433	+0.442	15:37:45.183
7	53.374	+0.383	15:38:38.557
8	53.830	+0.839	15:39:32.387
9	53.429	+0.438	15:40:25.816
10	53.171	+0.180	15:41:18.987
11	53.261	+0.270	15:42:12.248
12	53.083	+0.092	15:43:05.331
13	<b>52.991</b>		15:43:58.322

Runde	Rundenzeit	Diff.	Tageszeit
<b>(318) Lukas KORBELA</b>			
1	56.656	+3.712	15:33:12.500
2	53.593	+0.649	15:34:06.093
3	53.143	+0.199	15:34:59.236
4	53.795	+0.851	15:35:53.031
5	55.297	+2.353	15:36:48.328
6	54.077	+1.133	15:37:42.405
7	57.604	+4.660	15:38:40.009
8	53.220	+0.276	15:39:33.229
9	53.053	+0.109	15:40:26.282
10	53.017	+0.073	15:41:19.299
11	53.209	+0.265	15:42:12.508
12	<b>52.944</b>		15:43:05.452
13	53.066	+0.122	15:43:58.518

Runde	Rundenzeit	Diff.	Tageszeit
<b>(302) Paul Jeremy VOEGEDING</b>			
1	56.632	+3.146	15:33:13.353

Zeitnahmekommissar & Auswertung: Monika Riehmers

Orbits

Rennleiter

Aushang:

Uhr Reg-Nr.: BB-66/10

Unterschrift RL:

Unterschrift ZK:

www.mylaps.com

Lizensiert für Camp Company GmbH

Seite 1/2

# ADAC Kart Bundesendlauf 2010

World Formula

Templiner Ring 1,102 Km

Rennen 1 1.Lauf

02.10.2010 15:30

Rennen (13 Runden) gestartet um 15:32:15

Runde	Rundenzeit	Diff.	Tageszeit
2	53.965	+0.479	15:34:07.318
3	54.266	+0.780	15:35:01.584
4	53.794	+0.308	15:35:55.378
5	53.635	+0.149	15:36:49.013
6	54.080	+0.594	15:37:43.093
7	54.053	+0.567	15:38:37.146
8	55.115	+1.629	15:39:32.261
9	54.255	+0.769	15:40:26.516
10	<b>53.486</b>		15:41:20.002
11	53.572	+0.086	15:42:13.574
12	53.595	+0.109	15:43:07.169
13	53.874	+0.388	15:44:01.043

**(316) Andreas KILIAN**

1	58.823	+5.373	15:33:16.263
2	55.123	+1.673	15:34:11.386
3	53.718	+0.268	15:35:05.104
4	53.526	+0.076	15:35:58.630
5	54.163	+0.713	15:36:52.793
6	54.328	+0.878	15:37:47.121
7	54.059	+0.609	15:38:41.180
8	53.898	+0.448	15:39:35.078
9	54.863	+1.413	15:40:29.941
10	53.742	+0.292	15:41:23.683
11	<b>53.450</b>		15:42:17.133
12	53.785	+0.335	15:43:10.918
13	54.134	+0.684	15:44:05.052

**(314) André KERN**

1	57.827	+3.876	15:33:15.625
2	54.223	+0.272	15:34:09.848
3	53.974	+0.023	15:35:03.822
4	54.527	+0.576	15:35:58.349
5	<b>53.951</b>		15:36:52.300
6	54.592	+0.641	15:37:46.892
7	54.045	+0.094	15:38:40.937
8	53.970	+0.019	15:39:34.907
9	54.832	+0.881	15:40:29.739
10	55.007	+1.056	15:41:24.746
11	54.199	+0.248	15:42:18.945
12	54.538	+0.587	15:43:13.483
13	54.255	+0.304	15:44:07.738

**(327) Tim ZOWIERUCHA**

1	58.948	+4.819	15:33:17.347
2	55.144	+1.015	15:34:12.491
3	54.822	+0.693	15:35:07.313
4	<b>54.129</b>		15:36:01.442
5	54.317	+0.188	15:36:55.759
6	55.090	+0.961	15:37:50.849
7	54.259	+0.130	15:38:45.108
8	54.344	+0.215	15:39:39.452
9	54.656	+0.527	15:40:34.108
10	54.434	+0.305	15:41:28.542
11	54.251	+0.122	15:42:22.793
12	54.372	+0.243	15:43:17.165
13	54.254	+0.125	15:44:11.419

**(326) Andreas STIEHR**

1	1:03.083	+9.570	15:33:19.142
2	54.894	+1.381	15:34:14.036
3	54.526	+1.013	15:35:08.562
4	54.662	+1.149	15:36:03.224
5	55.017	+1.504	15:36:58.241
6	54.510	+0.997	15:37:52.751
7	53.973	+0.460	15:38:46.724

Runde	Rundenzeit	Diff.	Tageszeit
8	54.289	+0.776	15:39:41.013
9	54.344	+0.831	15:40:35.357
10	54.602	+1.089	15:41:29.959
11	54.416	+0.903	15:42:24.375
12	53.698	+0.185	15:43:18.073
13	<b>53.513</b>		15:44:11.586

**(330) Laura JEBE**

1	1:01.018	+7.475	15:33:18.112
2	54.905	+1.362	15:34:13.017
3	54.791	+1.248	15:35:07.808
4	54.843	+1.300	15:36:02.651
5	55.317	+1.774	15:36:57.968
6	55.063	+1.520	15:37:53.031
7	54.165	+0.622	15:38:47.196
8	54.172	+0.629	15:39:41.368
9	54.057	+0.514	15:40:35.425
10	54.565	+1.022	15:41:29.990
11	54.759	+1.216	15:42:24.749
12	53.613	+0.070	15:43:18.362
13	<b>53.543</b>		15:44:11.905

**(301) Fabio GROSSE**

1	1:03.608	+10.297	15:33:19.873
2	54.345	+1.034	15:34:14.218
3	54.270	+0.959	15:35:08.488
4	54.372	+1.061	15:36:02.860
5	54.932	+1.621	15:36:57.792
6	54.442	+1.131	15:37:52.234
7	54.296	+0.985	15:38:46.530
8	54.677	+1.366	15:39:41.207
9	54.465	+1.154	15:40:35.672
10	54.482	+1.171	15:41:30.154
11	55.092	+1.781	15:42:25.246
12	<b>53.311</b>		15:43:18.557
13	53.478	+0.167	15:44:12.035

**(317) Eugen WEISBECKER**

1	1:02.049	+8.901	15:33:18.269
2	55.584	+2.436	15:34:13.853
3	59.714	+6.566	15:35:13.567
4	53.489	+0.341	15:36:07.056
5	53.326	+0.178	15:37:00.382
6	53.591	+0.443	15:37:53.973
7	54.296	+1.148	15:38:48.269
8	54.186	+1.038	15:39:42.455
9	53.923	+0.775	15:40:36.378
10	53.971	+0.823	15:41:30.349
11	55.107	+1.959	15:42:25.456
12	53.643	+0.495	15:43:19.099
13	<b>53.148</b>		15:44:12.247

**(304) Baldur BAHN**

1	1:00.720	+6.836	15:33:17.882
2	55.562	+1.678	15:34:13.444
3	54.738	+0.854	15:35:08.182
4	54.279	+0.395	15:36:02.461
5	55.158	+1.274	15:36:57.619
6	55.032	+1.148	15:37:52.651
7	55.132	+1.248	15:38:47.783
8	<b>53.884</b>		15:39:41.667
9	54.183	+0.299	15:40:35.850
10	55.155	+1.271	15:41:31.005
11	54.909	+1.025	15:42:25.914
12	54.485	+0.601	15:43:20.399
13	54.240	+0.356	15:44:14.639

Runde	Rundenzeit	Diff.	Tageszeit
<b>(312) Maira MÜLLER</b>			
1	1:03.017	+9.031	15:33:21.074
2	54.941	+0.955	15:34:16.015
3	54.655	+0.669	15:35:10.670
4	54.191	+0.205	15:36:04.861
5	54.448	+0.462	15:36:59.309
6	54.307	+0.321	15:37:53.616
7	54.409	+0.423	15:38:48.025
8	<b>53.986</b>		15:39:42.011
9	54.279	+0.293	15:40:36.290
10	55.206	+1.220	15:41:31.496
11	54.679	+0.693	15:42:26.175
12	54.757	+0.771	15:43:20.932
13	54.511	+0.525	15:44:15.443

**(323) Marco PAUL**

1	1:02.702	+8.776	15:33:18.659
2	54.954	+1.028	15:34:13.613
3	54.738	+0.812	15:35:08.351
4	54.636	+0.710	15:36:02.987
5	55.439	+1.513	15:36:58.426
6	55.420	+1.494	15:37:53.846
7	54.369	+0.443	15:38:48.215
8	<b>53.926</b>		15:39:42.141
9	54.449	+0.523	15:40:36.590
10	54.602	+0.676	15:41:31.192
11	54.876	+0.950	15:42:26.068
12	55.043	+1.117	15:43:21.111
13	54.589	+0.663	15:44:15.700

**(310) Henrik FLATZ**

1	58.800	+4.504	15:33:16.142
2	55.925	+1.629	15:34:12.067
3	55.607	+1.311	15:35:07.674
4	54.621	+0.325	15:36:02.295
5	55.024	+0.728	15:36:57.319
6	54.789	+0.493	15:37:52.108
7	<b>54.296</b>		15:38:46.404
8	54.365	+0.069	15:39:40.769
9	54.453	+0.157	15:40:35.222
10	54.544	+0.248	15:41:29.766
11	55.394	+1.098	15:42:25.160
12	55.667	+1.371	15:43:20.827
13	55.422	+1.126	15:44:16.249

**(324) Alexander PETRICICA**

1	58.660	+4.605	15:33:15.379
2	54.288	+0.233	15:34:09.667
3	<b>54.055</b>		15:35:03.722
4	54.138	+0.083	15:35:57.860
5	54.302	+0.247	15:36:52.162

**(315) Valentin JENKNER**

1	58.805	+4.730	15:33:17.472
2	54.673	+0.598	15:34:12.145
3	<b>54.075</b>		15:35:06.220
4	54.123	+0.048	15:36:00.343
5	54.493	+0.418	15:36:54.836

**(329) Felix LUCAS**

1	1:08.747	+10.588	15:33:25.769
2	<b>58.159</b>		15:34:23.928
3	59.919	+1.760	15:35:23.847
4	59.011	+0.852	15:36:22.858

Zeitnahmekommissar & Auswertung: Monika Riehmers

Orbits

Rennleiter

Aushang:

Uhr Reg-Nr.: BB-66/10

Unterschrift RL:

Unterschrift ZK:

www.mylaps.com

Lizenziert für Camp Company GmbH

# ADAC Kart Bundesendlauf 2010

## Rundenliste

World Formula

Templiner Ring 1,102 Km

Rennen 1 1.Lauf

02.10.2010 15:30

Rennen (13 Runden) gestartet um 15:32:15

Fahrer	Runden													
	0	1	2	3	4	5	6	7	8	9	10	11	12	13
Julian KLEINWORT (321)	1	321	321	321	321	321	305	305	305	305	305	305	305	305
Emil SAWAN-MONTAG (305)	2	305	305	305	305	305	321	321	321	321	321	321	321	321
Jessica MENZE (322)	3	322	311	311	311	311	311	311	311	322	322	322	322	322
Niklas MACKSCHIN (311)	4	311	322	322	322	322	322	322	322	311	311	311	311	311
Max GRÜN (309)	5	309	303	303	303	303	303	303	303	303	309	309	309	309
Niklas KRY (308)	6	308	309	309	309	309	309	309	309	309	303	303	303	303
Moritz HORN (303)	7	303	306	308	308	308	308	306	308	308	308	308	308	308
Lukas KORBELA (318)	8	318	308	318	318	318	306	308	306	306	306	306	306	306
Marco PAUL (323)	9	323	318	306	306	306	318	318	328	328	319	319	319	319
Patrick LIPINSKI (320)	10	320	328	328	328	328	328	328	319	319	328	328	328	328
Andreas STIEHR (326)	11	326	319	319	319	319	319	319	302	307	307	307	307	307
Marco LÄSCH (328)	12	328	302	302	302	302	302	302	307	302	320	320	320	320
Eugen WEISBECKER (317)	13	317	307	307	307	307	307	307	320	320	318	318	318	318
Fabio GROSSE (301)	14	301	324	324	324	324	320	320	318	318	302	302	302	302
Patrick WICKBOLDT (306)	15	306	314	314	314	320	324	314	314	314	314	316	316	316
Louis FUHRMANN (319)	16	319	310	320	320	314	314	316	316	316	316	314	314	314
Norman BRÜGGMANN (325)	17	325	316	316	316	316	316	327	327	327	327	327	327	327
Alexander PETRICICA (324)	18	324	320	310	315	315	315	310	310	310	310	310	326	326
Paul Jeremy VOEGEDING (302)	19	302	327	315	327	327	327	301	301	326	326	326	330	330
Timo WICKBOLDT (307)	20	307	315	327	310	310	310	304	326	301	330	330	310	301
Felix LUCAS (329)	21	329	304	330	330	304	304	326	330	330	301	301	301	317
Laura JEBE (330)	22	330	330	304	304	330	301	330	304	304	304	317	317	304
Baldur BAHN (304)	23	304	317	323	323	301	330	312	312	312	312	304	304	310
Henrik FLATZ (310)	24	310	323	317	301	323	326	323	323	323	317	323	323	312
Andreas KILIAN (316)	25	316	326	326	326	326	323	317	317	317	323	312	312	323
André KERN (314)	26	314	301	301	312	312	312							
Maira MÜLLER (312)	27	312	312	312	317	317	317							
Tim ZOWIERUCHA (327)	28	327	329	329	329	329								
Valentin JENKNER (315)	29	315												



ADAC Kart Bundesendlauf 2010

World Formula

Templiner Ring 1,102 Km


Startaufstellung Rennen 9 2.Lauf

03.10.2010 11:45

Rennen (13 Runden)

14	315	329
	27	28
13	301	324
	25	26
12	323	310
	23	24
11	304	312
	21	22
10	330	317
	19	20
9	327	326
	17	18
8	316	314
	15	16
7	318	302
	13	14
6	307	320
	11	12
5	319	328
	9	10
4	308	306
	7	8
3	309	303
	5	6
2	322	311
	3	4
1	305	321
	1	2

POLE POSITION 1



Zeitnahmekommissar & Auswertung: Monika Riehmers

Orbits

Rennleiter

Aushang:

Uhr Reg-Nr.: BB-66/10

Unterschrift RL:

Unterschrift ZK:

www.mylaps.com

Lizenziert für Camp Company GmbH

ADAC Kart Bundesendlauf 2010

World Formula

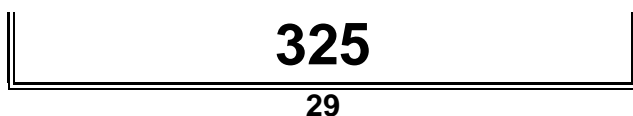
Templiner Ring 1,102 Km

Startaufstellung Rennen 9 2.Lauf

03.10.2010 11:45

Rennen (13 Runden)

15



Zeitnahmekommissar & Auswertung: Monika Riehmers

Orbits

Rennleiter

Aushang:

Uhr Reg-Nr.: BB-66/10

Unterschrift RL:

Unterschrift ZK:

www.mylaps.com

Lizenziert für Camp Company GmbH

# ADAC Kart Bundesendlauf 2010

World Formula

Templiner Ring 1,102 Km

Warm up

03.10.2010 09:00

Training gestartet um 9:00:54

Pos.	St.Nr.	Name	Wohnort	Lizenz	Bewerber	Chassis/Motor/Reifen	Rnd.	Beste Zeit	Diff.	km/h	In Rd.
1	309	Max GRÜN	Herten	27-12578		PCR/Briggs&Stratton/Dunlop	10	52.927		74,956	4
2	305	Emil SAWAN-MONTAG	Berlin	NKA1113369		Gillard/Briggs&Stratton/Dunlop	10	52.999	0.072	74,854	9
3	328	Marco LÄSCH	Hupperath	12842		Tony/Briggs&Stratton/Dunlop	9	53.072	0.145	74,751	9
4	303	Moritz HORN	Biebertal	21-21690	KV Oppenrod	PCR/Briggs&Stratton/Dunlop	9	53.109	0.182	74,699	4
5	321	Julian KLEINWORT	Schaalby	NKA1130053		/Briggs&Stratton/Dunlop	9	53.117	0.190	74,688	3
6	322	Jessica MENZE	Wuppertal	27-12987		PCR/Briggs&Stratton/Dunlop	9	53.196	0.269	74,577	8
7	308	Niklas KRY	Brilon	27-12971		Corsa/Briggs&Stratton/Dunlop	10	53.215	0.288	74,550	6
8	318	Lukas KORBELA	Lippborg	27-12577		Zanardi/Briggs&Stratton/Dunlop	10	53.401	0.474	74,291	7
9	320	Patrick LIPINSKI	Lüdenscheid	27-12981		PCR/Briggs&Stratton/Dunlop	10	53.444	0.517	74,231	7
10	323	Marco PAUL	Waldems-Niedererr	NKA1133278		PCR/Briggs&Stratton/Dunlop	10	53.456	0.529	74,214	8
11	325	Norman BRÜGGMANN	Westergellersen	N1122436	RSG Hamburg e.V. ADAC	Mach1/Briggs&Stratton/Dunlop	8	53.496	0.569	74,159	7
12	307	Timo WICKBOLDT	Hamburg	45-9494	RSG Hamburg e.V. ADAC	Olikart/Briggs&Stratton/Dunlop	10	53.525	0.598	74,119	9
13	317	Eugen WEISBECKER	Soest	27-9897		Wildkart/Briggs&Stratton/Dunlop	10	53.535	0.608	74,105	10
14	316	Andreas KILIAN	Walhausen	23-00144		PCR/Briggs&Stratton/Dunlop	10	53.570	0.643	74,056	5
15	311	Niklas MACKSCHIN	Barsinghausen	NKA1126740		PCR/Briggs&Stratton/Dunlop	8	53.580	0.653	74,043	6
16	330	Laura JEBE	Schlesweig	NKA1133137	Kartschmie.de/AC Flensburg	Mach1/Briggs&Stratton/Dunlop	10	53.638	0.711	73,962	9
17	326	Andreas STIEHR	Hennigsdorf	NKA1123745		Intrepid/Briggs&Stratton/Dunlop	10	53.651	0.724	73,945	4
18	302	Paul Jeremy VOEGEDING	Walzbachtal	NKA1132472	TEAM ADAC Nordboden e.V.	Mach1/Briggs&Stratton/Dunlop	10	53.814	0.887	73,721	7
19	306	Patrick WICKBOLDT	Hamburg	45-012	RSG Hamburg e.V. ADAC	Mach1/Briggs&Stratton/Dunlop	9	53.819	0.892	73,714	6
20	324	Alexander PETRICICA	Minden	29-29456		VRK/Briggs&Stratton/Dunlop	10	54.085	1.158	73,351	10
21	312	Maira MÜLLER	Wunstorf	NKA1123179	RSG Hamburg e.V. ADAC	Mach1/Briggs&Stratton/Dunlop	8	54.397	1.470	72,930	7
22	304	Baldur BAHN	Katzenbach	03-00443		PCR/Briggs&Stratton/Dunlop	10	54.515	1.588	72,773	3
23	327	Tim ZOWIERUCHA	Nauheim	21-21612		PCR/Briggs&Stratton/Dunlop	8	54.526	1.599	72,758	5
24	310	Henrik FLATZ	Geesthacht	45-031		Mach1/Briggs&Stratton/Dunlop	10	54.592	1.665	72,670	9
25	314	André KERN	Anröchte	12509		PCR/Briggs&Stratton/Dunlop	6	54.612	1.685	72,643	5
26	329	Felix LUCAS	Hamburg	45-192	RSG Hamburg e.V. ADAC	MBA/Briggs&Stratton/Dunlop	5	55.499	2.572	71,482	4

Zeitnahmekommissar & Auswertung: Monika Riehmers

Orbits

Rennleiter

Aushang:

Uhr Reg-Nr.: BB-66/10

Unterschrift RL:

Unterschrift ZK:



www.mylaps.com

Lizenziert für Camp Company GmbH



ADAC Kart Bundesendlauf 2010

World Formula

Templiner Ring 1,102 Km

Warm up

03.10.2010 09:00

Training gestartet um 9:00:54

Runde	Rundenzeit	Diff.	Tageszeit
<b>(309) Max GRÜN</b>			
1	54.975	+2.048	9:03:32.358
2	54.610	+1.683	9:04:26.968
3	53.263	+0.336	9:05:20.231
4	<b>52.927</b>		9:06:13.158
5	53.104	+0.177	9:07:06.262
6	53.341	+0.414	9:07:59.603
7	53.454	+0.527	9:08:53.057
8	53.095	+0.168	9:09:46.152
9	53.158	+0.231	9:10:39.310
10	55.984	+3.057	9:11:35.294

Runde	Rundenzeit	Diff.	Tageszeit
<b>(305) Emil SAWAN-MONTAG</b>			
1	54.060	+1.061	9:03:33.331
2	53.220	+0.221	9:04:26.551
3	53.190	+0.191	9:05:19.741
4	53.301	+0.302	9:06:13.042
5	53.005	+0.006	9:07:06.047
6	53.060	+0.061	9:07:59.107
7	53.630	+0.631	9:08:52.737
8	53.892	+0.893	9:09:46.629
9	<b>52.999</b>		9:10:39.628
10	55.325	+2.326	9:11:34.953

Runde	Rundenzeit	Diff.	Tageszeit
<b>(328) Marco LÄSCH</b>			
1	55.116	+2.044	9:03:17.868
2	54.173	+1.101	9:04:12.041
3	53.714	+0.642	9:05:05.755
4	54.148	+1.076	9:05:59.903
5	54.970	+1.898	9:06:54.873
6	55.175	+2.103	9:07:50.048
7	54.118	+1.046	9:08:44.166
8	53.408	+0.336	9:09:37.574
9	<b>53.072</b>		9:10:30.646

Runde	Rundenzeit	Diff.	Tageszeit
<b>(303) Moritz HORN</b>			
1	53.988	+0.879	9:02:52.521
2	53.301	+0.192	9:03:45.822
3	53.110	+0.001	9:04:38.932
4	<b>53.109</b>		9:05:32.041
5	53.177	+0.068	9:06:25.218
6	53.208	+0.099	9:07:18.426
7	2:33.575	+1:40.466	9:09:52.001
8	53.337	+0.228	9:10:45.338
9	53.182	+0.073	9:11:38.520

Runde	Rundenzeit	Diff.	Tageszeit
<b>(321) Julian KLEINWORT</b>			
1	54.171	+1.054	9:02:52.322
2	53.213	+0.096	9:03:45.535
3	<b>53.117</b>		9:04:38.652
4	2:28.003	+1:34.886	9:07:06.655
5	53.340	+0.223	9:07:59.995
6	54.552	+1.435	9:08:54.547
7	53.175	+0.058	9:09:47.722
8	53.464	+0.347	9:10:41.186
9	55.169	+2.052	9:11:36.355

Runde	Rundenzeit	Diff.	Tageszeit
<b>(322) Jessica MENZE</b>			
1	54.611	+1.415	9:03:20.767
2	53.804	+0.608	9:04:14.571
3	53.535	+0.339	9:05:08.106
4	53.770	+0.574	9:06:01.876
5	53.291	+0.095	9:06:55.167
6	54.750	+1.554	9:07:49.917
7	54.006	+0.810	9:08:43.923

Runde	Rundenzeit	Diff.	Tageszeit
8	<b>53.196</b>		9:09:37.119
9	53.289	+0.093	9:10:30.408

Runde	Rundenzeit	Diff.	Tageszeit
<b>(308) Niklas KRY</b>			
1	54.280	+1.065	9:03:21.983
2	53.405	+0.190	9:04:15.388
3	53.459	+0.244	9:05:08.847
4	54.658	+1.443	9:06:03.505
5	53.619	+0.404	9:06:57.124
6	<b>53.215</b>		9:07:50.339
7	55.433	+2.218	9:08:45.772
8	53.228	+0.013	9:09:39.000
9	53.353	+0.138	9:10:32.353
10	56.528	+3.313	9:11:28.881

Runde	Rundenzeit	Diff.	Tageszeit
<b>(318) Lukas KORBELA</b>			
1	55.111	+1.710	9:03:05.483
2	54.680	+1.279	9:04:00.163
3	53.929	+0.528	9:04:54.092
4	54.459	+1.058	9:05:48.551
5	54.129	+0.728	9:06:42.680
6	53.752	+0.351	9:07:36.432
7	<b>53.401</b>		9:08:29.833
8	53.777	+0.376	9:09:23.610
9	54.230	+0.829	9:10:17.840
10	54.182	+0.781	9:11:12.022

Runde	Rundenzeit	Diff.	Tageszeit
<b>(320) Patrick LIPINSKI</b>			
1	55.553	+2.109	9:03:04.399
2	55.250	+1.806	9:03:59.649
3	53.921	+0.477	9:04:53.570
4	54.826	+1.382	9:05:48.396
5	53.921	+0.477	9:06:42.317
6	54.430	+0.986	9:07:36.747
7	<b>53.444</b>		9:08:30.191
8	53.666	+0.222	9:09:23.857
9	54.167	+0.723	9:10:18.024
10	53.790	+0.346	9:11:11.814

Runde	Rundenzeit	Diff.	Tageszeit
<b>(323) Marco PAUL</b>			
1	55.839	+2.383	9:03:04.979
2	54.466	+1.010	9:03:59.445
3	53.873	+0.417	9:04:53.318
4	55.715	+2.259	9:05:49.033
5	53.910	+0.454	9:06:42.943
6	53.906	+0.450	9:07:36.849
7	53.744	+0.288	9:08:30.593
8	<b>53.456</b>		9:09:24.049
9	54.420	+0.964	9:10:18.469
10	53.773	+0.317	9:11:12.242

Runde	Rundenzeit	Diff.	Tageszeit
<b>(325) Norman BRÜGGMANN</b>			
1	56.068	+2.572	9:03:06.186
2	54.168	+0.672	9:04:00.354
3	3:14.280	+2:20.784	9:07:14.634
4	54.224	+0.728	9:08:08.858
5	53.767	+0.271	9:09:02.625
6	53.602	+0.106	9:09:56.227
7	<b>53.496</b>		9:10:49.723
8	53.853	+0.357	9:11:43.576

Runde	Rundenzeit	Diff.	Tageszeit
<b>(307) Timo WICKBOLDT</b>			
1	55.126	+1.601	9:03:00.041
2	53.940	+0.415	9:03:53.981
3	53.998	+0.473	9:04:47.979
4	56.096	+2.571	9:05:44.075

Runde	Rundenzeit	Diff.	Tageszeit
5	54.085	+0.560	9:06:38.160
6	53.894	+0.369	9:07:32.054
7	53.862	+0.337	9:08:25.916
8	53.933	+0.408	9:09:19.849
9	<b>53.525</b>		9:10:13.374
10	54.096	+0.571	9:11:07.470

Runde	Rundenzeit	Diff.	Tageszeit
<b>(317) Eugen WEISBECKER</b>			
1	55.704	+2.169	9:03:10.397
2	53.964	+0.429	9:04:04.361
3	54.175	+0.640	9:04:58.536
4	55.256	+1.721	9:05:53.792
5	54.549	+1.014	9:06:48.341
6	54.069	+0.534	9:07:42.410
7	53.857	+0.322	9:08:36.267
8	54.474	+0.939	9:09:30.741
9	53.897	+0.362	9:10:24.638
10	<b>53.535</b>		9:11:18.173

Runde	Rundenzeit	Diff.	Tageszeit
<b>(316) Andreas KILIAN</b>			
1	54.702	+1.132	9:03:02.158
2	54.230	+0.660	9:03:56.388
3	54.494	+0.924	9:04:50.882
4	54.235	+0.665	9:05:45.117
5	<b>53.570</b>		9:06:38.687
6	53.659	+0.089	9:07:32.346
7	53.857	+0.287	9:08:26.203
8	54.923	+1.353	9:09:21.126
9	53.791	+0.221	9:10:14.917
10	53.792	+0.222	9:11:08.709

Runde	Rundenzeit	Diff.	Tageszeit
<b>(311) Niklas MACKSCHIN</b>			
1	55.924	+2.344	9:03:05.377
2	2:04.424	+1:10.844	9:05:09.801
3	54.021	+0.441	9:06:03.822
4	56.637	+3.057	9:07:00.459
5	53.672	+0.092	9:07:54.131
6	<b>53.580</b>		9:08:47.711
7	1:55.161	+1:01.581	9:10:42.872
8	53.642	+0.062	9:11:36.514

Runde	Rundenzeit	Diff.	Tageszeit
<b>(330) Laura JEBE</b>			
1	55.438	+1.800	9:02:58.026
2	1:02.027	+8.389	9:04:00.053
3	54.170	+0.532	9:04:54.223
4	55.236	+1.598	9:05:49.459
5	54.114	+0.476	9:06:43.573
6	53.696	+0.058	9:07:37.269
7	53.680	+0.042	9:08:30.949
8	53.970	+0.332	9:09:24.919
9	<b>53.638</b>		9:10:18.557
10	53.898	+0.260	9:11:12.455

Runde	Rundenzeit	Diff.	Tageszeit
<b>(326) Andreas STIEHR</b>			
1	54.974	+1.323	9:02:55.154
2	54.340	+0.689	9:03:49.494
3	53.828	+0.177	9:04:43.322
4	<b>53.651</b>		9:05:36.973
5	53.821	+0.170	9:06:30.794
6	53.956	+0.305	9:07:24.750
7	53.758	+0.107	9:08:18.508
8	54.015	+0.364	9:09:12.523
9	53.871	+0.220	9:10:06.394
10	53.926	+0.275	9:11:00.320

Runde	Rundenzeit	Diff.	Tageszeit
<b>(302) Paul Jeremy VOEGEDING</b>			

Zeitnahmekommissar & Auswertung: Monika Riehmers

Orbits

Rennleiter

Aushang:

Uhr Reg.-Nr.: BB-66/10

Unterschrift RL:

Unterschrift ZK:

www.mylaps.com

Lizensiert für Camp Company GmbH

# ADAC Kart Bundesendlauf 2010

World Formula

Templiner Ring 1,102 Km

Warm up

03.10.2010 09:00

Training gestartet um 9:00:54

Runde	Rundenzeit	Diff.	Tageszeit
1	55.702	+1.888	9:03:10.178
2	54.622	+0.808	9:04:04.800
3	54.050	+0.236	9:04:58.850
4	54.769	+0.955	9:05:53.619
5	55.320	+1.506	9:06:48.939
6	53.839	+0.025	9:07:42.778
7	<b>53.814</b>		9:08:36.592
8	55.603	+1.789	9:09:32.195
9	54.644	+0.830	9:10:26.839
10	54.091	+0.277	9:11:20.930

(306) Patrick WICKBOLDT

1	54.969	+1.150	9:02:58.188
2	55.289	+1.470	9:03:53.477
3	54.624	+0.805	9:04:48.101
4	54.310	+0.491	9:05:42.411
5	53.877	+0.058	9:06:36.288
6	<b>53.819</b>		9:07:30.107
7	54.298	+0.479	9:08:24.405
8	54.398	+0.579	9:09:18.803
9	53.999	+0.180	9:10:12.802

(324) Alexander PETRICICA

1	56.148	+2.063	9:02:56.140
2	54.829	+0.744	9:03:50.969
3	54.231	+0.146	9:04:45.200
4	54.565	+0.480	9:05:39.765
5	54.352	+0.267	9:06:34.117
6	54.132	+0.047	9:07:28.249
7	54.146	+0.061	9:08:22.395
8	56.787	+2.702	9:09:19.182
9	54.086	+0.001	9:10:13.268
10	<b>54.085</b>		9:11:07.353

(312) Maira MÜLLER

1	56.163	+1.766	9:03:00.773
2	54.828	+0.431	9:03:55.601
3	54.862	+0.465	9:04:50.463
4	3:08.413	+2:14.016	9:07:58.876
5	55.785	+1.388	9:08:54.661
6	54.781	+0.384	9:09:49.442
7	<b>54.397</b>		9:10:43.839
8	54.457	+0.060	9:11:38.296

(304) Baldur BAHN

1	57.314	+2.799	9:03:11.748
2	54.818	+0.303	9:04:06.566
3	<b>54.515</b>		9:05:01.081
4	54.690	+0.175	9:05:55.771
5	55.424	+0.909	9:06:51.195
6	54.837	+0.322	9:07:46.032
7	1:00.063	+5.548	9:08:46.095
8	55.328	+0.813	9:09:41.423
9	55.389	+0.874	9:10:36.812
10	54.666	+0.151	9:11:31.478

(327) Tim ZOWIERUCHA

1	55.496	+0.970	9:03:17.767
2	55.217	+0.691	9:04:12.984
3	55.034	+0.508	9:05:08.018
4	55.714	+1.188	9:06:03.732
5	<b>54.526</b>		9:06:58.258
6	2:55.555	+2:01.029	9:09:53.813
7	54.822	+0.296	9:10:48.635
8	55.122	+0.596	9:11:43.757

Runde	Rundenzeit	Diff.	Tageszeit
<b>(310) Henrik FLATZ</b>			
1	56.731	+2.139	9:03:14.536
2	55.362	+0.770	9:04:09.898
3	55.259	+0.667	9:05:05.157
4	54.690	+0.098	9:05:59.847
5	54.940	+0.348	9:06:54.787
6	55.047	+0.455	9:07:49.834
7	56.604	+2.012	9:08:46.438
8	55.013	+0.421	9:09:41.451
9	<b>54.592</b>		9:10:36.043
10	54.974	+0.382	9:11:31.017

(314) André KERN

1	55.938	+1.326	9:03:29.252
2	54.964	+0.352	9:04:24.216
3	54.947	+0.335	9:05:19.163
4	56.319	+1.707	9:06:15.482
5	<b>54.612</b>		9:07:10.094
6	3:49.445	+2:54.833	9:10:59.539

(329) Felix LUCAS

1	58.193	+2.694	9:03:06.868
2	55.946	+0.447	9:04:02.814
3	3:56.650	+3:01.151	9:07:59.464
4	<b>55.499</b>		9:08:54.963
5	2:05.622	+1:10.123	9:11:00.585

Runde	Rundenzeit	Diff.	Tageszeit
-------	------------	-------	-----------

# ADAC Kart Bundesendlauf 2010

World Formula

- NEU -

Templiner Ring 1,102 Km

Rennen 9 2.Lauf

03.10.2010 11:45

Rennen (13 Runden) gestartet um 11:47:30

Pos.	St.Nr.	Name	Wohnort	Lizenz	Bewerber	Chassis/Motor/Reifen	Rnd.	Gesamtzeit	Diff.	Ø km/h	Beste Zeit	km/h	Pkt
1	321	Julian KLEINWORT	Schaalby	NKA113001		/Briggs&Stratton/Dunlop	13	12:35.383		68,275	53.190	74,585	20
2	303	Moritz HORN	Biebertal	21-21690	KV Oppenrod	PCR/Briggs&Stratton/Dunlop	13	12:36.565	1.182	68,168	53.091	74,725	18
3	311	Niklas MACKSCHIN	Barsinghausen	NKA112671		PCR/Briggs&Stratton/Dunlop	13	12:36.806	1.423	68,146	53.079	74,741	16
4	309	Max GRÜN	Herten	27-12578		PCR/Briggs&Stratton/Dunlop	13	12:37.873	2.490	68,050	53.221	74,542	15
5	308	Niklas KRY	Brilon	27-12971		Corsa/Briggs&Stratton/Dunlop	13	12:38.361	2.978	68,007	53.159	74,629	14
6	307	Timo WICKBOLDT	Hamburg	45-9494	RSG Hamburg e.V.	Olikart/Briggs&Stratton/Dunlop	13	12:43.008	7.625	67,592	53.829	73,700	13
7	326	Andreas STIEHR	Hennigsdorf	NKA112371		Intrepid/Briggs&Stratton/Dunlop	13	12:44.376	8.993	67,472	53.834	73,693	12
8	317	Eugen WEISBECKER	Soest	27-9897		Wildkart/Briggs&Stratton/Dunlop	13	12:44.910	9.527	67,424	53.439	74,238	11
9	322	Jessica MENZE	Wuppertal	27-12987		PCR/Briggs&Stratton/Dunlop	13	12:49.032	13.649	67,063	53.532	74,109	10
10	327	Tim ZOWIERUCHA	Nauheim	21-21612		PCR/Briggs&Stratton/Dunlop	13	12:50.530	15.147	66,933	53.901	73,602	9
11	312	Maira MÜLLER	Wunstorf	NKA112311	RSG Hamburg e.V.	Mach1/Briggs&Stratton/Dunlop	13	12:50.673	15.290	66,920	53.738	73,825	8
12	301	Fabio GROSSE	Berlin	60-09090		CRG/Briggs&Stratton/Dunlop	13	12:50.802	15.419	66,909	53.537	74,102	7
13	316	Andreas KILIAN	Walhausen	23-00144		PCR/Briggs&Stratton/Dunlop	13	12:52.224	16.841	66,786	54.129	73,292	6
14	328	Marco LÄSCH	Hupperath	12842		Tony/Briggs&Stratton/Dunlop	13	12:52.747	17.364	66,741	54.472	72,830	5
15	314	André KERN	Anröchte	12509		PCR/Briggs&Stratton/Dunlop	13	12:58.306	22.923	66,264	54.404	72,921	4
16	306	Patrick WICKBOLDT	Hamburg	45-012	RSG Hamburg e.V.	Mach1/Briggs&Stratton/Dunlop	13	12:59.907	24.524	66,128	54.189	73,210	3
17	323	Marco PAUL	Waldems-Niederem	NKA113321		PCR/Briggs&Stratton/Dunlop	13	13:00.056	24.673	66,115	54.495	72,799	2
18	304	Baldur BAHN	Katzenbach	03-00443		PCR/Briggs&Stratton/Dunlop	13	13:00.303	24.920	66,094	54.442	72,870	1
19	325	Norman BRÜGGMANN	Westergellersen	N1122436	RSG Hamburg e.V.	Mach1/Briggs&Stratton/Dunlop	13	13:00.517	25.134	66,076	54.106	73,323	0
20	315	Valentin JENKNER	Salzgitter	41-0046	RSG Hamburg e.V.	Mach1/Briggs&Stratton/Dunlop	13	13:02.109	26.726	65,942	54.676	72,558	0
21	310	Henrik FLATZ	Geesthacht	45-031		Mach1/Briggs&Stratton/Dunlop	13	13:02.235	26.852	65,931	54.846	72,333	0
22	302	Paul Jeremy VOEGEDING	Walzbachtal	NKA113241	TEAM ADAC Nordb	Mach1/Briggs&Stratton/Dunlop	13	13:03.445	28.062	65,829	54.501	72,791	0
23	319	Louis FUHRMANN	Steinhagen	NKA110861		PCR/Briggs&Stratton/Dunlop	13	13:04.839	29.456	65,712	54.429	72,888	0
24	329	Felix LUCAS	Hamburg	45-192	RSG Hamburg e.V.	MBA/Briggs&Stratton/Dunlop	8	8:20.129	5 Runden	63,459	54.475	72,826	0
25	320	Patrick LIPINSKI	Lüdenschheid	27-12981		PCR/Briggs&Stratton/Dunlop		0.576	3 Runden	-	-	-	0
26	318	Lukas KORBELA	Lippborg	27-12577		Zanardi/Briggs&Stratton/Dunlop		0.974	3 Runden	-	-	-	0
27	330	Laura JEBE	Schlesweig	NKA113311	Kartschmie.de/AC I	Mach1/Briggs&Stratton/Dunlop		1.185	3 Runden	-	-	-	0
28	324	Alexander PETRICICA	Minden	29-29456		VRK/Briggs&Stratton/Dunlop		2.238	3 Runden	-	-	-	0
Nicht Klassifiziert													
DQ	305	Emil SAWAN-MONTAG	Berlin	NKA111331		Gillard/Briggs&Stratton/Dunlop	13	12:36.021	DQ	68,217	53.150	74,642	0

## Bemerkungen

Ergebnis vorbehaltlich technischer Nachuntersuchung  
 Gestartet: 29 Gewertet: 29 nicht Gewertet: 0  
 Start-Nr.: 305 Wertungsverlust (Rennleiterentscheidung)

Vorsprung	Ø km/h	Beste Rundenzeit	km/h	Beste Runde von
1.182	68,275	53.079	74,741	311 - Niklas MACKSCHIN

Zeitnahmekommissar & Auswertung: Monika Riehmers  
 Rennleiter

Aushang:

Uhr Reg-Nr.: BB-66/10

www.mylaps.com

Unterschrift RL:

Unterschrift ZK:



Lizensiert für Camp Company GmbH

# ADAC Kart Bundesendlauf 2010

World Formula

Templiner Ring 1,102 Km

Rennen 9 2.Lauf

03.10.2010 11:45

Rennen (13 Runden) gestartet um 11:47:30

Runde	Rundenzeit	Diff.	Tageszeit
<b>(321) Julian KLEINWORT</b>			
1	57.667	+4.477	11:48:27.877
2	1:26.170	+32.980	11:49:54.047
3	1:15.991	+22.801	11:51:10.038
4	54.070	+0.880	11:52:04.108
5	53.960	+0.770	11:52:58.068
6	53.871	+0.681	11:53:51.939
7	53.401	+0.211	11:54:45.340
8	53.547	+0.267	11:55:38.797
9	53.225	+0.035	11:56:32.022
10	53.329	+0.139	11:57:25.351
11	53.333	+0.143	11:58:18.684
12	<b>53.190</b>		11:59:11.874
13	53.719	+0.529	12:00:05.593

Runde	Rundenzeit	Diff.	Tageszeit
<b>(305) Emil SAWAN-MONTAG</b>			
1	57.991	+4.841	11:48:28.240
2	1:26.128	+32.978	11:49:54.368
3	1:15.758	+22.608	11:51:10.126
4	56.422	+3.272	11:52:06.548
5	<b>53.150</b>		11:52:59.698
6	53.637	+0.487	11:53:53.335
7	53.176	+0.026	11:54:46.511
8	53.335	+0.185	11:55:39.846
9	53.164	+0.014	11:56:33.010
10	53.263	+0.113	11:57:26.273
11	53.211	+0.061	11:58:19.484
12	53.200	+0.050	11:59:12.684
13	53.547	+0.397	12:00:06.231

Runde	Rundenzeit	Diff.	Tageszeit
<b>(303) Moritz HORN</b>			
1	58.339	+5.248	11:48:28.801
2	1:26.173	+33.082	11:49:54.974
3	1:15.546	+22.455	11:51:10.520
4	54.792	+1.701	11:52:05.312
5	53.807	+0.716	11:52:59.119
6	54.505	+1.414	11:53:53.624
7	53.271	+0.180	11:54:46.895
8	53.211	+0.120	11:55:40.106
9	<b>53.091</b>		11:56:33.197
10	53.217	+0.126	11:57:26.414
11	53.302	+0.211	11:58:19.716
12	53.229	+0.138	11:59:12.945
13	53.830	+0.739	12:00:06.775

Runde	Rundenzeit	Diff.	Tageszeit
<b>(311) Niklas MACKSCHIN</b>			
1	58.180	+5.101	11:48:28.489
2	1:26.216	+33.137	11:49:54.705
3	1:15.566	+22.487	11:51:10.271
4	55.967	+2.888	11:52:06.238
5	53.617	+0.538	11:52:59.855
6	53.922	+0.843	11:53:53.777
7	53.379	+0.300	11:54:47.156
8	53.385	+0.306	11:55:40.541
9	53.142	+0.063	11:56:33.683
10	53.185	+0.106	11:57:26.868
11	53.178	+0.099	11:58:20.046
12	<b>53.079</b>		11:59:13.125
13	53.891	+0.812	12:00:07.016

Runde	Rundenzeit	Diff.	Tageszeit
<b>(309) Max GRÜN</b>			
1	1:00.646	+7.425	11:48:31.211
2	1:25.227	+32.006	11:49:56.438
3	1:15.534	+22.313	11:51:11.972
4	54.862	+1.641	11:52:06.834

Runde	Rundenzeit	Diff.	Tageszeit
5	53.906	+0.685	11:53:00.740
6	53.721	+0.500	11:53:54.461
7	53.338	+0.117	11:54:47.799
8	53.425	+0.204	11:55:41.224
9	<b>53.221</b>		11:56:34.445
10	53.304	+0.083	11:57:27.749
11	53.365	+0.144	11:58:21.114
12	53.419	+0.198	11:59:14.533
13	53.550	+0.329	12:00:08.083

Runde	Rundenzeit	Diff.	Tageszeit
<b>(308) Niklas KRY</b>			
1	59.301	+6.142	11:48:30.026
2	1:25.712	+32.553	11:49:55.738
3	1:15.491	+22.332	11:51:11.229
4	55.900	+2.741	11:52:07.129
5	53.792	+0.633	11:53:00.921
6	53.818	+0.659	11:53:54.739
7	53.858	+0.699	11:54:48.597
8	53.543	+0.384	11:55:42.140
9	53.494	+0.335	11:56:35.634
10	53.167	+0.008	11:57:28.801
11	53.261	+0.102	11:58:22.062
12	<b>53.159</b>		11:59:15.221
13	53.350	+0.191	12:00:08.571

Runde	Rundenzeit	Diff.	Tageszeit
<b>(307) Timo WICKBOLDT</b>			
1	58.806	+4.977	11:48:29.864
2	1:25.561	+31.732	11:49:55.425
3	1:15.534	+21.705	11:51:10.959
4	55.776	+1.947	11:52:06.735
5	53.942	+0.113	11:53:00.677
6	53.911	+0.082	11:53:54.588
7	54.204	+0.375	11:54:48.792
8	<b>53.829</b>		11:55:42.621
9	54.179	+0.350	11:56:36.800
10	54.010	+0.181	11:57:30.810
11	54.106	+0.277	11:58:24.916
12	54.075	+0.246	11:59:18.991
13	54.227	+0.398	12:00:13.218

Runde	Rundenzeit	Diff.	Tageszeit
<b>(326) Andreas STIEHR</b>			
1	1:00.763	+6.929	11:48:32.506
2	1:25.024	+31.190	11:49:57.530
3	1:15.484	+21.650	11:51:13.014
4	55.302	+1.468	11:52:08.316
5	<b>53.834</b>		11:53:02.150
6	54.105	+0.271	11:53:56.255
7	54.001	+0.167	11:54:50.256
8	54.215	+0.381	11:55:44.471
9	54.144	+0.310	11:56:38.615
10	53.859	+0.025	11:57:32.474
11	53.937	+0.103	11:58:26.411
12	54.037	+0.203	11:59:20.448
13	54.138	+0.304	12:00:14.586

Runde	Rundenzeit	Diff.	Tageszeit
<b>(317) Eugen WEISBECKER</b>			
1	1:00.564	+7.125	11:48:32.162
2	1:25.101	+31.662	11:49:57.263
3	1:15.621	+22.182	11:51:12.884
4	56.614	+3.175	11:52:09.498
5	54.003	+0.564	11:53:03.501
6	54.341	+0.902	11:53:57.842
7	53.931	+0.492	11:54:51.773
8	54.413	+0.974	11:55:46.186
9	53.966	+0.527	11:56:40.152
10	<b>53.439</b>		11:57:33.591

Runde	Rundenzeit	Diff.	Tageszeit
11	53.747	+0.308	11:58:27.338
12	53.622	+0.183	11:59:20.960
13	54.160	+0.721	12:00:15.120

Runde	Rundenzeit	Diff.	Tageszeit
<b>(322) Jessica MENZE</b>			
1	58.854	+5.322	11:48:29.267
2	1:25.900	+32.368	11:49:55.167
3	1:15.489	+21.957	11:51:10.656
4	59.613	+6.081	11:52:10.269
5	54.456	+0.924	11:53:04.725
6	54.627	+1.095	11:53:59.352
7	54.755	+1.223	11:54:54.107
8	54.877	+1.345	11:55:48.984
9	54.890	+1.358	11:56:43.874
10	54.218	+0.686	11:57:38.092
11	54.055	+0.523	11:58:32.147
12	<b>53.532</b>		11:59:25.679
13	53.563	+0.031	12:00:19.242

Runde	Rundenzeit	Diff.	Tageszeit
<b>(327) Tim ZOWIERUCHA</b>			
1	59.587	+5.686	11:48:30.721
2	1:25.320	+31.419	11:49:56.041
3	1:15.497	+21.596	11:51:11.538
4	57.769	+3.868	11:52:09.307
5	54.776	+0.875	11:53:04.083
6	54.838	+0.937	11:53:58.921
7	54.724	+0.823	11:54:53.645
8	55.120	+1.219	11:55:48.765
9	54.542	+0.641	11:56:43.307
10	54.681	+0.780	11:57:37.988
11	54.494	+0.593	11:58:32.482
12	<b>53.901</b>		11:59:26.383
13	54.357	+0.456	12:00:20.740

Runde	Rundenzeit	Diff.	Tageszeit
<b>(312) Maira MÜLLER</b>			
1	1:01.634	+7.896	11:48:33.702
2	1:24.425	+30.687	11:49:58.127
3	1:15.356	+21.618	11:51:13.483
4	56.372	+2.634	11:52:09.855
5	54.531	+0.793	11:53:04.386
6	54.800	+1.062	11:53:59.186
7	54.786	+1.048	11:54:53.972
8	54.886	+1.148	11:55:48.858
9	54.850	+1.112	11:56:43.708
10	54.458	+0.720	11:57:38.166
11	54.749	+1.011	11:58:32.915
12	<b>53.738</b>		11:59:26.653
13	54.230	+0.492	12:00:20.883

Runde	Rundenzeit	Diff.	Tageszeit
<b>(301) Fabio GROSSE</b>			
1	59.863	+6.326	11:48:31.850
2	1:25.190	+31.653	11:49:57.040
3	1:15.445	+21.908	11:51:12.485
4	57.666	+4.129	11:52:10.151
5	54.503	+0.966	11:53:04.654
6	54.940	+1.403	11:53:59.594
7	55.255	+1.718	11:54:54.849
8	54.562	+1.025	11:55:49.411
9	54.624	+1.087	11:56:44.035
10	54.338	+0.801	11:57:38.373
11	54.963	+1.426	11:58:33.336
12	<b>53.537</b>		11:59:26.873
13	54.139	+0.602	12:00:21.012

Runde	Rundenzeit	Diff.	Tageszeit
<b>(316) Andreas KILIAN</b>			
1	59.585	+5.456	11:48:30.960

Zeitnahmekommissar & Auswertung: Monika Riehmers

Orbits

Rennleiter

Aushang:

Uhr Reg.-Nr.: BB-66/10

Unterschrift RL:

Unterschrift ZK:



www.mylaps.com

Lizensiert für Camp Company GmbH

# ADAC Kart Bundesendlauf 2010

World Formula

Templiner Ring 1,102 Km

Rennen 9 2.Lauf

03.10.2010 11:45

Rennen (13 Runden) gestartet um 11:47:30

Runde	Rundenzeit	Diff.	Tageszeit
2	1:25.281	+31.152	11:49:56.241
3	1:15.512	+21.383	11:51:11.753
4	58.796	+4.667	11:52:10.549
5	54.532	+0.403	11:53:05.081
6	54.700	+0.571	11:53:59.781
7	54.715	+0.586	11:54:54.496
8	55.063	+0.934	11:55:49.559
9	54.840	+0.711	11:56:44.399
10	54.526	+0.397	11:57:38.925
11	54.738	+0.609	11:58:33.663
12	54.642	+0.513	11:59:28.305
13	<b>54.129</b>		12:00:22.434

**(328) Marco LÄSCH**

1	1:00.719	+6.247	11:48:31.429
2	1:25.308	+30.836	11:49:56.737
3	1:15.522	+21.050	11:51:12.259
4	57.445	+2.973	11:52:09.704
5	54.506	+0.034	11:53:04.210
6	54.848	+0.376	11:53:59.058
7	54.698	+0.226	11:54:53.756
8	55.364	+0.892	11:55:49.120
9	55.046	+0.574	11:56:44.166
10	54.516	+0.044	11:57:38.682
11	55.167	+0.695	11:58:33.849
12	54.636	+0.164	11:59:28.485
13	<b>54.472</b>		12:00:22.957

**(314) André KERN**

1	1:01.516	+7.112	11:48:34.170
2	1:24.177	+29.773	11:49:58.347
3	1:15.388	+20.984	11:51:13.735
4	57.144	+2.740	11:52:10.879
5	55.119	+0.715	11:53:05.998
6	<b>54.404</b>		11:54:00.402
7	54.581	+0.177	11:54:54.983
8	54.907	+0.503	11:55:49.890
9	55.325	+0.921	11:56:45.215
10	56.942	+2.538	11:57:42.157
11	55.058	+0.654	11:58:37.215
12	55.035	+0.631	11:59:32.250
13	56.266	+1.862	12:00:28.516

**(306) Patrick WICKBOLDT**

1	1:23.359	+29.170	11:48:53.911
2	1:06.421	+12.232	11:50:00.332
3	1:15.211	+21.022	11:51:15.543
4	57.042	+2.853	11:52:12.585
5	55.694	+1.505	11:53:08.279
6	54.583	+0.394	11:54:02.862
7	55.269	+1.080	11:54:58.131
8	<b>54.189</b>		11:55:52.320
9	54.405	+0.216	11:56:46.725
10	54.203	+0.014	11:57:40.928
11	54.649	+0.460	11:58:35.577
12	56.297	+2.108	11:59:31.874
13	58.243	+4.054	12:00:30.117

**(323) Marco PAUL**

1	1:02.154	+7.659	11:48:34.547
2	1:24.000	+29.505	11:49:58.547
3	1:15.329	+20.834	11:51:13.876
4	57.159	+2.664	11:52:11.035
5	55.365	+0.870	11:53:06.400
6	<b>54.495</b>		11:54:00.895
7	54.598	+0.103	11:54:55.493

Runde	Rundenzeit	Diff.	Tageszeit
8	54.637	+0.142	11:55:50.130
9	54.872	+0.377	11:56:45.002
10	59.645	+5.150	11:57:44.647
11	54.848	+0.353	11:58:39.495
12	54.946	+0.451	11:59:34.441
13	55.825	+1.330	12:00:30.266

**(304) Balduur BAHN**

1	1:00.892	+6.450	11:48:33.047
2	1:24.717	+30.275	11:49:57.764
3	1:15.412	+20.970	11:51:13.176
4	57.502	+3.060	11:52:10.678
5	55.610	+1.168	11:53:06.288
6	54.492	+0.050	11:54:00.780
7	<b>54.442</b>		11:54:55.222
8	54.470	+0.028	11:55:49.692
9	55.056	+0.614	11:56:44.748
10	55.441	+0.999	11:57:40.189
11	55.307	+0.865	11:58:35.496
12	57.899	+3.457	11:59:33.395
13	57.118	+2.676	12:00:30.513

**(325) Norman BRÜGGMANN**

1	1:11.248	+17.142	11:48:44.312
2	1:15.596	+21.490	11:49:59.908
3	1:15.176	+21.070	11:51:15.084
4	57.893	+3.787	11:52:12.977
5	55.048	+0.942	11:53:08.025
6	54.608	+0.502	11:54:02.633
7	56.141	+2.035	11:54:58.774
8	<b>54.106</b>		11:55:52.880
9	55.008	+0.902	11:56:47.888
10	54.381	+0.275	11:57:42.269
11	54.635	+0.529	11:58:36.904
12	56.661	+2.555	11:59:33.565
13	57.162	+3.056	12:00:30.727

**(315) Valentin JENKNER**

1	1:14.511	+19.835	11:48:47.445
2	1:12.632	+17.956	11:50:00.077
3	1:15.167	+20.491	11:51:15.244
4	57.221	+2.545	11:52:12.465
5	55.283	+0.607	11:53:07.748
6	54.766	+0.090	11:54:02.514
7	54.736	+0.060	11:54:57.250
8	<b>54.676</b>		11:55:51.926
9	56.105	+1.429	11:56:48.031
10	56.047	+1.371	11:57:44.078
11	55.958	+1.282	11:58:40.036
12	55.837	+1.161	11:59:35.873
13	56.446	+1.770	12:00:32.319

**(310) Henrik FLATZ**

1	1:03.506	+8.660	11:48:35.820
2	1:23.316	+28.470	11:49:59.136
3	1:15.430	+20.584	11:51:14.566
4	57.634	+2.788	11:52:12.200
5	56.670	+1.824	11:53:08.870
6	54.898	+0.052	11:54:03.768
7	55.235	+0.389	11:54:59.003
8	54.936	+0.090	11:55:53.939
9	57.090	+2.244	11:56:51.029
10	<b>54.846</b>		11:57:45.875
11	55.124	+0.278	11:58:40.999
12	55.117	+0.271	11:59:36.116
13	56.329	+1.483	12:00:32.445

**(302) Paul Jeremy VOEGEDING**

1	1:07.649	+13.148	11:48:38.529
2	1:20.767	+26.266	11:49:59.296
3	1:15.624	+21.123	11:51:14.920
4	56.576	+2.075	11:52:11.496
5	55.248	+0.747	11:53:06.744
6	54.543	+0.042	11:54:01.287
7	<b>54.501</b>		11:54:55.788
8	54.697	+0.196	11:55:50.485
9	1:01.101	+6.600	11:56:51.586
10	56.726	+2.225	11:57:48.312
11	55.284	+0.783	11:58:43.596
12	55.238	+0.737	11:59:38.834
13	54.821	+0.320	12:00:33.655

**(319) Louis FUHRMANN**

1	1:25.775	+31.346	11:48:56.718
2	1:03.843	+9.414	11:50:00.561
3	1:15.400	+20.971	11:51:15.961
4	56.826	+2.397	11:52:12.787
5	55.228	+0.799	11:53:08.015
6	55.054	+0.625	11:54:03.069
7	54.663	+0.234	11:54:57.732
8	<b>54.429</b>		11:55:52.161
9	1:03.523	+9.094	11:56:55.684
10	55.116	+0.687	11:57:50.800
11	54.580	+0.151	11:58:45.380
12	54.684	+0.255	11:59:40.064
13	54.985	+0.556	12:00:35.049

**(329) Felix LUCAS**

1	1:02.572	+8.097	11:48:35.614
2	1:23.251	+28.776	11:49:58.865
3	1:15.404	+20.929	11:51:14.269
4	57.127	+2.652	11:52:11.396
5	55.217	+0.742	11:53:06.613
6	<b>54.475</b>		11:54:01.088
7	54.611	+0.136	11:54:55.699
8	54.640	+0.165	11:55:50.339

# ADAC Kart Bundesendlauf 2010

## Rundenliste

World Formula

Templiner Ring 1,102 Km

Rennen 9 2.Lauf

03.10.2010 11:45

Rennen (13 Runden) gestartet um 11:47:30

Fahrer	Runden													
	0	1	2	3	4	5	6	7	8	9	10	11	12	13
Julian KLEINWORT (321)	1	321	321	321	321	321	321	321	321	321	321	321	321	321
Emil SAWAN-MONTAG (305)	2	305	305	305	305	303	303	305	305	305	305	305	305	305
Niklas MACKSCHIN (311)	3	311	311	311	311	311	305	303	303	303	303	303	303	303
Jessica MENZE (322)	4	322	303	303	303	305	311	311	311	311	311	311	311	311
Moritz HORN (303)	5	303	322	322	322	307	307	309	309	309	309	309	309	309
Patrick WICKBOLDT (306)	6	306	307	307	307	309	309	307	308	308	308	308	308	308
Max GRÜN (309)	7	309	308	308	308	308	308	307	307	307	307	307	307	307
Marco LÄSCH (328)	8	328	327	327	327	326	326	326	326	326	326	326	326	326
Niklas KRY (308)	9	308	316	316	316	327	317	317	317	317	317	317	317	317
Patrick LIPINSKI (320)	10	320	309	309	309	317	327	327	327	327	327	322	322	322
Paul Jeremy VOEGEDING (302)	11	302	328	328	328	328	328	328	312	312	322	327	327	327
Louis FUHRMANN (319)	12	319	301	301	301	312	312	312	312	322	322	312	312	312
Timo WICKBOLDT (307)	13	307	317	317	317	301	301	322	322	328	301	301	301	301
Tim ZOWIERUCHA (327)	14	327	326	326	326	322	322	301	316	301	328	328	316	316
Lukas KORBELA (318)	15	318	304	304	304	316	316	316	301	316	316	316	328	328
Andreas KILIAN (316)	16	316	312	312	312	304	314	314	314	304	304	304	306	314
Laura JEBE (330)	17	330	314	314	314	314	304	304	304	314	323	306	306	314
Eugen WEISBECKER (317)	18	317	323	323	323	323	323	323	323	323	314	314	325	304
Andreas STIEHR (326)	19	326	329	329	329	329	329	329	329	306	325	314	325	304
Fabio GROSSE (301)	20	301	310	310	310	302	302	302	302	302	325	315	323	323
Maira MÜLLER (312)	21	312	302	302	302	310	315	315	315	315	315	323	315	315
Baldur BAHN (304)	22	304	325	325	325	315	319	325	319	319	310	310	310	310
Henrik FLATZ (310)	23	310	315	315	315	306	325	306	306	306	302	302	302	302
Marco PAUL (323)	24	323	306	306	306	319	306	319	325	325	319	319	319	319
Alexander PETRICICA (324)	25	324	319	319	319	325	310	310	310	310				
André KERN (314)	26	314												
Valentin JENKNER (315)	27	315												
Felix LUCAS (329)	28	329												
Norman BRÜGGMANN (325)	29	325												



# ADAC Kart Bundesendlauf 2010

World Formula

Templiner Ring 1,102 Km

Tageswertung World Formula

- NEU -

Pos.	St.Nr.	Name	Wohnort	Lizenz	Bewerber	Chassis/Motor/Reifen	R1	R2	Gesamtpunktzahl
1	321	Julian KLEINWORT	Schaalby	NKA1130053		/Briggs&Stratton/Dunlop	18	20	38
2	303	Moritz HORN	Biebertal	21-21690	KV Oppenrod	PCR/Briggs&Stratton/Dunlop	13	18	31
3	311	Niklas MACKSCHIN	Barsinghausen	NKA1126740		PCR/Briggs&Stratton/Dunlop	15	16	31
4	309	Max GRÜN	Herten	27-12578		PCR/Briggs&Stratton/Dunlop	14	15	29
5	322	Jessica MENZE	Wuppertal	27-12987		PCR/Briggs&Stratton/Dunlop	16	10	26
6	308	Niklas KRY	Brilon	27-12971		Corsa/Briggs&Stratton/Dunlop	12	14	26
7	307	Timo WICKBOLDT	Hamburg	45-9494	RSG Hamburg e.V. ADAC	Olikart/Briggs&Stratton/Dunlop	8	13	21
8	305	Emil SAWAN-MONTAG	Berlin	NKA1113369		Gillard/Briggs&Stratton/Dunlop	20	0	20
9	326	Andreas STIEHR	Hennigsdorf	NKA1123745		Intrepid/Briggs&Stratton/Dunlop	2	12	14
10	306	Patrick WICKBOLDT	Hamburg	45-012	RSG Hamburg e.V. ADAC	Mach1/Briggs&Stratton/Dunlop	11	3	14
11	328	Marco LÄSCH	Hupperath	12842		Tony/Briggs&Stratton/Dunlop	9	5	14
12	327	Tim ZOWIERUCHA	Nauheim	21-21612		PCR/Briggs&Stratton/Dunlop	3	9	12
13	317	Eugen WEISBECKER	Soest	27-9897		Wildkart/Briggs&Stratton/Dunlop	0	11	11
14	319	Louis FUHRMANN	Steinhagen	NKA1108601		PCR/Briggs&Stratton/Dunlop	10	0	10
15	316	Andreas KILIAN	Walhausen	23-00144		PCR/Briggs&Stratton/Dunlop	4	6	10
16	312	Maira MÜLLER	Wunstorf	NKA1123179	RSG Hamburg e.V. ADAC	Mach1/Briggs&Stratton/Dunlop	0	8	8
17	320	Patrick LIPINSKI	Lüdenscheid	27-12981		PCR/Briggs&Stratton/Dunlop	7	0	7
18	301	Fabio GROSSE	Berlin	60-09090		CRG/Briggs&Stratton/Dunlop	0	7	7
19	318	Lukas KORBELA	Lippborg	27-12577		Zanardi/Briggs&Stratton/Dunlop	6	0	6
20	302	Paul Jeremy VOEGEDING	Walzbachtal	NKA1132472	TEAM ADAC Nordboden	Mach1/Briggs&Stratton/Dunlop	5	0	5
21	314	André KERN	Anröchte	12509		PCR/Briggs&Stratton/Dunlop	0	4	4
22	323	Marco PAUL	Waldems-Niederems	NKA1133278		PCR/Briggs&Stratton/Dunlop	0	2	2
23	304	Baldur BAHN	Katzenbach	03-00443		PCR/Briggs&Stratton/Dunlop	0	1	1
24	330	Laura JEBE	Schlesweig	NKA1133137	Kartschmie.de/AC Flensb	Mach1/Briggs&Stratton/Dunlop	1	0	1
25	325	Norman BRÜGGMANN	Westergellersen	N1122436	RSG Hamburg e.V. ADAC	Mach1/Briggs&Stratton/Dunlop	0	0	0
26	315	Valentin JENKNER	Salzgitter	41-0046	RSG Hamburg e.V. ADAC	Mach1/Briggs&Stratton/Dunlop	0	0	0
27	310	Henrik FLATZ	Geesthacht	45-031		Mach1/Briggs&Stratton/Dunlop	0	0	0
28	329	Felix LUCAS	Hamburg	45-192	RSG Hamburg e.V. ADAC	MBA/Briggs&Stratton/Dunlop	0	0	0
29	324	Alexander PETRICICA	Minden	29-29456		VRK/Briggs&Stratton/Dunlop	0	0	0

## Bemerkungen

Ergebnis vorbehaltlich technischer Nachuntersuchung

Zeitnahmekommissar & Auswertung: Monika Riehmers

Orbits

Rennleiter

Aushang:

Uhr Reg-Nr.: BB-66/10

Unterschrift RL:

Unterschrift ZK:



www.mylaps.com

Lizenziert für Camp Company GmbH