



DMV Championship Kerpen

Nach bester Rundenzeit sortiert

Bambini A

Erftlandring 1,107 Km

Freies Training

04.04.2010 08:15

Training started at 8:20:09

Pos.	St.Nr.	Name	Fabrikat	Bewerber/Sponsor	Rnd.	Beste Zeit.	Diff.	km/h	In Rd.
1	5	Kevin Metzner	Birel/Iame	Schwabe Motorsport/	10	54.476		73,155	8
2	46	Toni Wolf	Birel/Iame	Schwabe Motorsport/	11	54.899	0.423	72,591	8
3	2	David Beckmann	Jesolo/Iame	TR Racing/	11	54.911	0.435	72,576	11
4	30	Luca Wollgarten	Tony/Iame		11	54.949	0.473	72,525	6
5	33	Marc Wipprecht	Birel/Iame	Schwabe Motorsport/ADAC Pfalz	10	54.980	0.504	72,485	10
6	19	Arlind Hoti	Tony/Iame	KSM Racing-Team/	10	55.003	0.527	72,454	9
7	31	Lucas Knepperger	Tony/Iame		11	55.039	0.563	72,407	11
8	3	Gianni Janzik	Jesolo/Iame	TR Racing/	9	55.058	0.582	72,382	9
9	24	Cosimo Citignola	Birel/Iame		11	55.145	0.669	72,268	11
10	21	Leonardo Momcilovic	Birel/Iame	Schwabe-Motorsport/	10	55.188	0.712	72,211	10
11	23	Cedric Piro	Birel/Iame	Schwabe Motorsport/Mini Challenge/B	9	55.413	0.937	71,918	9
12	34	Bogdan Petrenko	Top-Kart/Iame	FAE Racing/	10	55.548	1.072	71,743	5
13	32	Louis Wölfle	Jesolo/Iame	Renngemeinschaft Graf Zeppelin/	10	55.573	1.097	71,711	10
14	15	Cem Bölükbasi	Gillard/Iame	Kartschule Racing Team/	11	55.634	1.158	71,632	8
15	27	Gilian Lipinski	Kosmic/Iame		11	55.758	1.282	71,473	8
16	17	Julius Schäfer	Tony/Iame	RBM Official Racing Team/	11	55.761	1.285	71,469	11
17	26	Justin Barth	Birell/Iame	Ebert Motorsport/	11	55.792	1.316	71,430	8
18	18	Paul Trabitzsch	Lenzo/Iame	ADAC Sachsen E.V./	11	55.857	1.381	71,346	8
19	12	Jannes Fittje	Tony/Iame		11	55.871	1.395	71,329	10
20	6	Mick Betsch	Tony/Iame	KSM Racing Team/	11	55.935	1.459	71,247	7
21	7	Yannick Forschner	Birel/Iame	Solgat Motorsport/	9	56.081	1.605	71,062	9
22	13	Nick Körner	Birel/Iame	Renngemeinschaft Graf Zeppelin Und I	9	56.260	1.784	70,835	8
23	37	Toni Tschentscher	CRG/Iame	ADAC Sachsen/	10	56.423	1.947	70,631	10
24	11	Marc Stegmüller	Top-Kart/Iame	KC Teningen/	7	56.596	2.120	70,415	5
25	99	Sophia Floersch	Birel/Iame	Ebert Motorsport/	6	57.057	2.581	69,846	6
26	47	Alex Karkosik	Tony/Iame		8	57.455	2.979	69,362	4
27	22	Christoph Burger	CRG/Iame	Ernst Motorsport/	9	57.502	3.026	69,305	6
28	8	Marcel Lenerz	Jesolo/Iame	TR Racing/	3	2:45.661	1:51.185	24,056	1



DMV Championship Kerpen

Bambini A

Erftlandring 1,107 Km

Freies Training

04.04.2010 08:15

Training started at 8:20:09

Runde	Rundenzeit	Diff.	Tageszeit
(5) Kevin Metzner			
1	1:05.195	+10.719	8:21:24.156
2	58.274	+3.798	8:22:22.430
3	57.777	+3.301	8:23:20.207
4	1:42.734	+48.258	8:25:02.941
5	56.359	+1.883	8:25:59.300
6	55.880	+1.404	8:26:55.180
7	54.780	+0.304	8:27:49.960
8	54.476		8:28:44.436
9	54.982	+0.506	8:29:39.418
10	54.683	+0.207	8:30:34.101

(46) Toni Wolf			
1	1:03.588	+8.689	8:21:22.966
2	58.065	+3.166	8:22:21.031
3	58.731	+3.832	8:23:19.762
4	55.483	+0.584	8:24:15.245
5	55.121	+0.222	8:25:10.366
6	55.133	+0.234	8:26:05.499
7	55.068	+0.169	8:27:00.567
8	54.899		8:27:55.466
9	55.626	+0.727	8:28:51.092
10	54.994	+0.095	8:29:46.086
11	54.942	+0.043	8:30:41.028

(2) David Beckmann			
1	1:01.408	+6.497	8:21:17.839
2	57.540	+2.629	8:22:15.379
3	56.102	+1.191	8:23:11.481
4	55.332	+0.421	8:24:06.813
5	55.643	+0.732	8:25:02.456
6	54.976	+0.065	8:25:57.432
7	54.952	+0.041	8:26:52.384
8	56.192	+1.281	8:27:48.576
9	55.095	+0.184	8:28:43.671
10	55.024	+0.113	8:29:38.695
11	54.911		8:30:33.606

(30) Luca Wollgarten			
1	1:03.664	+8.715	8:21:22.104
2	58.011	+3.062	8:22:20.115
3	56.065	+1.116	8:23:16.180
4	55.154	+0.205	8:24:11.334
5	56.226	+1.277	8:25:07.560
6	54.949		8:26:02.509
7	55.232	+0.283	8:26:57.741
8	55.120	+0.171	8:27:52.861
9	55.605	+0.656	8:28:48.466
10	55.162	+0.213	8:29:43.628
11	55.132	+0.183	8:30:38.760

(33) Marc Wipprecht			
1	1:03.868	+8.888	8:21:22.460
2	57.564	+2.584	8:22:20.024
3	55.812	+0.832	8:23:15.836
4	55.248	+0.268	8:24:11.084
5	56.060	+1.080	8:25:07.144
6	54.985	+0.005	8:26:02.129
7	55.300	+0.320	8:26:57.429
8	55.181	+0.201	8:27:52.610
9	55.002	+0.022	8:28:47.612
10	54.980		8:29:42.592

(19) Arlind Hoti			
1	1:42.063	+47.060	8:21:59.360

2	1:00.431	+5.428	8:22:59.791
3	1:32.055	+37.052	8:24:31.846
4	56.616	+1.613	8:25:28.462
5	56.056	+1.053	8:26:24.518
6	55.339	+0.336	8:27:19.857
7	55.854	+0.851	8:28:15.711
8	55.345	+0.342	8:29:11.056
9	55.003		8:30:06.059
10	55.492	+0.489	8:31:01.551

(31) Lucas Knepperges			
1	1:02.250	+7.211	8:21:25.060
2	57.646	+2.607	8:22:22.706
3	57.329	+2.290	8:23:20.035
4	57.234	+2.195	8:24:17.269
5	55.590	+0.551	8:25:12.859
6	55.250	+0.211	8:26:08.109
7	55.470	+0.431	8:27:03.579
8	55.768	+0.729	8:27:59.347
9	55.545	+0.506	8:28:54.892
10	55.153	+0.114	8:29:50.045
11	55.039		8:30:45.084

(3) Gianni Janzik			
1	1:05.104	+10.046	8:22:25.148
2	1:50.230	+55.172	8:24:15.378
3	56.937	+1.879	8:25:12.315
4	55.682	+0.624	8:26:07.997
5	55.675	+0.617	8:27:03.672
6	55.589	+0.531	8:27:59.261
7	55.477	+0.419	8:28:54.738
8	55.129	+0.071	8:29:49.867
9	55.058		8:30:44.925

(24) Cosimo Citignola			
1	1:04.240	+9.095	8:21:23.835
2	58.253	+3.108	8:22:22.088
3	57.984	+2.839	8:23:20.072
4	58.758	+3.613	8:24:18.830
5	56.771	+1.626	8:25:15.601
6	57.133	+1.988	8:26:12.734
7	56.450	+1.305	8:27:09.184
8	56.284	+1.139	8:28:05.468
9	56.346	+1.201	8:29:01.814
10	55.931	+0.786	8:29:57.745
11	55.145		8:30:52.890

(21) Leonardo Momcilovic			
1	1:03.569	+8.381	8:21:31.808
2	58.924	+3.736	8:22:30.732
3	1:39.240	+44.052	8:24:09.972
4	57.440	+2.252	8:25:07.412
5	55.825	+0.637	8:26:03.237
6	56.103	+0.915	8:26:59.340
7	55.971	+0.783	8:27:55.311
8	55.663	+0.475	8:28:50.974
9	55.568	+0.380	8:29:46.542
10	55.188		8:30:41.730

(23) Cedric Piro			
1	1:01.102	+5.689	8:23:30.737
2	57.068	+1.655	8:24:27.805
3	55.991	+0.578	8:25:23.796
4	1:00.738	+5.325	8:26:24.534
5	55.500	+0.087	8:27:20.034
6	1:00.710	+5.297	8:28:20.744

7	55.819	+0.406	8:29:16.563
8	55.540	+0.127	8:30:12.103
9	55.413		8:31:07.516

(34) Bogdan Petrenko			
1	1:04.097	+8.549	8:21:25.935
2	57.100	+1.552	8:22:23.035
3	57.416	+1.868	8:23:20.451
4	56.717	+1.169	8:24:17.168
5	55.548		8:25:12.716
6	55.740	+0.192	8:26:08.456
7	55.584	+0.036	8:27:04.040
8	55.908	+0.360	8:27:59.948
9	1:28.535	+32.987	8:29:28.483
10	55.572	+0.024	8:30:24.055

(32) Louis Wölflé			
1	1:01.865	+6.292	8:21:19.910
2	57.692	+2.119	8:22:17.602
3	56.544	+0.971	8:23:14.146
4	2:00.089	+1:04.516	8:25:14.235
5	57.522	+1.949	8:26:11.757
6	56.635	+1.062	8:27:08.392
7	55.935	+0.362	8:28:04.327
8	56.009	+0.436	8:29:00.336
9	55.574	+0.001	8:29:55.910
10	55.573		8:30:51.483

(15) Cem Bölükbaşı			
1	1:05.310	+9.676	8:21:26.349
2	1:00.739	+5.105	8:22:27.088
3	57.234	+1.600	8:23:24.322
4	56.611	+0.977	8:24:20.933
5	56.286	+0.652	8:25:17.219
6	55.805	+0.171	8:26:13.024
7	56.284	+0.650	8:27:09.308
8	55.634		8:28:04.942
9	55.850	+0.216	8:29:00.792
10	55.774	+0.140	8:29:56.566
11	55.820	+0.186	8:30:52.386

(27) Gilian Lipinski			
1	1:05.127	+9.369	8:21:28.679
2	58.974	+3.216	8:22:27.653
3	57.190	+1.432	8:23:24.843
4	56.335	+0.577	8:24:21.178
5	56.222	+0.464	8:25:17.400
6	55.914	+0.156	8:26:13.314
7	56.248	+0.490	8:27:09.562
8	55.758		8:28:05.320
9	56.675	+0.917	8:29:01.995
10	56.009	+0.251	8:29:58.004
11	55.842	+0.084	8:30:53.846

(17) Julius Schäfer			
1	1:03.324	+7.563	8:21:23.460
2	57.461	+1.700	8:22:20.921
3	58.991	+3.230	8:23:19.912
4	58.839	+3.078	8:24:18.751
5	56.779	+1.018	8:25:15.530
6	56.401	+0.640	8:26:11.931
7	56.350	+0.589	8:27:08.281
8	55.817	+0.056	8:28:04.098
9	56.339	+0.578	8:29:00.437
10	55.971	+0.210	8:29:56.408
11	55.761		8:30:52.169

Zeitnahmekommissar & Auswertung: Camp Company GmbH

Orbits

Rennleiter: Rainer Terlutter Rennsekretär: Christa Fritsche

Aushang: Uhr Reg-Nr.: 78/2010

www.mylaps.com

Unterschrift RL: Unterschrift ZK:

Lizensiert für Camp Company GmbH

Gedruckt: 04.04.2010 09:08:46

Seite 1/2



DMV Championship Kerpen

Bambini A

Erftlandring 1,107 Km

Freies Training

04.04.2010 08:15

Training started at 8:20:09

Runde	Rundenzeit	Diff.	Tageszeit
(26) Justin Barth			
1	1:14.932	+19.140	8:21:37.524
2	58.933	+3.141	8:22:36.457
3	56.828	+1.036	8:23:33.285
4	56.257	+0.465	8:24:29.542
5	56.055	+0.263	8:25:25.597
6	55.890	+0.098	8:26:21.487
7	56.085	+0.293	8:27:17.572
8	55.792		8:28:13.364
9	55.959	+0.167	8:29:09.323
10	56.056	+0.264	8:30:05.379
11	56.099	+0.307	8:31:01.478

Runde	Rundenzeit	Diff.	Tageszeit
(18) Paul Trabitzsch			
1	1:08.113	+12.256	8:21:28.906
2	1:00.128	+4.271	8:22:29.034
3	57.787	+1.930	8:23:26.821
4	57.017	+1.160	8:24:23.838
5	56.580	+0.723	8:25:20.418
6	56.160	+0.303	8:26:16.578
7	56.304	+0.447	8:27:12.882
8	55.857		8:28:08.739
9	56.263	+0.406	8:29:05.002
10	55.898	+0.041	8:30:00.900
11	55.935	+0.078	8:30:56.835

Runde	Rundenzeit	Diff.	Tageszeit
(12) Jannes Fittje			
1	1:04.153	+8.282	8:21:23.326
2	59.088	+3.217	8:22:22.414
3	1:09.290	+13.419	8:23:31.704
4	56.484	+0.613	8:24:28.188
5	56.272	+0.401	8:25:24.460
6	56.273	+0.402	8:26:20.733
7	56.328	+0.457	8:27:17.061
8	56.442	+0.571	8:28:13.503
9	56.222	+0.351	8:29:09.725
10	55.871		8:30:05.596
11	56.680	+0.809	8:31:02.276

Runde	Rundenzeit	Diff.	Tageszeit
(6) Mick Betsch			
1	1:02.571	+6.636	8:21:19.587
2	57.351	+1.416	8:22:16.938
3	56.434	+0.499	8:23:13.372
4	56.135	+0.200	8:24:09.507
5	56.051	+0.116	8:25:05.558
6	56.148	+0.213	8:26:01.706
7	55.935		8:26:57.641
8	1:02.231	+6.296	8:27:59.872
9	56.080	+0.145	8:28:55.952
10	56.217	+0.282	8:29:52.169
11	56.221	+0.286	8:30:48.390

Runde	Rundenzeit	Diff.	Tageszeit
(7) Yannick Forschner			
1	1:04.238	+8.157	8:23:19.804
2	58.816	+2.735	8:24:18.620
3	57.108	+1.027	8:25:15.728
4	56.723	+0.642	8:26:12.451
5	1:06.879	+10.798	8:27:19.330
6	56.854	+0.773	8:28:16.184
7	56.159	+0.078	8:29:12.343
8	56.142	+0.061	8:30:08.485
9	56.081		8:31:04.566

Runde	Rundenzeit	Diff.	Tageszeit
(13) Nick Körner			
1	1:03.773	+7.513	8:21:26.916

Runde	Rundenzeit	Diff.	Tageszeit
2	1:00.914	+4.654	8:22:27.830
3	57.149	+0.889	8:23:24.979
4	56.412	+0.152	8:24:21.391
5	1:34.734	+38.474	8:25:56.125
6	1:55.472	+59.212	8:27:51.597
7	56.772	+0.512	8:28:48.369
8	56.260		8:29:44.629
9	56.325	+0.065	8:30:40.954

Runde	Rundenzeit	Diff.	Tageszeit
(37) Toni Tschentscher			
1	1:14.876	+18.453	8:21:37.307
2	1:07.757	+11.334	8:22:45.064
3	57.998	+1.575	8:23:43.062
4	57.060	+0.637	8:24:40.122
5	56.997	+0.574	8:25:37.119
6	56.991	+0.568	8:26:34.110
7	56.654	+0.231	8:27:30.764
8	57.219	+0.796	8:28:27.983
9	57.280	+0.857	8:29:25.263
10	56.423		8:30:21.686

Runde	Rundenzeit	Diff.	Tageszeit
(11) Marc Stegmüller			
1	1:17.239	+20.643	8:21:41.259
2	1:00.410	+3.814	8:22:41.669
3	58.559	+1.963	8:23:40.228
4	57.626	+1.030	8:24:37.854
5	56.596		8:25:34.450
6	2:18.423	+1:21.827	8:27:52.873
7	58.731	+2.135	8:28:51.604

Runde	Rundenzeit	Diff.	Tageszeit
(99) Sophia Floersch			
1	1:06.783	+9.726	8:21:28.044
2	4:37.582	+3:40.525	8:26:05.626
3	59.844	+2.787	8:27:05.470
4	1:46.474	+49.417	8:28:51.944
5	59.912	+2.855	8:29:51.856
6	57.057		8:30:48.913

Runde	Rundenzeit	Diff.	Tageszeit
(47) Alex Karkosik			
1	1:02.995	+5.540	8:22:47.508
2	58.229	+0.774	8:23:45.737
3	57.669	+0.214	8:24:43.406
4	57.455		8:25:40.861
5	57.597	+0.142	8:26:38.458
6	57.658	+0.203	8:27:36.116
7	1:46.212	+48.757	8:29:22.328
8	58.448	+0.993	8:30:20.776

Runde	Rundenzeit	Diff.	Tageszeit
(22) Christoph Burger			
1	1:06.050	+8.548	8:21:30.423
2	1:01.990	+4.488	8:22:32.413
3	59.719	+2.217	8:23:32.132
4	59.779	+2.277	8:24:31.911
5	57.715	+0.213	8:25:29.626
6	57.502		8:26:27.128
7	57.740	+0.238	8:27:24.868
8	57.502		8:28:22.370
9	57.771	+0.269	8:29:20.141

Runde	Rundenzeit	Diff.	Tageszeit
(8) Marcel Lenerz			
1	2:45.661		8:25:02.053
2	31.462	-2:14.199	8:25:33.515
3	23.607	-2:22.054	8:25:57.122

Zeitnahmekommissar & Auswertung: Camp Company GmbH Orbits

Rennleiter: Rainer Terlutter Rennsekretär: Christa Fritsche

Aushang: Uhr Reg-Nr.: 78/2010

Unterschrift RL: Unterschrift ZK:

www.mylaps.com
Lizenziert für Camp Company GmbH



DMV Championship Kerpen

Nach bester Rundenzeit sortiert

Bambini A

Erftlandring 1,107 Km

Zeittraining

04.04.2010 10:00

Qualifikation started at 10:05:53

Pos.	St.Nr.	Name	Fabrikat	Bewerber/Sponsor	Rnd.	Beste Zeit.	Diff.	km/h	In Rd.
1	8	Marcel Lenerz	Jesolo/Iame	TR Racing/	10	53.892		73,948	9
2	2	David Beckmann	Jesolo/Iame	TR Racing/	10	54.178	0.286	73,558	10
3	33	Marc Wipprecht	Birel/Iame	Schwabe Motorsport/ADAC Pfalz	10	54.376	0.484	73,290	9
4	46	Toni Wolf	Birel/Iame	Schwabe Motorsport/	10	54.398	0.506	73,260	10
5	99	Sophia Floersch	Birel/Iame	Ebert Motorsport/	10	54.492	0.600	73,134	10
6	19	Arlind Hoti	Tony/Iame	KSM Racing-Team/	10	54.598	0.706	72,992	10
7	21	Leonardo Momcilovic	Birel/Iame	Schwabe-Motorsport/	10	54.599	0.707	72,990	10
8	5	Kevin Metzner	Birel/Iame	Schwabe Motorsport/	10	54.667	0.775	72,900	8
9	6	Mick Betsch	Tony/Iame	KSM Racing Team/	10	54.781	0.889	72,748	10
10	3	Gianni Janzik	Jesolo/Iame	TR Racing/	10	54.844	0.952	72,664	9
11	26	Justin Barth	Birel/Iame	Ebert Motorsport/	10	54.849	0.957	72,658	10
12	7	Yannick Forschner	Birel/Iame	Solgat Motorsport/	10	54.865	0.973	72,636	9
13	34	Bogdan Petrenko	Top-Kart/Iame	FAE Racing/	10	54.896	1.004	72,595	9
14	18	Paul Trabitzsch	Lenzo/Iame	ADAC Sachsen E.V./	10	54.969	1.077	72,499	9
15	23	Cedric Piro	Birel/Iame	Schwabe Motorsport/Mini Challenge/B	10	54.995	1.103	72,465	10
16	32	Louis Wölflé	Jesolo/Iame	Renngemeinschaft Graf Zeppelin/	10	55.045	1.153	72,399	10
17	12	Jannes Fittje	Tony/Iame		10	55.125	1.233	72,294	9
18	31	Lucas Kneppergeres	Tony/Iame		10	55.197	1.305	72,200	9
19	17	Julius Schäfer	Tony/Iame	RBM Official Racing Team/	10	55.267	1.375	72,108	7
20	30	Luca Wollgarten	Tony/Iame		10	55.350	1.458	72,000	9
21	27	Gilian Lipinski	Kosmic/Iame		10	55.393	1.501	71,944	10
22	15	Cem Bölükbası	Gillard/Iame	Kartschule Racing Team/	10	55.435	1.543	71,890	10
23	11	Marc Stegmüller	Top-Kart/Iame	KC Teningen/	10	55.816	1.924	71,399	8
24	37	Toni Tschentscher	CRG/Iame	ADAC Sachsen/	10	55.831	1.939	71,380	9
25	24	Cosimo Citignola	Birel/Iame		10	56.017	2.125	71,143	8
26	47	Alex Karkosik	Tony/Iame		10	56.137	2.245	70,991	9
27	22	Christoph Burger	CRG/Iame	Ernst Motorsport/	10	57.034	3.142	69,874	10
28	13	Nick Körner	Birel/Iame	Renngemeinschaft Graf Zeppelin Und	4	1:03.536	9.644	62,723	4



DMV Championship Kerpen

Bambini A

Erftlandring 1,107 Km

Zeittraining

04.04.2010 10:00

Qualifikation started at 10:05:53

Runde	Rundenzeit	Diff.	Tageszeit
(8) Marcel Lenerz			
1	1:09.126	+15.234	10:08:01.715
2	1:05.205	+11.313	10:09:06.920
3	1:02.277	+8.385	10:10:09.197
4	59.266	+5.374	10:11:08.463
5	56.491	+2.599	10:12:04.954
6	55.101	+1.209	10:13:00.055
7	54.434	+0.542	10:13:54.489
8	54.239	+0.347	10:14:48.728
9	53.892		10:15:42.620
10	53.893	+0.001	10:16:36.513

Runde	Rundenzeit	Diff.	Tageszeit
(2) David Beckmann			
1	1:08.009	+13.831	10:07:07.019
2	1:05.470	+11.292	10:08:12.489
3	1:04.697	+10.519	10:09:17.186
4	1:03.337	+9.159	10:10:20.523
5	1:00.764	+6.586	10:11:21.287
6	57.333	+3.155	10:12:18.620
7	55.713	+1.535	10:13:14.333
8	54.833	+0.655	10:14:09.166
9	54.417	+0.239	10:15:03.583
10	54.178		10:15:57.761

Runde	Rundenzeit	Diff.	Tageszeit
(33) Marc Wipprecht			
1	1:11.874	+17.498	10:07:15.289
2	1:07.403	+13.027	10:08:22.692
3	1:04.782	+10.406	10:09:27.474
4	1:02.450	+8.074	10:10:29.924
5	1:08.642	+14.266	10:11:38.566
6	59.772	+5.396	10:12:38.338
7	55.483	+1.107	10:13:33.821
8	55.637	+1.261	10:14:29.458
9	54.376		10:15:23.834
10	54.399	+0.023	10:16:18.233

Runde	Rundenzeit	Diff.	Tageszeit
(46) Toni Wolf			
1	1:11.654	+17.256	10:07:16.509
2	1:15.421	+21.023	10:08:31.930
3	1:06.806	+12.408	10:09:38.736
4	1:10.326	+15.928	10:10:49.062
5	57.765	+3.367	10:11:46.827
6	56.973	+2.575	10:12:43.800
7	54.996	+0.598	10:13:38.796
8	55.295	+0.897	10:14:34.091
9	54.442	+0.044	10:15:28.533
10	54.398		10:16:22.931

Runde	Rundenzeit	Diff.	Tageszeit
(99) Sophia Floersch			
1	1:12.236	+17.744	10:07:24.112
2	1:08.788	+14.296	10:08:32.900
3	1:06.535	+12.043	10:09:39.435
4	1:02.214	+7.722	10:10:41.649
5	58.482	+3.990	10:11:40.131
6	58.583	+4.091	10:12:38.714
7	55.408	+0.916	10:13:34.122
8	55.838	+1.346	10:14:29.960
9	55.011	+0.519	10:15:24.971
10	54.492		10:16:19.463

Runde	Rundenzeit	Diff.	Tageszeit
(19) Arlind Hoti			
1	1:10.587	+15.989	10:07:11.481
2	1:07.969	+13.371	10:08:19.450
3	1:03.462	+8.864	10:09:22.912
4	1:01.415	+6.817	10:10:24.327

Runde	Rundenzeit	Diff.	Tageszeit
5	57.697	+3.099	10:11:22.024
6	56.878	+2.280	10:12:18.902
7	55.632	+1.034	10:13:14.534
8	54.876	+0.278	10:14:09.410
9	54.605	+0.007	10:15:04.015
10	54.598		10:15:58.613

Runde	Rundenzeit	Diff.	Tageszeit
(21) Leonardo Momcilovic			
1	1:11.572	+16.973	10:07:11.711
2	1:06.435	+11.836	10:08:18.146
3	1:04.408	+9.809	10:09:22.554
4	1:01.744	+7.145	10:10:24.298
5	58.857	+4.258	10:11:23.155
6	56.921	+2.322	10:12:20.076
7	55.519	+0.920	10:13:15.595
8	55.253	+0.654	10:14:10.848
9	54.656	+0.057	10:15:05.504
10	54.599		10:16:00.103

Runde	Rundenzeit	Diff.	Tageszeit
(5) Kevin Metzner			
1	1:12.555	+17.888	10:07:23.182
2	1:09.075	+14.408	10:08:32.257
3	1:05.685	+11.018	10:09:37.942
4	1:02.765	+8.098	10:10:40.707
5	58.936	+4.269	10:11:39.643
6	57.495	+2.828	10:12:37.138
7	55.655	+0.988	10:13:32.793
8	54.667		10:14:27.460
9	54.887	+0.220	10:15:22.347
10	54.896	+0.229	10:16:17.243

Runde	Rundenzeit	Diff.	Tageszeit
(6) Mick Betsch			
1	1:11.299	+16.518	10:07:11.232
2	1:11.347	+16.566	10:08:22.579
3	1:06.131	+11.350	10:09:28.710
4	1:01.743	+6.962	10:10:30.453
5	58.908	+4.127	10:11:29.361
6	56.652	+1.871	10:12:26.013
7	57.147	+2.366	10:13:23.160
8	55.258	+0.477	10:14:18.418
9	54.932	+0.151	10:15:13.350
10	54.781		10:16:08.131

Runde	Rundenzeit	Diff.	Tageszeit
(3) Gianni Janzik			
1	1:11.192	+16.348	10:07:11.048
2	1:08.973	+14.129	10:08:20.021
3	1:10.670	+15.826	10:09:30.691
4	1:04.170	+9.326	10:10:34.861
5	1:00.238	+5.394	10:11:35.099
6	1:19.824	+24.980	10:12:54.923
7	56.164	+1.320	10:13:51.087
8	55.033	+0.189	10:14:46.120
9	54.844		10:15:40.964
10	54.901	+0.057	10:16:35.865

Runde	Rundenzeit	Diff.	Tageszeit
(26) Justin Barth			
1	1:11.579	+16.730	10:07:14.600
2	1:13.154	+18.305	10:08:27.754
3	1:04.461	+9.612	10:09:32.215
4	1:02.019	+7.170	10:10:34.234
5	57.949	+3.100	10:11:32.183
6	56.640	+1.791	10:12:28.823
7	55.752	+0.903	10:13:24.575
8	55.268	+0.419	10:14:19.843
9	55.068	+0.219	10:15:14.911
10	54.849		10:16:09.760

Runde	Rundenzeit	Diff.	Tageszeit
(7) Yannick Forschner			
1	1:23.486	+28.621	10:07:34.802
2	1:09.655	+14.790	10:08:44.457
3	1:05.899	+11.034	10:09:50.356
4	1:01.671	+6.806	10:10:52.027
5	58.885	+4.020	10:11:50.912
6	56.924	+2.059	10:12:47.836
7	55.679	+0.814	10:13:43.515
8	55.543	+0.678	10:14:39.058
9	54.865		10:15:33.923
10	54.901	+0.036	10:16:28.824

Runde	Rundenzeit	Diff.	Tageszeit
(34) Bogdan Petrenko			
1	1:13.056	+18.160	10:07:14.814
2	1:09.035	+14.139	10:08:23.849
3	1:05.978	+11.082	10:09:29.827
4	1:01.389	+6.493	10:10:31.216
5	58.482	+3.586	10:11:29.698
6	56.747	+1.851	10:12:26.445
7	55.894	+0.998	10:13:22.339
8	55.263	+0.367	10:14:17.602
9	54.896		10:15:12.498
10	54.999	+0.103	10:16:07.497

Runde	Rundenzeit	Diff.	Tageszeit
(18) Paul Trabitstsch			
1	1:16.786	+21.817	10:07:28.966
2	1:08.764	+13.795	10:08:37.730
3	1:05.641	+10.672	10:09:43.371
4	1:02.446	+7.477	10:10:45.817
5	58.976	+4.007	10:11:44.793
6	57.892	+2.923	10:12:42.685
7	55.999	+1.030	10:13:38.684
8	55.924	+0.955	10:14:34.608
9	54.969		10:15:29.577
10	55.110	+0.141	10:16:24.687

Runde	Rundenzeit	Diff.	Tageszeit
(23) Cedric Piro			
1	1:13.281	+18.286	10:07:26.747
2	1:06.271	+11.276	10:08:33.018
3	1:05.326	+10.331	10:09:38.344
4	1:01.788	+6.793	10:10:40.132
5	58.854	+3.859	10:11:38.986
6	57.105	+2.110	10:12:36.091
7	55.122	+0.127	10:13:31.213
8	55.133	+0.138	10:14:26.346
9	55.521	+0.526	10:15:21.867
10	54.995		10:16:16.862

Runde	Rundenzeit	Diff.	Tageszeit
(32) Louis Wölfle			
1	1:28.109	+33.064	10:07:28.873
2	1:07.298	+12.253	10:08:36.171
3	1:04.686	+9.641	10:09:40.857
4	1:00.753	+5.708	10:10:41.610
5	58.295	+3.250	10:11:39.905
6	57.433	+2.388	10:12:37.338
7	56.408	+1.363	10:13:33.746
8	56.850	+1.805	10:14:30.596
9	55.820	+0.775	10:15:26.416
10	55.045		10:16:21.461

Runde	Rundenzeit	Diff.	Tageszeit
(12) Jannes Fittje			
1	1:13.246	+18.121	10:07:18.845
2	1:08.221	+13.096	10:08:27.066
3	1:12.964	+17.839	10:09:40.030
4	1:02.440	+7.315	10:10:42.470



DMV Championship Kerpen

Bambini A

Erftlandring 1,107 Km

Zeittraining

04.04.2010 10:00

Qualifikation started at 10:05:53

Runde	Rundenzeit	Diff.	Tageszeit
5	58.940	+3.815	10:11:41.410
6	57.535	+2.410	10:12:38.945
7	55.792	+0.667	10:13:34.737
8	55.759	+0.634	10:14:30.496
9	55.125		10:15:25.621
10	55.791	+0.666	10:16:21.412

(31) Lucas Knepperger

1	1:10.171	+14.974	10:07:15.267
2	1:10.032	+14.835	10:08:25.299
3	1:05.496	+10.299	10:09:30.795
4	1:03.349	+8.152	10:10:34.144
5	59.625	+4.428	10:11:33.769
6	56.259	+1.062	10:12:30.028
7	55.455	+0.258	10:13:25.483
8	55.375	+0.178	10:14:20.858
9	55.197		10:15:16.055
10	55.580	+0.383	10:16:11.635

(17) Julius Schäfer

1	1:08.842	+13.575	10:07:41.122
2	1:04.762	+9.495	10:08:45.884
3	1:04.686	+9.419	10:09:50.570
4	1:00.494	+5.227	10:10:51.064
5	58.770	+3.503	10:11:49.834
6	56.145	+0.878	10:12:45.979
7	55.267		10:13:41.246
8	55.759	+0.492	10:14:37.005
9	55.360	+0.093	10:15:32.365
10	55.967	+0.700	10:16:28.332

(30) Luca Wollgarten

1	1:19.975	+24.625	10:07:30.072
2	1:06.955	+11.605	10:08:37.027
3	1:04.090	+8.740	10:09:41.117
4	1:03.072	+7.722	10:10:44.189
5	57.449	+2.099	10:11:41.638
6	1:03.243	+7.893	10:12:44.881
7	56.217	+0.867	10:13:41.098
8	56.265	+0.915	10:14:37.363
9	55.350		10:15:32.713
10	55.466	+0.116	10:16:28.179

(27) Gilian Lipinski

1	1:11.391	+15.998	10:07:21.151
2	1:08.908	+13.515	10:08:30.059
3	1:05.909	+10.516	10:09:35.968
4	1:02.261	+6.868	10:10:38.229
5	59.054	+3.661	10:11:37.283
6	57.353	+1.960	10:12:34.636
7	56.274	+0.881	10:13:30.910
8	55.984	+0.591	10:14:26.894
9	55.875	+0.482	10:15:22.769
10	55.393		10:16:18.162

(15) Cem Bölükbaşı

1	1:13.608	+18.173	10:07:23.452
2	1:07.781	+12.346	10:08:31.233
3	1:05.053	+9.618	10:09:36.286
4	1:00.684	+5.249	10:10:36.970
5	58.292	+2.857	10:11:35.262
6	57.567	+2.132	10:12:32.829
7	56.433	+0.998	10:13:29.262
8	56.033	+0.598	10:14:25.295
9	56.331	+0.896	10:15:21.626
10	55.435		10:16:17.061

(11) Marc Stegmüller

1	1:12.613	+16.797	10:07:17.418
2	1:11.045	+15.229	10:08:28.463
3	1:05.690	+9.874	10:09:34.153
4	1:04.419	+8.603	10:10:38.572
5	1:00.892	+5.076	10:11:39.464
6	57.402	+1.586	10:12:36.866
7	56.743	+0.927	10:13:33.609
8	55.816		10:14:29.425
9	56.016	+0.200	10:15:25.441
10	55.841	+0.025	10:16:21.282

(37) Toni Tschentscher

1	1:12.400	+16.569	10:07:19.488
2	1:10.081	+14.250	10:08:29.569
3	1:05.848	+10.017	10:09:35.417
4	1:10.418	+14.587	10:10:45.835
5	59.261	+3.430	10:11:45.096
6	59.266	+3.435	10:12:44.362
7	56.643	+0.812	10:13:41.005
8	56.276	+0.445	10:14:37.281
9	55.831		10:15:33.112
10	55.977	+0.146	10:16:29.089

(24) Cosimo Citignola

1	1:11.823	+15.806	10:07:13.698
2	1:10.042	+14.025	10:08:23.740
3	1:06.679	+10.662	10:09:30.419
4	1:03.738	+7.721	10:10:34.157
5	1:00.384	+4.367	10:11:34.541
6	57.790	+1.773	10:12:32.331
7	57.219	+1.202	10:13:29.550
8	56.017		10:14:25.567
9	56.700	+0.683	10:15:22.267
10	56.485	+0.468	10:16:18.752

(47) Alex Karkosik

1	1:13.893	+17.756	10:07:40.014
2	1:08.691	+12.554	10:08:48.705
3	1:04.578	+8.441	10:09:53.283
4	1:00.401	+4.264	10:10:53.684
5	58.211	+2.074	10:11:51.895
6	56.930	+0.793	10:12:48.825
7	56.597	+0.460	10:13:45.422
8	56.304	+0.167	10:14:41.726
9	56.137		10:15:37.863
10	56.980	+0.843	10:16:34.843

(22) Christoph Burger

1	1:13.007	+15.973	10:07:34.658
2	1:09.174	+12.140	10:08:43.832
3	1:07.705	+10.671	10:09:51.537
4	1:03.167	+6.133	10:10:54.704
5	59.854	+2.820	10:11:54.558
6	58.845	+1.811	10:12:53.403
7	58.569	+1.535	10:13:51.972
8	57.820	+0.786	10:14:49.792
9	57.367	+0.333	10:15:47.159
10	57.034		10:16:44.193

(13) Nick Körner

1	1:20.018	+16.482	10:07:33.231
2	1:11.832	+8.296	10:08:45.063
3	1:06.038	+2.502	10:09:51.101
4	1:03.536		10:10:54.637

Zeitnahmekommissar & Auswertung: Camp Company GmbH Orbits

Rennleiter: Rainer Terlutter Rennsekretär: Christa Fritsche

Aushang: Uhr Reg-Nr.: 78/2010

Unterschrift RL: Unterschrift ZK:

www.mylaps.com
Lizenziert für Camp Company GmbH



DMV Championship Kerpen

Bambini A


Erftlandring 1,107 Km

Startaufstellung Rennen1

04.04.2010 11:45

Rennen (9 Runden)

14	22	13
	27	28
13	24	47
	25	26
12	11	37
	23	24
11	27	15
	21	22
10	17	30
	19	20
9	12	31
	17	18
8	23	32
	15	16
7	34	18
	13	14
6	26	7
	11	12
5	6	3
	9	10
4	21	5
	7	8
3	99	19
	5	6
2	33	46
	3	4
1	8	2
	POLE POSITION 1	2



Zeitnahmekommissar & Auswertung: Camp Company GmbH Orbits

Rennleiter: Rainer Terlutter Rennsekretär: Christa Fritsche

Aushang: Uhr Reg-Nr.: 78/2010 www.mylaps.com

Unterschrift RL: Unterschrift ZK: Lizenziert für Camp Company GmbH



DMV Championship Kerpen

Bambini A

Erftlandring 1,107 Km

Rennen 1 1.Lauf

04.04.2010 11:45

Rennen (10 Runden) gestartet um 12:27:05

Pos.	St.Nr.	Name	Fabrikat	Bewerber/Sponsor	Rnd.	Gesamtzeit	Diff.	Ø km/h	Beste Zeit	km/h	Pkt.
1	6	Mick Betsch	Tony/lame	KSM Racing Team/	10	10:52.408		61,084	1:04.049	62,221	21
2	2	David Beckmann	Jesolo/lame	TR Racing/	10	10:52.732	0.324	61,054	1:04.166	62,108	17
3	8	Marcel Lenerz	Jesolo/lame	TR Racing/	10	10:54.898	2.490	60,852	1:04.075	62,196	16
4	21	Leonardo Momcilovic	Birel/lame	Schwabe-Motorsport/	10	10:55.077	2.669	60,836	1:04.051	62,219	13
5	46	Toni Wolf	Birel/lame	Schwabe Motorsport/	10	10:55.356	2.948	60,810	1:04.165	62,109	12
6	30	Luca Wollgarten	Tony/lame		10	10:56.127	3.719	60,738	1:04.778	61,521	11
7	33	Marc Wipprecht	Birel/lame	Schwabe Motorsport/ADAC Pfa	10	10:56.298	3.890	60,722	1:04.069	62,202	10
8	7	Yannick Forschner	Birel/lame	Solgat Motorsport/	10	11:01.336	8.928	60,260	1:05.141	61,178	9
9	19	Arlind Hoti	Tony/lame	KSM Racing-Team/	10	11:01.441	9.033	60,250	1:04.371	61,910	8
10	15	Cem Bölükbasi	Gillard/lame	Kartschule Racing Team/	10	11:04.553	12.145	59,968	1:05.238	61,087	7
11	5	Kevin Metzner	Birel/lame	Schwabe Motorsport/	10	11:05.180	12.772	59,912	1:05.632	60,720	6
12	26	Justin Barth	Birel/lame	Ebert Motorsport/	10	11:05.538	13.130	59,879	1:05.262	61,065	5
13	17	Julius Schäfer	Tony/lame	RBM Official Racing Team/	10	11:05.885	13.477	59,848	1:04.978	61,332	4
14	13	Nick Körner	Birel/lame	Renngemeinschaft Graf Zeppel	10	11:05.928	13.520	59,844	1:05.195	61,127	3
15	18	Paul Trabitzsch	Lenzo/lame	ADAC Sachsen E.V./	10	11:07.774	15.366	59,679	1:06.126	60,267	2
16	24	Cosimo Citignola	Birel/lame		10	11:09.222	16.814	59,550	1:05.184	61,138	1
17	32	Louis Wölfle	Jesolo/lame	Renngemeinschaft Graf Zeppel	10	11:10.100	17.692	59,472	1:05.358	60,975	1
18	34	Bogdan Petrenko	Top-Kart/lame	FAE Racing/	10	11:10.419	18.011	59,443	1:04.888	61,417	0
19	11	Marc Stegmüller	Top-Kart/lame	KC Teningen/	10	11:15.262	22.854	59,017	1:05.718	60,641	1
20	31	Lucas Knepperger	Tony/lame		10	11:22.925	30.517	58,355	1:05.639	60,714	1
21	99	Sophia Floersch	Birel/lame	Ebert Motorsport/	10	11:25.014	32.606	58,177	1:05.203	61,120	1
22	37	Toni Tschentscher	CRG/lame	ADAC Sachsen/	10	11:27.656	35.248	57,953	1:06.465	59,959	1
23	3	Gianni Janzik	Jesolo/lame	TR Racing/	10	11:29.266	36.858	57,818	1:05.147	61,172	1
24	23	Cedric Piro	Birel/lame	Schwabe Motorsport/Mini Chall	10	11:37.491	45.083	57,136	1:05.318	61,012	1
25	12	Jannes Fittje	Tony/lame		10	11:47.951	55.543	56,292	1:06.314	60,096	1
26	22	Christoph Burger	CRG/lame	Ernst Motorsport/	10	11:54.671	1:02.263	55,763	1:08.267	58,377	1
27	27	Gilian Lipinski	Kosmic/lame		9	11:08.911	1 Runde	53,620	1:06.399	60,019	1

Bemerkungen

Ergebnis vorbehaltlich technischer Nachuntersuchung
 Gestartet: 27 Gewertet: 27 nicht Gewertet: 0
 Start-Nr.: 99 + 20 sek. Zeitstrafe (Rennleiterentscheidung)
 Ergebnis vorläufig wegen laufenden Protest

Vorsprung	Ø km/h	Beste Rundenzeit	km/h	Beste Runde von
0.324	61,084	1:04.049	62,221	6 - Mick Betsch

Zeitnahmekommissar & Auswertung: Camp Company GmbH

Orbits

Rennleiter: Rainer Terlutter Rennsekretär: Christa Fritsche

Aushang: Uhr Reg-Nr.: 78/2010

www.mylaps.com

Unterschrift RL: Unterschrift ZK:

Lizensiert für Camp Company GmbH



DMV Championship Kerpen

Bambini A

Ertflandring 1,107 Km

Rennen 1 1.Lauf

04.04.2010 11:45

Rennen (10 Runden) started at 12:27:05

Runde	Rundenzeit	Diff.	Tageszeit
(6) Mick Betsch			
1	1:05.146	+1.097	12:28:10.534
2	1:04.325	+0.276	12:29:14.859
3	1:04.049		12:30:18.908
4	1:04.298	+0.249	12:31:23.206
5	1:05.337	+1.288	12:32:28.543
6	1:05.858	+1.809	12:33:34.401
7	1:05.736	+1.687	12:34:40.137
8	1:04.892	+0.843	12:35:45.029
9	1:05.918	+1.869	12:36:50.947
10	1:06.596	+2.547	12:37:57.543

(2) David Beckmann			
1	1:05.608	+1.442	12:28:10.748
2	1:04.413	+0.247	12:29:15.161
3	1:04.385	+0.219	12:30:19.546
4	1:04.166		12:31:23.712
5	1:04.984	+0.818	12:32:28.696
6	1:05.856	+1.690	12:33:34.552
7	1:06.902	+2.736	12:34:41.454
8	1:04.973	+0.807	12:35:46.427
9	1:05.922	+1.756	12:36:52.349
10	1:05.518	+1.352	12:37:57.867

(8) Marcel Lenerz			
1	1:05.316	+1.241	12:28:10.451
2	1:04.075		12:29:14.526
3	1:04.189	+0.114	12:30:18.715
4	1:04.235	+0.160	12:31:22.950
5	1:05.400	+1.325	12:32:28.350
6	1:05.913	+1.838	12:33:34.263
7	1:05.690	+1.615	12:34:39.953
8	1:05.700	+1.625	12:35:45.653
9	1:06.540	+2.465	12:36:52.193
10	1:07.840	+3.765	12:38:00.033

(21) Leonardo Momcilovic			
1	1:06.292	+2.241	12:28:11.599
2	1:05.119	+1.068	12:29:16.718
3	1:04.051		12:30:20.769
4	1:04.276	+0.225	12:31:25.045
5	1:04.602	+0.551	12:32:29.647
6	1:05.668	+1.617	12:33:35.315
7	1:06.252	+2.201	12:34:41.567
8	1:05.222	+1.171	12:35:46.789
9	1:06.241	+2.190	12:36:53.030
10	1:07.182	+3.131	12:38:00.212

(46) Toni Wolf			
1	1:05.625	+1.460	12:28:10.916
2	1:04.538	+0.373	12:29:15.454
3	1:04.478	+0.313	12:30:19.932
4	1:04.165		12:31:24.097
5	1:04.948	+0.783	12:32:29.045
6	1:05.675	+1.510	12:33:34.720
7	1:06.507	+2.342	12:34:41.227
8	1:05.449	+1.284	12:35:46.676
9	1:06.231	+2.066	12:36:52.907
10	1:07.584	+3.419	12:38:00.491

(30) Luca Wollgarten			
1	1:05.315	+0.537	12:28:13.245
2	1:04.778		12:29:18.023
3	1:04.978	+0.200	12:30:23.001
4	1:05.577	+0.799	12:31:28.578

5	1:05.323	+0.545	12:32:33.901
6	1:05.352	+0.574	12:33:39.253
7	1:05.143	+0.365	12:34:44.396
8	1:04.951	+0.173	12:35:49.347
9	1:05.356	+0.578	12:36:54.703
10	1:06.559	+1.781	12:38:01.262

(33) Marc Wipprecht			
1	1:06.189	+2.120	12:28:11.411
2	1:04.841	+0.772	12:29:16.252
3	1:04.069		12:30:20.321
4	1:04.188	+0.119	12:31:24.509
5	1:04.891	+0.822	12:32:29.400
6	1:05.839	+1.770	12:33:35.239
7	1:05.292	+1.223	12:34:40.531
8	1:05.768	+1.699	12:35:46.299
9	1:06.502	+2.433	12:36:52.801
10	1:08.632	+4.563	12:38:01.433

(7) Yannick Forschner			
1	1:06.422	+1.281	12:28:12.950
2	1:05.439	+0.298	12:29:18.389
3	1:05.155	+0.014	12:30:23.544
4	1:05.819	+0.678	12:31:29.363
5	1:05.141		12:32:34.504
6	1:05.734	+0.593	12:33:40.238
7	1:05.568	+0.427	12:34:45.806
8	1:05.799	+0.658	12:35:51.605
9	1:06.578	+1.437	12:36:58.183
10	1:08.288	+3.147	12:38:06.471

(19) Arlind Hoti			
1	1:06.377	+2.006	12:28:11.768
2	1:05.159	+0.788	12:29:16.927
3	1:04.729	+0.358	12:30:21.656
4	1:04.371		12:31:26.027
5	1:04.450	+0.079	12:32:30.477
6	1:05.081	+0.710	12:33:35.558
7	1:06.227	+1.856	12:34:41.785
8	1:05.379	+1.008	12:35:47.164
9	1:06.083	+1.712	12:36:53.247
10	1:13.329	+8.958	12:38:06.576

(15) Cem Bölükbaşı			
1	1:05.393	+0.155	12:28:13.716
2	1:05.300	+0.062	12:29:19.016
3	1:05.238		12:30:24.254
4	1:05.313	+0.075	12:31:29.567
5	1:06.315	+1.077	12:32:35.882
6	1:05.587	+0.349	12:33:41.469
7	1:07.079	+1.841	12:34:48.548
8	1:06.488	+1.250	12:35:55.036
9	1:06.998	+1.760	12:37:02.034
10	1:07.654	+2.416	12:38:09.688

(5) Kevin Metzner			
1	1:06.392	+0.760	12:28:14.887
2	1:05.789	+0.157	12:29:20.676
3	1:06.919	+1.287	12:30:27.595
4	1:06.201	+0.569	12:31:33.796
5	1:05.891	+0.259	12:32:39.687
6	1:05.938	+0.306	12:33:45.625
7	1:05.799	+0.167	12:34:51.424
8	1:05.632		12:35:57.056
9	1:06.437	+0.805	12:37:03.493
10	1:06.822	+1.190	12:38:10.315

(26) Justin Barth			
1	1:12.082	+6.820	12:28:17.675
2	1:06.086	+0.824	12:29:23.761
3	1:05.262		12:30:29.023
4	1:05.599	+0.337	12:31:34.622
5	1:06.068	+0.806	12:32:40.690
6	1:05.795	+0.533	12:33:46.485
7	1:05.582	+0.320	12:34:52.067
8	1:06.197	+0.935	12:35:58.264
9	1:05.621	+0.359	12:37:03.885
10	1:06.788	+1.526	12:38:10.673

(17) Julius Schäfer			
1	1:06.356	+1.378	12:28:14.760
2	1:05.736	+0.758	12:29:20.496
3	1:05.177	+0.199	12:30:25.673
4	1:04.978		12:31:30.651
5	1:05.905	+0.927	12:32:36.556
6	1:05.528	+0.550	12:33:42.084
7	1:06.827	+1.849	12:34:48.911
8	1:07.471	+2.493	12:35:56.382
9	1:06.331	+1.353	12:37:02.713
10	1:08.307	+3.329	12:38:11.020

(13) Nick Körner			
1	1:07.355	+2.160	12:28:17.517
2	1:05.754	+0.559	12:29:23.271
3	1:05.195		12:30:28.466
4	1:06.482	+1.287	12:31:34.948
5	1:05.839	+0.644	12:32:40.787
6	1:05.874	+0.679	12:33:46.661
7	1:05.987	+0.792	12:34:52.648
8	1:05.919	+0.724	12:35:58.567
9	1:05.662	+0.467	12:37:04.229
10	1:06.834	+1.639	12:38:11.063

(18) Paul Trabitzsch			
1	1:07.173	+1.047	12:28:14.187
2	1:06.126		12:29:20.313
3	1:07.025	+0.899	12:30:27.338
4	1:06.342	+0.216	12:31:33.680
5	1:06.366	+0.240	12:32:40.046
6	1:06.278	+0.152	12:33:46.324
7	1:06.231	+0.105	12:34:52.555
8	1:06.426	+0.300	12:35:58.981
9	1:06.754	+0.628	12:37:05.735
10	1:07.174	+1.048	12:38:12.909

(24) Cosimo Citignola			
1	1:08.696	+3.512	12:28:17.993
2	1:06.864	+1.680	12:29:24.857
3	1:05.499	+0.315	12:30:30.356
4	1:05.931	+0.747	12:31:36.287
5	1:05.965	+0.781	12:32:42.252
6	1:05.184		12:33:47.436
7	1:05.992	+0.808	12:34:53.428
8	1:06.350	+1.166	12:35:59.778
9	1:07.498	+2.314	12:37:07.276
10	1:07.081	+1.897	12:38:14.357

(32) Louis Wölffe			
1	1:07.658	+2.300	12:28:17.238
2	1:06.239	+0.881	12:29:23.477
3	1:05.358		12:30:28.835
4	1:05.378	+0.020	12:31:34.213

Zeitnahmekommissar & Auswertung: Camp Company GmbH

Orbits

Rennleiter: Rainer Terlutter Rennsekretär: Christa Fritsche

Aushang: Uhr Reg-Nr.: 78/2010

Unterschrift RL: Unterschrift ZK:

www.mylaps.com

Lizenziert für Camp Company GmbH



DMV Championship Kerpen

Bambini A

Erftlandring 1,107 Km

Rennen 1 1.Lauf

04.04.2010 11:45

Rennen (10 Runden) started at 12:27:05

Runde	Rundenzeit	Diff.	Tageszeit
5	1:06.389	+1.031	12:32:40.602
6	1:06.000	+0.642	12:33:46.602
7	1:06.491	+1.133	12:34:53.093
8	1:06.507	+1.149	12:35:59.600
9	1:07.706	+2.348	12:37:07.306
10	1:07.929	+2.571	12:38:15.235
(34) Bogdan Petrenko			
1	1:06.547	+1.659	12:28:12.447
2	1:04.888		12:29:17.335
3	1:06.832	+1.944	12:30:24.167
4	1:06.332	+1.444	12:31:30.499
5	1:07.103	+2.215	12:32:37.602
6	1:06.490	+1.602	12:33:44.092
7	1:06.839	+1.951	12:34:50.931
8	1:07.577	+2.689	12:35:58.508
9	1:08.457	+3.569	12:37:06.965
10	1:08.589	+3.701	12:38:15.554
(11) Marc Stegmüller			
1	1:08.901	+3.183	12:28:18.218
2	1:07.166	+1.448	12:29:25.384
3	1:05.718		12:30:31.102
4	1:06.180	+0.462	12:31:37.282
5	1:06.671	+0.953	12:32:43.953
6	1:06.841	+1.123	12:33:50.794
7	1:07.127	+1.409	12:34:57.921
8	1:06.784	+1.066	12:36:04.705
9	1:06.979	+1.261	12:37:11.684
10	1:08.713	+2.995	12:38:20.397
(31) Lucas Knepperger			
1	1:06.251	+0.612	12:28:14.571
2	1:06.017	+0.378	12:29:20.588
3	1:24.251	+18.612	12:30:44.839
4	1:06.074	+0.435	12:31:50.913
5	1:06.009	+0.370	12:32:56.922
6	1:05.717	+0.078	12:34:02.639
7	1:05.639		12:35:08.278
8	1:05.902	+0.263	12:36:14.180
9	1:06.538	+0.899	12:37:20.718
10	1:07.342	+1.703	12:38:28.060
(99) Sophia Floersch			
1	1:05.203		12:28:11.354
2	1:05.269	+0.066	12:29:16.623
3	1:06.270	+1.067	12:30:22.893
4	1:06.436	+1.233	12:31:29.329
5	1:06.958	+1.755	12:32:36.287
6	1:06.358	+1.155	12:33:42.645
7	1:06.509	+1.306	12:34:49.154
8	1:06.482	+1.279	12:35:55.636
9	1:06.784	+1.581	12:37:02.420
10	1:07.729	+2.526	12:38:10.149
(37) Toni Tschentscher			
1	1:08.082	+1.617	12:28:17.314
2	1:11.541	+5.076	12:29:28.855
3	1:06.465		12:30:35.320
4	1:11.664	+5.199	12:31:46.984
5	1:07.892	+1.427	12:32:54.876
6	1:06.866	+0.401	12:34:01.742
7	1:07.046	+0.581	12:35:08.788
8	1:07.795	+1.330	12:36:16.583
9	1:07.484	+1.019	12:37:24.067
10	1:08.724	+2.259	12:38:32.791

Runde	Rundenzeit	Diff.	Tageszeit
(3) Gianni Janzik			
1	1:11.970	+6.823	12:28:18.314
2	1:05.599	+0.452	12:29:23.913
3	1:06.140	+0.993	12:30:30.053
4	1:05.147		12:31:35.200
5	1:06.025	+0.878	12:32:41.225
6	1:05.625	+0.478	12:33:46.850
7	1:06.426	+1.279	12:34:53.276
8	1:07.135	+1.988	12:36:00.411
9	1:23.774	+18.627	12:37:24.185
10	1:10.216	+5.069	12:38:34.401
(23) Cedric Piro			
1	1:10.059	+4.741	12:28:16.472
2	1:05.318		12:29:21.790
3	1:05.890	+0.572	12:30:27.680
4	1:05.341	+0.023	12:31:33.021
5	1:37.980	+32.662	12:33:11.001
6	1:06.313	+0.995	12:34:17.314
7	1:05.343	+0.025	12:35:22.657
8	1:05.671	+0.353	12:36:28.328
9	1:07.275	+1.957	12:37:35.603
10	1:07.023	+1.705	12:38:42.626
(12) Jannes Fittje			
1	1:37.399	+31.085	12:28:45.939
2	1:06.314		12:29:52.253
3	1:06.385	+0.071	12:30:58.638
4	1:07.758	+1.444	12:32:06.396
5	1:07.071	+0.757	12:33:13.467
6	1:06.694	+0.380	12:34:20.161
7	1:07.063	+0.749	12:35:27.224
8	1:07.882	+1.568	12:36:35.106
9	1:09.200	+2.886	12:37:44.306
10	1:08.780	+2.466	12:38:53.086
(22) Christoph Burger			
1	1:08.709	+0.442	12:28:18.981
2	1:08.459	+0.192	12:29:27.440
3	1:08.467	+0.200	12:30:35.907
4	1:09.065	+0.798	12:31:44.972
5	1:10.040	+1.773	12:32:55.012
6	1:08.267		12:34:03.279
7	1:09.589	+1.322	12:35:12.868
8	1:08.835	+0.568	12:36:21.703
9	1:20.185	+11.918	12:37:41.888
10	1:17.918	+9.651	12:38:59.806
(27) Gillian Lipinski			
1	1:06.540	+0.141	12:28:15.372
2	1:07.549	+1.150	12:29:22.921
3	1:07.030	+0.631	12:30:29.951
4	2:08.315	+1:01.916	12:32:38.266
5	1:07.272	+0.873	12:33:45.538
6	1:06.399		12:34:51.937
7	1:07.270	+0.871	12:35:59.207
8	1:07.940	+1.541	12:37:07.147
9	1:06.899	+0.500	12:38:14.046

Runde	Rundenzeit	Diff.	Tageszeit
-------	------------	-------	-----------

Zeitnahmekommissar & Auswertung: Camp Company GmbH Orbits

Rennleiter: Rainer Terlutter Rennsekretär: Christa Fritsche

Aushang: Uhr Reg-Nr.: 78/2010

Unterschrift RL: Unterschrift ZK:

www.mylaps.com
Lizenziert für Camp Company GmbH

DMV Championship Kerpen

Rundenliste

Bambini A

Erfthlandring 1,107 Km

Rennen 1.1.Lauf

04.04.2010 11:45

Rennen (10 Runden) started at 12:27:05

Fahrer	Runden										
	0	1	2	3	4	5	6	7	8	9	10
Marcel Lernerz (8)	1	8	8	8	8	8	8	8	8	6	6
David Beckmann (2)	2	2	6	6	6	6	6	6	8	8	2
Marc Wipprecht (33)	3	33	2	2	2	2	2	2	33	33	2
Toni Wolf (46)	4	46	46	46	46	46	46	46	2	33	21
Leonardo Momcilovic (21)	5	21	99	33	33	33	33	33	2	46	46
Mick Betsch (6)	6	6	33	99	21	21	21	21	21	21	30
Arlind Hoti (19)	7	19	21	21	19	19	19	19	19	19	33
Justin Barth (26)	8	26	19	19	99	30	30	30	30	30	7
Bogdan Petrenko (34)	9	34	34	34	30	99	7	7	7	7	19
Sophia Floersch (99)	10	99	7	30	7	7	15	15	15	15	15
Gianni Janzik (3)	11	3	30	7	34	15	99	17	17	99	99
Cedric Piro (23)	12	23	15	15	15	34	17	99	99	17	5
Yannick Forschner (7)	13	7	18	18	17	17	34	34	34	5	5
Paul Trabitzzsch (18)	14	18	31	17	18	23	5	5	5	26	17
Luca Wollgarten (30)	15	30	17	31	5	18	18	18	26	34	13
Lucas Knepperiges (31)	16	31	5	5	23	5	32	26	18	13	18
Cem Böllükbaşı (15)	17	15	27	23	13	32	26	32	13	18	34
Julius Schäfer (17)	18	17	23	27	32	26	13	13	32	32	24
Kevin Metzner (5)	19	5	32	13	26	13	3	3	24	32	34
Jannes Fittje (12)	20	12	37	32	27	3	24	24	24	3	11
Gillian Lipinski (27)	21	27	13	26	3	24	11	11	11	11	31
Toni Tschentscher (37)	22	37	26	3	24	11	37	37	31	31	37
Cosimo Citignola (24)	23	24	24	24	11	22	22	31	37	37	3
Marc Stegmüller (11)	24	11	11	11	37	37	31	22	22	22	23
Louis Wölflle (32)	25	32	3	22	22	31	23	23	23	23	12
Nick Körner (13)	26	13	22	37	31	12	12	12	12	12	22
Christoph Burger (22)	27	22	12	12	12	27	27	27	27	27	27

Zeitnahmekommissar & Auswertung: Camp Company GmbH

Rennleiter: Rainer Terlutter

Rennsekretär: Christa Fritsche

Uhr Reg-Nr.: 78/2010

Aushang: Unterschrift RL:

Unterschrift ZK: Unterschrift ZK:

Gedruckt: 04.04.2010 13:44:19

Orbits

www.mylaps.com

Lizenziert für Camp Company GmbH



DMV Championship Kerpen

Bambini A


Erftlandring 1,107 Km

Startaufstellung Rennen 8

04.04.2010 15:00

Rennen (10 Runden)

14	27	
	27	
13	12	22
	25	26
12	3	23
	23	24
11	99	37
	21	22
10	11	31
	19	20
9	32	34
	17	18
8	18	24
	15	16
7	17	13
	13	14
6	5	26
	11	12
5	19	15
	9	10
4	33	7
	7	8
3	46	30
	5	6
2	8	21
	3	4
1	6	2
	POLE POSITION 1	2



Zeitnahmekommissar & Auswertung: Camp Company GmbH

Orbits

Rennleiter: Rainer Terlutter Rennsekretär: Christa Fritsche

Aushang: Uhr Reg-Nr.: 78/2010

Unterschrift RL: Unterschrift ZK:

www.mylaps.com

Lizenziert für Camp Company GmbH

Gedruckt: 04.04.2010 13:23:52



DMV Championship Kerpen

Bambini A

Erftlandring 1,107 Km

Rennen 8 2.Lauf

04.04.2010 15:30

Rennen (10 Runden) gestartet um 15:55:28

Pos.	St.Nr.	Name	Fabrikat	Bewerber/Sponsor	Rnd.	Gesamtzeit	Diff.	Ø km/h	Beste Zeit	km/h	Pkt.
1	8	Marcel Lenerz	Jesolo/lame	TR Racing/	10	9:17.567		71,475	55.005	72,452	20
2	2	David Beckmann	Jesolo/lame	TR Racing/	10	9:17.661	0.094	71,463	55.000	72,458	18
3	21	Leonardo Momcilovic	Birel/lame	Schwabe-Motorsport/	10	9:18.802	1.235	71,317	55.416	71,914	15
4	15	Cem Bolükbasi	Gillard/lame	Kartschule Racing Team/	10	9:19.417	1.850	71,238	55.338	72,016	13
5	30	Luca Wollgarten	Tony/lame		10	9:19.871	2.304	71,181	55.371	71,973	12
6	5	Kevin Metzner	Birel/lame	Schwabe Motorsport/	10	9:20.027	2.460	71,161	55.110	72,314	11
7	13	Nick Körner	Birel/lame	Renngemeinschaft Graf Zeppel	10	9:21.683	4.116	70,951	55.152	72,258	10
8	26	Justin Barth	Birell/lame	Ebert Motorsport/	10	9:22.031	4.464	70,907	55.290	72,078	9
9	19	Arlind Hoti	Tony/lame	KSM Racing-Team/	10	9:22.847	5.280	70,804	55.419	71,910	8
10	3	Gianni Janzik	Jesolo/lame	TR Racing/	10	9:22.948	5.381	70,792	55.166	72,240	7
11	6	Mick Betsch	Tony/lame	KSM Racing Team/	10	9:23.382	5.815	70,737	55.457	71,861	6
12	32	Louis Wölfle	Jesolo/lame	Renngemeinschaft Graf Zeppel	10	9:23.511	5.944	70,721	55.108	72,316	5
13	46	Toni Wolf	Birel/lame	Schwabe Motorsport/	10	9:27.288	9.721	70,250	55.011	72,444	4
14	24	Cosimo Citignola	Birel/lame		10	9:27.615	10.048	70,210	55.068	72,369	3
15	11	Marc Stegmüller	Top-Kart/lame	KC Teningen/	10	9:30.388	12.821	69,868	55.931	71,252	2
16	34	Bogdan Petrenko	Top-Kart/lame	FAE Racing/	10	9:32.048	14.481	69,665	55.308	72,055	0
17	12	Jannes Fittje	Tony/lame		10	9:32.232	14.665	69,643	56.226	70,878	1
18	7	Yannick Forscher	Birel/lame	Solgat Motorsport/	10	9:34.584	17.017	69,358	55.805	71,413	1
19	37	Toni Tschentscher	CRG/lame	ADAC Sachsen/	10	9:37.146	19.579	69,050	56.424	70,630	1
20	31	Lucas Knepperger	Tony/lame		10	9:37.521	19.954	69,005	55.270	72,104	1
21	27	Gillian Lipinski	Kosmic/lame		10	9:39.916	22.349	68,720	55.805	71,413	1
22	22	Christoph Burger	CRG/lame	Ernst Motorsport/	10	9:51.093	33.526	67,421	57.726	69,036	1
23	33	Marc Wipprecht	Birel/lame	Schwabe Motorsport/ADAC Pfa	10	9:55.514	37.947	66,920	55.296	72,070	1
24	17	Julius Schäfer	Tony/lame	RBM Official Racing Team/	10	10:03.920	46.353	65,989	56.088	71,053	1
25	99	Sophia Floersch	Birel/lame	Ebert Motorsport/	10	10:07.971	50.404	65,549	55.312	72,049	1
26	18	Paul Trabitzsch	Lenzo/lame	ADAC Sachsen E.V./	6	5:47.473	4 Runden	68,815	55.653	71,608	1
27	23	Cedric Piro	Birel/lame	Schwabe Motorsport/Mini Chall	4	4:03.021	6 Runden	65,594	58.219	68,452	1

Bemerkungen

Ergebnis vorbehaltlich technischer Nachuntersuchung
 Gestartet: 27 Gewertet: 27 nicht Gewertet: 0
 Ergebnis vorläufig wegen laufenden Protest

Vorsprung	Ø km/h	Beste Rundenzeit	km/h	Beste Runde von
0.094	71,475	55.000	72,458	2 - David Beckmann

Zeitnahmekommissar & Auswertung: Camp Company GmbH Orbits

Rennleiter: Rainer Terlutter Rennsekretär: Christa Fritsche

Aushang: Uhr Reg-Nr.: 78/2010

Unterschrift RL: Unterschrift ZK:

www.mylaps.com

Lizensiert für Camp Company GmbH



DMV Championship Kerpen

Bambini A

Erftlandring 1,107 Km

Rennen 8 2.Lauf

04.04.2010 15:30

Rennen (10 Runden) started at 15:55:28

Runde	Rundenzeit	Diff.	Tageszeit
(8) Marcel Lenerz			
1	56.367	+1.362	15:56:25.025
2	56.327	+1.322	15:57:21.352
3	56.649	+1.644	15:58:18.001
4	55.448	+0.443	15:59:13.449
5	55.207	+0.202	16:00:08.656
6	55.005		16:01:03.661
7	55.606	+0.601	16:01:59.267
8	55.466	+0.461	16:02:54.733
9	55.791	+0.786	16:03:50.524
10	55.625	+0.620	16:04:46.149

(2) David Beckmann			
1	56.710	+1.710	15:56:25.331
2	56.079	+1.079	15:57:21.410
3	56.641	+1.641	15:58:18.051
4	55.517	+0.517	15:59:13.568
5	55.203	+0.203	16:00:08.771
6	55.000		16:01:03.771
7	55.576	+0.576	16:01:59.347
8	55.512	+0.512	16:02:54.859
9	55.784	+0.784	16:03:50.643
10	55.600	+0.600	16:04:46.243

(21) Leonardo Momcilovic			
1	56.998	+1.582	15:56:25.705
2	56.307	+0.891	15:57:22.012
3	56.417	+1.001	15:58:18.429
4	55.430	+0.014	15:59:13.859
5	55.631	+0.215	16:00:09.490
6	56.017	+0.601	16:01:05.507
7	55.454	+0.038	16:02:00.961
8	55.416		16:02:56.377
9	55.500	+0.084	16:03:51.877
10	55.507	+0.091	16:04:47.384

(15) Cem Bölükbasi			
1	57.445	+2.107	15:56:27.099
2	56.098	+0.760	15:57:23.197
3	55.832	+0.494	15:58:19.029
4	55.550	+0.212	15:59:14.579
5	55.623	+0.285	16:00:10.202
6	55.597	+0.259	16:01:05.799
7	55.407	+0.069	16:02:01.206
8	55.338		16:02:56.544
9	55.789	+0.451	16:03:52.333
10	55.666	+0.328	16:04:47.999

(30) Luca Wollgarten			
1	57.039	+1.668	15:56:25.828
2	56.374	+1.003	15:57:22.202
3	56.379	+1.008	15:58:18.581
4	55.475	+0.104	15:59:14.056
5	55.661	+0.290	16:00:09.717
6	56.171	+0.800	16:01:05.888
7	55.434	+0.063	16:02:01.322
8	55.371		16:02:56.693
9	56.102	+0.731	16:03:52.795
10	55.658	+0.287	16:04:48.453

(5) Kevin Metzner			
1	58.852	+3.742	15:56:28.394
2	55.110		15:57:23.504
3	55.712	+0.602	15:58:19.216
4	55.959	+0.849	15:59:15.175

5	55.368	+0.258	16:00:10.543
6	55.530	+0.420	16:01:06.073
7	55.347	+0.237	16:02:01.420
8	55.404	+0.294	16:02:56.824
9	56.045	+0.935	16:03:52.869
10	55.740	+0.630	16:04:48.609

(13) Nick Körner			
1	58.854	+3.702	15:56:28.911
2	55.786	+0.634	15:57:24.697
3	55.302	+0.150	15:58:19.999
4	55.850	+0.698	15:59:15.849
5	55.152		16:00:11.001
6	55.683	+0.531	16:01:06.684
7	56.244	+1.092	16:02:02.928
8	55.781	+0.629	16:02:58.709
9	55.342	+0.190	16:03:54.051
10	56.214	+1.062	16:04:50.265

(26) Justin Barth			
1	57.499	+2.209	15:56:27.190
2	55.811	+0.521	15:57:23.001
3	55.749	+0.459	15:58:18.750
4	56.315	+1.025	15:59:15.065
5	55.290		16:00:10.355
6	56.191	+0.901	16:01:06.546
7	55.754	+0.464	16:02:02.300
8	55.801	+0.511	16:02:58.101
9	55.819	+0.529	16:03:53.920
10	56.693	+1.403	16:04:50.613

(19) Arlind Hoti			
1	58.062	+2.643	15:56:27.393
2	55.939	+0.520	15:57:23.332
3	55.811	+0.392	15:58:19.143
4	56.293	+0.874	15:59:15.436
5	55.419		16:00:10.855
6	56.015	+0.596	16:01:06.870
7	55.739	+0.320	16:02:02.609
8	56.969	+1.550	16:02:59.578
9	55.895	+0.476	16:03:55.473
10	55.956	+0.537	16:04:51.429

(3) Gianni Janzik			
1	59.211	+4.045	15:56:30.662
2	56.615	+1.449	15:57:27.277
3	55.270	+0.104	15:58:22.547
4	55.302	+0.136	15:59:17.849
5	55.166		16:00:13.015
6	55.682	+0.516	16:01:08.697
7	55.679	+0.513	16:02:04.376
8	55.470	+0.304	16:02:59.846
9	55.978	+0.812	16:03:55.824
10	55.706	+0.540	16:04:51.530

(6) Mick Betsch			
1	57.048	+1.591	15:56:25.630
2	56.300	+0.843	15:57:21.930
3	56.403	+0.946	15:58:18.333
4	55.457		15:59:13.790
5	55.699	+0.242	16:00:09.489
6	58.818	+3.361	16:01:08.307
7	55.687	+0.230	16:02:03.994
8	55.723	+0.266	16:02:59.717
9	55.805	+0.348	16:03:55.522
10	56.442	+0.985	16:04:51.964

(32) Louis Wölflé			
1	59.967	+4.859	15:56:30.874
2	55.736	+0.628	15:57:26.610
3	55.814	+0.706	15:58:22.424
4	55.345	+0.237	15:59:17.769
5	55.108		16:00:12.877
6	55.525	+0.417	16:01:08.402
7	55.794	+0.686	16:02:04.196
8	55.416	+0.308	16:02:59.612
9	56.059	+0.951	16:03:55.671
10	56.422	+1.314	16:04:52.093

(46) Toni Wolf			
1	1:06.971	+11.960	15:56:35.741
2	55.740	+0.729	15:57:31.481
3	56.837	+1.826	15:58:28.318
4	55.307	+0.296	15:59:23.625
5	55.305	+0.294	16:00:18.930
6	55.210	+0.199	16:01:14.140
7	55.585	+0.574	16:02:09.725
8	55.849	+0.838	16:03:05.574
9	55.285	+0.274	16:04:00.859
10	55.011		16:04:55.870

(24) Cosimo Citignola			
1	59.265	+4.197	15:56:29.405
2	56.888	+1.820	15:57:26.293
3	56.031	+0.963	15:58:22.324
4	57.946	+2.878	15:59:20.270
5	55.740	+0.672	16:00:16.010
6	56.083	+1.015	16:01:12.093
7	55.489	+0.421	16:02:07.582
8	58.295	+3.227	16:03:05.877
9	55.252	+0.184	16:04:01.129
10	55.068		16:04:56.197

(11) Marc Stegmüller			
1	59.493	+3.562	15:56:31.461
2	56.435	+0.504	15:57:27.896
3	55.931		15:58:23.827
4	56.107	+0.176	15:59:19.934
5	56.965	+1.034	16:00:16.899
6	56.472	+0.541	16:01:13.371
7	56.907	+0.976	16:02:10.278
8	56.302	+0.371	16:03:06.580
9	56.005	+0.074	16:04:02.585
10	56.385	+0.454	16:04:58.970


(34) Bogdan Petrenko			
1	1:08.848	+13.540	15:56:39.400
2	55.878	+0.570	15:57:35.278
3	55.756	+0.448	15:58:31.034
4	55.975	+0.667	15:59:27.009
5	55.523	+0.215	16:00:22.532
6	55.545	+0.237	16:01:18.077
7	56.120	+0.812	16:02:14.197
8	55.308		16:03:09.505
9	55.459	+0.151	16:04:04.964
10	55.666	+0.358	16:05:00.630

(12) Jannes Fittje			
1	1:00.266	+4.040	15:56:32.295
2	56.764	+0.538	15:57:29.059
3	56.869	+0.643	15:58:25.928
4	56.385	+0.159	15:59:22.313

Zeitnahmekommissar & Auswertung: Camp Company GmbH Orbits

Rennleiter: Rainer Terlutter Rennsekretär: Christa Fritsche www.mylaps.com

Aushang: Uhr Reg-Nr.: 78/2010 Lizenziert für Camp Company GmbH

Unterschrift RL: Unterschrift ZK:  Seite 1/2

Gedruckt: 04.04.2010 16:07:35



DMV Championship Kerpen

Bambini A

Ertflandring 1,107 Km

Rennen 8 2.Lauf

04.04.2010 15:30

Rennen (10 Runden) started at 15:55:28

Runde	Rundenzeit	Diff.	Tageszeit
5	56.538	+0.312	16:00:18.851
6	56.430	+0.204	16:01:15.281
7	56.495	+0.269	16:02:11.776
8	56.368	+0.142	16:03:08.144
9	56.444	+0.218	16:04:04.588
10	56.226		16:05:00.814

(7) Yannick Forschner

1	1:05.976	+10.171	15:56:35.310
2	56.180	+0.375	15:57:31.490
3	57.274	+1.469	15:58:28.764
4	56.386	+0.581	15:59:25.150
5	55.806	+0.001	16:00:20.956
6	55.805		16:01:16.761
7	58.089	+2.284	16:02:14.850
8	56.076	+0.271	16:03:10.926
9	56.028	+0.223	16:04:06.954
10	56.212	+0.407	16:05:03.166

(37) Toni Tschentscher

1	59.714	+3.290	15:56:31.981
2	56.960	+0.536	15:57:28.941
3	56.801	+0.377	15:58:25.742
4	56.424		15:59:22.166
5	57.116	+0.692	16:00:19.282
6	56.606	+0.182	16:01:15.888
7	59.160	+2.736	16:02:15.048
8	56.953	+0.529	16:03:12.001
9	57.074	+0.650	16:04:09.075
10	56.653	+0.229	16:05:05.728

(31) Lucas Knepperger

1	56.596	+1.326	15:56:42.336
2	57.132	+1.862	15:57:39.468
3	56.243	+0.973	15:58:35.711
4	55.924	+0.654	15:59:31.635
5	55.614	+0.344	16:00:27.249
6	56.178	+0.908	16:01:23.427
7	55.992	+0.722	16:02:19.419
8	55.654	+0.384	16:03:15.073
9	55.760	+0.490	16:04:10.833
10	55.270		16:05:06.103

(27) Gilian Lipinski

1	1:09.870	+14.065	15:56:42.167
2	57.191	+1.386	15:57:39.358
3	56.069	+0.264	15:58:35.427
4	56.540	+0.735	15:59:31.967
5	55.805		16:00:27.772
6	56.193	+0.388	16:01:23.965
7	56.176	+0.371	16:02:20.141
8	56.097	+0.292	16:03:16.238
9	56.139	+0.334	16:04:12.377
10	56.121	+0.316	16:05:08.498

(22) Christoph Burger

1	1:01.374	+3.648	15:56:33.889
2	58.118	+0.392	15:57:32.007
3	57.946	+0.220	15:58:29.953
4	58.014	+0.288	15:59:27.967
5	57.726		16:00:25.693
6	58.682	+0.956	16:01:24.375
7	58.249	+0.523	16:02:22.624
8	59.109	+1.383	16:03:21.733
9	59.737	+2.011	16:04:21.470
10	58.205	+0.479	16:05:19.675

(33) Marc Wipprecht

1	1:34.686	+39.390	15:57:03.591
2	56.202	+0.906	15:57:59.793
3	55.296		15:58:55.089
4	55.449	+0.153	15:59:50.538
5	55.432	+0.136	16:00:45.970
6	55.529	+0.233	16:01:41.499
7	55.853	+0.557	16:02:37.352
8	55.748	+0.452	16:03:33.100
9	55.585	+0.289	16:04:28.685
10	55.411	+0.115	16:05:24.096

(17) Julius Schäfer

1	58.861	+2.773	15:56:28.699
2	57.274	+1.186	15:57:25.973
3	1:03.035	+6.947	15:58:29.008
4	1:24.485	+28.397	15:59:53.493
5	57.383	+1.295	16:00:50.876
6	56.746	+0.658	16:01:47.622
7	56.270	+0.182	16:02:43.892
8	56.266	+0.178	16:03:40.158
9	56.256	+0.168	16:04:36.414
10	56.088		16:05:32.502

(99) Sophia Floersch

1	59.084	+3.772	15:56:30.277
2	56.173	+0.861	15:57:26.450
3	1:41.239	+45.927	15:59:07.689
4	56.411	+1.099	16:00:04.100
5	55.517	+0.205	16:00:59.617
6	55.363	+0.051	16:01:54.980
7	55.535	+0.223	16:02:50.515
8	55.312		16:03:45.827
9	55.358	+0.046	16:04:41.185
10	55.368	+0.056	16:05:36.553

(18) Paul Trabitzsch

1	58.939	+3.286	15:56:29.198
2	56.410	+0.757	15:57:25.608
3	1:02.305	+6.652	15:58:27.913
4	56.771	+1.118	15:59:24.684
5	55.653		16:00:20.337
6	55.718	+0.065	16:01:16.055

(23) Cedric Piro

1	58.725	+0.506	15:56:30.526
2	58.219		15:57:28.745
3	59.371	+1.152	15:58:28.116
4	1:03.487	+5.268	15:59:31.603



DMV Championship Kerpen

Rundenliste

Bambini A

Erftlandring 1,107 Km

Rennen 8 2.Lauf

04.04.2010 15:30

Rennen (10 Runden) started at 15:55:28

Fahrer	Runden											
	0	1	2	3	4	5	6	7	8	9	10	
Mick Betsch (6)	1	6	8	8	8	8	8	8	8	8	8	8
David Beckmann (2)	2	2	2	2	2	2	2	2	2	2	2	2
Marcel Lenerz (8)	3	8	6	6	6	6	21	21	21	21	21	21
Leonardo Momcilovic (21)	4	21	21	21	21	21	15	15	15	15	15	15
Toni Wolf (46)	5	46	30	30	30	30	30	30	30	30	30	30
Luca Wollgarten (30)	6	30	15	26	26	15	15	5	5	5	5	5
Marc Wipprecht (33)	7	33	26	15	15	26	26	26	26	26	26	13
Arbind Hoti (19)	8	19	19	19	19	5	5	13	19	13	13	26
Yannick Forschner (7)	9	7	5	5	5	19	19	19	13	19	19	19
Kevin Metzner (5)	10	5	17	13	13	13	13	6	6	32	6	3
Cem Bölükbasi (15)	11	15	13	18	24	32	32	32	32	6	32	6
Justin Barth (26)	12	26	18	17	32	3	3	3	3	3	3	32
Julius Schäfer (17)	13	17	24	24	3	11	24	24	24	46	46	46
Nick Körner (13)	14	13	99	99	11	24	11	11	46	24	24	24
Cosimo Citignola (24)	15	24	23	32	37	37	12	46	11	11	11	11
Paul Trabitzsch (18)	16	18	3	3	12	12	46	12	12	12	12	34
Bogdan Petrenko (34)	17	34	32	11	18	46	37	37	34	34	34	12
Louis Wölflle (32)	18	32	11	23	23	18	18	18	7	7	7	7
Sophia Floersch (99)	19	99	37	37	46	7	7	7	37	37	37	37
Gianni Janzik (3)	20	3	12	12	7	34	34	34	31	31	31	31
Cedric Piro (23)	21	23	22	46	17	22	22	31	27	27	27	27
Marc Stegmüller (11)	22	11	7	7	22	23	31	27	22	22	22	22
Jannes Fittje (12)	23	12	46	22	34	31	27	22	33	33	33	33
Toni Tschentscher (37)	24	37	34	34	27	27	33	33	17	17	17	17
Gilian Lipinski (27)	25	27	27	27	31	33	17	17	99	99	99	99
Christoph Burger (22)	26	22	31	31	33	17	99	99				
Lucas Kneppergeres (31)	27	31	33	33	99	99						