



# DMV Championship Kerpen

## Nach bester Rundenzeit sortiert

KZ2

Erftlandring 1,107 Km

Freies Training

04.04.2010 09:45

Training started at 9:50:12

Pos.	St.Nr.	Name	Fabrikat	Bewerber/Sponsor	Rnd.	Beste Zeit.	Diff.	km/h	In Rd.
1	2	Pascal Fritzsche	Zanardi/TM	Baier Motor GmbH/	11	43.986		90,602	11
2	4	Alexander Schmitz	M-Tec/TM	M-Tec Racing/	12	44.263	0.277	90,035	12
3	33	Fabrice Bröcker	Tony/Vortex		13	44.355	0.369	89,848	8
4	52	Andreas Dresen	CRG/TM	Kart Shop Ampfing/	12	44.604	0.618	89,346	12
5	6	Tobias Zoll	Maranello/TM	Nees Racing Team/MSC IpF Bopfing	12	44.635	0.649	89,284	7
6	51	Wolfgang- Tobias Albrecht	Energy/TM	Jedi Racing Team/	12	44.666	0.680	89,222	11
7	5	Klaus Geilhausen	M-Tec/TM	M-Tec Racing/	12	44.710	0.724	89,134	12
8	32	Patrick Kreutz	Intrepid/TM	AK-Racing/	12	44.731	0.745	89,093	11
9	47	Niels J. Kirpal	Tony/Vortex	Tony Kart CZ/	13	44.747	0.761	89,061	11
10	9	Yvonne Buise	Tony/Maxter		11	44.758	0.772	89,039	10
11	11	Michele Di Martino	Energy/TM	Jedi Racing Team/	11	44.773	0.787	89,009	10
12	8	Kevin Illgen	CRG/Maxter	Team DMV/	11	44.819	0.833	88,918	11
13	38	Christian Eisenbeis	CRG/Maxter		13	44.825	0.839	88,906	12
14	41	Marc Wagner	Energy/TM		12	44.835	0.849	88,886	10
15	34	Christoph Ernst	CRG/TM	Ernst Motorsport/	12	44.925	0.939	88,708	9
16	29	Kevin Hamann	Haase/TM	DMV Team TOM- TECH/	12	44.975	0.989	88,609	11
17	20	David Böhrke	Haase/Pavesi	DMV Team TOM-TECH/	10	45.034	1.048	88,493	9
18	30	Sebastian Uber	Birel/TM	Solgat Motorsport/	12	45.034	1.048	88,493	10
19	28	Gerard Philipe Eckhardt	Birel/TM		10	45.107	1.121	88,350	9
20	25	Thomas Schumacher	CRG/Maxter		11	45.153	1.167	88,260	9
21	16	Simon Brylla	CRG/Maxter		10	45.168	1.182	88,231	8
22	24	Andre Stephan	Birel/TM	Solgat Motorsport/	11	45.234	1.248	88,102	8
23	12	Andres Ferraz-Leite	Tony/TM	WST Kart/	13	45.261	1.275	88,049	12
24	23	Alexander Voll	M-Tec/TM	M-Tec Racing/	12	45.280	1.294	88,012	11
25	53	Christian Wangard	Tony/Vortex		11	45.835	1.849	86,947	8
26	15	Hans Götz	FA/TM	Valier-Racing/	5	46.337	2.351	86,005	4
27	27	Franz Maintz	Birel/TM	Motor-Club-Köln (MCK)/	8	49.152	5.166	81,079	5
28	43	Dawid Gawin	CRG/Vortex		1	1:13.268	29.282	54,392	1
29	48	Christian Becker	Tony/Vortex					-	0

### Bemerkungen

Ergebnis vorbehaltlich technischer Nachuntersuchung

Zeitnahmekommissar & Auswertung: Camp Company GmbH

Orbits

Rennleiter: Rainer Terlutter Rennsekretär: Christa Fritzsche

Aushang: Uhr Reg-Nr.: 78/2010

Unterschrift RL: Unterschrift ZK:

www.mylaps.com

Lizenziert für Camp Company GmbH

Gedruckt: 04.04.2010 10:23:23



# DMV Championship Kerpen

KZ2

Freies Training

Training started at 9:50:12

Erftlandring 1,107 Km

04.04.2010 09:45

Runde	Rundenzeit	Diff.	Tageszeit
(2) Pascal Fritzsche			
1	1:05.711	+21.725	9:51:39.286
2	54.963	+10.977	9:52:34.249
3	49.248	+5.262	9:53:23.497
4	45.937	+1.951	9:54:09.434
5	46.850	+2.864	9:54:56.284
6	44.907	+0.921	9:55:41.191
7	48.036	+4.050	9:56:29.227
8	44.781	+0.795	9:57:14.008
9	44.313	+0.327	9:57:58.321
10	44.511	+0.525	9:58:42.832
11	<b>43.986</b>		9:59:26.818

(4) Alexander Schmitz			
1	1:04.350	+20.087	9:51:33.309
2	55.281	+11.018	9:52:28.590
3	48.954	+4.691	9:53:17.544
4	47.578	+3.315	9:54:05.122
5	45.228	+0.965	9:54:50.350
6	44.693	+0.430	9:55:35.043
7	45.124	+0.861	9:56:20.167
8	44.581	+0.318	9:57:04.748
9	44.936	+0.673	9:57:49.684
10	44.671	+0.408	9:58:34.355
11	44.368	+0.105	9:59:18.723
12	<b>44.263</b>		10:00:02.986

(33) Fabrice Bröcker			
1	1:05.175	+20.820	9:51:31.860
2	52.378	+8.023	9:52:24.238
3	49.341	+4.986	9:53:13.579
4	47.654	+3.299	9:54:01.233
5	45.182	+0.827	9:54:46.415
6	44.751	+0.396	9:55:31.166
7	44.845	+0.490	9:56:16.011
8	<b>44.355</b>		9:57:00.366
9	44.385	+0.030	9:57:44.751
10	45.088	+0.733	9:58:29.839
11	44.811	+0.456	9:59:14.650
12	44.497	+0.142	9:59:59.147
13	44.564	+0.209	10:00:43.711

(52) Andreas Dresen			
1	58.550	+13.946	9:51:24.257
2	48.720	+4.116	9:52:12.977
3	46.675	+2.071	9:52:59.652
4	45.828	+1.224	9:53:45.480
5	45.275	+0.671	9:54:30.755
6	45.008	+0.404	9:55:15.763
7	44.789	+0.185	9:56:00.552
8	46.151	+1.547	9:56:46.703
9	45.273	+0.669	9:57:31.976
10	44.748	+0.144	9:58:16.724
11	44.669	+0.065	9:59:01.393
12	<b>44.604</b>		9:59:45.997

(6) Tobias Zoll			
1	1:04.165	+19.530	9:51:32.042
2	50.231	+5.596	9:52:22.273
3	47.396	+2.761	9:53:09.669
4	45.700	+1.065	9:53:55.369
5	45.625	+0.990	9:54:40.994
6	45.153	+0.518	9:55:26.147
7	<b>44.635</b>		9:56:10.782
8	1:29.809	+45.174	9:57:40.591

Runde	Rundenzeit	Diff.	Tageszeit
9	46.574	+1.939	9:58:27.165
10	44.925	+0.290	9:59:12.090
11	44.700	+0.065	9:59:56.790
12	44.757	+0.122	10:00:41.547

(51) Wolfgang- Tobias Albrecht			
1	1:04.242	+19.576	9:51:23.856
2	54.444	+9.778	9:52:18.300
3	47.966	+3.300	9:53:06.266
4	46.399	+1.733	9:53:52.665
5	45.575	+0.909	9:54:38.240
6	45.243	+0.577	9:55:23.483
7	44.994	+0.328	9:56:08.477
8	44.707	+0.041	9:56:53.184
9	46.337	+1.671	9:57:39.521
10	44.962	+0.296	9:58:24.483
11	<b>44.666</b>		9:59:09.149
12	44.895	+0.229	9:59:54.044

(5) Klaus Geilhausen			
1	1:05.006	+20.296	9:51:50.138
2	57.520	+12.810	9:52:47.658
3	50.964	+6.254	9:53:38.622
4	49.014	+4.304	9:54:27.636
5	46.661	+1.951	9:55:14.297
6	45.844	+1.134	9:56:00.141
7	46.497	+1.787	9:56:46.638
8	45.834	+1.124	9:57:32.472
9	44.798	+0.088	9:58:17.270
10	45.175	+0.465	9:59:02.445
11	44.759	+0.049	9:59:47.204
12	<b>44.710</b>		10:00:31.914

(32) Patrick Kreutz			
1	1:07.501	+22.770	9:51:32.740
2	55.533	+10.802	9:52:28.273
3	49.562	+4.831	9:53:17.835
4	47.405	+2.674	9:54:05.240
5	46.066	+1.335	9:54:51.306
6	45.315	+0.584	9:55:36.621
7	47.461	+2.730	9:56:24.082
8	45.056	+0.325	9:57:09.138
9	44.848	+0.117	9:57:53.986
10	45.037	+0.306	9:58:39.023
11	<b>44.731</b>		9:59:23.754
12	48.030	+3.299	10:00:11.784

(47) Niels J. Kirpal			
1	1:01.630	+16.883	9:51:24.658
2	51.689	+6.942	9:52:16.347
3	47.061	+2.314	9:53:03.408
4	45.972	+1.225	9:53:49.380
5	45.661	+0.914	9:54:35.041
6	45.514	+0.767	9:55:20.555
7	45.313	+0.566	9:56:05.868
8	45.398	+0.651	9:56:51.266
9	45.622	+0.875	9:57:36.888
10	44.948	+0.201	9:58:21.836
11	<b>44.747</b>		9:59:06.583
12	46.206	+1.459	9:59:52.789
13	45.301	+0.554	10:00:38.090

(9) Yvonne Buise			
1	1:05.568	+20.810	9:52:31.696
2	48.097	+3.339	9:53:19.793
3	47.606	+2.848	9:54:07.399

Runde	Rundenzeit	Diff.	Tageszeit
4	45.827	+1.069	9:54:53.226
5	45.217	+0.459	9:55:38.443
6	44.807	+0.049	9:56:23.250
7	44.803	+0.045	9:57:08.053
8	45.604	+0.846	9:57:53.657
9	45.002	+0.244	9:58:38.659
10	<b>44.758</b>		9:59:23.417
11	44.948	+0.190	10:00:08.365

(11) Michele Di Martino			
1	1:10.637	+25.864	9:52:18.216
2	55.090	+10.317	9:53:13.306
3	55.778	+11.005	9:54:09.084
4	47.737	+2.964	9:54:56.821
5	46.040	+1.267	9:55:42.861
6	45.774	+1.001	9:56:28.635
7	45.232	+0.459	9:57:13.867
8	45.021	+0.248	9:57:58.888
9	45.035	+0.262	9:58:43.923
10	<b>44.773</b>		9:59:28.696
11	44.924	+0.151	10:00:13.620

(8) Kevin Illgen			
1	1:07.446	+22.627	9:51:31.524
2	1:01.486	+16.667	9:52:33.010
3	55.034	+10.215	9:53:28.044
4	50.751	+5.932	9:54:18.795
5	47.231	+2.412	9:55:06.026
6	46.656	+1.837	9:55:52.682
7	45.481	+0.662	9:56:38.163
8	45.501	+0.682	9:57:23.664
9	45.347	+0.528	9:58:09.011
10	45.002	+0.183	9:58:54.013
11	<b>44.819</b>		9:59:38.832

(38) Christian Eisenbeis			
1	1:04.756	+19.931	9:51:32.069
2	52.673	+7.848	9:52:24.742
3	49.316	+4.491	9:53:14.058
4	47.917	+3.092	9:54:01.975
5	46.386	+1.561	9:54:48.361
6	45.424	+0.599	9:55:33.785
7	47.250	+2.425	9:56:21.035
8	45.006	+0.181	9:57:06.041
9	45.471	+0.646	9:57:51.512
10	45.116	+0.291	9:58:36.628
11	44.920	+0.095	9:59:21.548
12	<b>44.825</b>		10:00:06.373
13	45.322	+0.497	10:00:51.695

(41) Marc Wagner			
1	1:00.246	+15.411	9:52:19.876
2	55.046	+10.211	9:53:14.922
3	48.169	+3.334	9:54:03.091
4	45.542	+0.707	9:54:48.633
5	45.485	+0.650	9:55:34.118
6	45.937	+1.102	9:56:20.055
7	45.560	+0.725	9:57:05.615
8	45.157	+0.322	9:57:50.772
9	45.405	+0.570	9:58:36.177
10	<b>44.835</b>		9:59:21.012
11	44.966	+0.131	10:00:05.978
12	45.129	+0.294	10:00:51.107

(34) Christoph Ernst			
1	1:03.693	+18.768	9:51:40.628

Zeitnahmekommissar & Auswertung: Camp Company GmbH

Orbits

Rennleiter: Rainer Terlutter Rennsekretär: Christa Fritsche

Aushang: Uhr Reg-Nr.: 78/2010

Unterschrift RL: Unterschrift ZK:

www.mylaps.com

Lizenziert für Camp Company GmbH



# DMV Championship Kerpen

KZ2

Erftlandring 1,107 Km

Freies Training

04.04.2010 09:45

Training started at 9:50:12

Runde	Rundenzeit	Diff.	Tageszeit
2	59.017	+14.092	9:52:39.645
3	49.212	+4.287	9:53:28.857
4	47.199	+2.274	9:54:16.056
5	45.789	+0.864	9:55:01.845
6	45.459	+0.534	9:55:47.304
7	45.599	+0.674	9:56:32.903
8	44.989	+0.064	9:57:17.892
9	<b>44.925</b>		9:58:02.817
10	45.208	+0.283	9:58:48.025
11	45.262	+0.337	9:59:33.287
12	45.057	+0.132	10:00:18.344

(29) Kevin Hamann			
1	1:04.922	+19.947	9:51:44.773
2	51.267	+6.292	9:52:36.040
3	47.917	+2.942	9:53:23.957
4	46.948	+1.973	9:54:10.905
5	46.713	+1.738	9:54:57.618
6	47.729	+2.754	9:55:45.347
7	45.764	+0.789	9:56:31.111
8	45.698	+0.723	9:57:16.809
9	45.149	+0.174	9:58:01.958
10	45.244	+0.269	9:58:47.202
11	<b>44.975</b>		9:59:32.177
12	45.377	+0.402	10:00:17.554

(20) David Böhre			
1	1:04.905	+19.871	9:51:43.508
2	50.847	+5.813	9:52:34.355
3	48.369	+3.335	9:53:22.724
4	46.434	+1.400	9:54:09.158
5	46.307	+1.273	9:54:55.465
6	1:25.587	+40.553	9:56:21.052
7	46.167	+1.133	9:57:07.219
8	45.254	+0.220	9:57:52.473
9	<b>45.034</b>		9:58:37.507
10	45.108	+0.074	9:59:22.615

(30) Sebastian Uber			
1	1:12.781	+27.747	9:51:47.486
2	55.461	+10.427	9:52:42.947
3	54.191	+9.157	9:53:37.138
4	50.995	+5.961	9:54:28.133
5	48.832	+3.798	9:55:16.965
6	46.128	+1.094	9:56:03.093
7	45.656	+0.622	9:56:48.749
8	47.076	+2.042	9:57:35.825
9	45.286	+0.252	9:58:21.111
10	<b>45.034</b>		9:59:06.145
11	47.316	+2.282	9:59:53.461
12	45.606	+0.572	10:00:39.067

(28) Gerard Philippe Eckhardt			
1	1:09.076	+23.969	9:51:44.604
2	54.510	+9.403	9:52:39.114
3	49.416	+4.309	9:53:28.530
4	46.754	+1.647	9:54:15.284
5	45.715	+0.608	9:55:00.999
6	45.551	+0.444	9:55:46.550
7	45.588	+0.481	9:56:32.138
8	45.219	+0.112	9:57:17.357
9	<b>45.107</b>		9:58:02.464
10	45.265	+0.158	9:58:47.729

(25) Thomas Schumacher			
1	1:02.769	+17.616	9:51:52.101

Runde	Rundenzeit	Diff.	Tageszeit
2	51.841	+6.688	9:52:43.942
3	47.572	+2.419	9:53:31.514
4	46.468	+1.315	9:54:17.982
5	45.759	+0.606	9:55:03.741
6	45.727	+0.574	9:55:49.468
7	45.735	+0.582	9:56:35.203
8	45.378	+0.225	9:57:20.581
9	<b>45.153</b>		9:58:05.734
10	1:49.144	+1:03.991	9:59:54.878
11	50.486	+5.333	10:00:45.364

(16) Simon Brylla			
1	1:07.036	+21.868	9:53:34.396
2	51.299	+6.131	9:54:25.695
3	48.085	+2.917	9:55:13.780
4	48.490	+3.322	9:56:02.270
5	45.708	+0.540	9:56:47.978
6	47.116	+1.948	9:57:35.094
7	45.277	+0.109	9:58:20.371
8	<b>45.168</b>		9:59:05.539
9	46.950	+1.782	9:59:52.489
10	46.069	+0.901	10:00:38.558

(24) Andre Stephan			
1	1:10.719	+25.485	9:52:03.727
2	1:06.772	+21.538	9:53:10.499
3	54.522	+9.288	9:54:05.021
4	49.128	+3.894	9:54:54.149
5	45.995	+0.761	9:55:40.144
6	46.108	+0.874	9:56:26.252
7	46.132	+0.898	9:57:12.384
8	<b>45.234</b>		9:57:57.618
9	47.728	+2.494	9:58:45.346
10	46.018	+0.784	9:59:31.364
11	47.863	+2.629	10:00:19.227

(12) Andres Ferraz-Leite			
1	1:03.958	+18.697	9:51:24.287
2	54.671	+9.410	9:52:18.958
3	49.802	+4.541	9:53:08.760
4	46.520	+1.259	9:53:55.280
5	46.592	+1.331	9:54:41.872
6	46.158	+0.897	9:55:28.030
7	45.645	+0.384	9:56:13.675
8	45.407	+0.146	9:56:59.082
9	45.277	+0.016	9:57:44.359
10	45.283	+0.022	9:58:29.642
11	45.858	+0.597	9:59:15.500
12	<b>45.261</b>		10:00:00.761
13	46.666	+1.405	10:00:47.427

(23) Alexander Voll			
1	1:03.890	+18.610	9:51:32.337
2	52.067	+6.787	9:52:24.404
3	49.356	+4.076	9:53:13.760
4	47.855	+2.575	9:54:01.615
5	45.774	+0.494	9:54:47.389
6	45.746	+0.466	9:55:33.135
7	45.539	+0.259	9:56:18.674
8	45.531	+0.251	9:57:04.205
9	46.194	+0.914	9:57:50.399
10	46.666	+1.386	9:58:37.065
11	<b>45.280</b>		9:59:22.345
12	46.168	+0.888	10:00:08.513

(53) Christian Wangard			
------------------------	--	--	--

Runde	Rundenzeit	Diff.	Tageszeit
1	1:03.173	+17.338	9:51:22.312
2	57.103	+11.268	9:52:19.415
3	49.881	+4.046	9:53:09.296
4	47.760	+1.925	9:53:57.056
5	47.485	+1.650	9:54:44.541
6	46.277	+0.442	9:55:30.818
7	51.159	+5.324	9:56:21.977
8	<b>45.835</b>		9:57:07.812
9	48.379	+2.544	9:57:56.191
10	2:10.229	+1:24.394	10:00:06.420
11	47.390	+1.555	10:00:53.810

(15) Hans Götz			
1	1:04.204	+17.867	9:51:24.855
2	53.743	+7.406	9:52:18.598
3	48.446	+2.109	9:53:07.044
4	<b>46.337</b>		9:53:53.381
5	46.569	+0.232	9:54:39.950

(27) Franz Maintz			
1	1:03.849	+14.697	9:51:33.422
2	54.174	+5.022	9:52:27.596
3	49.860	+0.708	9:53:17.456
4	49.822	+0.670	9:54:07.278
5	<b>49.152</b>		9:54:56.430
6	49.752	+0.600	9:55:46.182
7	2:26.598	+1:37.446	9:58:12.780
8	49.990	+0.838	9:59:02.770

(43) Dawid Gawin			
1	<b>1:13.268</b>		9:51:36.179



# DMV Championship Kerpen

## Nach bester Rundenzeit sortiert

KZ2

Erftlandring 1,107 Km

Zeittraining

04.04.2010 11:30

Qualifikation started at 12:04:27

Pos.	St.Nr.	Name	Fabrikat	Bewerber/Sponsor	Rnd.	Beste Zeit.	Diff.	km/h	In Rd.
1	5	Klaus Geilhausen	M-Tec/TM	M-Tec Racing/	10	55.047		72,396	10
2	20	David Böhrke	Haase/Pavesi	DMV Team TOM-TECH/	8	55.375	0.328	71,967	8
3	41	Marc Wagner	Energy/TM		9	55.412	0.365	71,919	9
4	33	Fabrice Bröcker	Tony/Vortex		7	55.543	0.496	71,750	7
5	53	Christian Wangard	Tony/Vortex		10	55.635	0.588	71,631	10
6	11	Michele Di Martino	Energy/TM	Jedi Racing Team/	8	55.697	0.650	71,551	8
7	4	Alexander Schmitz	M-Tec/TM	M-Tec Racing/	10	55.734	0.687	71,504	10
8	52	Andreas Dresen	CRG/TM	Kart Shop Ampfing/	10	55.898	0.851	71,294	10
9	23	Alexander Voll	M-Tec/TM	M-Tec Racing/	10	55.999	0.952	71,166	9
10	2	Pascal Fritzsche	Zanardi/TM	Baier Motor GmbH/	10	56.055	1.008	71,094	9
11	8	Kevin Illgen	CRG/Maxter	Team DMV/	11	56.091	1.044	71,049	11
12	51	Wolfgang- Tobias Albrecht	Energy/TM	Jedi Racing Team/	9	56.156	1.109	70,967	9
13	47	Niels J. Kirpal	Tony/Vortex	Tony Kart CZ/	10	56.183	1.136	70,932	9
14	9	Yvonne Buise	Tony/Maxter		9	56.204	1.157	70,906	9
15	48	Christian Becker	Tony/Vortex		8	56.409	1.362	70,648	7
16	32	Patrick Kreutz	Intrepid/TM	AK-Racing/	10	56.471	1.424	70,571	10
17	34	Christoph Ernst	CRG/TM	Ernst Motorsport/	7	56.804	1.757	70,157	7
18	38	Christian Eisenbeis	CRG/Maxter		10	56.897	1.850	70,042	10
19	25	Thomas Schumacher	CRG/Maxter		8	57.065	2.018	69,836	8
20	27	Franz Maintz	Birel/TM	Motor-Club-Köln (MCK)/	10	57.272	2.225	69,584	10
21	29	Kevin Hamann	Haase/TM	DMV Team TOM- TECH/	9	57.369	2.322	69,466	9
22	12	Andres Ferraz-Leite	Tony/TM	WST Kart/	10	57.480	2.433	69,332	10
23	24	Andre Stephan	Birel/TM	Solgat Motorsport/	9	57.952	2.905	68,767	6
24	15	Hans Götz	FA/TM	Valier-Racing/	10	58.971	3.924	67,579	10
25	16	Simon Brylla	CRG/Maxter		9	59.125	4.078	67,403	7
26	30	Sebastian Uber	Birel/TM	Solgat Motorsport/	8	59.234	4.187	67,279	8
27	28	Gerard Philipe Eckhardt	Birel/TM		8	1:11.219	16.172	55,957	8
28	6	Tobias Zoll	Maranello/TM	Nees Racing Team/MSC IpF Bopfinger	2	1:21.763	26.716	48,741	2
29	43	Dawid Gawin	CRG/Vortex		1	1:27.163	32.116	45,721	1
Nicht Klassifiziert									
DQ	26	Luca De Boer	DR/TM		4	1:02.387		63,879	3

### Bemerkungen

Ergebnis vorbehaltlich technischer Nachuntersuchung  
Start-Nr.: 43 Startverbot ( Sportkommissarentscheidung)  
Start-Nr.: 26 Wertungsverlust(Sportkommissarentscheidung)





# DMV Championship Kerpen

KZ2

Zeittraining

Erftlandring 1,107 Km

04.04.2010 11:30

Qualifikation started at 12:04:27

Runde	Rundenzeit	Diff.	Tageszeit
(5) Klaus Geilhausen			
1	1:05.491	+10.444	12:05:43.151
2	1:03.091	+8.044	12:06:46.242
3	57.916	+2.869	12:07:44.158
4	58.399	+3.352	12:08:42.557
5	57.587	+2.540	12:09:40.144
6	56.286	+1.239	12:10:36.430
7	56.639	+1.592	12:11:33.069
8	56.544	+1.497	12:12:29.613
9	55.378	+0.331	12:13:24.991
10	<b>55.047</b>		12:14:20.038

(20) David Böhreke			
1	1:08.876	+13.501	12:07:56.282
2	1:00.267	+4.892	12:08:56.549
3	1:00.720	+5.345	12:09:57.269
4	57.937	+2.562	12:10:55.206
5	57.633	+2.258	12:11:52.839
6	57.047	+1.672	12:12:49.886
7	55.532	+0.157	12:13:45.418
8	<b>55.375</b>		12:14:40.793

(41) Marc Wagner			
1	1:04.719	+9.307	12:07:25.962
2	59.230	+3.818	12:08:25.192
3	59.784	+4.372	12:09:24.976
4	57.875	+2.463	12:10:22.851
5	59.695	+4.283	12:11:22.546
6	57.725	+2.313	12:12:20.271
7	56.190	+0.778	12:13:16.461
8	1:01.968	+6.556	12:14:18.429
9	<b>55.412</b>		12:15:13.841

(33) Fabrice Bröcker			
1	1:09.680	+14.137	12:08:56.096
2	1:01.712	+6.169	12:09:57.808
3	58.780	+3.237	12:10:56.588
4	57.210	+1.667	12:11:53.798
5	57.021	+1.478	12:12:50.819
6	56.058	+0.515	12:13:46.877
7	<b>55.543</b>		12:14:42.420

(53) Christian Wangard			
1	1:07.332	+11.697	12:06:18.481
2	59.407	+3.772	12:07:17.888
3	58.109	+2.474	12:08:15.997
4	1:11.925	+16.290	12:09:27.922
5	57.155	+1.520	12:10:25.077
6	56.894	+1.259	12:11:21.971
7	57.648	+2.013	12:12:19.619
8	56.352	+0.717	12:13:15.971
9	1:01.934	+6.299	12:14:17.905
10	<b>55.635</b>		12:15:13.540

(11) Michele Di Martino			
1	1:09.917	+14.220	12:07:38.003
2	1:02.856	+7.159	12:08:40.859
3	1:00.091	+4.394	12:09:40.950
4	58.535	+2.838	12:10:39.485
5	57.625	+1.928	12:11:37.110
6	57.808	+2.111	12:12:34.918
7	56.748	+1.051	12:13:31.666
8	<b>55.697</b>		12:14:27.363

(4) Alexander Schmitz			
-----------------------	--	--	--

Runde	Rundenzeit	Diff.	Tageszeit
1	1:07.050	+11.316	12:05:52.339
2	1:02.000	+6.266	12:06:54.339
3	1:00.002	+4.268	12:07:54.341
4	59.845	+4.111	12:08:54.186
5	58.773	+3.039	12:09:52.959
6	57.173	+1.439	12:10:50.132
7	56.885	+1.151	12:11:47.017
8	56.757	+1.023	12:12:43.774
9	55.828	+0.094	12:13:39.602
10	<b>55.734</b>		12:14:35.336

(52) Andreas Dresen			
1	1:03.380	+7.482	12:06:06.861
2	58.947	+3.049	12:07:05.808
3	57.755	+1.857	12:08:03.563
4	57.378	+1.480	12:09:00.941
5	1:04.351	+8.453	12:10:05.292
6	56.215	+0.317	12:11:01.507
7	56.235	+0.337	12:11:57.742
8	1:05.758	+9.860	12:13:03.500
9	56.424	+0.526	12:13:59.924
10	<b>55.898</b>		12:14:55.822

(23) Alexander Voll			
1	1:07.668	+11.669	12:05:54.787
2	1:02.730	+6.731	12:06:57.517
3	59.831	+3.832	12:07:57.348
4	58.586	+2.587	12:08:55.934
5	58.586	+2.587	12:09:54.520
6	57.802	+1.803	12:10:52.322
7	58.176	+2.177	12:11:50.498
8	57.059	+1.060	12:12:47.557
9	<b>55.999</b>		12:13:43.556
10	56.253	+0.254	12:14:39.809

(2) Pascal Fritzsche			
1	1:03.294	+7.239	12:05:45.863
2	58.456	+2.401	12:06:44.319
3	57.512	+1.457	12:07:41.831
4	58.713	+2.658	12:08:40.544
5	57.534	+1.479	12:09:38.078
6	56.641	+0.586	12:10:34.719
7	56.463	+0.408	12:11:31.182
8	56.481	+0.426	12:12:27.663
9	<b>56.055</b>		12:13:23.718
10	57.652	+1.597	12:14:21.370

(8) Kevin Illgen			
1	1:01.881	+5.790	12:05:36.512
2	57.416	+1.325	12:06:33.928
3	57.765	+1.674	12:07:31.693
4	1:01.780	+5.689	12:08:33.473
5	57.112	+1.021	12:09:30.585
6	57.544	+1.453	12:10:28.129
7	56.798	+0.707	12:11:24.927
8	56.802	+0.711	12:12:21.729
9	56.250	+0.159	12:13:17.979
10	56.269	+0.178	12:14:14.248
11	<b>56.091</b>		12:15:10.339

(51) Wolfgang- Tobias Albrecht			
1	1:10.913	+14.757	12:06:52.238
2	1:19.654	+23.498	12:08:11.892
3	1:01.423	+5.267	12:09:13.315
4	1:00.580	+4.424	12:10:13.895
5	1:04.871	+8.715	12:11:18.766

Runde	Rundenzeit	Diff.	Tageszeit
6	1:07.223	+11.067	12:12:25.989
7	57.378	+1.222	12:13:23.367
8	56.351	+0.195	12:14:19.718
9	<b>56.156</b>		12:15:15.874

(47) Niels J. Kirpal			
1	1:05.085	+8.902	12:05:48.973
2	1:00.828	+4.645	12:06:49.801
3	59.254	+3.071	12:07:49.055
4	59.228	+3.045	12:08:48.283
5	57.688	+1.505	12:09:45.971
6	57.847	+1.664	12:10:43.818
7	57.183	+1.000	12:11:41.001
8	56.963	+0.780	12:12:37.964
9	<b>56.183</b>		12:13:34.147
10	56.436	+0.253	12:14:30.583

(9) Yvonne Buise			
1	1:17.500	+21.296	12:06:58.075
2	1:05.733	+9.529	12:08:03.808
3	59.320	+3.116	12:09:03.128
4	1:03.744	+7.540	12:10:06.872
5	57.495	+1.291	12:11:04.367
6	57.826	+1.622	12:12:02.193
7	56.755	+0.551	12:12:58.948
8	56.217	+0.013	12:13:55.165
9	<b>56.204</b>		12:14:51.369

(48) Christian Becker			
1	1:09.283	+12.874	12:07:10.845
2	1:00.897	+4.488	12:08:11.742
3	1:01.984	+5.575	12:09:13.726
4	59.058	+2.649	12:10:12.784
5	1:02.583	+6.174	12:11:15.367
6	1:01.002	+4.593	12:12:16.369
7	<b>56.409</b>		12:13:12.778
8	59.938	+3.529	12:14:12.716

(32) Patrick Kreutz			
1	1:09.459	+12.988	12:05:53.843
2	1:02.777	+6.306	12:06:56.620
3	1:01.121	+4.650	12:07:57.741
4	59.287	+2.816	12:08:57.028
5	1:04.278	+7.807	12:10:01.306
6	58.312	+1.841	12:10:59.618
7	57.131	+0.660	12:11:56.749
8	58.778	+2.307	12:12:55.527
9	1:01.652	+5.181	12:13:57.179
10	<b>56.471</b>		12:14:53.650

(34) Christoph Ernst			
1	1:05.474	+8.670	12:08:16.236
2	1:02.368	+5.564	12:09:18.604
3	1:00.004	+3.200	12:10:18.608
4	58.814	+2.010	12:11:17.422
5	1:00.694	+3.890	12:12:18.116
6	57.136	+0.332	12:13:15.252
7	<b>56.804</b>		12:14:12.056

(38) Christian Eisenbeis			
1	1:09.341	+12.444	12:05:55.837
2	1:02.897	+6.000	12:06:58.734
3	1:01.039	+4.142	12:07:59.773
4	1:00.212	+3.315	12:08:59.985
5	59.718	+2.821	12:09:59.703
6	58.683	+1.786	12:10:58.386

Zeitnahmekommissar & Auswertung: Camp Company GmbH

Orbits

Rennleiter: Rainer Terlutter Rennsekretär: Christa Fritzsche

Aushang: Uhr Reg-Nr.: 78/2010

Unterschrift RL: Unterschrift ZK:

www.mylaps.com

Lizenziert für Camp Company GmbH



Qualifikation started at 12:04:27

Runde	Rundenzeit	Diff.	Tageszeit
7	58.085	+1.188	12:11:56.471
8	58.312	+1.415	12:12:54.783
9	57.086	+0.189	12:13:51.869
10	<b>56.897</b>		12:14:48.766

(25) Thomas Schumacher

1	1:12.524	+15.459	12:07:39.764
2	1:03.140	+6.075	12:08:42.904
3	1:00.422	+3.357	12:09:43.326
4	59.528	+2.463	12:10:42.854
5	59.233	+2.168	12:11:42.087
6	57.506	+0.441	12:12:39.593
7	57.131	+0.066	12:13:36.724
8	<b>57.065</b>		12:14:33.789

(27) Franz Maintz

1	1:08.789	+11.517	12:05:56.528
2	1:00.445	+3.173	12:06:56.973
3	59.187	+1.915	12:07:56.160
4	58.447	+1.175	12:08:54.607
5	1:01.522	+4.250	12:09:56.129
6	58.902	+1.630	12:10:55.031
7	57.735	+0.463	12:11:52.766
8	1:03.694	+6.422	12:12:56.460
9	1:06.594	+9.322	12:14:03.054
10	<b>57.272</b>		12:15:00.326

(29) Kevin Hamann

1	1:08.693	+11.324	12:06:40.563
2	1:02.228	+4.859	12:07:42.791
3	1:01.380	+4.011	12:08:44.171
4	1:01.722	+4.353	12:09:45.893
5	1:00.719	+3.350	12:10:46.612
6	59.240	+1.871	12:11:45.852
7	58.827	+1.458	12:12:44.679
8	58.448	+1.079	12:13:43.127
9	<b>57.369</b>		12:14:40.496

(12) Andres Ferraz-Leite

1	1:10.237	+12.757	12:05:58.819
2	1:09.034	+11.554	12:07:07.853
3	1:02.325	+4.845	12:08:10.178
4	1:01.358	+3.878	12:09:11.536
5	1:00.089	+2.609	12:10:11.625
6	1:00.376	+2.896	12:11:12.001
7	59.787	+2.307	12:12:11.788
8	58.815	+1.335	12:13:10.603
9	58.100	+0.620	12:14:08.703
10	<b>57.480</b>		12:15:06.183

(24) Andre Stephan

1	1:10.968	+13.016	12:07:10.612
2	1:02.731	+4.779	12:08:13.343
3	1:02.521	+4.569	12:09:15.864
4	1:00.320	+2.368	12:10:16.184
5	58.458	+0.506	12:11:14.642
6	<b>57.952</b>		12:12:12.594
7	58.787	+0.835	12:13:11.381
8	59.795	+1.843	12:14:11.176
9	59.297	+1.345	12:15:10.473

(15) Hans Götz

1	1:07.213	+8.242	12:06:07.035
2	1:02.699	+3.728	12:07:09.734
3	1:01.601	+2.630	12:08:11.335
4	1:00.824	+1.853	12:09:12.159

Runde	Rundenzeit	Diff.	Tageszeit
5	59.887	+0.916	12:10:12.046
6	1:00.456	+1.485	12:11:12.502
7	59.672	+0.701	12:12:12.174
8	59.173	+0.202	12:13:11.347
9	59.151	+0.180	12:14:10.498
10	<b>58.971</b>		12:15:09.469

(16) Simon Brylla

1	1:07.070	+7.945	12:05:50.189
2	1:01.843	+2.718	12:06:52.032
3	1:01.363	+2.238	12:07:53.395
4	1:05.011	+5.886	12:08:58.406
5	59.897	+0.772	12:09:58.303
6	1:09.381	+10.256	12:11:07.684
7	<b>59.125</b>		12:12:06.809
8	1:23.145	+24.020	12:13:29.954
9	59.700	+0.575	12:14:29.654

(30) Sebastian Uber

1	1:18.370	+19.136	12:06:32.690
2	1:06.364	+7.130	12:07:39.054
3	1:12.572	+13.338	12:08:51.626
4	1:03.206	+3.972	12:09:54.832
5	1:01.941	+2.707	12:10:56.773
6	1:35.188	+35.954	12:12:31.961
7	59.368	+0.134	12:13:31.329
8	<b>59.234</b>		12:14:30.563

(26) Luca De Boer

1	1:07.652	+5.265	12:10:08.053
2	2:24.388	+1:22.001	12:12:32.441
3	<b>1:02.387</b>		12:13:34.828
4	1:05.609	+3.222	12:14:40.437

(28) Gerard Philippe Eckhardt

1	1:35.301	+24.082	12:06:18.914
2	1:20.066	+8.847	12:07:38.980
3	1:35.875	+24.656	12:09:14.855
4	1:21.083	+9.864	12:10:35.938
5	1:15.378	+4.159	12:11:51.316
6	1:12.735	+1.516	12:13:04.051
7	1:11.862	+0.643	12:14:15.913
8	<b>1:11.219</b>		12:15:27.132

(6) Tobias Zoll

1	1:33.538	+11.775	12:09:29.676
2	<b>1:21.763</b>		12:10:51.439

(43) Dawid Gawin

1	1:27.163	12:09:47.469
---	----------	--------------



# DMV Championship Kerpen

KZ2

Erftlandring 1,107 Km

Startaufstellung Rennen 7


04.04.2010 15:10

Rennen (16 Runden)

14	28
	27
13	16
	25
12	24
	23
11	29
	21
10	25
	19
9	34
	17
8	48
	15
7	47
	13
6	8
	11
5	23
	9
4	4
	7
3	53
	5
2	41
	3
1	5

POLE POSITION 1

6
28
30
26
15
24
12
22
27
20
38
18
32
16
9
14
51
12
2
10
52
8
11
6
33
4
20
2



Zeitnahmekommissar & Auswertung: Camp Company GmbH Orbits

Rennleiter: Rainer Terlutter Rennsekretär: Christa Fritsche

Aushang: Uhr Reg-Nr.: 78/2010

Unterschrift RL: Unterschrift ZK:

www.mylaps.com

Lizenziert für Camp Company GmbH



DMV Championship Kerpen


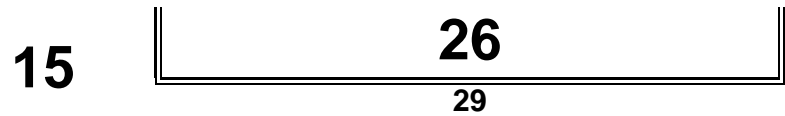
KZ2

Erftlandring 1,107 Km

Startaufstellung Rennen 7

04.04.2010 15:10

Rennen (16 Runden)







# DMV Championship Kerpen

## Nach Runden sortiert

KZ2

Erftlandring 1,107 Km

Rennen 7 1.Lauf

04.04.2010 15:10

Rennen (16 Runden) started at 15:34:25

Pos.	St.Nr.	Name	Fabrikat	Bewerber/Sponsor	Rnd.	Gesamtzeit	Diff.	Ø km/h	Beste Zeit.	km/h	Punkte
1	11	Michele Di Martino	Energy/TM	Jedi Racing Team/	16	12:35.760		84,370	45.310	87,954	20
2	2	Pascal Fritzsche	Zanardi/TM	Baier Motor GmbH/	16	12:36.054	0.294	84,337	45.334	87,908	17
3	5	Klaus Geilhausen	M-Tec/TM	M-Tec Racing/	16	12:36.531	0.771	84,284	45.297	87,979	16
4	33	Fabrice Bröcker	Tony/Vortex		16	12:37.480	1.720	84,178	45.333	87,909	13
5	4	Alexander Schmitz	M-Tec/TM	M-Tec Racing/	16	12:39.054	3.294	84,004	45.349	87,878	12
6	53	Christian Wangard	Tony/Vortex		16	12:42.879	7.119	83,582	45.648	87,303	11
7	52	Andreas Dresen	CRG/TM	Kart Shop Ampfing/	16	12:43.123	7.363	83,556	45.443	87,697	0
8	6	Tobias Zoll	Maranello/TM	Nees Racing Team/MSC Ipf Bc	16	12:44.402	8.642	83,416	45.334	87,908	10
9	47	Niels J. Kirpal	Tony/Vortex	Tony Kart CZ/	16	12:44.611	8.851	83,393	45.446	87,691	9
10	9	Yvonne Buise	Tony/Maxter		16	12:44.740	8.980	83,379	45.220	88,129	9
11	41	Marc Wagner	Energy/TM	Jedi Racing Team	16	12:47.987	12.227	83,026	45.956	86,718	7
12	23	Alexander Voll	M-Tec/TM	M-Tec Racing/	16	12:48.227	12.467	83,000	45.788	87,036	6
13	34	Christoph Ernst	CRG/TM	Ernst Motorsport/	16	12:51.525	15.765	82,646	45.906	86,812	5
14	51	Wolfgang- Tobias Albrecht	Energy/TM	Jedi Racing Team/	16	12:52.048	16.288	82,590	46.066	86,511	0
15	29	Kevin Hamann	Haase/TM	DMV Team TOM- TECH/	16	12:56.673	20.913	82,098	46.184	86,290	4
16	32	Patrick Kreutz	Intrepid/TM	AK-Racing/	16	12:57.063	21.303	82,057	46.038	86,563	3
17	28	Gerard Philipe Eckhardt	Birel/TM		16	12:59.345	23.585	81,816	46.083	86,479	2
18	16	Simon Brylla	CRG/Maxter		16	13:01.224	25.464	81,620	46.476	85,747	1
19	24	Andre Stephan	Birel/TM	Solgat Motorsport/	16	13:04.892	29.132	81,238	46.570	85,574	1
20	15	Hans Götz	FA/TM	MC Waldkraiburg/Valierracing	16	13:06.919	31.159	81,029	47.058	84,687	1
21	38	Christian Eisenbeis	CRG/Maxter		16	13:07.072	31.312	81,013	46.157	86,340	1
22	30	Sebastian Uber	Birel/TM	Solgat Motorsport/	16	13:13.514	37.754	80,355	46.626	85,472	1
23	12	Andres Ferraz-Leite	Tony/TM	WST Kart/	16	13:13.604	37.844	80,346	46.612	85,497	1
24	25	Thomas Schumacher	CRG/Maxter		16	13:13.830	38.070	80,323	46.608	85,505	1
25	27	Franz Maintz	Birel/TM	Motor-Club-Köln (MCK)/	15	13:09.319	1 Runde	75,734	47.596	83,730	1
26	8	Kevin Illgen	CRG/Maxter	Team DMV/	14	11:05.820	2 Runden	83,796	45.498	87,591	1
27	48	Christian Becker	Tony/Vortex		14	11:09.338	2 Runden	83,355	45.661	87,278	1
28	26	Luca De Boer	DR/TM		10	8:54.934	6 Runden	74,499	49.211	80,982	1
29	20	David Böhre	Haase/Pavesi	DMV Team TOM-TECH/		0.056	16 Runden	-	-	-	1

### Bemerkungen

Ergebnis vorbehaltlich technischer Nachuntersuchung  
 Gestartet: 29 Gewertet: 29 nicht Gewertet: 0

Margin of Victory	Avg. Speed	Best Lap Tm	Best Spd	Best Lap by
0.294	84,370	45.220	88,129	9 - Yvonne Buise

Zeitnahmekommissar & Auswertung: Camp Company GmbH	Orbits
--	--------

Rennleiter: Rainer Terlutter Rennsekretär: Christa Fritsche

Aushang: Uhr Reg-Nr.: 78/2010

Unterschrift RL: Unterschrift ZK:

Gedruckt: 04.04.2010 20:00:20

www.mylaps.com

Lizensiert für Camp Company GmbH



# DMV Championship Kerpen

KZ2

Erftlandring 1,107 Km

Rennen 7 1.Lauf

04.04.2010 15:10

Rennen (16 Runden) started at 15:34:25

Runde	Rundenzeit	Diff.	Tageszeit
(11) Michele Di Martino			
1	55.215	+9.905	15:35:21.725
2	50.321	+5.011	15:36:12.046
3	48.855	+3.545	15:37:00.901
4	47.577	+2.267	15:37:48.478
5	46.769	+1.459	15:38:35.247
6	46.306	+0.996	15:39:21.553
7	46.617	+1.307	15:40:08.170
8	46.492	+1.182	15:40:54.662
9	46.683	+1.373	15:41:41.345
10	46.319	+1.009	15:42:27.664
11	45.886	+0.576	15:43:13.550
12	45.551	+0.241	15:43:59.101
13	45.483	+0.173	15:44:44.584
14	45.485	+0.175	15:45:30.069
15	45.310		15:46:15.379
16	46.072	+0.762	15:47:01.451

(2) Pascal Fritzsche			
1	56.101	+10.767	15:35:23.038
2	50.153	+4.819	15:36:13.191
3	49.561	+4.227	15:37:02.752
4	47.778	+2.444	15:37:50.530
5	46.520	+1.186	15:38:37.050
6	46.153	+0.819	15:39:23.203
7	46.183	+0.849	15:40:09.386
8	45.904	+0.570	15:40:55.290
9	46.311	+0.977	15:41:41.601
10	46.769	+1.435	15:42:28.370
11	45.504	+0.170	15:43:13.874
12	45.521	+0.187	15:43:59.395
13	45.487	+0.153	15:44:44.882
14	45.443	+0.109	15:45:30.325
15	45.334		15:46:15.659
16	46.086	+0.752	15:47:01.745

(5) Klaus Geilhausen			
1	53.900	+8.603	15:35:19.591
2	50.027	+4.730	15:36:09.618
3	48.620	+3.323	15:36:58.238
4	47.770	+2.473	15:37:46.008
5	47.079	+1.782	15:38:33.087
6	47.470	+2.173	15:39:20.557
7	46.888	+1.591	15:40:07.445
8	46.820	+1.523	15:40:54.265
9	46.982	+1.685	15:41:41.247
10	46.931	+1.634	15:42:28.178
11	46.370	+1.073	15:43:14.548
12	45.692	+0.395	15:44:00.240
13	45.604	+0.307	15:44:45.844
14	45.460	+0.163	15:45:31.304
15	45.297		15:46:16.601
16	45.621	+0.324	15:47:02.222

(33) Fabrice Bröcker			
1	53.968	+8.635	15:35:19.914
2	50.158	+4.825	15:36:10.072
3	48.684	+3.351	15:36:58.756
4	47.840	+2.507	15:37:46.596
5	47.364	+2.031	15:38:33.960
6	46.838	+1.505	15:39:20.798
7	47.173	+1.840	15:40:07.971
8	46.518	+1.185	15:40:54.489
9	47.621	+2.288	15:41:42.110
10	46.825	+1.492	15:42:28.935

Runde	Rundenzeit	Diff.	Tageszeit
11	46.548	+1.215	15:43:15.483
12	45.714	+0.381	15:44:01.197
13	45.464	+0.131	15:44:46.661
14	45.333		15:45:31.994
15	45.577	+0.244	15:46:17.571
16	45.600	+0.267	15:47:03.171

(4) Alexander Schmitz			
1	54.946	+9.597	15:35:21.434
2	51.122	+5.773	15:36:12.556
3	50.034	+4.685	15:37:02.590
4	48.545	+3.196	15:37:51.135
5	47.798	+2.449	15:38:38.933
6	46.834	+1.485	15:39:25.767
7	46.677	+1.328	15:40:12.444
8	46.458	+1.109	15:40:58.902
9	46.154	+0.805	15:41:45.056
10	45.983	+0.634	15:42:31.039
11	46.009	+0.660	15:43:17.048
12	45.676	+0.327	15:44:02.724
13	45.462	+0.113	15:44:48.186
14	45.455	+0.106	15:45:33.641
15	45.349		15:46:18.990
16	45.755	+0.406	15:47:04.745

(53) Christian Wangard			
1	55.044	+9.396	15:35:21.202
2	50.711	+5.063	15:36:11.913
3	50.488	+4.840	15:37:02.401
4	48.514	+2.866	15:37:50.915
5	47.757	+2.109	15:38:38.672
6	48.595	+2.947	15:39:27.267
7	46.798	+1.150	15:40:14.065
8	46.336	+0.688	15:41:00.401
9	46.403	+0.755	15:41:46.804
10	46.469	+0.821	15:42:33.273
11	46.161	+0.513	15:43:19.434
12	45.881	+0.233	15:44:05.315
13	45.879	+0.231	15:44:51.194
14	45.871	+0.223	15:45:37.065
15	45.648		15:46:22.713
16	45.857	+0.209	15:47:08.570

(52) Andreas Dresen			
1	56.658	+11.215	15:35:23.451
2	51.470	+6.027	15:36:14.921
3	49.314	+3.871	15:37:04.235
4	48.886	+3.443	15:37:53.121
5	48.507	+3.064	15:38:41.628
6	46.992	+1.549	15:39:28.620
7	46.826	+1.383	15:40:15.446
8	46.512	+1.069	15:41:01.958
9	46.622	+1.179	15:41:48.580
10	46.121	+0.678	15:42:34.701
11	45.757	+0.314	15:43:20.458
12	45.893	+0.450	15:44:06.351
13	45.745	+0.302	15:44:52.096
14	45.443		15:45:37.539
15	45.641	+0.198	15:46:23.180
16	45.634	+0.191	15:47:08.814

(6) Tobias Zoll			
1	55.563	+10.229	15:35:24.342
2	50.388	+5.054	15:36:14.730
3	49.234	+3.900	15:37:03.964
4	48.915	+3.581	15:37:52.879

Runde	Rundenzeit	Diff.	Tageszeit
5	47.551	+2.217	15:38:40.430
6	47.732	+2.398	15:39:28.162
7	47.003	+1.669	15:40:15.165
8	46.572	+1.238	15:41:01.737
9	47.022	+1.688	15:41:48.759
10	46.339	+1.005	15:42:35.098
11	46.366	+1.032	15:43:21.464
12	45.967	+0.633	15:44:07.431
13	45.620	+0.286	15:44:53.051
14	45.334		15:45:38.385
15	45.656	+0.322	15:46:24.041
16	46.052	+0.718	15:47:10.093

(47) Niels J. Kirpal			
1	56.395	+10.949	15:35:23.863
2	50.679	+5.233	15:36:14.542
3	49.234	+3.788	15:37:03.776
4	48.967	+3.521	15:37:52.743
5	47.776	+2.330	15:38:40.519
6	47.389	+1.943	15:39:27.908
7	46.702	+1.256	15:40:14.610
8	46.709	+1.263	15:41:01.319
9	46.611	+1.165	15:41:47.930
10	46.272	+0.826	15:42:34.202
11	45.998	+0.552	15:43:20.200
12	46.619	+1.173	15:44:06.819
13	45.745	+0.299	15:44:52.564
14	45.446		15:45:38.010
15	45.778	+0.332	15:46:23.788
16	46.514	+1.068	15:47:10.302

(9) Yvonne Buisse			
1	56.657	+11.437	15:35:23.905
2	51.090	+5.870	15:36:14.995
3	49.719	+4.499	15:37:04.714
4	48.814	+3.594	15:37:53.528
5	48.560	+3.340	15:38:42.088
6	47.214	+1.994	15:39:29.302
7	46.968	+1.748	15:40:16.270
8	46.338	+1.118	15:41:02.608
9	46.440	+1.220	15:41:49.048
10	47.206	+1.986	15:42:36.254
11	46.137	+0.917	15:43:22.391
12	45.919	+0.699	15:44:08.310
13	45.402	+0.182	15:44:53.712
14	45.220		15:45:38.932
15	45.320	+0.100	15:46:24.252
16	46.179	+0.959	15:47:10.431

(41) Marc Wagner			
1	56.326	+10.370	15:35:22.414
2	51.171	+5.215	15:36:13.585
3	49.749	+3.793	15:37:03.334
4	49.270	+3.314	15:37:52.604
5	48.516	+2.560	15:38:41.120
6	47.858	+1.902	15:39:28.978
7	47.580	+1.624	15:40:16.558
8	46.408	+0.452	15:41:02.966
9	46.474	+0.518	15:41:49.440
10	47.097	+1.141	15:42:36.537
11	46.519	+0.563	15:43:23.056
12	46.425	+0.469	15:44:09.481
13	46.076	+0.120	15:44:55.557
14	46.058	+0.102	15:45:41.615
15	45.956		15:46:27.571
16	46.107	+0.151	15:47:13.678



# DMV Championship Kerpen

KZ2

Erftlandring 1,107 Km

Rennen 7 1.Lauf

04.04.2010 15:10

Rennen (16 Runden) started at 15:34:25

Runde	Rundenzeit	Diff.	Tageszeit
(23) Alexander Voll			
1	55.204	+9.416	15:35:22.149
2	50.738	+4.950	15:36:12.887
3	50.116	+4.328	15:37:03.003
4	48.961	+3.173	15:37:51.964
5	48.053	+2.265	15:38:40.017
6	47.473	+1.685	15:39:27.490
7	47.437	+1.649	15:40:14.927
8	46.612	+0.824	15:41:01.539
9	46.505	+0.717	15:41:48.044
10	46.907	+1.119	15:42:34.951
11	47.824	+2.036	15:43:22.775
12	46.529	+0.741	15:44:09.304
13	46.772	+0.984	15:44:56.076
14	45.923	+0.135	15:45:41.999
15	<b>45.788</b>		15:46:27.787
16	46.131	+0.343	15:47:13.918

(34) Christoph Ernst			
1	57.551	+11.645	15:35:25.712
2	50.935	+5.029	15:36:16.647
3	49.635	+3.729	15:37:06.282
4	50.010	+4.104	15:37:56.292
5	48.432	+2.526	15:38:44.724
6	48.179	+2.273	15:39:32.903
7	46.992	+1.086	15:40:19.895
8	46.697	+0.791	15:41:06.592
9	46.796	+0.890	15:41:53.388
10	46.698	+0.792	15:42:40.086
11	46.125	+0.219	15:43:26.211
12	46.793	+0.887	15:44:13.004
13	<b>45.906</b>		15:44:58.910
14	45.982	+0.076	15:45:44.892
15	46.117	+0.211	15:46:31.009
16	46.207	+0.301	15:47:17.216

(51) Wolfgang- Tobias Albrecht			
1	57.185	+11.119	15:35:24.676
2	50.713	+4.647	15:36:15.389
3	50.358	+4.292	15:37:05.747
4	49.934	+3.868	15:37:55.681
5	48.806	+2.740	15:38:44.487
6	48.123	+2.057	15:39:32.610
7	47.021	+0.955	15:40:19.631
8	46.775	+0.709	15:41:06.406
9	46.630	+0.564	15:41:53.036
10	46.799	+0.733	15:42:39.835
11	<b>46.066</b>		15:43:25.901
12	46.237	+0.171	15:44:12.138
13	46.325	+0.259	15:44:58.463
14	46.490	+0.424	15:45:44.953
15	46.282	+0.216	15:46:31.235
16	46.504	+0.438	15:47:17.739

(29) Kevin Hamann			
1	57.114	+10.930	15:35:24.974
2	50.603	+4.419	15:36:15.577
3	50.514	+4.330	15:37:06.091
4	49.956	+3.772	15:37:56.047
5	49.035	+2.851	15:38:45.082
6	48.510	+2.326	15:39:33.592
7	47.393	+1.209	15:40:20.985
8	47.603	+1.419	15:41:08.588
9	46.798	+0.614	15:41:55.386
10	46.356	+0.172	15:42:41.742

Runde	Rundenzeit	Diff.	Tageszeit
11	47.069	+0.885	15:43:28.811
12	47.176	+0.992	15:44:15.987
13	46.888	+0.704	15:45:02.875
14	46.610	+0.426	15:45:49.485
15	46.695	+0.511	15:46:36.180
16	<b>46.184</b>		15:47:22.364

(32) Patrick Kreutz			
1	59.466	+13.428	15:35:27.881
2	50.550	+4.512	15:36:18.431
3	49.391	+3.353	15:37:07.822
4	50.619	+4.581	15:37:58.441
5	48.620	+2.582	15:38:47.061
6	47.100	+1.062	15:39:34.161
7	48.133	+2.095	15:40:22.294
8	46.953	+0.915	15:41:09.247
9	47.062	+1.024	15:41:56.309
10	<b>46.038</b>		15:42:42.347
11	46.766	+0.728	15:43:29.113
12	47.202	+1.164	15:44:16.315
13	46.691	+0.653	15:45:03.006
14	47.169	+1.131	15:45:50.175
15	46.333	+0.295	15:46:36.508
16	46.246	+0.208	15:47:22.754

(28) Gerard Philippe Eckhardt			
1	56.531	+10.448	15:35:25.170
2	50.530	+4.447	15:36:15.700
3	49.580	+3.497	15:37:05.280
4	48.581	+2.498	15:37:53.861
5	48.621	+2.538	15:38:42.482
6	47.114	+1.031	15:39:29.596
7	47.145	+1.062	15:40:16.741
8	50.285	+4.202	15:41:07.026
9	46.489	+0.406	15:41:53.515
10	46.863	+0.780	15:42:40.378
11	<b>46.083</b>		15:43:26.461
12	50.154	+4.071	15:44:16.615
13	46.697	+0.614	15:45:03.312
14	46.626	+0.543	15:45:49.938
15	48.882	+2.799	15:46:38.820
16	46.216	+0.133	15:47:25.036

(16) Simon Brylla			
1	58.882	+12.406	15:35:27.345
2	50.999	+4.523	15:36:18.344
3	48.952	+2.476	15:37:07.296
4	49.143	+2.667	15:37:56.439
5	48.514	+2.038	15:38:44.953
6	48.430	+1.954	15:39:33.383
7	47.365	+0.889	15:40:20.748
8	47.851	+1.375	15:41:08.599
9	47.154	+0.678	15:41:55.753
10	46.490	+0.014	15:42:42.243
11	46.740	+0.264	15:43:28.983
12	47.252	+0.776	15:44:16.235
13	<b>46.476</b>		15:45:02.711
14	46.532	+0.056	15:45:49.243
15	51.168	+4.692	15:46:40.411
16	46.504	+0.028	15:47:26.915

(24) Andre Stephan			
1	59.731	+13.161	15:35:28.369
2	51.056	+4.486	15:36:19.425
3	50.284	+3.714	15:37:09.709
4	48.558	+1.988	15:37:58.267

Runde	Rundenzeit	Diff.	Tageszeit
5	49.212	+2.642	15:38:47.479
6	48.200	+1.630	15:39:35.679
7	48.071	+1.501	15:40:23.750
8	47.419	+0.849	15:41:11.169
9	47.623	+1.053	15:41:58.792
10	48.167	+1.597	15:42:46.959
11	47.170	+0.600	15:43:34.129
12	47.017	+0.447	15:44:21.146
13	<b>46.570</b>		15:45:07.716
14	48.734	+2.164	15:45:56.450
15	47.394	+0.824	15:46:43.844
16	46.739	+0.169	15:47:30.583

(15) Hans Götz			
1	57.393	+10.335	15:35:26.436
2	50.988	+3.930	15:36:17.424
3	49.388	+2.330	15:37:06.812
4	51.318	+4.260	15:37:58.130
5	48.823	+1.765	15:38:46.953
6	48.182	+1.124	15:39:35.135
7	48.689	+1.631	15:40:23.824
8	48.261	+1.203	15:41:12.085
9	47.776	+0.718	15:41:59.861
10	47.585	+0.527	15:42:47.446
11	<b>47.058</b>		15:43:34.504
12	47.165	+0.107	15:44:21.669
13	47.126	+0.068	15:45:08.795
14	47.979	+0.921	15:45:56.774
15	48.342	+1.284	15:46:45.116
16	47.494	+0.436	15:47:32.610

(38) Christian Eisenbeis			
1	1:14.050	+27.893	15:35:41.944
2	50.862	+4.705	15:36:32.806
3	48.730	+2.573	15:37:21.536
4	48.175	+2.018	15:38:09.711
5	47.950	+1.793	15:38:57.661
6	47.364	+1.207	15:39:45.025
7	47.281	+1.124	15:40:32.306
8	46.912	+0.755	15:41:19.218
9	46.860	+0.703	15:42:06.078
10	46.916	+0.759	15:42:52.994
11	46.327	+0.170	15:43:39.321
12	46.646	+0.489	15:44:25.967
13	<b>46.157</b>		15:45:12.124
14	46.446	+0.289	15:45:58.570
15	47.655	+1.498	15:46:46.225
16	46.538	+0.381	15:47:32.763

(30) Sebastian Über			
1	1:05.518	+18.892	15:35:35.042
2	52.019	+5.393	15:36:27.061
3	49.272	+2.646	15:37:16.333
4	49.034	+2.408	15:38:05.367
5	48.283	+1.657	15:38:53.650
6	48.010	+1.384	15:39:41.660
7	47.541	+0.915	15:40:29.201
8	47.124	+0.498	15:41:16.325
9	47.421	+0.795	15:42:03.746
10	47.022	+0.396	15:42:50.768
11	46.958	+0.332	15:43:37.726
12	<b>46.626</b>		15:44:24.352
13	46.721	+0.095	15:45:11.073
14	46.933	+0.307	15:45:58.006
15	52.601	+5.975	15:46:50.607
16	48.598	+1.972	15:47:39.205

Zeitnahmekommissar & Auswertung: Camp Company GmbH

Orbits

Rennleiter: Rainer Terlutter Rennsekretär: Christa Fritsche

Aushang: Uhr Reg-Nr.: 78/2010

Unterschrift RL: Unterschrift ZK:

www.mylaps.com  
Lizenziert für Camp Company GmbH



# DMV Championship Kerpen

KZ2

Erftlandring 1,107 Km

Rennen 7 1.Lauf

04.04.2010 15:10

Rennen (16 Runden) started at 15:34:25

Runde	Rundenzeit	Diff.	Tageszeit
(12) Andres Ferraz-Leite			
1	57.968	+11.356	15:35:27.009
2	51.304	+4.692	15:36:18.313
3	50.985	+4.373	15:37:09.298
4	48.612	+2.000	15:37:57.910
5	48.711	+2.099	15:38:46.621
6	47.415	+0.803	15:39:34.036
7	47.494	+0.882	15:40:21.530
8	47.529	+0.917	15:41:09.059
9	59.779	+13.167	15:42:08.838
10	47.290	+0.678	15:42:56.128
11	46.612		15:43:42.740
12	46.731	+0.119	15:44:29.471
13	47.143	+0.531	15:45:16.614
14	47.146	+0.534	15:46:03.760
15	47.304	+0.692	15:46:51.064
16	48.231	+1.619	15:47:39.295

(25) Thomas Schumacher			
1	57.002	+10.394	15:35:25.268
2	51.159	+4.551	15:36:16.427
3	49.587	+2.979	15:37:06.014
4	49.602	+2.994	15:37:55.616
5	48.864	+2.256	15:38:44.480
6	48.825	+2.217	15:39:33.305
7	47.290	+0.682	15:40:20.595
8	47.540	+0.932	15:41:08.135
9	46.654	+0.046	15:41:54.789
10	46.708	+0.100	15:42:41.497
11	47.107	+0.499	15:43:28.604
12	47.167	+0.559	15:44:15.771
13	46.780	+0.172	15:45:02.551
14	46.608		15:45:49.159
15	59.448	+12.840	15:46:48.607
16	50.914	+4.306	15:47:39.521

(27) Franz Maintz			
1	1:27.835	+40.239	15:35:56.104
2	54.858	+7.262	15:36:50.962
3	51.544	+3.948	15:37:42.506
4	48.848	+1.252	15:38:31.354
5	48.318	+0.722	15:39:19.672
6	51.144	+3.548	15:40:10.816
7	48.840	+1.244	15:40:59.656
8	48.616	+1.020	15:41:48.272
9	49.757	+2.161	15:42:38.029
10	47.596		15:43:25.625
11	49.604	+2.008	15:44:15.229
12	51.106	+3.510	15:45:06.335
13	51.433	+3.837	15:45:57.768
14	48.884	+1.288	15:46:46.652
15	48.358	+0.762	15:47:35.010

(8) Kevin Illgen			
1	54.777	+9.279	15:35:21.868
2	50.379	+4.881	15:36:12.247
3	49.211	+3.713	15:37:01.458
4	47.499	+2.001	15:37:48.957
5	46.877	+1.379	15:38:35.834
6	46.583	+1.085	15:39:22.417
7	46.110	+0.612	15:40:08.527
8	46.340	+0.842	15:40:54.867
9	46.976	+1.478	15:41:41.843
10	46.719	+1.221	15:42:28.562
11	46.233	+0.735	15:43:14.795

Runde	Rundenzeit	Diff.	Tageszeit
12	45.674	+0.176	15:44:00.469
13	45.544	+0.046	15:44:46.013
14	45.498		15:45:31.511

(48) Christian Becker			
1	55.211	+9.550	15:35:22.833
2	51.189	+5.528	15:36:14.022
3	49.460	+3.799	15:37:03.482
4	48.694	+3.033	15:37:52.176
5	47.391	+1.730	15:38:39.567
6	46.632	+0.971	15:39:26.199
7	46.472	+0.811	15:40:12.671
8	46.422	+0.761	15:40:59.093
9	46.419	+0.758	15:41:45.512
10	45.955	+0.294	15:42:31.467
11	45.841	+0.180	15:43:17.308
12	45.745	+0.084	15:44:03.053
13	45.661		15:44:48.714
14	46.315	+0.654	15:45:35.029

(26) Luca De Boer			
1	59.643	+10.432	15:35:28.988
2	52.033	+2.822	15:36:21.021
3	50.439	+1.228	15:37:11.460
4	50.927	+1.716	15:38:02.387
5	58.399	+9.188	15:39:00.786
6	50.229	+1.018	15:39:51.015
7	51.849	+2.638	15:40:42.864
8	49.211		15:41:32.075
9	49.568	+0.357	15:42:21.643
10	58.982	+9.771	15:43:20.625





# DMV Championship Kerpen

# Rundenliste

KZ2

Erftlandring 1,107 Km

Rennen 7 1.Lauf

04.04.2010 15:10

Rennen (16 Runden) started at 15:34:25

Fahrer		Runden																
		0	1	2	3	4	5	6	7	8	9	10	11	12	13	14	15	16
Klaus Geilhausen (5)	1	5	5	5	5	5	5	5	5	5	5	11	11	11	11	11	11	11
David Böhrke (20)	2	20	33	33	33	33	33	33	33	33	11	5	2	2	2	2	2	2
Fabrice Bröcker (33)	3	33	53	53	11	11	11	11	11	11	2	2	5	5	5	5	5	5
Marc Wagner (41)	4	41	4	11	8	8	8	8	8	8	8	8	8	8	8	8	33	33
Christian Wangard (53)	5	53	11	8	53	2	2	2	2	2	33	33	33	33	33	33	4	4
Alexander Schmitz (4)	6	4	8	4	4	53	53	4	4	4	4	4	4	4	4	4	53	53
Michele Di Martino (11)	7	11	23	23	2	4	4	48	48	48	48	48	48	48	48	48	52	52
Andreas Dresen (52)	8	52	41	2	23	23	48	53	53	53	53	53	53	53	53	53	47	6
Pascal Fritzsche (2)	9	2	48	41	41	48	23	23	47	47	47	47	47	52	52	52	6	47
Alexander Voll (23)	10	23	2	48	48	41	6	47	23	23	23	52	52	47	47	47	9	9
Kevin Illgen (8)	11	8	52	47	47	47	47	6	6	6	52	23	6	6	6	6	41	41
Yvonne Buise (9)	12	9	47	6	6	6	41	52	52	52	6	6	9	9	9	9	23	23
Niels J. Kirpal (47)	13	47	9	52	52	52	52	41	9	9	9	9	23	23	41	41	34	34
Wolfgang- Tobias Albrecht (51)	14	51	6	9	9	9	9	9	41	41	41	41	41	41	23	23	51	51
Christian Becker (48)	15	48	51	51	28	28	28	28	28	51	51	51	51	51	51	34	29	29
Kevin Hamann (29)	16	29	29	29	51	25	25	51	51	34	34	34	34	34	34	51	32	32
Christian Eisenbeis (38)	17	38	28	28	25	51	51	34	34	28	28	28	28	25	25	25	28	28
Christoph Ernst (34)	18	34	25	25	29	29	34	25	25	25	25	25	25	29	16	16	16	16
Thomas Schumacher (25)	19	25	34	34	34	34	16	16	16	29	29	29	29	16	29	29	24	24
Franz Maintz (27)	20	27	15	15	15	16	29	29	29	16	16	16	16	32	32	28	15	15
Patrick Kreutz (32)	21	32	12	12	16	12	12	12	12	12	32	32	32	28	28	32	38	38
Simon Brylla (16)	22	16	16	16	32	15	15	32	32	32	24	24	24	24	24	24	25	30
Andre Stephan (24)	23	24	32	32	12	24	32	15	24	24	15	15	15	15	15	15	30	12
Gerard Philipe Eckhardt (28)	24	28	24	24	24	32	24	24	15	15	30	30	30	30	30	30	12	25
Tobias Zoll (6)	25	6	26	26	26	26	30	30	30	30	38	38	38	38	38	38	27	
Andres Ferraz-Leite (12)	26	12	30	30	30	30	38	38	38	38	12	12	12	12	12	12		
Hans Götz (15)	27	15	38	38	38	38	26	26	26	26	26	26	27	27	27	27		
Luca De Boer (26)	28	26	27	27	27	27	27	27	27	27	27	27						
Sebastian Uber (30)	29	30																





# DMV Championship Kerpen

KZ2

Erftlandring 1,107 Km

Startaufstellung Rennen 14

04.04.2010 17:30

Rennen (16 Runden)

14	48	26
	27	28
13	27	8
	25	26
12	12	25
	23	24
11	38	30
	21	22
10	24	15
	19	20
9	28	16
	17	18
8	29	32
	15	16
7	34	51
	13	14
6	41	23
	11	12
5	47	9
	9	10
4	52	6
	7	8
3	4	53
	5	6
2	5	33
	3	4
1	11	2
	POLE POSITION 1	2



Zeitnahmekommissar & Auswertung: Camp Company GmbH Orbits

Rennleiter: Rainer Terlutter Rennsekretär: Christa Fritsche

Aushang: Uhr Reg-Nr.: 78/2010

Unterschrift RL: Unterschrift ZK:

www.mylaps.com

Lizenziert für Camp Company GmbH



DMV Championship Kerpen


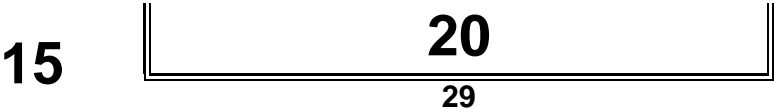
KZ2

Erftlandring 1,107 Km

Startaufstellung Rennen 14

04.04.2010 17:30

Rennen (16 Runden)





# DMV Championship Kerpen

## Nach Runden sortiert

KZ2

Erftlandring 1,107 Km

Rennen 14 2.Lauf

04.04.2010 17:30

Rennen (14 Runden) started at 18:52:24

Pos.	St.Nr.	Name	Fabrikat	Bewerber/Sponsor	Rnd.	Gesamtzeit	Diff.	Ø km/h	Beste Zeit.	km/h	Punkte
1	2	Pascal Fritzsche	Zanardi/TM	Baier Motor GmbH/	14	13:51.281		67,117	58.307	68,349	20
2	53	Christian Wangard	Tony/Vortex		14	13:52.344		67,031	58.613	67,992	17
3	47	Niels J. Kirpal	Tony/Vortex	Tony Kart CZ/	14	13:52.149		67,047	57.918	68,808	16
4	11	Michele Di Martino	Energy/TM	Jedi Racing Team/	14	13:58.375	7.094	66,549	59.008	67,537	13
5	4	Alexander Schmitz	M-Tec/TM	M-Tec Racing/	14	13:59.215	7.934	66,482	58.353	68,295	12
6	5	Klaus Geilhausen	M-Tec/TM	M-Tec Racing/	14	14:14.731	23.450	65,275	59.101	67,430	11
7	41	Marc Wagner	Energy/TM	Jedi Racing Team	14	14:21.293	30.012	64,778	59.643	66,818	10
8	20	David Böhrke	Haase/Pavesi	DMV Team TOM-TECH/	14	14:23.432	32.151	64,617	59.720	66,731	9
9	27	Franz Maintz	Birel/TM	Motor-Club-Köln (MCK)/	14	14:24.473	33.192	64,540	59.979	66,443	8
10	28	Gerard Philippe Eckhardt	Birel/TM		14	14:27.717	36.436	64,298	59.813	66,628	7
11	25	Thomas Schumacher	CRG/Maxter		14	14:40.376	49.095	63,374	59.109	67,421	6
12	30	Sebastian Uber	Birel/TM	Solgat Motorsport/	14	14:51.569	1:00.288	62,578	1:01.434	64,870	5
13	24	Andre Stephan	Birel/TM	Solgat Motorsport/	13	14:00.426	1 Runde	61,644	1:00.680	65,676	4
14	34	Christoph Ernst	CRG/TM	Ernst Motorsport/	13	14:02.562	1 Runde	61,488	59.732	66,718	3
15	12	Andres Ferraz-Leite	Tony/TM	WST Kart/	13	14:06.847	1 Runde	61,177	1:02.569	63,693	2
16	23	Alexander Voll	M-Tec/TM	M-Tec Racing/	12	12:17.580	2 Runden	64,837	59.716	66,736	1
17	51	Wolfgang- Tobias Albrecht	Energy/TM	Jedi Racing Team/	12	14:12.896	2 Runden	56,071	1:00.451	65,924	0
18	52	Andreas Dresen	CRG/TM	Kart Shop Ampfing/	12	14:25.485	2 Runden	55,255	58.891	67,671	0
19	38	Christian Eisenbeis	CRG/Maxter		10	10:24.757	4 Runden	63,788	59.988	66,433	1
20	15	Hans Götz	FA/TM	MC Waldkraiburg/Valierracing	9	9:53.170	5 Runden	60,466	1:01.705	64,585	1
21	6	Tobias Zoll	Maranello/TM	Nees Racing Team/MSC IpF Bc	7	7:10.450	7 Runden	64,808	59.600	66,866	1
22	32	Patrick Kreutz	Intrepid/TM	AK-Racing/	4	4:19.122	10 Runden	61,519	1:02.272	63,997	1
23	33	Fabrice Bröcker	Tony/Vortex		2	2:04.852	12 Runden	63,839	1:00.856	65,486	1
24	29	Kevin Hamann	Haase/TM	DMV Team TOM- TECH/	2	2:14.869	12 Runden	59,097	1:04.423	61,860	1
25	16	Simon Brylla	CRG/Maxter			4.109	14 Runden	-	-	-	1
Nicht Klassifiziert											
NS	26	Luca De Boer	DR/TM				NS	-	-	-	1
NS	9	Yvonne Buise	Tony/Maxter				NS	-	-	-	1

### Bemerkungen

Ergebnis vorbehaltlich technischer Nachuntersuchung  
 Gestartet: 25 Gewertet: 27 nicht Gewertet: 0  
 Rennbeendigung nach 14 Runden (rennleiterentscheidung)  
 Pos.2 und 3 Platztausch(Rennleiterentscheidung)

Margin of Victory	Avg. Speed	Best Lap Tm	Best Spd	Best Lap by
1.063	67,117	57.918	68,808	47 - Niels J. Kirpal

Zeitnahmekommissar & Auswertung: Camp Company GmbH	Orbits
--	--------

Rennleiter: Rainer Terlutter Rennsekretär: Christa Fritsche

Aushang: Uhr Reg-Nr.: 78/2010

Unterschrift RL: Unterschrift ZK:

www.mylaps.com

Lizensiert für Camp Company GmbH

Gedruckt: 04.04.2010 19:32:52



# DMV Championship Kerpen

KZ2

Rennen 14 2.Lauf

Erftlandring 1,107 Km

04.04.2010 17:30

Rennen (14 Runden) started at 18:52:24

Runde	Rundenzeit	Diff.	Tageszeit
(2) Pascal Fritzsche			
1	1:01.842	+3.535	18:53:26.584
2	59.963	+1.656	18:54:26.547
3	59.518	+1.211	18:55:26.065
4	59.924	+1.617	18:56:25.989
5	59.240	+0.933	18:57:25.229
6	59.158	+0.851	18:58:24.387
7	59.309	+1.002	18:59:23.696
8	59.003	+0.696	19:00:22.699
9	59.106	+0.799	19:01:21.805
10	59.340	+1.033	19:02:21.145
11	<b>58.307</b>		19:03:19.452
12	58.451	+0.144	19:04:17.903
13	59.275	+0.968	19:05:17.178
14	58.845	+0.538	19:06:16.023

(53) Christian Wangard			
1	1:02.527	+3.914	18:53:28.010
2	59.874	+1.261	18:54:27.884
3	59.822	+1.209	18:55:27.706
4	59.494	+0.881	18:56:27.200
5	59.101	+0.488	18:57:26.301
6	58.719	+0.106	18:58:25.020
7	59.522	+0.909	18:59:24.542
8	<b>58.613</b>		19:00:23.155
9	58.814	+0.201	19:01:21.969
10	59.287	+0.674	19:02:21.256
11	59.158	+0.545	19:03:20.414
12	58.734	+0.121	19:04:19.148
13	58.910	+0.297	19:05:18.058
14	59.028	+0.415	19:06:17.086

(47) Niels J. Kirpal			
1	1:02.796	+4.878	18:53:29.000
2	1:00.232	+2.314	18:54:29.232
3	59.798	+1.880	18:55:29.030
4	1:00.131	+2.213	18:56:29.161
5	59.141	+1.223	18:57:28.302
6	58.888	+0.970	18:58:27.190
7	58.557	+0.639	18:59:25.747
8	58.791	+0.873	19:00:24.538
9	<b>57.918</b>		19:01:22.456
10	59.149	+1.231	19:02:21.605
11	59.692	+1.774	19:03:21.297
12	58.390	+0.472	19:04:19.687
13	58.887	+0.969	19:05:18.574
14	58.317	+0.399	19:06:16.891

(11) Michele Di Martino			
1	1:02.596	+3.588	18:53:27.414
2	1:01.205	+2.197	18:54:28.619
3	1:00.207	+1.199	18:55:28.826
4	59.901	+0.893	18:56:28.727
5	1:00.504	+1.496	18:57:29.231
6	59.437	+0.429	18:58:28.668
7	<b>59.008</b>		18:59:27.676
8	59.173	+0.165	19:00:26.849
9	59.115	+0.107	19:01:25.964
10	59.618	+0.610	19:02:25.582
11	59.409	+0.401	19:03:24.991
12	59.591	+0.583	19:04:24.582
13	59.028	+0.020	19:05:23.610
14	59.507	+0.499	19:06:23.117

(4) Alexander Schmitz			
-----------------------	--	--	--

Runde	Rundenzeit	Diff.	Tageszeit
1	1:04.460	+6.107	18:53:29.812
2	1:00.922	+2.569	18:54:30.734
3	1:00.839	+2.486	18:55:31.573
4	1:00.279	+1.926	18:56:31.852
5	59.766	+1.413	18:57:31.618
6	59.808	+1.455	18:58:31.426
7	59.331	+0.978	18:59:30.757
8	58.674	+0.321	19:00:29.431
9	59.631	+1.278	19:01:29.062
10	<b>58.353</b>		19:02:27.415
11	59.013	+0.660	19:03:26.428
12	59.401	+1.048	19:04:25.829
13	58.842	+0.489	19:05:24.671
14	59.286	+0.933	19:06:23.957

(5) Klaus Geilhausen			
1	1:09.756	+10.655	18:53:34.821
2	1:02.423	+3.322	18:54:37.244
3	1:01.950	+2.849	18:55:39.194
4	1:00.851	+1.750	18:56:40.045
5	1:00.649	+1.548	18:57:40.694
6	1:00.368	+1.267	18:58:41.062
7	1:00.433	+1.332	18:59:41.495
8	1:00.082	+0.981	19:00:41.577
9	59.740	+0.639	19:01:41.317
10	59.602	+0.501	19:02:40.919
11	59.634	+0.533	19:03:40.553
12	59.885	+0.784	19:04:40.438
13	<b>59.101</b>		19:05:39.539
14	59.934	+0.833	19:06:39.473

(41) Marc Wagner			
1	1:06.954	+7.311	18:53:33.505
2	1:01.631	+1.988	18:54:35.136
3	1:01.460	+1.817	18:55:36.596
4	1:00.772	+1.129	18:56:37.368
5	1:00.472	+0.829	18:57:37.840
6	1:00.045	+0.402	18:58:37.885
7	59.671	+0.028	18:59:37.556
8	1:00.889	+1.246	19:00:38.445
9	59.811	+0.168	19:01:38.256
10	1:01.199	+1.556	19:02:39.455
11	1:01.539	+1.896	19:03:40.994
12	1:02.097	+2.454	19:04:43.091
13	<b>59.643</b>		19:05:42.734
14	1:03.301	+3.658	19:06:46.035

(20) David Böhcke			
1	1:07.599	+7.879	18:53:36.619
2	1:03.124	+3.404	18:54:39.743
3	1:01.630	+1.910	18:55:41.373
4	1:03.354	+3.634	18:56:44.727
5	1:00.817	+1.097	18:57:45.544
6	1:00.747	+1.027	18:58:46.291
7	1:00.242	+0.522	18:59:46.533
8	1:00.004	+0.284	19:00:46.537
9	59.895	+0.175	19:01:46.432
10	<b>59.720</b>		19:02:46.152
11	1:00.065	+0.345	19:03:46.217
12	1:00.221	+0.501	19:04:46.438
13	1:01.014	+1.294	19:05:47.452
14	1:00.722	+1.002	19:06:48.174

(27) Franz Maintz			
1	1:07.310	+7.331	18:53:35.405
2	1:03.037	+3.058	18:54:38.442

Runde	Rundenzeit	Diff.	Tageszeit
3	1:02.458	+2.479	18:55:40.900
4	1:01.774	+1.795	18:56:42.674
5	1:00.646	+0.667	18:57:43.320
6	1:00.928	+0.949	18:58:44.248
7	1:00.650	+0.671	18:59:44.898
8	1:00.795	+0.816	19:00:45.693
9	1:02.134	+2.155	19:01:47.827
10	1:00.298	+0.319	19:02:48.125
11	1:00.387	+0.408	19:03:48.512
12	1:00.326	+0.347	19:04:48.838
13	<b>59.979</b>		19:05:48.817
14	1:00.398	+0.419	19:06:49.215

(28) Gerard Philippe Eckhardt			
1	1:10.776	+10.963	18:53:38.068
2	1:02.639	+2.826	18:54:40.707
3	1:01.905	+2.092	18:55:42.612
4	1:02.765	+2.952	18:56:45.377
5	1:00.673	+0.860	18:57:46.050
6	1:00.942	+1.129	18:58:46.992
7	1:00.348	+0.535	18:59:47.340
8	1:00.147	+0.334	19:00:47.487
9	1:00.753	+0.940	19:01:48.240
10	1:00.417	+0.604	19:02:48.657
11	1:03.072	+3.259	19:03:51.729
12	1:00.990	+1.177	19:04:52.719
13	59.927	+0.114	19:05:52.646
14	<b>59.813</b>		19:06:52.459

(25) Thomas Schumacher			
1	1:10.557	+11.448	18:53:37.539
2	1:03.089	+3.980	18:54:40.628
3	1:01.042	+1.933	18:55:41.670
4	1:11.818	+12.709	18:56:53.488
5	1:10.087	+10.978	18:58:03.575
6	1:01.044	+1.935	18:59:04.619
7	59.769	+0.660	19:00:04.388
8	1:00.147	+1.038	19:01:04.535
9	59.890	+0.781	19:02:04.425
10	59.286	+0.177	19:03:03.711
11	<b>59.109</b>		19:04:02.820
12	1:00.343	+1.234	19:05:03.163
13	1:00.817	+1.708	19:06:03.980
14	1:01.138	+2.029	19:07:05.118

(30) Sebastian Über			
1	1:08.032	+6.598	18:53:36.421
2	1:11.602	+10.168	18:54:48.023
3	1:04.129	+2.695	18:55:52.152
4	1:02.566	+1.132	18:56:54.718
5	1:02.071	+0.637	18:57:56.789
6	1:01.514	+0.080	18:58:58.303
7	1:02.789	+1.355	19:00:01.092
8	1:02.666	+1.232	19:01:03.758
9	1:02.592	+1.158	19:02:06.350
10	1:02.460	+1.026	19:03:08.810
11	1:01.905	+0.471	19:04:10.715
12	1:02.186	+0.752	19:05:12.901
13	<b>1:01.434</b>		19:06:14.335
14	1:01.976	+0.542	19:07:16.311

(24) Andre Stephan			
1	1:10.602	+9.922	18:53:38.869
2	1:03.078	+2.398	18:54:41.947
3	1:16.391	+15.711	18:55:58.338
4	1:07.980	+7.300	18:57:06.318

Zeitnahmekommissar & Auswertung: Camp Company GmbH

Orbits

Rennleiter: Rainer Terlutter Rennsekretär: Christa Fritsche

Aushang: Uhr Reg-Nr.: 78/2010

Unterschrift RL: Unterschrift ZK:

www.mylaps.com

Lizensiert für Camp Company GmbH



# DMV Championship Kerpen

KZ2

Erftlandring 1,107 Km

Rennen 14 2.Lauf

04.04.2010 17:30

Rennen (14 Runden) started at 18:52:24

Runde	Rundenzeit	Diff.	Tageszeit
5	1:02.850	+2.170	18:58:09.168
6	1:01.094	+0.414	18:59:10.262
7	1:01.725	+1.045	19:00:11.987
8	<b>1:00.680</b>		19:01:12.667
9	1:01.850	+1.170	19:02:14.517
10	1:01.590	+0.910	19:03:16.107
11	1:05.376	+4.696	19:04:21.483
12	1:01.210	+0.530	19:05:22.693
13	1:02.475	+1.795	19:06:25.168

(34) Christoph Ernst			
1	1:04.513	+4.781	18:53:31.135
2	1:01.850	+2.118	18:54:32.985
3	1:01.778	+2.046	18:55:34.763
4	1:00.494	+0.762	18:56:35.257
5	1:00.019	+0.287	18:57:35.276
6	59.928	+0.196	18:58:35.204
7	1:00.386	+0.654	18:59:35.590
8	1:26.842	+27.110	19:01:02.432
9	1:00.296	+0.564	19:02:02.728
10	59.741	+0.009	19:03:02.469
11	<b>59.732</b>		19:04:02.201
12	1:25.107	+25.375	19:05:27.308
13	59.996	+0.264	19:06:27.304

(12) Andres Ferraz-Leite			
1	1:14.029	+11.460	18:53:42.595
2	1:04.751	+2.182	18:54:47.346
3	1:05.209	+2.640	18:55:52.555
4	1:04.468	+1.899	18:56:57.023
5	1:04.511	+1.942	18:58:01.534
6	1:03.876	+1.307	18:59:05.410
7	1:03.241	+0.672	19:00:08.651
8	1:03.320	+0.751	19:01:11.971
9	1:04.069	+1.500	19:02:16.040
10	1:05.617	+3.048	19:03:21.657
11	1:04.312	+1.743	19:04:25.969
12	1:03.051	+0.482	19:05:29.020
13	<b>1:02.569</b>		19:06:31.589

(23) Alexander Voll			
1	1:06.679	+6.963	18:53:32.667
2	1:03.122	+3.406	18:54:35.789
3	1:02.550	+2.834	18:55:38.339
4	1:01.930	+2.214	18:56:40.269
5	1:00.802	+1.086	18:57:41.071
6	1:00.745	+1.029	18:58:41.816
7	1:00.615	+0.899	18:59:42.431
8	59.966	+0.250	19:00:42.397
9	1:00.192	+0.476	19:01:42.589
10	59.910	+0.194	19:02:42.499
11	<b>59.716</b>		19:03:42.215
12	1:00.107	+0.391	19:04:42.322

(51) Wolfgang- Tobias Albrecht			
1	1:07.815	+7.364	18:53:35.922
2	2:02.749	+1:02.298	18:55:38.671
3	1:07.969	+7.518	18:56:46.640
4	1:04.515	+4.064	18:57:51.155
5	1:02.568	+2.117	18:58:53.723
6	1:01.712	+1.261	18:59:55.435
7	1:01.869	+1.418	19:00:57.304
8	1:01.149	+0.698	19:01:58.453
9	1:01.129	+0.678	19:02:59.582
10	<b>1:00.451</b>		19:04:00.033
11	1:35.859	+35.408	19:05:35.892

Runde	Rundenzeit	Diff.	Tageszeit
12	1:01.746	+1.295	19:06:37.638

(52) Andreas Dresen			
1	1:04.998	+6.107	18:55:48.359
2	1:01.720	+2.829	18:56:50.079
3	59.951	+1.060	18:57:50.030
4	59.921	+1.030	18:58:49.951
5	59.269	+0.378	18:59:49.220
6	59.132	+0.241	19:00:48.352
7	1:00.298	+1.407	19:01:48.650
8	1:01.285	+2.394	19:02:49.935
9	1:01.487	+2.596	19:03:51.422
10	59.389	+0.498	19:04:50.811
11	<b>58.891</b>		19:05:49.702
12	1:00.525	+1.634	19:06:50.227

(38) Christian Eisenbeis			
1	1:06.873	+6.885	18:53:34.728
2	1:03.337	+3.349	18:54:38.065
3	1:02.583	+2.595	18:55:40.648
4	1:02.755	+2.767	18:56:43.403
5	1:01.698	+1.710	18:57:45.101
6	1:00.693	+0.705	18:58:45.794
7	1:00.470	+0.482	18:59:46.264
8	<b>59.988</b>		19:00:46.252
9	1:01.550	+1.562	19:01:47.802
10	1:01.697	+1.709	19:02:49.499

(15) Hans Götz			
1	1:11.121	+9.416	18:53:37.977
2	1:03.571	+1.866	18:54:41.548
3	1:19.340	+17.635	18:56:00.888
4	1:03.955	+2.250	18:57:04.843
5	1:04.466	+2.761	18:58:09.309
6	1:02.853	+1.148	18:59:12.162
7	1:02.115	+0.410	19:00:14.277
8	<b>1:01.705</b>		19:01:15.982
9	1:01.930	+0.225	19:02:17.912

(6) Tobias Zoll			
1	1:05.566	+5.966	18:53:31.246
2	1:01.794	+2.194	18:54:33.040
3	1:01.849	+2.249	18:55:34.889
4	1:01.201	+1.601	18:56:36.090
5	59.837	+0.237	18:57:35.927
6	<b>59.600</b>		18:58:35.527
7	59.665	+0.065	18:59:35.192

(32) Patrick Kreutz			
1	1:06.879	+4.607	18:53:33.841
2	<b>1:02.272</b>		18:54:36.113
3	1:03.629	+1.357	18:55:39.742
4	1:04.122	+1.850	18:56:43.864

(33) Fabrice Bröcker			
1	1:03.806	+2.950	18:53:28.738
2	<b>1:00.856</b>		18:54:29.594

(29) Kevin Hamann			
1	1:08.145	+3.722	18:53:35.188
2	<b>1:04.423</b>		18:54:39.611

Zeitnahmekommissar & Auswertung: Camp Company GmbH

Orbits

Rennleiter: Rainer Terlutter Rennsekretär: Christa Fritsche

Aushang: Uhr Reg-Nr.: 78/2010

Unterschrift RL: Unterschrift ZK:

www.mylaps.com

Lizenziert für Camp Company GmbH

Gedruckt: 04.04.2010 19:13:05

Seite 2/2





# DMV Championship Kerpen

# Rundenliste

KZ2  
Rennen 14 2.Lauf  
Rennen (14 Runden) started at 18:52:24

Erftlandring 1,107 Km  
04.04.2010 17:30

Fahrer		Runden														
		0	1	2	3	4	5	6	7	8	9	10	11	12	13	14
Pascal Fritzsche (2)	1	2	2	2	2	2	2	2	2	2	2	2	2	2	2	2
Michele Di Martino (11)	2	11	11	53	53	53	53	53	53	53	53	53	53	53	53	47
Fabrice Bröcker (33)	3	33	53	11	11	11	47	47	47	47	47	47	47	47	47	53
Klaus Geilhausen (5)	4	5	33	47	47	47	11	11	11	11	11	11	11	11	11	11
Alexander Schmitz (4)	5	4	47	33	4	4	4	4	4	4	4	4	4	4	4	4
Christian Wangard (53)	6	53	4	4	34	34	34	34	6	41	41	41	5	5	5	5
Tobias Zoll (6)	7	6	34	34	6	6	6	6	34	5	5	5	41	23	41	41
Alexander Voll (23)	8	23	6	6	41	41	41	41	23	23	23	23	41	20	20	20
Niels J. Kirpal (47)	9	47	23	41	23	5	5	5	5	27	20	20	20	20	27	27
Marc Wagner (41)	10	41	41	23	5	23	23	23	23	38	38	27	27	27	28	28
Christoph Ernst (34)	11	34	32	32	32	27	27	27	27	20	27	28	28	28	25	25
Hans Götz (15)	12	15	38	5	38	38	38	38	38	28	28	38	34	25	30	30
Patrick Kreutz (32)	13	32	5	38	27	32	20	20	20	34	34	34	25	30	24	
Thomas Schumacher (25)	14	25	29	27	20	20	28	28	28	30	25	25	30	24	34	
Kevin Hamann (29)	15	29	27	29	25	28	30	30	30	25	30	30	24	34	12	
Gerard Philipe Eckhardt (28)	16	28	51	20	28	25	12	25	25	12	24	24	12	12		
Christian Eisenbeis (38)	17	38	30	25	30	30	25	12	12	24	12	12	51	51		
Franz Maintz (27)	18	27	20	28	12	12	24	24	24	15	15	51	52	52		
Wolfgang- Tobias Albrecht (51)	19	51	25	15	24	15	15	15	15	51	51	52				
Andre Stephan (24)	20	24	15	24	15	24	51	51	51	52	52					
Sebastian Uber (30)	21	30	28	12	51	51	52	52	52							
Andres Ferraz-Leite (12)	22	12	24	30	52	52										
Simon Brylla (16)	23	16	12	51												
David Böhrke (20)	24	20	52	52												
Andreas Dresen (52)	25	52														
-	26															
-	27															