



## Rotax Max Challenge Kerpen

Nach bester Rundenzeit sortiert

Junior/Max/DD2-World

Erftlandring 1,107 Km

Warmup ungerade Startnummer

18.04.2010 08:50

Training gestartet um 9:05:23

Pos.	St.Nr.	Name	Fabrikat	Bewerber/Sponsor	Rnd.	Beste Zeit.	Diff.	km/h	In Rd.
Rotax DD2-World									
1	115	Felix Berg	CRG		6	45.248		88,075	6
2	113	Martin Grupe	CRG	AC Oberhausen	8	45.333	0.085	87,909	7
3	107	Alexander Möhring	Haase		8	45.515	0.267	87,558	5
4	101	Sven Baumstark	Sodi		8	45.736	0.488	87,135	7
5	109	Patrick Henke	Zanardi		4	46.634	1.386	85,457	4
6	111	Daniel Hoppe	M-Tec		1	57.909	12.661	68,818	1
7	105	Alexander Banaszak	Tony	Banaszak-Racing	1	1:02.341	17.093	63,926	1

## Rotax Junior-World

1	521	Stefan Locsmandi	Intrepid	Intrepid Force Rotax	9	46.243		86,180	6
2	519	Mike Golla	MG	GN Motorsport	9	46.256	0.013	86,155	9
3	501	Larry ten Voorde	EA		9	46.399	0.156	85,890	7
4	503	Julian Wagner	M-Tec	Team M-Tec Racing	7	46.479	0.236	85,742	7
5	513	Mike Halder	Hutless		9	46.882	0.639	85,005	7
6	505	Tim Schneider	MG		9	47.032	0.789	84,734	5
7	515	Dominik Hummer	Hutless		7	47.076	0.833	84,655	6
8	507	Fabio Wagner	Intrepid	Straube Motorsport	9	47.247	1.004	84,348	9
9	511	Maximilian Dittrich	Haase		6	47.314	1.071	84,229	6

## Rotax MAX-World

1	323	Dominik Vasold	Intrepid	/VPD Team Germany	9	46.047		86,546	5
2	325	Steven Hees	MG	GN Motorsport	9	46.209	0.162	86,243	7
3	329	Christopher Friedrich	Maranello	Kartschule Racing Team	9	46.220	0.173	86,222	6
4	309	Maximilian Schickedanz	Sodi		8	46.446	0.399	85,803	6
5	307	Mario Novak	Birel		9	46.497	0.450	85,709	9
6	305	Maikel Splithoff	M-Tec	Team M-Tec Racing	6	46.516	0.469	85,674	5
7	317	Phillip Wendt	Intrepid		7	46.529	0.482	85,650	6
8	301	Patrick Lumma	M-Tec	Team M-Tec Racing	4	46.592	0.545	85,534	4
9	331	Felix Diesel	CRG		9	46.669	0.622	85,393	8
10	327	Niklas Rosenbach	MS		4	47.201	1.154	84,430	4
11	311	Peter Cordes	Hutless		8	47.202	1.155	84,429	7
12	303	Patrick Weber	Sodi		7	47.495	1.448	83,908	7
13	319	Jenny Wurster	Intrepid		8	47.607	1.560	83,710	8
14	321	Tobias Schmidt	Haase		8	47.870	1.823	83,250	6
15	313	Lorenz Wolf	CRG		9	48.380	2.333	82,373	9

# Rotax Max Challenge Kerpen

Junior/Max/DD2-World

Erftlandring 1,107 Km

Warmup ungerade Startnummer

18.04.2010 08:50

Training gestartet um 9:05:23

Runde	Rundenzeit	Diff.	Tageszeit
<b>(115) Felix Berg</b>			
1	56.359	+11.111	9:06:29.260
2	48.241	+2.993	9:07:17.501
3	46.171	+0.923	9:08:03.672
4	45.895	+0.647	9:08:49.567
5	45.615	+0.367	9:09:35.182
6	<b>45.248</b>		9:10:20.430
<b>(113) Martin Grupe</b>			
1	58.930	+13.597	9:07:11.185
2	49.210	+3.877	9:08:00.395
3	47.727	+2.394	9:08:48.122
4	46.183	+0.850	9:09:34.305
5	45.737	+0.404	9:10:20.042
6	45.978	+0.645	9:11:06.020
7	<b>45.333</b>		9:11:51.353
8	45.697	+0.364	9:12:37.050
<b>(107) Alexander Möhring</b>			
1	1:03.764	+18.249	9:07:39.197
2	48.140	+2.625	9:08:27.337
3	45.979	+0.464	9:09:13.316
4	46.321	+0.806	9:09:59.637
5	<b>45.515</b>		9:10:45.152
6	46.035	+0.520	9:11:31.187
7	46.905	+1.390	9:12:18.092
8	45.851	+0.336	9:13:03.943
<b>(101) Sven Baumstark</b>			
1	57.845	+12.109	9:07:11.499
2	49.062	+3.326	9:08:00.561
3	47.134	+1.398	9:08:47.695
4	46.195	+0.459	9:09:33.890
5	45.962	+0.226	9:10:19.852
6	46.541	+0.805	9:11:06.393
7	<b>45.736</b>		9:11:52.129
8	46.108	+0.372	9:12:38.237
<b>(323) Dominik Vasold</b>			
1	1:03.827	+17.780	9:06:45.789
2	50.105	+4.058	9:07:35.894
3	47.447	+1.400	9:08:23.341
4	46.842	+0.795	9:09:10.183
5	<b>46.047</b>		9:09:56.230
6	46.281	+0.234	9:10:42.511
7	47.404	+1.357	9:11:29.915
8	48.520	+2.473	9:12:18.435
9	47.866	+1.819	9:13:06.301
<b>(325) Steven Hees</b>			
1	55.151	+8.942	9:06:30.579
2	47.870	+1.661	9:07:18.449
3	46.993	+0.784	9:08:05.442
4	46.633	+0.424	9:08:52.075
5	46.505	+0.296	9:09:38.580
6	46.319	+0.110	9:10:24.899
7	<b>46.209</b>		9:11:11.108
8	46.271	+0.062	9:11:57.379
9	46.229	+0.020	9:12:43.608
<b>(329) Christopher Friedrich</b>			
1	58.237	+12.017	9:06:33.241
2	48.785	+2.565	9:07:22.026
3	47.857	+1.637	9:08:09.883
4	47.510	+1.290	9:08:57.393

Runde	Rundenzeit	Diff.	Tageszeit
5	46.426	+0.206	9:09:43.819
6	<b>46.220</b>		9:10:30.039
7	46.357	+0.137	9:11:16.396
8	46.529	+0.309	9:12:02.925
9	46.450	+0.230	9:12:49.375
<b>(521) Stefan Locsmandi</b>			
1	56.175	+9.932	9:06:32.351
2	49.099	+2.856	9:07:21.450
3	48.124	+1.881	9:08:09.574
4	48.358	+2.115	9:08:57.932
5	46.600	+0.357	9:09:44.532
6	<b>46.243</b>		9:10:30.775
7	46.542	+0.299	9:11:17.317
8	46.370	+0.127	9:12:03.687
9	46.466	+0.223	9:12:50.153
<b>(519) Mike Golla</b>			
1	57.215	+10.959	9:06:31.992
2	49.389	+3.133	9:07:21.381
3	47.625	+1.369	9:08:09.006
4	46.926	+0.670	9:08:55.932
5	46.927	+0.671	9:09:42.859
6	46.953	+0.697	9:10:29.812
7	46.948	+0.692	9:11:16.760
8	46.453	+0.197	9:12:03.213
9	<b>46.256</b>		9:12:49.469
<b>(501) Larry ten Voorde</b>			
1	57.248	+10.849	9:06:31.756
2	49.417	+3.018	9:07:21.173
3	49.492	+3.093	9:08:10.665
4	47.908	+1.509	9:08:58.573
5	47.523	+1.124	9:09:46.096
6	46.620	+0.221	9:10:32.716
7	<b>46.399</b>		9:11:19.115
8	46.511	+0.112	9:12:05.626
9	46.404	+0.005	9:12:52.030
<b>(309) Maximilian Schickedanz</b>			
1	1:03.854	+17.408	9:06:46.717
2	52.714	+6.268	9:07:39.431
3	48.253	+1.807	9:08:27.684
4	46.818	+0.372	9:09:14.502
5	46.663	+0.217	9:10:01.165
6	<b>46.446</b>		9:10:47.611
7	46.952	+0.506	9:11:34.563
8	46.559	+0.113	9:12:21.122
<b>(503) Julian Wagner</b>			
1	57.348	+10.869	9:07:12.304
2	48.748	+2.269	9:08:01.052
3	47.688	+1.209	9:08:48.740
4	47.680	+1.201	9:09:36.420
5	46.822	+0.343	9:10:23.242
6	46.537	+0.058	9:11:09.779
7	<b>46.479</b>		9:11:56.258
<b>(307) Mario Novak</b>			
1	1:02.598	+16.101	9:06:48.688
2	51.518	+5.021	9:07:40.206
3	48.847	+2.350	9:08:29.053
4	47.155	+0.658	9:09:16.208
5	46.841	+0.344	9:10:03.049
6	46.698	+0.201	9:10:49.747
7	46.946	+0.449	9:11:36.693

Runde	Rundenzeit	Diff.	Tageszeit
8	46.597	+0.100	9:12:23.290
9	<b>46.497</b>		9:13:09.787
<b>(305) Maikel Splithoff</b>			
1	1:00.641	+14.125	9:07:09.436
2	48.886	+2.370	9:07:58.322
3	47.300	+0.784	9:08:45.622
4	46.931	+0.415	9:09:32.553
5	<b>46.516</b>		9:10:19.069
6	48.470	+1.954	9:11:07.539
<b>(317) Phillip Wendt</b>			
1	57.657	+11.128	9:06:35.766
2	49.138	+2.609	9:07:24.904
3	47.913	+1.384	9:08:12.817
4	47.217	+0.688	9:09:00.034
5	46.925	+0.396	9:09:46.959
6	<b>46.529</b>		9:10:33.488
7	47.316	+0.787	9:11:20.804
<b>(301) Patrick Lumma</b>			
1	57.969	+11.377	9:06:38.263
2	50.384	+3.792	9:07:28.647
3	47.072	+0.480	9:08:15.719
4	<b>46.592</b>		9:09:02.311
<b>(109) Patrick Henke</b>			
1	57.529	+10.895	9:07:00.406
2	48.289	+1.655	9:07:48.695
3	46.796	+0.162	9:08:35.491
4	<b>46.634</b>		9:09:22.125
<b>(331) Felix Diesel</b>			
1	58.406	+11.737	9:06:35.369
2	48.755	+2.086	9:07:24.124
3	47.982	+1.313	9:08:12.106
4	46.836	+0.167	9:08:58.942
5	46.711	+0.042	9:09:45.653
6	46.812	+0.143	9:10:32.465
7	49.001	+2.332	9:11:21.466
8	<b>46.669</b>		9:12:08.135
9	46.705	+0.036	9:12:54.840
<b>(513) Mike Halder</b>			
1	1:00.722	+13.840	9:06:47.295
2	52.460	+5.578	9:07:39.755
3	48.625	+1.743	9:08:28.380
4	48.892	+2.010	9:09:17.272
5	47.239	+0.357	9:10:04.511
6	46.962	+0.080	9:10:51.473
7	<b>46.882</b>		9:11:38.355
8	47.092	+0.210	9:12:25.447
9	46.938	+0.056	9:13:12.385
<b>(505) Tim Schneider</b>			
1	59.267	+12.235	9:06:41.487
2	50.727	+3.695	9:07:32.214
3	48.055	+1.023	9:08:20.269
4	47.611	+0.579	9:09:07.880
5	<b>47.032</b>		9:09:54.912
6	47.035	+0.003	9:10:41.947
7	47.830	+0.798	9:11:29.777
8	48.189	+1.157	9:12:17.966
9	47.853	+0.821	9:13:05.819
<b>(515) Dominik Hummer</b>			

# Rotax Max Challenge Kerpen

Junior/Max/DD2-World

Erftlandring 1,107 Km

Warmup ungerade Startnummer

18.04.2010 08:50

Training gestartet um 9:05:23

Runde	Rundenzeit	Diff.	Tageszeit
1	1:58.822	+1:11.746	9:07:43.905
2	50.469	+3.393	9:08:34.374
3	48.016	+0.940	9:09:22.390
4	47.164	+0.088	9:10:09.554
5	47.246	+0.170	9:10:56.800
6	<b>47.076</b>		9:11:43.876
7	47.085	+0.009	9:12:30.961

(327) Niklas Rosenbach

1	1:00.719	+13.518	9:06:40.365
2	49.847	+2.646	9:07:30.212
3	47.393	+0.192	9:08:17.605
4	<b>47.201</b>		9:09:04.806

(311) Peter Cordes

1	57.055	+9.853	9:06:36.033
2	49.124	+1.922	9:07:25.157
3	48.698	+1.496	9:08:13.855
4	47.786	+0.584	9:09:01.641
5	47.450	+0.248	9:09:49.091
6	47.222	+0.020	9:10:36.313
7	<b>47.202</b>		9:11:23.515
8	47.278	+0.076	9:12:10.793

(507) Fabio Wagner

1	1:00.672	+13.425	9:06:43.815
2	51.669	+4.422	9:07:35.484
3	49.250	+2.003	9:08:24.734
4	47.825	+0.578	9:09:12.559
5	48.465	+1.218	9:10:01.024
6	47.586	+0.339	9:10:48.610
7	47.878	+0.631	9:11:36.488
8	47.470	+0.223	9:12:23.958
9	<b>47.247</b>		9:13:11.205

(511) Maximilian Dittrich

1	1:02.288	+14.974	9:07:52.514
2	49.780	+2.466	9:08:42.294
3	47.527	+0.213	9:09:29.821
4	47.557	+0.243	9:10:17.378
5	50.850	+3.536	9:11:08.228
6	<b>47.314</b>		9:11:55.542

(303) Patrick Weber

1	1:09.689	+22.194	9:07:43.349
2	50.099	+2.604	9:08:33.448
3	47.998	+0.503	9:09:21.446
4	47.718	+0.223	9:10:09.164
5	47.666	+0.171	9:10:56.830
6	47.779	+0.284	9:11:44.609
7	<b>47.495</b>		9:12:32.104

(319) Jenny Wurster

1	1:01.704	+14.097	9:06:45.763
2	53.947	+6.340	9:07:39.710
3	49.896	+2.289	9:08:29.606
4	48.560	+0.953	9:09:18.166
5	48.725	+1.118	9:10:06.891
6	47.729	+0.122	9:10:54.620
7	47.960	+0.353	9:11:42.580
8	<b>47.607</b>		9:12:30.187

(321) Tobias Schmidt

1	1:06.907	+19.037	9:06:47.538
2	52.420	+4.550	9:07:39.958
3	58.056	+10.186	9:08:38.014

Runde	Rundenzeit	Diff.	Tageszeit
4	48.685	+0.815	9:09:26.699
5	48.157	+0.287	9:10:14.856
6	<b>47.870</b>		9:11:02.726
7	48.398	+0.528	9:11:51.124
8	49.682	+1.812	9:12:40.806

(313) Lorenz Wolf

1	56.671	+8.291	9:06:34.152
2	49.239	+0.859	9:07:23.391
3	49.568	+1.188	9:08:12.959
4	48.579	+0.199	9:09:01.538
5	49.256	+0.876	9:09:50.794
6	48.762	+0.382	9:10:39.556
7	49.785	+1.405	9:11:29.341
8	48.447	+0.067	9:12:17.788
9	<b>48.380</b>		9:13:06.168

(111) Daniel Hoppe

1	<b>57.909</b>		9:07:10.361
---	---------------	--	-------------

(105) Alexander Banaszak

1	<b>1:02.341</b>		9:07:10.851
---	-----------------	--	-------------



## Rotax Max Challenge Kerpen

## Nach bester Rundenzeit sortiert

Junior/Max/DD2-World

Erftlandring 1,107 Km

Warmup gerade Startnummer

18.04.2010 08:40

Training gestartet um 8:54:14

Pos.	St.Nr.	Name	Fabrikat	Bewerber/Sponsor	Rnd.	Beste Zeit.	Diff.	km/h	In Rd.
Rotax DD2-World									
1	112	David Vogt	CRG	GN Motorsport	9	45.003		88,554	9
2	106	Marc Landwehr	CRG		8	45.248	0.245	88,075	8
3	114	Maximilian Fleischmann	Intrepid		8	45.351	0.348	87,875	7
4	104	Philipp Roebers	CRG		8	45.428	0.425	87,726	7
5	108	Kai Degenhardt	Zanardi		8	45.765	0.762	87,080	7
6	110	Sandra Simbürger	CRG		8	46.401	1.398	85,886	6
7	102	Andre Huber	M-Tec	Team M-Tec Racing	3	49.296	4.293	80,842	3

## Rotax Junior-World

1	516	Nico Müller	MG		9	46.328		86,021	9
2	518	Kevin Kemmling	M-Tec	Kartschmie.de	9	46.561	0.233	85,591	9
3	504	Pascal Marschall	CRG		7	46.865	0.537	85,036	7
4	512	Fabian Erle	Maranello		9	46.990	0.662	84,810	7
5	510	Philipp Anthes	Wildkart	MSC Wittgenborn/VPD Team Germany	9	47.030	0.702	84,737	8
6	508	Corinna Kamper	Intrepid		9	47.446	1.118	83,994	8
7	514	Felix Kohl	CRG		8	47.500	1.172	83,899	8
8	520	Moritz Oberheim	Energy	MSC Langenfeld	8	47.615	1.287	83,696	6
9	502	Kevin Schneck	Energy		8	47.861	1.533	83,266	8

## Rotax MAX-World

1	310	Maximilian Gunkel	Intrepid		8	45.731		87,144	7
2	306	Simon Wagner	M-Tec	Team M-Tec Racing	9	45.887	0.156	86,848	8
3	334	Ferenc Kancsar	Intrepid		7	45.978	0.247	86,676	6
4	330	Nico Klasen	MG	GN Motorsport	9	46.301	0.570	86,072	9
5	316	Arian Butzbach	PCR	Speedworld by MKR	8	46.376	0.645	85,932	6
6	302	Sandro Lukovic	PCR		8	46.431	0.700	85,831	7
7	318	Niki Laa	Intrepid	Intrepid Force Rotax	8	46.434	0.703	85,825	7
8	326	Nino Kuhn	Mach1	Baral Racing	9	46.468	0.737	85,762	8
9	308	Coen Nijssen	EA		9	46.471	0.740	85,757	8
10	304	Robin Püttmann	M-Tec	MPR Racing	9	46.568	0.837	85,578	7
11	332	Julia Leopold	Tony		9	46.635	0.904	85,455	9
12	322	Dennis Kohl			9	46.815	1.084	85,127	7
13	312	Danny Lang	Sodi	Team Kartsport Klimm	9	47.038	1.307	84,723	9
14	314	Sebastian Michels	Intrepid		4	47.181	1.450	84,466	4
15	324	Manuel Fahnauer	CRG	Nintendo T.Scheider/MSK Ipf Bopfingen	9	47.256	1.525	84,332	6
16	328	Tobias Weichenberger	Intrepid		2	50.453	4.722	78,988	2

# Rotax Max Challenge Kerpen

Junior/Max/DD2-World

Erftlandring 1,107 Km

Warmup gerade Startnummer

18.04.2010 08:40

Training gestartet um 8:54:14

Runde	Rundenzeit	Diff.	Tageszeit
<b>(112) David Vogt</b>			
1	59.692	+14.689	8:55:32.003
2	48.425	+3.422	8:56:20.428
3	46.713	+1.710	8:57:07.141
4	45.966	+0.963	8:57:53.107
5	45.604	+0.601	8:58:38.711
6	45.231	+0.228	8:59:23.942
7	45.234	+0.231	9:00:09.176
8	45.172	+0.169	9:00:54.348
9	<b>45.003</b>		9:01:39.351

Runde	Rundenzeit	Diff.	Tageszeit
<b>(106) Marc Landwehr</b>			
1	1:02.255	+17.007	8:56:16.694
2	50.375	+5.127	8:57:07.069
3	49.554	+4.306	8:57:56.623
4	46.214	+0.966	8:58:42.837
5	45.629	+0.381	8:59:28.466
6	45.410	+0.162	9:00:13.876
7	45.751	+0.503	9:00:59.627
8	<b>45.248</b>		9:01:44.875

Runde	Rundenzeit	Diff.	Tageszeit
<b>(114) Maximilian Fleischmann</b>			
1	1:01.448	+16.097	8:56:18.713
2	50.095	+4.744	8:57:08.808
3	46.393	+1.042	8:57:55.201
4	46.842	+1.491	8:58:42.043
5	45.937	+0.586	8:59:27.980
6	45.683	+0.332	9:00:13.663
7	<b>45.351</b>		9:00:59.014
8	45.582	+0.231	9:01:44.596

Runde	Rundenzeit	Diff.	Tageszeit
<b>(104) Philipp Roebers</b>			
1	1:01.225	+15.797	8:56:04.069
2	48.682	+3.254	8:56:52.751
3	46.594	+1.166	8:57:39.345
4	45.967	+0.539	8:58:25.312
5	45.775	+0.347	8:59:11.087
6	45.663	+0.235	8:59:56.750
7	<b>45.428</b>		9:00:42.178
8	50.759	+5.331	9:01:32.937

Runde	Rundenzeit	Diff.	Tageszeit
<b>(310) Maximilian Gunkel</b>			
1	56.188	+10.457	8:56:14.360
2	47.907	+2.176	8:57:02.267
3	46.662	+0.931	8:57:48.929
4	46.105	+0.374	8:58:35.034
5	45.839	+0.108	8:59:20.873
6	46.386	+0.655	9:00:07.259
7	<b>45.731</b>		9:00:52.990
8	45.849	+0.118	9:01:38.839

Runde	Rundenzeit	Diff.	Tageszeit
<b>(108) Kai Degenhardt</b>			
1	59.297	+13.532	8:55:33.129
2	49.646	+3.881	8:56:22.775
3	1:15.487	+29.722	8:57:38.262
4	46.890	+1.125	8:58:25.152
5	47.189	+1.424	8:59:12.341
6	46.200	+0.435	8:59:58.541
7	<b>45.765</b>		9:00:44.306
8	51.432	+5.667	9:01:35.738

Runde	Rundenzeit	Diff.	Tageszeit
<b>(306) Simon Wagner</b>			
1	56.252	+10.365	8:55:19.277
2	50.468	+4.581	8:56:09.745
3	47.029	+1.142	8:56:56.774

Runde	Rundenzeit	Diff.	Tageszeit
4	46.357	+0.470	8:57:43.131
5	46.127	+0.240	8:58:29.258
6	50.226	+4.339	8:59:19.484
7	46.125	+0.238	9:00:05.609
8	<b>45.887</b>		9:00:51.496
9	45.914	+0.027	9:01:37.410

Runde	Rundenzeit	Diff.	Tageszeit
<b>(334) Ferenc Kancsar</b>			
1	1:04.395	+18.417	8:56:01.965
2	48.410	+2.432	8:56:50.375
3	48.238	+2.260	8:57:38.613
4	48.940	+2.962	8:58:27.553
5	46.178	+0.200	8:59:13.731
6	<b>45.978</b>		8:59:59.709
7	46.135	+0.157	9:00:45.844

Runde	Rundenzeit	Diff.	Tageszeit
<b>(330) Nico Klasen</b>			
1	58.684	+12.383	8:55:30.044
2	49.507	+3.206	8:56:19.551
3	48.698	+2.397	8:57:08.249
4	46.854	+0.553	8:57:55.103
5	49.583	+3.282	8:58:44.686
6	46.360	+0.059	8:59:31.046
7	46.324	+0.023	9:00:17.370
8	46.309	+0.008	9:01:03.679
9	<b>46.301</b>		9:01:49.980

Runde	Rundenzeit	Diff.	Tageszeit
<b>(516) Nico Müller</b>			
1	1:01.586	+15.258	8:55:30.553
2	51.583	+5.255	8:56:22.136
3	49.495	+3.167	8:57:11.631
4	47.850	+1.522	8:57:59.481
5	47.126	+0.798	8:58:46.607
6	47.061	+0.733	8:59:33.668
7	46.665	+0.337	9:00:20.333
8	46.332	+0.004	9:01:06.665
9	<b>46.328</b>		9:01:52.993

Runde	Rundenzeit	Diff.	Tageszeit
<b>(316) Arian Butzbach</b>			
1	1:04.920	+18.544	8:56:18.841
2	48.755	+2.379	8:57:07.596
3	47.211	+0.835	8:57:54.807
4	46.872	+0.496	8:58:41.679
5	47.195	+0.819	8:59:28.874
6	<b>46.376</b>		9:00:15.250
7	46.451	+0.075	9:01:01.701
8	46.387	+0.011	9:01:48.088

Runde	Rundenzeit	Diff.	Tageszeit
<b>(110) Sandra Simbürger</b>			
1	1:10.294	+23.893	8:55:41.263
2	52.743	+6.342	8:56:34.006
3	52.466	+6.065	8:57:26.472
4	48.845	+2.444	8:58:15.317
5	46.665	+0.264	8:59:01.982
6	<b>46.401</b>		8:59:48.383
7	<b>46.401</b>		9:00:34.784
8	46.442	+0.041	9:01:21.226

Runde	Rundenzeit	Diff.	Tageszeit
<b>(302) Sandro Lukovic</b>			
1	55.743	+9.312	8:56:07.184
2	48.242	+1.811	8:56:55.426
3	46.973	+0.542	8:57:42.399
4	46.681	+0.250	8:58:29.080
5	48.080	+1.649	8:59:17.160
6	46.488	+0.057	9:00:03.648
7	<b>46.431</b>		9:00:50.079

Runde	Rundenzeit	Diff.	Tageszeit
8	46.629	+0.198	9:01:36.708
<b>(318) Niki Laa</b>			
1	58.273	+11.839	8:55:51.137
2	52.463	+6.029	8:56:43.600
3	48.266	+1.832	8:57:31.866
4	47.091	+0.657	8:58:18.957
5	47.087	+0.653	8:59:06.044
6	46.538	+0.104	8:59:52.582
7	<b>46.434</b>		9:00:39.016
8	46.480	+0.046	9:01:25.496

Runde	Rundenzeit	Diff.	Tageszeit
<b>(326) Nino Kuhn</b>			
1	1:02.983	+16.515	8:55:35.159
2	56.202	+9.734	8:56:31.361
3	50.675	+4.207	8:57:22.036
4	47.245	+0.777	8:58:09.281
5	46.853	+0.385	8:58:56.134
6	46.754	+0.286	8:59:42.888
7	46.603	+0.135	9:00:29.491
8	<b>46.468</b>		9:01:15.959
9	46.556	+0.088	9:02:02.515

Runde	Rundenzeit	Diff.	Tageszeit
<b>(308) Coen Nijssen</b>			
1	56.998	+10.527	8:55:21.979
2	51.313	+4.842	8:56:13.292
3	47.362	+0.891	8:57:00.654
4	46.832	+0.361	8:57:47.486
5	46.489	+0.018	8:58:33.975
6	46.515	+0.044	8:59:20.490
7	47.320	+0.849	9:00:07.810
8	<b>46.471</b>		9:00:54.281
9	46.574	+0.103	9:01:40.855

Runde	Rundenzeit	Diff.	Tageszeit
<b>(518) Kevin Kemmling</b>			
1	1:03.195	+16.634	8:55:37.739
2	51.450	+4.889	8:56:29.189
3	49.028	+2.467	8:57:18.217
4	47.558	+0.997	8:58:05.775
5	47.041	+0.480	8:58:52.816
6	47.008	+0.447	8:59:39.824
7	46.948	+0.387	9:00:26.772
8	46.766	+0.205	9:01:13.538
9	<b>46.561</b>		9:02:00.099

Runde	Rundenzeit	Diff.	Tageszeit
<b>(304) Robin Püttmann</b>			
1	57.808	+11.240	8:55:19.603
2	50.602	+4.034	8:56:10.205
3	47.533	+0.965	8:56:57.738
4	46.854	+0.286	8:57:44.592
5	46.741	+0.173	8:58:31.333
6	46.701	+0.133	8:59:18.034
7	<b>46.568</b>		9:00:04.602
8	46.744	+0.176	9:00:51.346
9	47.035	+0.467	9:01:38.381

Runde	Rundenzeit	Diff.	Tageszeit
<b>(332) Julia Leopold</b>			
1	59.955	+13.320	8:55:35.009
2	49.854	+3.219	8:56:24.863
3	48.571	+1.936	8:57:13.434
4	47.799	+1.164	8:58:01.233
5	47.130	+0.495	8:58:48.363
6	46.861	+0.226	8:59:35.224
7	46.795	+0.160	9:00:22.019
8	47.226	+0.591	9:01:09.245
9	<b>46.635</b>		9:01:55.880



# Rotax Max Challenge Kerpen

Junior/Max/DD2-World

Erftlandring 1,107 Km

Warmup gerade Startnummer

18.04.2010 08:40

Training gestartet um 8:54:14

Runde	Rundenzeit	Diff.	Tageszeit
<b>(322) Dennis Kohl</b>			
1	58.406	+11.591	8:55:25.720
2	51.214	+4.399	8:56:16.934
3	48.325	+1.510	8:57:05.259
4	47.183	+0.368	8:57:52.442
5	47.363	+0.548	8:58:39.805
6	47.057	+0.242	8:59:26.862
7	<b>46.815</b>		9:00:13.677
8	47.256	+0.441	9:01:00.933
9	47.001	+0.186	9:01:47.934

Runde	Rundenzeit	Diff.	Tageszeit
<b>(504) Pascal Marschall</b>			
1	1:18.098	+31.233	8:56:31.506
2	52.895	+6.030	8:57:24.401
3	48.849	+1.984	8:58:13.250
4	47.869	+1.004	8:59:01.119
5	47.660	+0.795	8:59:48.779
6	46.979	+0.114	9:00:35.758
7	<b>46.865</b>		9:01:22.623

Runde	Rundenzeit	Diff.	Tageszeit
<b>(512) Fabian Erle</b>			
1	58.598	+11.608	8:55:22.788
2	52.159	+5.169	8:56:14.947
3	48.444	+1.454	8:57:03.391
4	47.625	+0.635	8:57:51.016
5	47.831	+0.841	8:58:38.847
6	47.173	+0.183	8:59:26.020
7	<b>46.990</b>		9:00:13.010
8	48.219	+1.229	9:01:01.229
9	47.300	+0.310	9:01:48.529

Runde	Rundenzeit	Diff.	Tageszeit
<b>(510) Philipp Anthes</b>			
1	1:01.545	+14.515	8:55:29.978
2	51.599	+4.569	8:56:21.577
3	49.364	+2.334	8:57:10.941
4	48.015	+0.985	8:57:58.956
5	47.411	+0.381	8:58:46.367
6	47.776	+0.746	8:59:34.143
7	47.192	+0.162	9:00:21.335
8	<b>47.030</b>		9:01:08.365
9	47.145	+0.115	9:01:55.510

Runde	Rundenzeit	Diff.	Tageszeit
<b>(312) Danny Lang</b>			
1	1:01.197	+14.159	8:55:34.483
2	51.105	+4.067	8:56:25.588
3	48.227	+1.189	8:57:13.815
4	47.967	+0.929	8:58:01.782
5	47.267	+0.229	8:58:49.049
6	47.337	+0.299	8:59:36.386
7	47.186	+0.148	9:00:23.572
8	47.164	+0.126	9:01:10.736
9	<b>47.038</b>		9:01:57.774

Runde	Rundenzeit	Diff.	Tageszeit
<b>(314) Sebastian Michels</b>			
1	59.831	+12.650	8:55:48.398
2	49.502	+2.321	8:56:37.900
3	49.382	+2.201	8:57:27.282
4	<b>47.181</b>		8:58:14.463

Runde	Rundenzeit	Diff.	Tageszeit
<b>(324) Manuel Fahnauer</b>			
1	59.864	+12.608	8:55:25.587
2	51.478	+4.222	8:56:17.065
3	49.059	+1.803	8:57:06.124
4	48.599	+1.343	8:57:54.723
5	47.749	+0.493	8:58:42.472

Runde	Rundenzeit	Diff.	Tageszeit
6	<b>47.256</b>		8:59:29.728
7	47.724	+0.468	9:00:17.452
8	47.645	+0.389	9:01:05.097
9	47.999	+0.743	9:01:53.096

Runde	Rundenzeit	Diff.	Tageszeit
<b>(508) Corinna Kamper</b>			
1	1:00.966	+13.520	8:55:29.010
2	50.468	+3.022	8:56:19.478
3	50.077	+2.631	8:57:09.555
4	48.178	+0.732	8:57:57.733
5	47.987	+0.541	8:58:45.720
6	47.960	+0.514	8:59:33.680
7	47.951	+0.505	9:00:21.631
8	<b>47.446</b>		9:01:09.077
9	47.825	+0.379	9:01:56.902

Runde	Rundenzeit	Diff.	Tageszeit
<b>(514) Felix Kohl</b>			
1	1:03.614	+16.114	8:55:39.899
2	53.111	+5.611	8:56:33.010
3	51.875	+4.375	8:57:24.885
4	48.893	+1.393	8:58:13.778
5	49.598	+2.098	8:59:03.376
6	48.081	+0.581	8:59:51.457
7	48.197	+0.697	9:00:39.654
8	<b>47.500</b>		9:01:27.154

Runde	Rundenzeit	Diff.	Tageszeit
<b>(520) Moritz Oberheim</b>			
1	57.893	+10.278	8:55:21.265
2	53.365	+5.750	8:56:14.630
3	1:13.514	+25.899	8:57:28.144
4	49.237	+1.622	8:58:17.381
5	49.073	+1.458	8:59:06.454
6	<b>47.615</b>		8:59:54.069
7	47.763	+0.148	9:00:41.832
8	47.677	+0.062	9:01:29.509

Runde	Rundenzeit	Diff.	Tageszeit
<b>(502) Kevin Schneck</b>			
1	1:02.383	+14.522	8:55:29.327
2	51.956	+4.095	8:56:21.283
3	51.662	+3.801	8:57:12.945
4	50.075	+2.214	8:58:03.020
5	48.158	+0.297	8:58:51.178
6	47.916	+0.055	8:59:39.094
7	48.339	+0.478	9:00:27.433
8	<b>47.861</b>		9:01:15.294

Runde	Rundenzeit	Diff.	Tageszeit
<b>(102) Andre Huber</b>			
1	1:01.385	+12.089	8:55:31.929
2	50.757	+1.461	8:56:22.686
3	<b>49.296</b>		8:57:11.982

Runde	Rundenzeit	Diff.	Tageszeit
<b>(328) Tobias Weichenberger</b>			
1	59.890	+9.437	8:55:32.857
2	<b>50.453</b>		8:56:23.310



## Rotax Max Challenge Kerpen

## Nach bester Rundenzeit sortiert

Max-World

Erftlandring 1,107 Km

Zeittraining

18.04.2010 10:18

Qualifikation gestartet um 10:30:07

Pos.	St.Nr.	Name	Fabrikat	Bewerber/Sponsor	Rnd.	Beste Zeit.	Diff.	km/h	In Rd.
1	334	Ferenc Kancsar	Intrepid	Intrepid Force Rotax	8	45.253		88,065	6
2	310	Maximilian Gunkel	Intrepid	Intrepid Force Rotax	11	45.392	0.139	87,795	8
3	306	Simon Wagner	M-Tec	Team M-Tec Racing	9	45.557	0.304	87,477	9
4	325	Steven Hees	MG	GN Motorsport	11	45.672	0.419	87,257	4
5	301	Patrick Lumma	M-Tec	Team M-Tec Racing	8	45.738	0.485	87,131	4
6	330	Nico Klasen	MG	GN Motorsport	12	45.753	0.500	87,102	6
7	302	Sandro Lukovic	PCR	Speedworld by MKR	7	45.774	0.521	87,063	4
8	317	Phillip Wendt	Intrepid		10	45.775	0.522	87,061	5
9	329	Christopher Friedrich	Maranello	Kartschule Racing Team	13	45.805	0.552	87,004	8
10	326	Nino Kuhn	Mach1	Baral Racing	10	45.818	0.565	86,979	8
11	331	Felix Diesel	CRG		13	45.823	0.570	86,969	8
12	314	Sebastian Michels	Intrepid		10	45.831	0.578	86,954	6
13	304	Robin Püttmann	M-Tec	MPR Racing	9	45.835	0.582	86,947	5
14	318	Niki Laa	Intrepid	Intrepid Force Rotax	11	45.891	0.638	86,841	7
15	305	Maikel Splithoff	M-Tec	Team M-Tec Racing	9	45.892	0.639	86,839	6
16	322	Dennis Kohl			10	45.912	0.659	86,801	7
17	316	Arian Butzbach	PCR	Speedworld by MKR	7	46.020	0.767	86,597	5
18	309	Maximilian Schickedanz	Sodi	Team Kartsport Klimm	12	46.039	0.786	86,561	7
19	308	Coen Nijsen	EA		13	46.083	0.830	86,479	6
20	323	Dominik Vasold	Intrepid	/VPD Team Germany	13	46.124	0.871	86,402	5
21	307	Mario Novak	Birel		10	46.144	0.891	86,364	4
22	328	Tobias Weichenberger	Intrepid		9	46.206	0.953	86,249	8
23	332	Julia Leopold	Tony		13	46.272	1.019	86,126	7
24	312	Danny Lang	Sodi	Team Kartsport Klimm	12	46.272	1.019	86,126	4
25	303	Patrick Weber	Sodi	Team Kartsport Klimm	13	46.420	1.167	85,851	10
26	311	Peter Cordes	Hutless		12	46.450	1.197	85,795	12
27	324	Manuel Fahnauer	CRG	Nintendo T.Scheider/MSC Ipf Bopfingen	13	46.536	1.283	85,637	5
28	321	Tobias Schmidt	Haase		12	46.657	1.404	85,415	9
29	327	Niklas Rosenbach	MS		11	46.677	1.424	85,378	7
30	319	Jenny Wurster	Intrepid		13	46.729	1.476	85,283	6
31	313	Lorenz Wolf	CRG		10	48.354	3.101	82,417	3

## Bemerkungen

Ergebnis vorbehaltlich technischer Nachuntersuchung

Zeitnahmekommissar &amp; Auswertung: Camp Company GmbH

Orbits

Rennleiter: Reinhard Tropp Rennsekretär: Ute Bimber

Aushang: Uhr Reg-Nr.: 95/2010

Unterschrift RL: Unterschrift ZK:

www.mylaps.com

Lizenziert für Camp Company GmbH

# Rotax Max Challenge Kerpen

Max-World

Erftlandring 1,107 Km

Zeittraining

18.04.2010 10:18

Qualifikation gestartet um 10:30:07

Runde	Rundenzeit	Diff.	Tageszeit
<b>(334) Ferenc Kancsar</b>			
1	1:07.066	+21.813	10:32:14.990
2	57.644	+12.391	10:33:12.634
3	47.002	+1.749	10:33:59.636
4	45.817	+0.564	10:34:45.453
5	45.444	+0.191	10:35:30.897
6	<b>45.253</b>		10:36:16.150
7	45.887	+0.634	10:37:02.037
8	45.364	+0.111	10:37:47.401
<b>(310) Maximilian Gunkel</b>			
1	52.858	+7.466	10:31:45.014
2	46.638	+1.246	10:32:31.652
3	46.320	+0.928	10:33:17.972
4	45.519	+0.127	10:34:03.491
5	45.538	+0.146	10:34:49.029
6	45.401	+0.009	10:35:34.430
7	45.401	+0.009	10:36:19.831
8	<b>45.392</b>		10:37:05.223
9	45.616	+0.224	10:37:50.839
10	45.703	+0.311	10:38:36.542
11	46.036	+0.644	10:39:22.578
<b>(306) Simon Wagner</b>			
1	51.579	+6.022	10:31:13.409
2	47.377	+1.820	10:32:00.786
3	45.815	+0.258	10:32:46.601
4	45.923	+0.366	10:33:32.524
5	45.765	+0.208	10:34:18.289
6	45.768	+0.211	10:35:04.057
7	45.694	+0.137	10:35:49.751
8	45.693	+0.136	10:36:35.444
9	<b>45.557</b>		10:37:21.001
<b>(325) Steven Hees</b>			
1	54.154	+8.482	10:32:27.534
2	47.834	+2.162	10:33:15.368
3	46.119	+0.447	10:34:01.487
4	<b>45.672</b>		10:34:47.159
5	45.905	+0.233	10:35:33.064
6	46.166	+0.494	10:36:19.230
7	45.815	+0.143	10:37:05.045
8	46.455	+0.783	10:37:51.500
9	46.015	+0.343	10:38:37.515
10	46.150	+0.478	10:39:23.665
11	46.514	+0.842	10:40:10.179
<b>(301) Patrick Lumma</b>			
1	51.869	+6.131	10:31:14.640
2	48.957	+3.219	10:32:03.597
3	46.052	+0.314	10:32:49.649
4	<b>45.738</b>		10:33:35.387
5	45.754	+0.016	10:34:21.141
6	46.062	+0.324	10:35:07.203
7	46.014	+0.276	10:35:53.217
8	48.199	+2.461	10:36:41.416
<b>(330) Nico Klasen</b>			
1	55.840	+10.087	10:31:45.680
2	47.142	+1.389	10:32:32.822
3	46.584	+0.831	10:33:19.406
4	46.001	+0.248	10:34:05.407
5	45.918	+0.165	10:34:51.325
6	<b>45.753</b>		10:35:37.078
7	46.554	+0.801	10:36:23.632

Runde	Rundenzeit	Diff.	Tageszeit
8	46.410	+0.657	10:37:10.042
9	46.348	+0.595	10:37:56.390
10	46.044	+0.291	10:38:42.434
11	46.138	+0.385	10:39:28.572
12	46.164	+0.411	10:40:14.736
<b>(302) Sandro Lukovic</b>			
1	55.935	+10.161	10:33:20.436
2	46.694	+0.920	10:34:07.130
3	46.209	+0.435	10:34:53.339
4	<b>45.774</b>		10:35:39.113
5	46.019	+0.245	10:36:25.132
6	49.472	+3.698	10:37:14.604
7	46.088	+0.314	10:38:00.692
<b>(317) Phillip Wendt</b>			
1	51.867	+6.092	10:31:15.123
2	47.481	+1.706	10:32:02.604
3	46.228	+0.453	10:32:48.832
4	45.980	+0.205	10:33:34.812
5	<b>45.775</b>		10:34:20.587
6	46.257	+0.482	10:35:06.844
7	46.686	+0.911	10:35:53.530
8	46.119	+0.344	10:36:39.649
9	46.312	+0.537	10:37:25.961
10	46.678	+0.903	10:38:12.639
<b>(329) Christopher Friedrich</b>			
1	53.214	+7.409	10:31:20.303
2	47.406	+1.601	10:32:07.709
3	46.339	+0.534	10:32:54.048
4	45.830	+0.025	10:33:39.878
5	46.196	+0.391	10:34:26.074
6	45.825	+0.020	10:35:11.899
7	46.163	+0.358	10:35:58.062
8	<b>45.805</b>		10:36:43.867
9	46.333	+0.528	10:37:30.200
10	45.879	+0.074	10:38:16.079
11	46.849	+1.044	10:39:02.928
12	46.295	+0.490	10:39:49.223
13	46.089	+0.284	10:40:35.312
<b>(326) Nino Kuhn</b>			
1	54.098	+8.280	10:31:53.714
2	51.732	+5.914	10:32:45.446
3	47.685	+1.867	10:33:33.131
4	45.851	+0.033	10:34:18.982
5	46.027	+0.209	10:35:05.009
6	45.882	+0.064	10:35:50.891
7	47.955	+2.137	10:36:38.846
8	<b>45.818</b>		10:37:24.664
9	49.178	+3.360	10:38:13.842
10	48.732	+2.914	10:39:02.574
<b>(331) Felix Diesel</b>			
1	1:01.459	+15.636	10:31:26.957
2	48.916	+3.093	10:32:15.873
3	47.153	+1.330	10:33:03.026
4	46.719	+0.896	10:33:49.745
5	46.318	+0.495	10:34:36.063
6	54.531	+8.708	10:35:30.594
7	46.702	+0.879	10:36:17.296
8	<b>45.823</b>		10:37:03.119
9	46.105	+0.282	10:37:49.224
10	46.293	+0.470	10:38:35.517
11	46.418	+0.595	10:39:21.935

Runde	Rundenzeit	Diff.	Tageszeit
12	53.201	+7.378	10:40:15.136
13	46.405	+0.582	10:41:01.541
<b>(314) Sebastian Michels</b>			
1	1:07.128	+21.297	10:31:38.097
2	47.959	+2.128	10:32:26.056
3	49.518	+3.687	10:33:15.574
4	46.126	+0.295	10:34:01.700
5	46.133	+0.302	10:34:47.833
6	<b>45.831</b>		10:35:33.664
7	46.000	+0.169	10:36:19.664
8	46.184	+0.353	10:37:05.848
9	45.981	+0.150	10:37:51.829
10	46.002	+0.171	10:38:37.831
<b>(304) Robin Püttmann</b>			
1	52.030	+6.195	10:31:14.142
2	48.320	+2.485	10:32:02.462
3	46.177	+0.342	10:32:48.639
4	45.941	+0.106	10:33:34.580
5	<b>45.835</b>		10:34:20.415
6	45.951	+0.116	10:35:06.366
7	45.873	+0.038	10:35:52.239
8	46.127	+0.292	10:36:38.366
9	46.030	+0.195	10:37:24.396
<b>(318) Niki Laa</b>			
1	1:08.744	+22.853	10:31:45.142
2	48.963	+3.072	10:32:34.105
3	46.593	+0.702	10:33:20.698
4	46.916	+1.025	10:34:07.614
5	46.162	+0.271	10:34:53.776
6	45.924	+0.033	10:35:39.700
7	<b>45.891</b>		10:36:25.591
8	47.335	+1.444	10:37:12.926
9	46.091	+0.200	10:37:59.017
10	45.918	+0.027	10:38:44.935
11	46.451	+0.560	10:39:31.386
<b>(305) Maikel Splithoff</b>			
1	55.504	+9.612	10:31:32.371
2	46.889	+0.997	10:32:19.260
3	46.294	+0.402	10:33:05.554
4	46.337	+0.445	10:33:51.891
5	46.062	+0.170	10:34:37.953
6	<b>45.892</b>		10:35:23.845
7	45.942	+0.050	10:36:09.787
8	47.533	+1.641	10:36:57.320
9	48.461	+2.569	10:37:45.781
<b>(322) Dennis Kohl</b>			
1	53.083	+7.171	10:31:18.109
2	47.040	+1.128	10:32:05.149
3	46.225	+0.313	10:32:51.374
4	46.132	+0.220	10:33:37.506
5	46.107	+0.195	10:34:23.613
6	46.084	+0.172	10:35:09.697
7	<b>45.912</b>		10:35:55.609
8	46.030	+0.118	10:36:41.639
9	46.253	+0.341	10:37:27.892
10	46.288	+0.376	10:38:14.180
<b>(316) Arian Butzbach</b>			
1	1:01.199	+15.179	10:33:26.439
2	49.188	+3.168	10:34:15.627
3	46.551	+0.531	10:35:02.178



# Rotax Max Challenge Kerpen

Max-World

Erftlandring 1,107 Km

Zeittraining

18.04.2010 10:18

Qualifikation gestartet um 10:30:07

Runde	Rundenzeit	Diff.	Tageszeit
4	46.041	+0.021	10:35:48.219
5	<b>46.020</b>		10:36:34.239
6	46.602	+0.582	10:37:20.841
7	46.900	+0.880	10:38:07.741

(309) Maximilian Schickedanz

Runde	Rundenzeit	Diff.	Tageszeit
1	1:00.445	+14.406	10:31:26.390
2	49.727	+3.688	10:32:16.117
3	47.754	+1.715	10:33:03.871
4	48.916	+2.877	10:33:52.787
5	46.200	+0.161	10:34:38.987
6	46.452	+0.413	10:35:25.439
7	<b>46.039</b>		10:36:11.478
8	46.162	+0.123	10:36:57.640
9	46.884	+0.845	10:37:44.524
10	47.227	+1.188	10:38:31.751
11	46.492	+0.453	10:39:18.243
12	46.175	+0.136	10:40:04.418

(308) Coen Nijzen

Runde	Rundenzeit	Diff.	Tageszeit
1	52.008	+5.925	10:31:18.290
2	47.151	+1.068	10:32:05.441
3	47.445	+1.362	10:32:52.886
4	46.580	+0.497	10:33:39.466
5	46.236	+0.153	10:34:25.702
6	<b>46.083</b>		10:35:11.785
7	46.512	+0.429	10:35:58.297
8	46.238	+0.155	10:36:44.535
9	46.288	+0.205	10:37:30.823
10	46.252	+0.169	10:38:17.075
11	46.411	+0.328	10:39:03.486
12	46.287	+0.204	10:39:49.773
13	46.475	+0.392	10:40:36.248

(323) Dominik Vasold

Runde	Rundenzeit	Diff.	Tageszeit
1	52.499	+6.375	10:31:50.607
2	46.627	+0.503	10:32:37.234
3	46.332	+0.208	10:33:23.566
4	46.253	+0.129	10:34:09.819
5	<b>46.124</b>		10:34:55.943
6	46.189	+0.065	10:35:42.132
7	46.718	+0.594	10:36:28.850
8	46.703	+0.579	10:37:15.553
9	46.338	+0.214	10:38:01.891
10	46.625	+0.501	10:38:48.516
11	46.492	+0.368	10:39:35.008
12	46.242	+0.118	10:40:21.250
13	46.337	+0.213	10:41:07.587

(307) Mario Novak

Runde	Rundenzeit	Diff.	Tageszeit
1	53.647	+7.503	10:31:20.551
2	47.591	+1.447	10:32:08.142
3	46.382	+0.238	10:32:54.524
4	<b>46.144</b>		10:33:40.668
5	46.581	+0.437	10:34:27.249
6	46.259	+0.115	10:35:13.508
7	46.494	+0.350	10:36:00.002
8	46.634	+0.490	10:36:46.636
9	46.540	+0.396	10:37:33.176
10	46.646	+0.502	10:38:19.822

(328) Tobias Weichenberger

Runde	Rundenzeit	Diff.	Tageszeit
1	1:00.844	+14.638	10:31:58.158
2	47.648	+1.442	10:32:45.806
3	46.584	+0.378	10:33:32.390
4	46.357	+0.151	10:34:18.747

Runde	Rundenzeit	Diff.	Tageszeit
5	49.648	+3.442	10:35:08.395
6	46.386	+0.180	10:35:54.781
7	46.480	+0.274	10:36:41.261
8	<b>46.206</b>		10:37:27.467
9	46.610	+0.404	10:38:14.077

(332) Julia Leopold

Runde	Rundenzeit	Diff.	Tageszeit
1	53.373	+7.101	10:31:21.682
2	48.990	+2.718	10:32:10.672
3	47.221	+0.949	10:32:57.893
4	46.706	+0.434	10:33:44.599
5	50.799	+4.527	10:34:35.398
6	46.421	+0.149	10:35:21.819
7	<b>46.272</b>		10:36:08.091
8	47.514	+1.242	10:36:55.605
9	48.840	+2.568	10:37:44.445
10	47.887	+1.615	10:38:32.332
11	46.307	+0.035	10:39:18.639
12	46.793	+0.521	10:40:05.432
13	46.891	+0.619	10:40:52.323

(312) Danny Lang

Runde	Rundenzeit	Diff.	Tageszeit
1	53.041	+6.769	10:31:20.925
2	47.931	+1.659	10:32:08.856
3	46.593	+0.321	10:32:55.449
4	<b>46.272</b>		10:33:41.721
5	47.428	+1.156	10:34:29.149
6	46.535	+0.263	10:35:15.684
7	46.361	+0.089	10:36:02.045
8	46.573	+0.301	10:36:48.618
9	46.763	+0.491	10:37:35.381
10	46.590	+0.318	10:38:21.971
11	46.964	+0.692	10:39:08.935
12	46.893	+0.621	10:39:55.828

(303) Patrick Weber

Runde	Rundenzeit	Diff.	Tageszeit
1	53.962	+7.542	10:31:21.462
2	48.920	+2.500	10:32:10.382
3	47.107	+0.687	10:32:57.489
4	47.306	+0.886	10:33:44.795
5	47.074	+0.654	10:34:31.869
6	46.587	+0.167	10:35:18.456
7	48.835	+2.415	10:36:07.291
8	47.944	+1.524	10:36:55.235
9	46.855	+0.435	10:37:42.090
10	<b>46.420</b>		10:38:28.510
11	46.601	+0.181	10:39:15.111
12	47.421	+1.001	10:40:02.532
13	47.623	+1.203	10:40:50.155

(311) Peter Cordes

Runde	Rundenzeit	Diff.	Tageszeit
1	53.125	+6.675	10:31:21.949
2	48.527	+2.077	10:32:10.476
3	54.268	+7.818	10:33:04.744
4	47.079	+0.629	10:33:51.823
5	46.815	+0.365	10:34:38.638
6	46.639	+0.189	10:35:25.277
7	47.079	+0.629	10:36:12.356
8	46.808	+0.358	10:36:59.164
9	46.887	+0.437	10:37:46.051
10	46.968	+0.518	10:38:33.019
11	46.541	+0.091	10:39:19.560
12	<b>46.450</b>		10:40:06.010

(324) Manuel Fahner

Runde	Rundenzeit	Diff.	Tageszeit
1	55.623	+9.087	10:31:40.938

Runde	Rundenzeit	Diff.	Tageszeit
2	48.200	+1.664	10:32:29.138
3	47.343	+0.807	10:33:16.481
4	47.058	+0.522	10:34:03.539
5	<b>46.536</b>		10:34:50.075
6	46.747	+0.211	10:35:36.822
7	46.758	+0.222	10:36:23.580
8	47.073	+0.537	10:37:10.653
9	46.809	+0.273	10:37:57.462
10	47.039	+0.503	10:38:44.501
11	47.784	+1.248	10:39:32.285
12	47.233	+0.697	10:40:19.518
13	47.062	+0.526	10:41:06.580

(321) Tobias Schmidt

Runde	Rundenzeit	Diff.	Tageszeit
1	1:00.045	+13.388	10:32:19.128
2	48.720	+2.063	10:33:07.848
3	47.228	+0.571	10:33:55.076
4	46.857	+0.200	10:34:41.933
5	46.989	+0.332	10:35:28.922
6	47.087	+0.430	10:36:16.009
7	46.720	+0.063	10:37:02.729
8	46.905	+0.248	10:37:49.634
9	<b>46.657</b>		10:38:36.291
10	46.948	+0.291	10:39:23.239
11	48.047	+1.390	10:40:11.286
12	46.989	+0.332	10:40:58.275

(327) Niklas Rosenbach

Runde	Rundenzeit	Diff.	Tageszeit
1	52.391	+5.714	10:31:23.625
2	47.125	+0.448	10:32:10.750
3	46.863	+0.186	10:32:57.613
4	46.713	+0.036	10:33:44.326
5	46.774	+0.097	10:34:31.100
6	46.825	+0.148	10:35:17.925
7	<b>46.677</b>		10:36:04.602
8	46.870	+0.193	10:36:51.472
9	46.926	+0.249	10:37:38.398
10	47.027	+0.350	10:38:25.425
11	46.991	+0.314	10:39:12.416

(319) Jenny Wurster

Runde	Rundenzeit	Diff.	Tageszeit
1	53.955	+7.226	10:31:23.406
2	49.083	+2.354	10:32:12.489
3	47.546	+0.817	10:33:00.035
4	46.888	+0.159	10:33:46.923
5	47.260	+0.531	10:34:34.183
6	<b>46.729</b>		10:35:20.912
7	46.962	+0.233	10:36:07.874
8	47.628	+0.899	10:36:55.502
9	48.378	+1.649	10:37:43.880
10	47.025	+0.296	10:38:30.905
11	47.332	+0.603	10:39:18.237
12	47.210	+0.481	10:40:05.447
13	47.662	+0.933	10:40:53.109

(313) Lorenz Wolf

Runde	Rundenzeit	Diff.	Tageszeit
1	1:02.644	+14.290	10:32:02.706
2	49.526	+1.172	10:32:52.232
3	<b>48.354</b>		10:33:40.586
4	49.011	+0.657	10:34:29.597
5	48.727	+0.373	10:35:18.324
6	48.402	+0.048	10:36:06.726
7	48.421	+0.067	10:36:55.147
8	49.173	+0.819	10:37:44.320
9	48.879	+0.525	10:38:33.199
10	48.705	+0.351	10:39:21.904

Zeitnahmekommissar & Auswertung: Camp Company GmbH Orbits

Rennleiter: Reinhard Tropp Rennsekretär: Ute Bimber

Aushang: Uhr Reg-Nr.: 95/2010

Unterschrift RL: Unterschrift ZK:

Gedruckt: 18.04.2010 10:59:21

www.mylaps.com  
Lizenziert für Camp Company GmbH

Seite 2/2

# Rotax Max Challenge Kerpen

Max-World

Erftlandring 1,107 Km


Startaufstellung Prefinale

18.04.2010 13:50

Rennen (14 Runden)

14	324 27	321 28
13	303 25	311 26
12	332 23	312 24
11	307 21	328 22
10	308 19	323 20
9	316 17	309 18
8	305 15	322 16
7	304 13	318 14
6	331 11	314 12
5	329 9	326 10
4	302 7	317 8
3	301 5	330 6
2	306 3	325 4
1	334 1	310 2

POLE POSITION 1





# Rotax Max Challenge Kerpen

Max-World

Erftlandring 1,107 Km

Startaufstellung Prefinale

18.04.2010 13:50

Rennen (14 Runden)

16

313

15


327

31

29

319

30





Rotax Max Challenge Kerpen

Nach Runden sortiert

Max-World

Erftlandring 1,107 Km

Prefinale

18.04.2010 13:50

Rennen gestartet um 14:06:32

Pos.	St.Nr.	Name	Fahrernr.	Fabrikat	Bewerber/Sponsor	Rnd.	Gesamtzeit	Diff.	Ø km/h	Beste Zeit.	km/h
1	310	Maximilian Gunkel	DE3222	Intrepid	Intrepid Force Rotax	14	10:47.857		86,119	45.829	86,958
2	334	Ferenc Kancsar	DE3456	Intrepid	Intrepid Force Rotax	14	10:48.096	0.239	86,087	45.525	87,539
3	306	Simon Wagner	DE3390	M-Tec	Team M-Tec Racing	14	10:49.324	1.467	85,924	45.946	86,737
4	331	Felix Diesel	DE3423	CRG		14	10:52.450	4.593	85,513	46.177	86,303
5	330	Nico Klasen	DE3212	MG	GN Motorsport	14	10:53.045	5.188	85,435	46.004	86,627
6	325	Steven Hees	DE3347	MG	GN Motorsport	14	10:53.649	5.792	85,356	46.171	86,314
7	302	Sandro Lukovic	DE3417	PCR	Speedworld by MKR	14	10:53.895	6.038	85,324	45.747	87,114
8	329	Christopher Friedrich	DE3167	Maranello	Kartschule Racing Team	14	10:55.818	7.961	85,074	45.884	86,854
9	305	Maikel Splithoff	DE3170	M-Tec	Team M-Tec Racing	14	10:56.155	8.298	85,030	45.901	86,822
10	317	Phillip Wendt	DE3207	Intrepid		14	10:56.239	8.382	85,019	46.184	86,290
11	318	Niki Laa	DE3421	Intrepid	Intrepid Force Rotax	14	10:57.639	9.782	84,838	46.193	86,273
12	314	Sebastian Michels	DE3187	Intrepid		14	11:01.708	13.851	84,316	46.527	85,653
13	301	Patrick Lumma	DE3392	M-Tec	Team M-Tec Racing	14	11:03.911	16.054	84,037	46.904	84,965
14	322	Dennis Kohl	DE3298			14	11:04.002	16.145	84,025	46.252	86,163
15	316	Arian Butzbach	DE3420	PCR	Speedworld by MKR	14	11:04.184	16.327	84,002	46.486	85,729
16	308	Coen Nijsen	DE3277	EA		14	11:04.398	16.541	83,975	46.427	85,838
17	309	Maximilian Schickedanz	DE3098	Sodi	Team Kartsport Klimm	14	11:04.475	16.618	83,965	46.288	86,096
18	304	Robin Püttmann	DE3245	M-Tec	MPR Racing	14	11:05.199	17.342	83,874	46.457	85,783
19	307	Mario Novak	DE3418	Birel		14	11:06.086	18.229	83,762	46.597	85,525
20	332	Julia Leopold	DE3374	Tony		14	11:06.742	18.885	83,680	46.604	85,512
21	311	Peter Cordes	DE3188	Hutless		14	11:09.121	21.264	83,382	46.603	85,514
22	324	Manuel Fahnauer	DE3228	CRG	Nintendo T.Scheider/MSC Ipf Bopfinge	14	11:09.997	22.140	83,273	46.876	85,016
23	328	Tobias Weichenberger	DE3422	Intrepid		14	11:10.247	22.390	83,242	46.584	85,549
24	321	Tobias Schmidt	DE3329	Haase		14	11:10.835	22.978	83,169	46.823	85,112
25	319	Jenny Wurster	DE3198	Intrepid		14	11:12.167	24.310	83,004	46.857	85,050
26	323	Dominik Vasold	DE3106	Intrepid	/VPD Team Germany	14	11:12.242	24.385	82,995	46.705	85,327
27	326	Nino Kuhn	DE3403	Mach1	Baral Racing	14	11:16.511	28.654	82,471	46.193	86,273
28	313	Lorenz Wolf	DE3419	CRG		13	11:03.475	1 Runde	78,085	48.107	82,840
Nicht Klassifiziert											
DNF	303	Patrick Weber	DE3164	Sodi	Team Kartsport Klimm	13	10:19.438	DNF	83,636	46.617	85,488
DNF	327	Niklas Rosenbach	DE3107	MS		13	10:20.327	DNF	83,517	45.526	87,537
DNF	312	Danny Lang	DE3215	Sodi	Team Kartsport Klimm	13	10:20.476	DNF	83,497	46.299	86,075

Bemerkungen

Ergebnis vorbehaltlich technischer Nachuntersuchung  
Gestartet: 31 Gewertet: 31 nicht Gewertet: 0

Margin of Victory	Avg. Speed	Best Lap Tm	Best Spd	Best Lap by
0.239	86,119	45.525	87,539	334 - Ferenc Kancsar

Zeitnahmekommissar & Auswertung: Camp Company GmbH

Orbits

Rennleiter: Reinhard Tropp Rennsekretär: Ute Bimber

Aushang: Uhr Reg-Nr.: 95/2010

Unterschrift RL: Unterschrift ZK:

www.mylaps.com

Lizensiert für Camp Company GmbH

# Rotax Max Challenge Kerpen

Max-World

Erftlandring 1,107 Km

Prefinale

18.04.2010 13:50

Rennen gestartet um 14:06:32

Runde	Rundenzeit	Diff.	Tageszeit
<b>(310) Maximilian Gunkel</b>			
1	47.813	+1.984	14:07:20.704
2	46.432	+0.603	14:08:07.136
3	46.379	+0.550	14:08:53.515
4	46.102	+0.273	14:09:39.617
5	46.001	+0.172	14:10:25.618
6	<b>45.829</b>		14:11:11.447
7	45.832	+0.003	14:11:57.279
8	46.060	+0.231	14:12:43.339
9	1:34.291	+48.462	14:14:17.630
10	44.993	-0.836	14:15:02.623
11	45.915	+0.086	14:15:48.538
12	45.920	+0.091	14:16:34.458
13	46.211	+0.382	14:17:20.669

Runde	Rundenzeit	Diff.	Tageszeit
<b>(334) Ferenc Kancsar</b>			
1	47.815	+2.290	14:07:20.627
2	48.065	+2.540	14:08:08.692
3	46.242	+0.717	14:08:54.934
4	46.136	+0.611	14:09:41.070
5	45.665	+0.140	14:10:26.735
6	<b>45.525</b>		14:11:12.260
7	46.053	+0.528	14:11:58.313
8	45.674	+0.149	14:12:43.987
9	47.205	+1.680	14:13:31.192
10	48.193	+2.668	14:14:19.385
11	1:28.972	+43.447	14:15:48.357
12	45.956	+0.431	14:16:34.313
13	46.595	+1.070	14:17:20.908

Runde	Rundenzeit	Diff.	Tageszeit
<b>(306) Simon Wagner</b>			
1	47.489	+1.543	14:07:20.432
2	46.578	+0.632	14:08:07.010
3	46.954	+1.008	14:08:53.964
4	46.082	+0.136	14:09:40.046
5	46.066	+0.120	14:10:26.112
6	46.022	+0.076	14:11:12.134
7	46.891	+0.945	14:11:59.025
8	<b>45.946</b>		14:12:44.971
9	46.320	+0.374	14:13:31.291
10	48.793	+2.847	14:14:20.084
11	43.644	-2.302	14:15:03.728
12	46.207	+0.261	14:15:49.935
13	46.165	+0.219	14:16:36.100
14	46.036	+0.090	14:17:22.136

Runde	Rundenzeit	Diff.	Tageszeit
<b>(331) Felix Diesel</b>			
1	48.081	+1.904	14:07:21.631
2	47.143	+0.966	14:08:08.774
3	46.644	+0.467	14:08:55.418
4	<b>46.177</b>		14:09:41.595
5	46.231	+0.054	14:10:27.826
6	46.267	+0.090	14:11:14.093
7	46.228	+0.051	14:12:00.321
8	46.379	+0.202	14:12:46.700
9	46.443	+0.266	14:13:33.143
10	47.625	+1.448	14:14:20.768
11	45.084	-1.093	14:15:05.852
12	46.291	+0.114	14:15:52.143
13	46.604	+0.427	14:16:38.747
14	46.515	+0.338	14:17:25.262

Runde	Rundenzeit	Diff.	Tageszeit
<b>(330) Nico Klasen</b>			
1	48.784	+2.780	14:07:22.018
2	47.584	+1.580	14:08:09.602

Runde	Rundenzeit	Diff.	Tageszeit
3	46.663	+0.659	14:08:56.265
4	46.487	+0.483	14:09:42.752
5	46.204	+0.200	14:10:28.956
6	46.027	+0.023	14:11:14.983
7	47.096	+1.092	14:12:02.079
8	46.562	+0.558	14:12:48.641
9	46.736	+0.732	14:13:35.377
10	46.497	+0.493	14:14:21.874
11	45.521	-0.483	14:15:07.395
12	46.413	+0.409	14:15:53.808
13	<b>46.004</b>		14:16:39.812
14	46.045	+0.041	14:17:25.857

Runde	Rundenzeit	Diff.	Tageszeit
<b>(325) Steven Hees</b>			
1	48.776	+2.605	14:07:21.919
2	47.079	+0.908	14:08:08.998
3	46.946	+0.775	14:08:55.944
4	46.496	+0.325	14:09:42.440
5	46.172	+0.001	14:10:28.612
6	46.203	+0.032	14:11:14.815
7	46.929	+0.758	14:12:01.744
8	46.300	+0.129	14:12:48.044
9	46.356	+0.185	14:13:34.400
10	46.656	+0.485	14:14:21.056
11	46.206	+0.035	14:15:07.262
12	46.800	+0.629	14:15:54.062
13	46.228	+0.057	14:16:40.290
14	<b>46.171</b>		14:17:26.461

Runde	Rundenzeit	Diff.	Tageszeit
<b>(302) Sandro Lukovic</b>			
1	48.182	+2.435	14:07:21.449
2	47.467	+1.720	14:08:08.916
3	46.822	+1.075	14:08:55.738
4	46.272	+0.525	14:09:42.010
5	46.331	+0.584	14:10:28.341
6	46.274	+0.527	14:11:14.615
7	47.357	+1.610	14:12:01.972
8	46.917	+1.170	14:12:48.889
9	<b>45.747</b>		14:13:34.636
10	46.932	+1.185	14:14:21.568
11	46.393	+0.646	14:15:07.961
12	46.210	+0.463	14:15:54.171
13	46.408	+0.661	14:16:40.579
14	46.128	+0.381	14:17:26.707

Runde	Rundenzeit	Diff.	Tageszeit
<b>(329) Christopher Friedrich</b>			
1	50.494	+4.610	14:07:23.879
2	46.429	+0.545	14:08:10.308
3	46.677	+0.793	14:08:56.985
4	46.567	+0.683	14:09:43.552
5	46.354	+0.470	14:10:29.906
6	46.079	+0.195	14:11:15.985
7	46.379	+0.495	14:12:02.364
8	46.672	+0.788	14:12:49.036
9	46.918	+1.034	14:13:35.954
10	46.957	+1.073	14:14:22.911
11	<b>45.884</b>		14:15:08.795
12	46.727	+0.843	14:15:55.522
13	46.533	+0.649	14:16:42.055
14	46.575	+0.691	14:17:28.630

Runde	Rundenzeit	Diff.	Tageszeit
<b>(305) Maikel Splithoff</b>			
1	50.584	+4.683	14:07:24.339
2	46.859	+0.958	14:08:11.198
3	46.336	+0.435	14:08:57.534
4	46.595	+0.694	14:09:44.129

Runde	Rundenzeit	Diff.	Tageszeit
5	46.645	+0.744	14:10:30.774
6	46.345	+0.444	14:11:17.119
7	46.238	+0.337	14:12:03.357
8	46.185	+0.284	14:12:49.542
9	47.015	+1.114	14:13:36.557
10	46.553	+0.652	14:14:23.110
11	<b>45.901</b>		14:15:09.011
12	46.663	+0.762	14:15:55.674
13	46.585	+0.684	14:16:42.259
14	46.708	+0.807	14:17:28.967

Runde	Rundenzeit	Diff.	Tageszeit
<b>(317) Phillip Wendt</b>			
1	49.266	+3.082	14:07:22.693
2	46.645	+0.461	14:08:09.338
3	46.710	+0.526	14:08:56.048
4	46.920	+0.736	14:09:42.968
5	46.220	+0.036	14:10:29.188
6	<b>46.184</b>		14:11:15.372
7	46.834	+0.650	14:12:02.206
8	47.193	+1.009	14:12:49.399
9	46.416	+0.232	14:13:35.815
10	46.406	+0.222	14:14:22.221
11	47.539	+1.355	14:15:09.760
12	46.569	+0.385	14:15:56.329
13	46.277	+0.093	14:16:42.606
14	46.445	+0.261	14:17:29.051

Runde	Rundenzeit	Diff.	Tageszeit
<b>(318) Niki Laa</b>			
1	50.459	+4.266	14:07:24.582
2	46.774	+0.581	14:08:11.356
3	46.537	+0.344	14:08:57.893
4	46.681	+0.488	14:09:44.574
5	47.367	+1.174	14:10:31.941
6	46.353	+0.160	14:11:18.294
7	47.286	+1.093	14:12:05.580
8	46.318	+0.125	14:12:51.898
9	46.450	+0.257	14:13:38.348
10	1:32.450	+46.257	14:15:10.798
11	46.979	+0.786	14:15:57.777
12	46.481	+0.288	14:16:44.258
13	<b>46.193</b>		14:17:30.451

Runde	Rundenzeit	Diff.	Tageszeit
<b>(314) Sebastian Michels</b>			
1	50.964	+4.437	14:07:24.995
2	46.646	+0.119	14:08:11.641
3	<b>46.527</b>		14:08:58.168
4	46.585	+0.058	14:09:44.753
5	47.598	+1.071	14:10:32.351
6	46.607	+0.080	14:11:18.958
7	46.916	+0.389	14:12:05.874
8	47.141	+0.614	14:12:53.015
9	47.001	+0.474	14:13:40.016
10	47.653	+1.126	14:14:27.669
11	46.690	+0.163	14:15:14.359
12	46.672	+0.145	14:16:01.031
13	46.779	+0.252	14:16:47.810
14	46.710	+0.183	14:17:34.520

Runde	Rundenzeit	Diff.	Tageszeit
<b>(301) Patrick Lumma</b>			
1	47.895	+0.991	14:07:21.065
2	48.196	+1.292	14:08:09.261
3	47.428	+0.524	14:08:56.689
4	46.968	+0.064	14:09:43.657
5	47.409	+0.505	14:10:31.066
6	46.957	+0.053	14:11:18.023
7	47.741	+0.837	14:12:05.764

Zeitnahmekommissar & Auswertung: Camp Company GmbH Orbits

Rennleiter: Reinhard Tropp Rennsekretär: Ute Bimber  
 Aushang: Uhr Reg-Nr.: 95/2010  
 Unterschrift RL: Unterschrift ZK:

www.mylaps.com  
 Lizenziert für Camp Company GmbH



# Rotax Max Challenge Kerpen

Max-World

Erftlandring 1,107 Km

Prefinale

18.04.2010 13:50

Rennen gestartet um 14:06:32

Runde	Rundenzeit	Diff.	Tageszeit
8	46.983	+0.079	14:12:52.747
9	47.051	+0.147	14:13:39.798
10	48.225	+1.321	14:14:28.023
11	<b>46.904</b>		14:15:14.927
12	47.550	+0.646	14:16:02.477
13	47.061	+0.157	14:16:49.538
14	47.185	+0.281	14:17:36.723

(322) Dennis Kohl

1	51.911	+5.659	14:07:26.254
2	48.159	+1.907	14:08:14.413
3	47.441	+1.189	14:09:01.854
4	46.657	+0.405	14:09:48.511
5	<b>46.252</b>		14:10:34.763
6	46.630	+0.378	14:11:21.393
7	46.348	+0.096	14:12:07.741
8	46.568	+0.316	14:12:54.309
9	47.506	+1.254	14:13:41.815
10	46.741	+0.489	14:14:28.556
11	46.687	+0.435	14:15:15.243
12	47.396	+1.144	14:16:02.639
13	46.986	+0.734	14:16:49.625
14	47.189	+0.937	14:17:36.814

(316) Arian Butzbach

1	50.349	+3.863	14:07:24.194
2	46.753	+0.267	14:08:10.947
3	<b>46.486</b>		14:08:57.433
4	47.013	+0.527	14:09:44.446
5	47.676	+1.190	14:10:32.122
6	47.070	+0.584	14:11:19.192
7	47.192	+0.706	14:12:06.384
8	47.167	+0.681	14:12:53.551
9	46.608	+0.122	14:13:40.159
10	48.580	+2.094	14:14:28.739
11	47.320	+0.834	14:15:16.059
12	46.911	+0.425	14:16:02.970
13	46.910	+0.424	14:16:49.880
14	47.116	+0.630	14:17:36.996

(308) Coen Nijssen

1	51.947	+5.520	14:07:26.112
2	47.244	+0.817	14:08:13.356
3	<b>46.427</b>		14:08:59.783
4	46.769	+0.342	14:09:46.552
5	46.937	+0.510	14:10:33.489
6	46.720	+0.293	14:11:20.209
7	46.563	+0.136	14:12:06.772
8	47.217	+0.790	14:12:53.989
9	47.232	+0.805	14:13:41.221
10	47.446	+1.019	14:14:28.667
11	47.937	+1.510	14:15:16.604
12	46.626	+0.199	14:16:03.230
13	46.966	+0.539	14:16:50.196
14	47.014	+0.587	14:17:37.210

(309) Maximilian Schickedanz

1	52.006	+5.718	14:07:26.435
2	47.804	+1.516	14:08:14.239
3	47.126	+0.838	14:09:01.365
4	46.408	+0.120	14:09:47.773
5	46.586	+0.298	14:10:34.359
6	47.330	+1.042	14:11:21.689
7	46.444	+0.156	14:12:08.133
8	46.896	+0.608	14:12:55.029
9	47.669	+1.381	14:13:42.698

10	<b>46.288</b>		14:14:28.986
11	47.999	+1.711	14:15:16.985
12	47.002	+0.714	14:16:03.987
13	46.540	+0.252	14:16:50.527
14	46.760	+0.472	14:17:37.287

(304) Robin Püttmann

1	51.645	+5.188	14:07:25.314
2	46.952	+0.495	14:08:12.266
3	<b>46.457</b>		14:08:58.723
4	46.620	+0.163	14:09:45.343
5	47.455	+0.998	14:10:32.798
6	46.583	+0.126	14:11:19.381
7	47.045	+0.588	14:12:06.426
8	47.356	+0.899	14:12:53.782
9	47.141	+0.684	14:13:40.923
10	47.537	+1.080	14:14:28.460
11	47.928	+1.471	14:15:16.388
12	46.691	+0.234	14:16:03.079
13	46.959	+0.502	14:16:50.038
14	47.973	+1.516	14:17:38.011

(307) Mario Novak

1	51.490	+4.893	14:07:25.770
2	47.015	+0.418	14:08:12.785
3	46.603	+0.006	14:08:59.388
4	46.748	+0.151	14:09:46.136
5	46.910	+0.313	14:10:33.046
6	<b>46.597</b>		14:11:19.643
7	47.027	+0.430	14:12:06.670
8	47.568	+0.971	14:12:54.238
9	46.843	+0.246	14:13:41.081
10	47.809	+1.212	14:14:28.890
11	48.025	+1.428	14:15:16.915
12	47.401	+0.804	14:16:04.316
13	47.710	+1.113	14:16:52.026
14	46.872	+0.275	14:17:38.898

(332) Julia Leopold

1	52.072	+5.468	14:07:26.636
2	48.103	+1.499	14:08:14.739
3	47.249	+0.645	14:09:01.988
4	47.079	+0.475	14:09:49.067
5	47.126	+0.522	14:10:36.193
6	<b>46.604</b>		14:11:22.797
7	46.667	+0.063	14:12:09.464
8	46.661	+0.057	14:12:56.125
9	48.113	+1.509	14:13:44.238
10	45.169	-1.435	14:14:29.407
11	47.966	+1.362	14:15:17.373
12	47.748	+1.144	14:16:05.121
13	47.606	+1.002	14:16:52.727
14	46.827	+0.223	14:17:39.554

(311) Peter Cordes

1	53.287	+6.684	14:07:28.669
2	47.241	+0.638	14:08:15.910
3	47.542	+0.939	14:09:03.452
4	46.877	+0.274	14:09:50.329
5	47.396	+0.793	14:10:37.725
6	47.077	+0.474	14:11:24.802
7	47.514	+0.911	14:12:12.316
8	46.993	+0.390	14:12:59.309
9	47.387	+0.784	14:13:46.696
10	46.768	+0.165	14:14:33.464
11	46.841	+0.238	14:15:20.305

12	46.695	+0.092	14:16:07.000
13	<b>46.603</b>		14:16:53.603
14	48.330	+1.727	14:17:41.933

(324) Manuel Fahnauer

1	50.634	+3.758	14:07:25.664
2	48.399	+1.523	14:08:14.063
3	47.667	+0.791	14:09:01.730
4	47.213	+0.337	14:09:48.943
5	47.851	+0.975	14:10:36.794
6	47.402	+0.526	14:11:24.196
7	47.578	+0.702	14:12:11.774
8	47.066	+0.190	14:12:58.840
9	47.221	+0.345	14:13:46.061
10	47.662	+0.786	14:14:33.723
11	47.215	+0.339	14:15:20.938
12	<b>46.876</b>		14:16:07.814
13	46.899	+0.023	14:16:54.713
14	48.096	+1.220	14:17:42.809

(328) Tobias Weichenberger

1	51.222	+4.638	14:07:25.926
2	47.240	+0.656	14:08:13.166
3	47.192	+0.608	14:09:00.358
4	46.884	+0.300	14:09:47.242
5	46.960	+0.376	14:10:34.202
6	<b>46.584</b>		14:11:20.786
7	46.769	+0.185	14:12:07.555
8	47.302	+0.718	14:12:54.857
9	46.822	+0.238	14:13:41.679
10	48.409	+1.825	14:14:30.088
11	47.578	+0.994	14:15:17.666
12	47.366	+0.782	14:16:05.032
13	47.565	+0.981	14:16:52.597
14	50.462	+3.878	14:17:43.059

(321) Tobias Schmidt

1	53.039	+6.216	14:07:28.533
2	48.027	+1.204	14:08:16.560
3	47.148	+0.325	14:09:03.708
4	47.058	+0.235	14:09:50.766
5	47.263	+0.440	14:10:38.029
6	47.121	+0.298	14:11:25.150
7	47.285	+0.462	14:12:12.435
8	47.211	+0.388	14:12:59.646
9	47.798	+0.975	14:13:47.444
10	<b>46.823</b>		14:14:34.267
11	47.242	+0.419	14:15:21.509
12	46.885	+0.062	14:16:08.394
13	47.362	+0.539	14:16:55.756
14	47.891	+1.068	14:17:43.647

(319) Jenny Wurster

1	53.143	+6.286	14:07:29.350
2	47.835	+0.978	14:08:17.185
3	47.241	+0.384	14:09:04.426
4	47.371	+0.514	14:09:51.797
5	47.216	+0.359	14:10:39.013
6	<b>46.857</b>		14:11:25.870
7	47.125	+0.268	14:12:12.995
8	47.558	+0.701	14:13:00.553
9	1:15.686	+28.829	14:14:16.239
10	18.356	-28.501	14:14:34.595
11	47.299	+0.442	14:15:21.894
12	47.165	+0.308	14:16:09.059
13	47.507	+0.650	14:16:56.566

# Rotax Max Challenge Kerpen

Max-World

Erftlandring 1,107 Km

Prefinale

18.04.2010 13:50

Rennen gestartet um 14:06:32

Runde	Rundenzeit	Diff.	Tageszeit
14	48.413	+1.556	14:17:44.979

(323) Dominik Vasold

1	52.582	+5.877	14:07:27.284
2	47.910	+1.205	14:08:15.194
3	47.117	+0.412	14:09:02.311
4	47.679	+0.974	14:09:49.990
5	47.511	+0.806	14:10:37.501
6	47.050	+0.345	14:11:24.551
7	47.472	+0.767	14:12:12.023
8	46.891	+0.186	14:12:58.914
9	47.562	+0.857	14:13:46.476
10	47.674	+0.969	14:14:34.150
11	47.083	+0.378	14:15:21.233
12	<b>46.705</b>		14:16:07.938
13	48.675	+1.970	14:16:56.613
14	48.441	+1.736	14:17:45.054

(326) Nino Kuhn

1	49.470	+3.277	14:07:23.086
2	46.690	+0.497	14:08:09.776
3	46.731	+0.538	14:08:56.507
4	46.857	+0.664	14:09:43.364
5	47.930	+1.737	14:10:31.294
6	46.381	+0.188	14:11:17.675
7	46.604	+0.411	14:12:04.279
8	46.258	+0.065	14:12:50.537
9	<b>46.193</b>		14:13:36.730
10	47.824	+1.631	14:14:24.554
11	1:02.989	+16.796	14:15:27.543
12	46.610	+0.417	14:16:14.153
13	46.527	+0.334	14:17:00.680
14	48.643	+2.450	14:17:49.323

(313) Lorenz Wolf

1	1:13.488	+25.381	14:07:49.212
2	49.693	+1.586	14:08:38.905
3	48.741	+0.634	14:09:27.646
4	48.599	+0.492	14:10:16.245
5	48.598	+0.491	14:11:04.843
6	48.193	+0.086	14:11:53.036
7	<b>48.107</b>		14:12:41.143
8	1:35.305	+47.198	14:14:16.448
9	53.268	+5.161	14:15:09.716
10	48.419	+0.312	14:15:58.135
11	48.653	+0.546	14:16:46.788
12	49.499	+1.392	14:17:36.287

(303) Patrick Weber

1	51.643	+5.026	14:07:26.353
2	47.812	+1.195	14:08:14.165
3	<b>46.617</b>		14:09:00.782
4	46.669	+0.052	14:09:47.451
5	46.813	+0.196	14:10:34.264
6	46.882	+0.265	14:11:21.146
7	46.777	+0.160	14:12:07.923
8	46.970	+0.353	14:12:54.893
9	47.619	+1.002	14:13:42.512
10	46.662	+0.045	14:14:29.174
11	48.023	+1.406	14:15:17.197
12	47.406	+0.789	14:16:04.603
13	47.647	+1.030	14:16:52.250

(327) Niklas Rosenbach

1	53.678	+8.152	14:07:28.868
2	47.218	+1.692	14:08:16.086

Runde	Rundenzeit	Diff.	Tageszeit
3	46.596	+1.070	14:09:02.682
4	46.931	+1.405	14:09:49.613
5	47.281	+1.755	14:10:36.894
6	46.801	+1.275	14:11:23.695
7	46.806	+1.280	14:12:10.501
8	46.866	+1.340	14:12:57.367
9	48.046	+2.520	14:13:45.413
10	<b>45.526</b>		14:14:30.939
11	47.012	+1.486	14:15:17.951
12	47.213	+1.687	14:16:05.164
13	47.975	+2.449	14:16:53.139

(312) Danny Lang

1	52.106	+5.807	14:07:27.024
2	47.913	+1.614	14:08:14.937
3	47.208	+0.909	14:09:02.145
4	47.242	+0.943	14:09:49.387
5	47.682	+1.383	14:10:37.069
6	47.244	+0.945	14:11:24.313
7	47.161	+0.862	14:12:11.474
8	47.046	+0.747	14:12:58.520
9	47.443	+1.144	14:13:45.963
10	<b>46.299</b>		14:14:32.262
11	47.200	+0.901	14:15:19.462
12	46.928	+0.629	14:16:06.390
13	46.898	+0.599	14:16:53.288

Runde	Rundenzeit	Diff.	Tageszeit
-------	------------	-------	-----------

# Rotax Max Challenge Kerpen

Max-World

Erftlandring 1,107 Km


Startaufstellung Finale

18.04.2010 17:30

Rennen (18 Runden)

14	326	313
	27	28
13	319	323
	25	26
12	328	321
	23	24
11	311	324
	21	22
10	307	332
	19	20
9	309	304
	17	18
8	316	308
	15	16
7	301	322
	13	14
6	318	314
	11	12
5	305	317
	9	10
4	302	329
	7	8
3	330	325
	5	6
2	306	331
	3	4
1	310	334
	1	2

POLE POSITION 1





# Rotax Max Challenge Kerpen

Max-World

Erftlandring 1,107 Km

Startaufstellung Finale

18.04.2010 17:30

Rennen (18 Runden)

16

312

31


15

303

29

327

30





Rotax Max Challenge Kerpen

Nach Runden sortiert

Max-World

Erftlandring 1,107 Km

Finale

18.04.2010 17:30

Rennen (18 Runden) gestartet um 17:31:50

Pos.	St.Nr.	Name	Fahrernr.	Fabrikat	Bewerber/Sponsor	Rnd.	Gesamtzeit	Diff.	Ø km/h	Beste Zeit.	km/h
1	334	Ferenc Kancsar	DE3456	Intrepid	Intrepid Force Rotax	18	13:53.093		86,105	45.765	87,080
2	310	Maximilian Gunkel	DE3222	Intrepid	Intrepid Force Rotax	18	13:53.808	0.715	86,031	45.828	86,960
3	306	Simon Wagner	DE3390	M-Tec	Team M-Tec Racing	18	13:55.513	2.420	85,856	45.934	86,759
4	331	Felix Diesel	DE3423	CRG		18	14:01.767	8.674	85,218	46.299	86,075
5	330	Nico Klasen	DE3212	MG	GN Motorsport	18	14:02.285	9.192	85,165	46.199	86,262
6	308	Coen Nijsen	DE3277	EA		18	14:05.307	12.214	84,861	46.325	86,027
7	318	Niki Laa	DE3421	Intrepid	Intrepid Force Rotax	18	14:06.496	13.403	84,742	46.282	86,107
8	325	Steven Hees	DE3347	MG	GN Motorsport	18	14:06.694	13.601	84,722	46.067	86,509
9	316	Arian Butzbach	DE3420	PCR	Speedworld by MKR	18	14:08.831	15.738	84,509	46.533	85,642
10	309	Maximilian Schickedanz	DE3098	Sodi	Team Kartsport Klimm	18	14:08.950	15.857	84,497	46.325	86,027
11	322	Dennis Kohl	DE3298			18	14:09.632	16.539	84,429	46.259	86,150
12	307	Mario Novak	DE3418	Birel		18	14:10.260	17.167	84,367	46.472	85,755
13	328	Tobias Weichenberger	DE3422	Intrepid		18	14:11.363	18.270	84,257	46.593	85,532
14	301	Patrick Lumma	DE3392	M-Tec	Team M-Tec Racing	18	14:11.476	18.383	84,246	46.588	85,541
15	304	Robin Püttmann	DE3245	M-Tec	MPR Racing	18	14:13.350	20.257	84,061	46.497	85,709
16	324	Manuel Fahnauer	DE3228	CRG	Nintendo T.Scheider/MSC IpF Bopfinge	18	14:13.766	20.673	84,020	46.458	85,781
17	332	Julia Leopold	DE3374	Tony		18	14:13.992	20.899	83,998	46.350	85,981
18	317	Phillip Wendt	DE3207	Intrepid	Straube Motorsport	18	14:14.106	21.013	83,987	46.079	86,486
19	329	Christopher Friedrich	DE3167	Maranello	Kartschule Racing Team	18	14:17.023	23.930	83,701	46.385	85,916
20	311	Peter Cordes	DE3188	Hutless		18	14:17.748	24.655	83,630	46.695	85,345
21	303	Patrick Weber	DE3164	Sodi	Team Kartsport Klimm	18	14:18.706	25.613	83,537	46.716	85,307
22	319	Jenny Wurster	DE3198	Intrepid		18	14:19.111	26.018	83,497	46.778	85,194
23	323	Dominik Vasold	DE3106	Intrepid	/VPD Team Germany	18	14:19.270	26.177	83,482	46.722	85,296
24	312	Danny Lang	DE3215	Sodi	Team Kartsport Klimm	18	14:19.700	26.607	83,440	46.731	85,280
25	321	Tobias Schmidt	DE3329	Haase		18	14:26.167	33.074	82,817	47.142	84,536
Nicht Klassifiziert											
DNF	314	Sebastian Michels	DE3187	Intrepid		14	10:59.052	DNF	84,656	46.470	85,759
DNF	326	Nino Kuhn	DE3403	Mach1	Baral Racing	12	9:36.360	DNF	82,973	46.288	86,096
DNF	305	Maikel Splithoff	DE3170	M-Tec	Team M-Tec Racing	3	2:34.138	DNF	77,564	46.931	84,916
DNF	302	Sandro Lukovic	DE3417	PCR	Speedworld by MKR		0.658	DNF	-		-

Bemerkungen

Ergebnis vorbehaltlich technischer Nachuntersuchung

Gestartet: 29 Gewertet: 29 nicht Gewertet: 0

Start-Nr.: 325 + 10 sek. Zeitstrafe(Rennleiterentscheidung)

Margin of Victory	Avg. Speed	Best Lap Tm	Best Spd	Best Lap by
0.715	86,105	45.765	87,080	334 - Ferenc Kancsar

Zeitnahmekommissar & Auswertung: Camp Company GmbH

Orbits

Rennleiter: Reinhard Tropp Rennsekretär: Ute Bimber

Aushang: Uhr Reg-Nr.: 95/2010

Unterschrift RL: Unterschrift ZK:

www.mylaps.com

Lizensiert für Camp Company GmbH



# Rotax Max Challenge Kerpen

Max-World

Erftlandring 1,107 Km

Finale

18.04.2010 17:30

Rennen (18 Runden) gestartet um 17:31:50

Runde	Rundenzeit	Diff.	Tageszeit	Runde	Rundenzeit	Diff.	Tageszeit	Runde	Rundenzeit	Diff.	Tageszeit
<b>(334) Ferenc Kancsar</b>				5	46.667	+0.368	17:35:47.724	11	46.556	+0.274	17:40:32.029
1	48.673	+2.908	17:32:39.834	6	46.339	+0.040	17:36:34.063	12	46.607	+0.325	17:41:18.636
2	47.238	+1.473	17:33:27.072	7	46.794	+0.495	17:37:20.857	13	46.534	+0.252	17:42:05.170
3	47.027	+1.262	17:34:14.099	8	46.591	+0.292	17:38:07.448	14	46.314	+0.032	17:42:51.484
4	46.086	+0.321	17:35:00.185	9	46.464	+0.165	17:38:53.912	15	46.728	+0.446	17:43:38.212
5	46.180	+0.415	17:35:46.365	10	46.438	+0.139	17:39:40.350	16	46.324	+0.042	17:44:24.536
6	45.841	+0.076	17:36:32.206	11	46.508	+0.209	17:40:26.858	17	46.436	+0.154	17:45:10.972
7	46.837	+1.072	17:37:19.043	12	46.614	+0.315	17:41:13.472	18	46.438	+0.156	17:45:57.410
8	45.844	+0.079	17:38:04.887	13	46.485	+0.186	17:41:59.957	<b>(325) Steven Hees</b>			
9	45.816	+0.051	17:38:50.703	14	46.467	+0.168	17:42:46.424	1	48.563	+2.496	17:32:39.969
10	<b>45.765</b>		17:39:36.468	15	46.509	+0.210	17:43:32.933	2	47.440	+1.373	17:33:27.409
11	45.984	+0.219	17:40:22.452	16	46.462	+0.163	17:44:19.395	3	46.929	+0.862	17:34:14.338
12	45.896	+0.131	17:41:08.348	17	46.556	+0.257	17:45:05.951	4	46.206	+0.139	17:35:00.544
13	46.025	+0.260	17:41:54.373	18	46.730	+0.431	17:45:52.681	5	46.461	+0.394	17:35:47.005
14	45.901	+0.136	17:42:40.274	<b>(330) Nico Klasen</b>				6	46.276	+0.209	17:36:33.281
15	45.906	+0.141	17:43:26.180	1	48.522	+2.323	17:32:39.729	7	46.377	+0.310	17:37:19.658
16	45.882	+0.117	17:44:12.062	2	47.177	+0.978	17:33:26.906	8	46.130	+0.063	17:38:05.788
17	45.889	+0.124	17:44:57.951	3	48.384	+2.185	17:34:15.290	9	<b>46.067</b>		17:38:51.855
18	46.056	+0.291	17:45:44.007	4	47.547	+1.348	17:35:02.837	10	46.074	+0.007	17:39:37.929
<b>(310) Maximilian Gunkel</b>				5	46.961	+0.762	17:35:49.798	11	46.274	+0.207	17:40:24.203
1	47.725	+1.897	17:32:38.639	6	46.336	+0.137	17:36:36.134	12	46.097	+0.030	17:41:10.300
2	46.438	+0.610	17:33:25.077	7	46.551	+0.352	17:37:22.685	13	46.114	+0.047	17:41:56.414
3	46.295	+0.467	17:34:11.372	8	46.648	+0.449	17:38:09.333	14	46.272	+0.205	17:42:42.686
4	46.524	+0.696	17:34:57.896	9	46.749	+0.550	17:38:56.082	15	46.172	+0.105	17:43:28.858
5	47.529	+1.701	17:35:45.425	10	46.307	+0.108	17:39:42.389	16	46.082	+0.015	17:44:14.940
6	46.473	+0.645	17:36:31.898	11	46.414	+0.215	17:40:28.803	17	46.438	+0.371	17:45:01.378
7	46.042	+0.214	17:37:17.940	12	46.319	+0.120	17:41:15.122	18	46.230	+0.163	17:45:47.608
8	46.073	+0.245	17:38:04.013	13	46.248	+0.049	17:42:01.370	<b>(316) Arian Butzbach</b>			
9	46.068	+0.240	17:38:50.081	14	<b>46.199</b>		17:42:47.569	1	49.772	+3.239	17:32:41.726
10	46.105	+0.277	17:39:36.186	15	46.327	+0.128	17:43:33.896	2	47.280	+0.747	17:33:29.006
11	46.073	+0.245	17:40:22.259	16	46.615	+0.416	17:44:20.511	3	46.811	+0.278	17:34:15.817
12	45.984	+0.156	17:41:08.243	17	46.322	+0.123	17:45:06.833	4	47.229	+0.696	17:35:03.046
13	46.728	+0.900	17:41:54.971	18	46.366	+0.167	17:45:53.199	5	48.361	+1.828	17:35:51.407
14	<b>45.828</b>		17:42:40.799	<b>(308) Coen Nijzen</b>				6	46.648	+0.115	17:36:38.055
15	45.894	+0.066	17:43:26.693	1	49.905	+3.580	17:32:42.209	7	46.889	+0.356	17:37:24.944
16	45.926	+0.098	17:44:12.619	2	47.320	+0.995	17:33:29.529	8	46.837	+0.304	17:38:11.781
17	46.035	+0.207	17:44:58.654	3	46.640	+0.315	17:34:16.169	9	46.669	+0.136	17:38:58.450
18	46.068	+0.240	17:45:44.722	4	47.285	+0.960	17:35:03.454	10	46.854	+0.321	17:39:45.304
<b>(306) Simon Wagner</b>				5	47.717	+1.392	17:35:51.171	11	47.276	+0.743	17:40:32.580
1	47.804	+1.870	17:32:38.835	6	46.607	+0.282	17:36:37.778	12	46.880	+0.347	17:41:19.460
2	46.497	+0.563	17:33:25.332	7	46.749	+0.424	17:37:24.527	13	46.636	+0.103	17:42:06.096
3	46.266	+0.332	17:34:11.598	8	46.423	+0.098	17:38:10.950	14	46.757	+0.224	17:42:52.853
4	46.406	+0.472	17:34:58.004	9	46.537	+0.212	17:38:57.487	15	46.545	+0.012	17:43:39.398
5	47.344	+1.410	17:35:45.348	10	46.934	+0.609	17:39:44.421	16	<b>46.533</b>		17:44:25.931
6	46.759	+0.825	17:36:32.107	11	46.448	+0.123	17:40:30.869	17	46.902	+0.369	17:45:12.833
7	47.352	+1.418	17:37:19.459	12	46.478	+0.153	17:41:17.347	18	46.912	+0.379	17:45:59.745
8	46.079	+0.145	17:38:05.538	13	46.473	+0.148	17:42:03.820	<b>(309) Maximilian Schickedanz</b>			
9	46.025	+0.091	17:38:51.563	14	<b>46.325</b>		17:42:50.145	1	49.813	+3.488	17:32:41.910
10	46.070	+0.136	17:39:37.633	15	46.583	+0.258	17:43:36.728	2	46.806	+0.481	17:33:28.716
11	46.208	+0.274	17:40:23.841	16	46.492	+0.167	17:44:23.220	3	46.814	+0.489	17:34:15.530
12	46.200	+0.266	17:41:10.041	17	46.486	+0.161	17:45:09.706	4	48.121	+1.796	17:35:03.651
13	<b>45.934</b>		17:41:55.975	18	46.515	+0.190	17:45:56.221	5	47.942	+1.617	17:35:51.593
14	45.997	+0.063	17:42:41.972	<b>(318) Niki Laa</b>				6	48.735	+2.410	17:36:40.328
15	46.052	+0.118	17:43:28.024	1	52.276	+5.994	17:32:44.058	7	46.328	+0.003	17:37:26.656
16	46.030	+0.096	17:44:14.054	2	47.631	+1.349	17:33:31.689	8	<b>46.325</b>		17:38:12.981
17	46.127	+0.193	17:45:00.181	3	46.524	+0.242	17:34:18.213	9	46.432	+0.107	17:38:59.413
18	46.246	+0.312	17:45:46.427	4	46.458	+0.176	17:35:04.671	10	46.949	+0.624	17:39:46.362
<b>(331) Felix Diesel</b>				5	47.599	+1.317	17:35:52.270	11	46.825	+0.500	17:40:33.187
1	49.524	+3.225	17:32:40.823	6	47.672	+1.390	17:36:39.942	12	46.455	+0.130	17:41:19.642
2	46.929	+0.630	17:33:27.752	7	<b>46.282</b>		17:37:26.224	13	46.795	+0.470	17:42:06.437
3	47.006	+0.707	17:34:14.758	8	46.394	+0.112	17:38:12.618	14	46.555	+0.230	17:42:52.992
4	<b>46.299</b>		17:35:01.057	9	46.411	+0.129	17:38:59.029	15	46.535	+0.210	17:43:39.527
				10	46.444	+0.162	17:39:45.473	16	46.553	+0.228	17:44:26.080

# Rotax Max Challenge Kerpen

Max-World

Erftlandring 1,107 Km

Finale

18.04.2010 17:30

Rennen (18 Runden) gestartet um 17:31:50

Runde	Rundenzeit	Diff.	Tageszeit	Runde	Rundenzeit	Diff.	Tageszeit	Runde	Rundenzeit	Diff.	Tageszeit
17	46.560	+0.235	17:45:12.640	3	46.967	+0.379	17:34:14.936	9	46.832	+0.482	17:39:02.525
18	47.224	+0.899	17:45:59.864	4	<b>46.588</b>		17:35:01.524	10	48.043	+1.693	17:39:50.568
<b>(322) Dennis Kohl</b>				5	46.774	+0.186	17:35:48.298	11	47.022	+0.672	17:40:37.590
1	52.933	+6.674	17:32:45.022	6	46.785	+0.197	17:36:35.083	12	46.995	+0.645	17:41:24.585
2	47.460	+1.201	17:33:32.482	7	47.239	+0.651	17:37:22.322	13	46.554	+0.204	17:42:11.139
3	47.333	+1.074	17:34:19.815	8	47.466	+0.878	17:38:09.788	14	46.934	+0.584	17:42:58.073
4	46.320	+0.061	17:35:06.135	9	47.375	+0.787	17:38:57.163	15	46.680	+0.330	17:43:44.753
5	46.699	+0.440	17:35:52.834	10	47.506	+0.918	17:39:44.669	16	46.514	+0.164	17:44:31.267
6	47.878	+1.619	17:36:40.712	11	46.899	+0.311	17:40:31.568	17	46.712	+0.362	17:45:17.979
7	46.793	+0.534	17:37:27.505	12	47.662	+1.074	17:41:19.230	18	46.927	+0.577	17:46:04.906
8	46.925	+0.666	17:38:14.430	13	47.150	+0.562	17:42:06.380	<b>(317) Phillip Wendt</b>			
9	46.878	+0.619	17:39:01.308	14	48.272	+1.684	17:42:54.652	1	54.602	+8.523	17:32:46.439
10	46.540	+0.281	17:39:47.848	15	46.607	+0.019	17:43:41.259	2	47.060	+0.981	17:33:33.499
11	46.560	+0.301	17:40:34.408	16	46.960	+0.372	17:44:28.219	3	47.815	+1.736	17:34:21.314
12	46.319	+0.060	17:41:20.727	17	47.045	+0.457	17:45:15.264	4	51.006	+4.927	17:35:12.320
13	46.304	+0.045	17:42:07.031	18	47.126	+0.538	17:46:02.390	5	46.913	+0.834	17:35:59.233
14	46.929	+0.670	17:42:53.960	<b>(304) Robin Püttmann</b>				6	46.602	+0.523	17:36:45.835
15	46.698	+0.439	17:43:40.658	1	51.427	+4.930	17:32:43.979	7	46.558	+0.479	17:37:32.393
16	47.019	+0.760	17:44:27.677	2	47.475	+0.978	17:33:31.454	8	46.406	+0.327	17:38:18.799
17	46.610	+0.351	17:45:14.287	3	<b>46.497</b>		17:34:17.951	9	46.341	+0.262	17:39:05.140
18	<b>46.259</b>		17:46:00.546	4	46.601	+0.104	17:35:04.552	10	47.061	+0.982	17:39:52.201
<b>(307) Mario Novak</b>				5	47.913	+1.416	17:35:52.465	11	46.698	+0.619	17:40:38.899
1	51.299	+4.827	17:32:43.519	6	48.473	+1.976	17:36:40.938	12	46.999	+0.920	17:41:25.898
2	46.826	+0.354	17:33:30.345	7	47.958	+1.461	17:37:28.896	13	46.497	+0.418	17:42:12.395
3	46.604	+0.132	17:34:16.949	8	46.641	+0.144	17:38:15.537	14	46.793	+0.714	17:42:59.188
4	47.272	+0.800	17:35:04.221	9	46.895	+0.398	17:39:02.432	15	46.237	+0.158	17:43:45.425
5	47.729	+1.257	17:35:51.950	10	47.739	+1.242	17:39:50.171	16	<b>46.079</b>		17:44:31.504
6	47.338	+0.866	17:36:39.288	11	46.757	+0.260	17:40:36.928	17	47.029	+0.950	17:45:18.533
7	46.638	+0.166	17:37:25.926	12	46.965	+0.468	17:41:23.893	18	46.487	+0.408	17:46:05.020
8	<b>46.472</b>		17:38:12.398	13	46.781	+0.284	17:42:10.674	<b>(329) Christopher Friedrich</b>			
9	46.913	+0.441	17:38:59.311	14	46.639	+0.142	17:42:57.313	1	56.162	+9.777	17:32:47.713
10	46.801	+0.329	17:39:46.112	15	46.634	+0.137	17:43:43.947	2	46.785	+0.400	17:33:34.498
11	47.348	+0.876	17:40:33.460	16	46.693	+0.196	17:44:30.640	3	47.432	+1.047	17:34:21.930
12	46.586	+0.114	17:41:20.046	17	46.769	+0.272	17:45:17.409	4	46.399	+0.014	17:35:08.329
13	46.660	+0.188	17:42:06.706	18	46.855	+0.358	17:46:04.264	5	46.439	+0.054	17:35:54.768
14	46.938	+0.466	17:42:53.644	<b>(324) Manuel Fahner</b>				6	46.659	+0.274	17:36:41.427
15	46.813	+0.341	17:43:40.457	1	50.036	+3.578	17:32:42.820	7	47.314	+0.929	17:37:28.741
16	47.065	+0.593	17:44:27.522	2	47.078	+0.620	17:33:29.898	8	46.554	+0.169	17:38:15.295
17	47.041	+0.569	17:45:14.563	3	46.671	+0.213	17:34:16.569	9	<b>46.385</b>		17:39:01.680
18	46.611	+0.139	17:46:01.174	4	47.489	+1.031	17:35:04.058	10	51.117	+4.732	17:39:52.797
<b>(328) Tobias Weichenberger</b>				5	48.122	+1.664	17:35:52.180	11	47.220	+0.835	17:40:40.017
1	49.772	+3.179	17:32:42.409	6	48.338	+1.880	17:36:40.518	12	47.359	+0.974	17:41:27.376
2	46.837	+0.244	17:33:29.246	7	47.955	+1.497	17:37:28.473	13	46.853	+0.468	17:42:14.229
3	46.833	+0.240	17:34:16.079	8	46.690	+0.232	17:38:15.163	14	46.753	+0.368	17:43:00.982
4	47.294	+0.701	17:35:03.373	9	47.142	+0.684	17:39:02.305	15	46.695	+0.310	17:43:47.677
5	48.412	+1.819	17:35:51.785	10	48.062	+1.604	17:39:50.367	16	46.808	+0.423	17:44:34.485
6	46.799	+0.206	17:36:38.584	11	46.902	+0.444	17:40:37.269	17	46.953	+0.568	17:45:21.438
7	46.805	+0.212	17:37:25.389	12	46.980	+0.522	17:41:24.249	18	46.499	+0.114	17:46:07.937
8	46.709	+0.116	17:38:12.098	13	46.775	+0.317	17:42:11.024	<b>(311) Peter Cordes</b>			
9	<b>46.593</b>		17:38:58.691	14	46.865	+0.407	17:42:57.889	1	56.314	+9.619	17:32:48.801
10	47.279	+0.686	17:39:45.970	15	46.643	+0.185	17:43:44.532	2	47.063	+0.368	17:33:35.864
11	47.858	+1.265	17:40:33.828	16	<b>46.458</b>		17:44:30.990	3	46.726	+0.031	17:34:22.590
12	46.699	+0.106	17:41:20.527	17	46.779	+0.321	17:45:17.769	4	47.130	+0.435	17:35:09.720
13	47.066	+0.473	17:42:07.593	18	46.911	+0.453	17:46:04.680	5	46.923	+0.228	17:35:56.643
14	46.635	+0.042	17:42:54.228	<b>(332) Julia Leopold</b>				6	46.734	+0.039	17:36:43.377
15	46.792	+0.199	17:43:41.020	1	51.843	+5.493	17:32:44.554	7	46.873	+0.178	17:37:30.250
16	47.076	+0.483	17:44:28.096	2	47.789	+1.439	17:33:32.343	8	46.728	+0.033	17:38:16.978
17	47.052	+0.459	17:45:15.148	3	46.774	+0.424	17:34:19.117	9	46.849	+0.154	17:39:03.827
18	47.129	+0.536	17:46:02.277	4	<b>46.350</b>		17:35:05.467	10	47.430	+0.735	17:39:51.257
<b>(301) Patrick Lumma</b>				5	47.283	+0.933	17:35:52.750	11	47.473	+0.778	17:40:38.730
1	49.112	+2.524	17:32:40.981	6	48.582	+2.232	17:36:41.332	12	47.404	+0.709	17:41:26.134
2	46.988	+0.400	17:33:27.969	7	47.761	+1.411	17:37:29.093	13	47.007	+0.312	17:42:13.141
				8	46.600	+0.250	17:38:15.693	14	46.963	+0.268	17:43:00.104

# Rotax Max Challenge Kerpen

Max-World

Erftlandring 1,107 Km

Finale

18.04.2010 17:30

Rennen (18 Runden) gestartet um 17:31:50

Runde	Rundenzeit	Diff.	Tageszeit
15	<b>46.695</b>		17:43:46.799
16	47.591	+0.896	17:44:34.390
17	47.448	+0.753	17:45:21.838
18	46.824	+0.129	17:46:08.662

(303) Patrick Weber

Runde	Rundenzeit	Diff.	Tageszeit
1	52.149	+5.433	17:32:45.890
2	47.322	+0.606	17:33:33.212
3	48.030	+1.314	17:34:21.242
4	46.849	+0.133	17:35:08.091
5	47.637	+0.921	17:35:55.728
6	<b>46.716</b>		17:36:42.444
7	46.951	+0.235	17:37:29.395
8	47.105	+0.389	17:38:16.500
9	46.935	+0.219	17:39:03.435
10	47.614	+0.898	17:39:51.049
11	46.737	+0.021	17:40:37.786
12	47.428	+0.712	17:41:25.214
13	47.054	+0.338	17:42:12.268
14	47.491	+0.775	17:42:59.759
15	46.971	+0.255	17:43:46.730
16	47.493	+0.777	17:44:34.223
17	47.931	+1.215	17:45:22.154
18	47.466	+0.750	17:46:09.620

(319) Jenny Wurster

Runde	Rundenzeit	Diff.	Tageszeit
1	51.082	+4.304	17:32:43.970
2	48.296	+1.518	17:33:32.266
3	47.796	+1.018	17:34:20.062
4	47.534	+0.756	17:35:07.596
5	47.156	+0.378	17:35:54.752
6	47.309	+0.531	17:36:42.061
7	47.280	+0.502	17:37:29.341
8	46.838	+0.060	17:38:16.179
9	<b>46.778</b>		17:39:02.957
10	48.126	+1.348	17:39:51.083
11	47.474	+0.696	17:40:38.557
12	47.342	+0.564	17:41:25.899
13	47.999	+1.221	17:42:13.898
14	47.024	+0.246	17:43:00.922
15	47.263	+0.485	17:43:48.185
16	47.000	+0.222	17:44:35.185
17	47.633	+0.855	17:45:22.818
18	47.207	+0.429	17:46:10.025

(323) Dominik Vasold

Runde	Rundenzeit	Diff.	Tageszeit
1	52.911	+6.189	17:32:47.002
2	46.729	+0.007	17:33:33.731
3	47.745	+1.023	17:34:21.476
4	48.332	+1.610	17:35:09.808
5	46.988	+0.266	17:35:56.796
6	46.793	+0.071	17:36:43.589
7	47.032	+0.310	17:37:30.621
8	46.834	+0.112	17:38:17.455
9	<b>46.722</b>		17:39:04.177
10	48.267	+1.545	17:39:52.444
11	47.329	+0.607	17:40:39.773
12	47.682	+0.960	17:41:27.455
13	47.254	+0.532	17:42:14.709
14	46.794	+0.072	17:43:01.503
15	47.184	+0.462	17:43:48.687
16	47.174	+0.452	17:44:35.861
17	47.196	+0.474	17:45:23.057
18	47.127	+0.405	17:46:10.184

(312) Danny Lang

Runde	Rundenzeit	Diff.	Tageszeit
1	52.149	+5.433	17:32:45.890
2	47.322	+0.606	17:33:33.212
3	48.030	+1.314	17:34:21.242
4	46.849	+0.133	17:35:08.091
5	47.637	+0.921	17:35:55.728
6	<b>46.716</b>		17:36:42.444
7	46.951	+0.235	17:37:29.395
8	47.105	+0.389	17:38:16.500
9	46.935	+0.219	17:39:03.435
10	47.614	+0.898	17:39:51.049
11	46.737	+0.021	17:40:37.786
12	47.428	+0.712	17:41:25.214
13	47.054	+0.338	17:42:12.268
14	47.491	+0.775	17:42:59.759
15	46.971	+0.255	17:43:46.730
16	47.493	+0.777	17:44:34.223
17	47.931	+1.215	17:45:22.154
18	47.466	+0.750	17:46:09.620

Runde	Rundenzeit	Diff.	Tageszeit
1	52.346	+5.615	17:32:46.293
2	47.853	+1.122	17:33:34.146
3	47.600	+0.869	17:34:21.746
4	47.629	+0.898	17:35:09.375
5	46.862	+0.131	17:35:56.237
6	46.917	+0.186	17:36:43.154
7	46.763	+0.032	17:37:29.917
8	46.846	+0.115	17:38:16.763
9	46.984	+0.253	17:39:03.747
10	47.639	+0.908	17:39:51.386
11	47.919	+1.188	17:40:39.305
12	47.955	+1.224	17:41:27.260
13	<b>46.731</b>		17:42:13.991
14	47.243	+0.512	17:43:01.234
15	47.317	+0.586	17:43:48.551
16	47.535	+0.804	17:44:36.086
17	47.079	+0.348	17:45:23.165
18	47.449	+0.718	17:46:10.614

(321) Tobias Schmidt

Runde	Rundenzeit	Diff.	Tageszeit
1	52.625	+5.483	17:32:45.528
2	47.149	+0.007	17:33:32.677
3	48.367	+1.225	17:34:21.044
4	50.937	+3.795	17:35:11.981
5	48.612	+1.470	17:36:00.593
6	47.221	+0.079	17:36:47.814
7	47.395	+0.253	17:37:35.209
8	<b>47.142</b>		17:38:22.351
9	47.548	+0.406	17:39:09.899
10	47.586	+0.444	17:39:57.485
11	47.445	+0.303	17:40:44.930
12	47.319	+0.177	17:41:32.249
13	47.411	+0.269	17:42:19.660
14	47.351	+0.209	17:43:07.011
15	47.492	+0.350	17:43:54.503
16	47.549	+0.407	17:44:42.052
17	47.370	+0.228	17:45:29.422
18	47.659	+0.517	17:46:17.081

(314) Sebastian Michels

Runde	Rundenzeit	Diff.	Tageszeit
1	49.371	+2.901	17:32:41.372
2	46.787	+0.317	17:33:28.159
3	47.258	+0.788	17:34:15.417
4	47.206	+0.736	17:35:02.623
5	47.500	+1.030	17:35:50.123
6	<b>46.470</b>		17:36:36.593
7	46.795	+0.325	17:37:23.388
8	46.600	+0.130	17:38:09.988
9	46.974	+0.504	17:38:56.962
10	46.496	+0.026	17:39:43.458
11	46.529	+0.059	17:40:29.987
12	46.724	+0.254	17:41:16.711
13	46.478	+0.008	17:42:03.189
14	46.777	+0.307	17:42:49.966

(326) Nino Kuhn

Runde	Rundenzeit	Diff.	Tageszeit
1	52.505	+6.217	17:32:46.027
2	47.010	+0.722	17:33:33.037
3	47.239	+0.951	17:34:20.276
4	46.710	+0.422	17:35:06.986
5	46.523	+0.235	17:35:53.509
6	47.552	+1.264	17:36:41.061
7	47.243	+0.955	17:37:28.304
8	<b>46.288</b>		17:38:14.592
9	46.551	+0.263	17:39:01.143
10	46.913	+0.625	17:39:48.056

Runde	Rundenzeit	Diff.	Tageszeit
11	47.985	+1.697	17:40:36.041
12	51.233	+4.945	17:41:27.274

(305) Maikel Splithoff

Runde	Rundenzeit	Diff.	Tageszeit
1	55.729	+8.798	17:32:47.415
2	<b>46.931</b>		17:33:34.346
3	50.706	+3.775	17:34:25.052

# Rotax Max Challenge Kerpen

# Rundenliste

Max-World

Erftlandring 1,107 Km

Finale

18.04.2010 17:30

Rennen (18 Runden) gestartet um 17:31:50

Fahrer	Runden																		
	0	1	2	3	4	5	6	7	8	9	10	11	12	13	14	15	16	17	18
Maximilian Gunkel (310)	1	310	310	310	310	310	306	310	310	310	310	310	310	334	334	334	334	334	334
Simon Wagner (306)	2	306	306	306	306	306	310	306	334	334	334	334	334	310	310	310	310	310	310
Ferenc Kancsar (334)	3	334	330	330	334	334	334	334	306	306	306	306	306	306	306	306	306	306	306
Nico Klasen (330)	4	330	334	334	325	325	325	325	325	325	325	325	325	325	325	325	325	325	325
Felix Diesel (331)	5	331	325	325	331	331	331	331	331	331	331	331	331	331	331	331	331	331	331
Steven Hees (325)	6	325	331	331	301	301	301	301	301	330	330	330	330	330	330	330	330	330	330
Christopher Friedrich (329)	7	329	301	301	330	314	330	330	330	301	314	314	314	314	314	308	308	308	308
Sandro Lukovic (302)	8	302	314	314	314	330	314	314	314	314	301	308	308	308	308	318	318	318	318
Maikel Splithoff (305)	9	305	316	309	309	316	308	308	308	308	308	301	301	318	318	318	316	316	309
Niki Laa (318)	10	318	309	316	316	328	316	316	316	316	316	318	301	316	316	309	309	316	309
Phillip Wendt (317)	11	317	308	328	328	308	309	328	328	328	328	318	316	316	301	309	307	307	322
Patrick Lumma (301)	12	301	328	308	308	309	328	307	307	307	318	328	309	309	309	307	322	322	307
Arian Butzbach (316)	13	316	324	324	324	324	307	318	318	318	307	307	307	307	307	322	328	328	328
Sebastian Michels (314)	14	314	307	307	307	307	324	309	309	309	309	309	328	328	322	328	301	301	301
Dennis Kohl (322)	15	322	319	304	304	304	318	324	322	322	326	322	322	322	328	301	304	304	304
Maximilian Schickedanz (309)	16	309	304	318	318	318	304	322	326	326	322	326	326	304	304	304	324	324	324
Mario Novak (307)	17	307	318	319	332	332	332	304	324	324	329	304	304	324	324	324	332	332	332
Coen Nijsen (308)	18	308	332	332	322	322	322	326	329	329	324	324	324	332	332	332	317	317	317
Peter Cordes (311)	19	311	322	322	319	326	326	332	304	304	304	332	332	303	303	317	303	303	329
Robin Püttmann (304)	20	304	321	321	326	319	319	329	332	332	332	303	303	317	317	303	311	311	311
Tobias Weichenberger (328)	21	328	303	326	321	303	329	319	319	319	319	319	319	319	311	311	329	329	303
Julia Leopold (332)	22	332	326	303	303	329	303	303	303	303	311	311	311	319	319	319	319	319	319
Manuel Fahner (324)	23	324	312	317	317	312	312	312	312	312	312	312	317	312	312	329	312	323	323
Jenny Wurster (319)	24	319	317	323	323	311	311	311	311	311	311	317	312	326	329	312	323	312	312
Tobias Schmidt (321)	25	321	323	312	312	323	323	323	323	323	323	323	323	329	323	323	321	321	321
Nino Kuhn (326)	26	326	305	305	329	321	317	317	317	317	317	329	329	323	321	321			
Patrick Weber (303)	27	303	329	329	311	317	321	321	321	321	321	321	321	321					
Danny Lang (312)	28	312	311	311	305														
Dominik Vasold (323)	29	323																	