



# Rotax Max Challenge Ampfing

Micro-Cup Ampfing 1,063 Km

Warm up 27.06.2010 08:00

Training gestartet um 8:01:17

Pos.	St.Nr.	Name	Fabrikat	Bewerber/Sponsor	Rnd.	Beste Zeit	Diff.	km/h	In Rd.
1	11	Jonathan Judek	M-Tec	Team M-Tec Racing	4	52.109		73,473	2
2	17	Loris Prattes	Mach1	Andreas Baral	5	52.239	0.130	73,290	3
3	18	Luis-Miguel Glania	EA		5	52.488	0.379	72,942	4
4	16	Fabian Hellwig	CRG	NintendoTeam Scheider	4	53.026	0.917	72,202	4
5	14	Kevin Bopp	Sodi		5	53.224	1.115	71,934	5
6	20	Patricija Keita Stalidzane	Maddox	Kartschule Racing Team	4	57.991	5.882	66,021	4

Bemerkungen  
DMV-Reg-Nr.: KC35/10

Zeitnahmekommissar & Auswertung: Monika Riehmers Orbits

Rennleiter: Reinhard Tropp Rennsekretär: Ute Bimber

Aushang: Uhr

Unterschrift RL: Unterschrift ZK:

# Rotax Max Challenge Ampfing

Micro-Cup

Ampfing 1,063 Km

Warm up

27.06.2010 08:00

Training gestartet um 8:01:17

Runde	Rundenzeit	Diff.	Tageszeit
<b>(11) Jonathan Judek</b>			
1	52.442	+0.333	8:05:36.967
2	<b>52.109</b>		8:06:29.076
3	52.166	+0.057	8:07:21.242
4	52.147	+0.038	8:08:13.389

Runde	Rundenzeit	Diff.	Tageszeit
<b>(17) Loris Prattes</b>			
1	54.126	+1.887	8:04:41.193
2	52.933	+0.694	8:05:34.126
3	<b>52.239</b>		8:06:26.365
4	52.906	+0.667	8:07:19.271
5	52.373	+0.134	8:08:11.644

Runde	Rundenzeit	Diff.	Tageszeit
<b>(18) Luis-Miguel Glania</b>			
1	53.638	+1.150	8:05:07.476
2	53.124	+0.636	8:06:00.600
3	53.422	+0.934	8:06:54.022
4	<b>52.488</b>		8:07:46.510
5	52.987	+0.499	8:08:39.497

Runde	Rundenzeit	Diff.	Tageszeit
<b>(16) Fabian Hellwig</b>			
1	56.846	+3.820	8:05:49.539
2	54.467	+1.441	8:06:44.006
3	53.304	+0.278	8:07:37.310
4	<b>53.026</b>		8:08:30.336

Runde	Rundenzeit	Diff.	Tageszeit
<b>(14) Kevin Bopp</b>			
1	53.720	+0.496	8:04:37.217
2	53.940	+0.716	8:05:31.157
3	54.207	+0.983	8:06:25.364
4	57.636	+4.412	8:07:23.000
5	<b>53.224</b>		8:08:16.224

Runde	Rundenzeit	Diff.	Tageszeit
<b>(20) Patricija Keita Stalidzane</b>			
1	58.974	+0.983	8:04:59.339
2	59.974	+1.983	8:05:59.313
3	58.748	+0.757	8:06:58.061
4	<b>57.991</b>		8:07:56.052

Runde Rundenzeit Diff. Tageszeit

Runde Rundenzeit Diff. Tageszeit





# Rotax Max Challenge Ampfing

Micro-Cup Ampfing 1,063 Km

Zeittraining 27.06.2010 09:00

Qualifikation gestartet um 9:03:09

Pos.	St.Nr.	Name	Fabrikat	Bewerber/Sponsor	Rnd.	Beste Zeit	Diff.	km/h	In Rd.
1	18	Luis-Miguel Glania	EA		11	51.192		74,789	5
2	11	Jonathan Judek	M-Tec	Team M-Tec Racing	11	51.338	0.146	74,576	3
3	17	Loris Prattes	Mach1	Andreas Baral	11	51.426	0.234	74,449	11
4	16	Fabian Hellwig	CRG	NintendoTeam Scheider	11	51.861	0.669	73,824	10
5	14	Kevin Bopp	Sodi		11	52.208	1.016	73,334	2
6	20	Patricija Keita Stalidzane	Maddox	Kartschule Racing Team	10	56.073	4.881	68,279	7

Bemerkungen  
 DMV-Reg-Nr.: KC35/10  
 Ergebnis vorbehaltlich technischer Nachuntersuchung

Zeitnahmekommissar & Auswertung: Monika Riehmers Orbits

Rennleiter: Reinhard Tropp Rennsekretär: Ute Bimber

Aushang: Uhr

Unterschrift RL: Unterschrift ZK:

# Rotax Max Challenge Ampfing

Micro-Cup

Ampfing 1,063 Km

Zeittraining

27.06.2010 09:00

Qualifikation gestartet um 9:03:09

Runde	Rundenzeit	Diff.	Tageszeit
<b>(18) Luis-Miguel Glania</b>			
1	51.559	+0.367	9:05:23.796
2	51.450	+0.258	9:06:15.246
3	51.485	+0.293	9:07:06.731
4	51.402	+0.210	9:07:58.133
5	<b>51.192</b>		9:08:49.325
6	51.446	+0.254	9:09:40.771
7	51.277	+0.085	9:10:32.048
8	51.753	+0.561	9:11:23.801
9	51.859	+0.667	9:12:15.660
10	51.699	+0.507	9:13:07.359
11	51.724	+0.532	9:13:59.083

Runde	Rundenzeit	Diff.	Tageszeit
<b>(11) Jonathan Judek</b>			
1	51.418	+0.080	9:05:00.180
2	51.571	+0.233	9:05:51.751
3	<b>51.338</b>		9:06:43.089
4	51.405	+0.067	9:07:34.494
5	51.606	+0.268	9:08:26.100
6	51.342	+0.004	9:09:17.442
7	51.343	+0.005	9:10:08.785
8	51.384	+0.046	9:11:00.169
9	51.447	+0.109	9:11:51.616
10	51.842	+0.504	9:12:43.458
11	51.639	+0.301	9:13:35.097

Runde	Rundenzeit	Diff.	Tageszeit
<b>(17) Loris Prattes</b>			
1	52.459	+1.033	9:05:04.702
2	51.686	+0.260	9:05:56.388
3	51.450	+0.024	9:06:47.838
4	52.436	+1.010	9:07:40.274
5	52.635	+1.209	9:08:32.909
6	52.224	+0.798	9:09:25.133
7	51.986	+0.560	9:10:17.119
8	51.585	+0.159	9:11:08.704
9	51.516	+0.090	9:12:00.220
10	51.452	+0.026	9:12:51.672
11	<b>51.426</b>		9:13:43.098

Runde	Rundenzeit	Diff.	Tageszeit
<b>(16) Fabian Hellwig</b>			
1	52.236	+0.375	9:05:06.110
2	52.042	+0.181	9:05:58.152
3	52.038	+0.177	9:06:50.190
4	52.324	+0.463	9:07:42.514
5	52.133	+0.272	9:08:34.647
6	52.169	+0.308	9:09:26.816
7	53.596	+1.735	9:10:20.412
8	52.359	+0.498	9:11:12.771
9	52.050	+0.189	9:12:04.821
10	<b>51.861</b>		9:12:56.682
11	52.333	+0.472	9:13:49.015

Runde	Rundenzeit	Diff.	Tageszeit
<b>(14) Kevin Bopp</b>			
1	52.702	+0.494	9:05:02.851
2	<b>52.208</b>		9:05:55.059
3	52.502	+0.294	9:06:47.561
4	52.457	+0.249	9:07:40.018
5	52.504	+0.296	9:08:32.522
6	52.447	+0.239	9:09:24.969
7	53.751	+1.543	9:10:18.720
8	52.559	+0.351	9:11:11.279
9	52.656	+0.448	9:12:03.935
10	52.448	+0.240	9:12:56.383
11	52.518	+0.310	9:13:48.901

Runde	Rundenzeit	Diff.	Tageszeit
<b>(20) Patricija Keita Stalidzane</b>			
1	58.735	+2.662	9:05:32.584
2	58.458	+2.385	9:06:31.042
3	58.050	+1.977	9:07:29.092
4	57.652	+1.579	9:08:26.744
5	56.775	+0.702	9:09:23.519
6	56.874	+0.801	9:10:20.393
7	<b>56.073</b>		9:11:16.466
8	58.873	+2.800	9:12:15.339
9	56.531	+0.458	9:13:11.870
10	56.596	+0.523	9:14:08.466


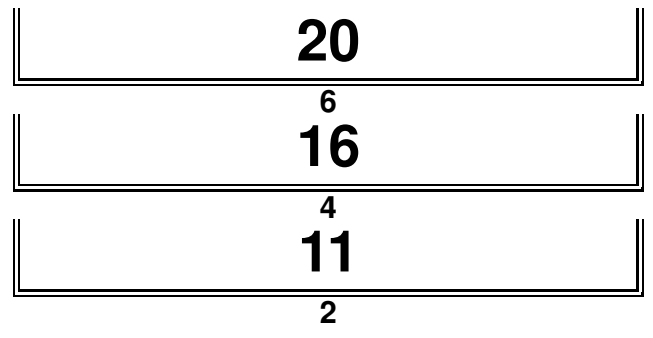
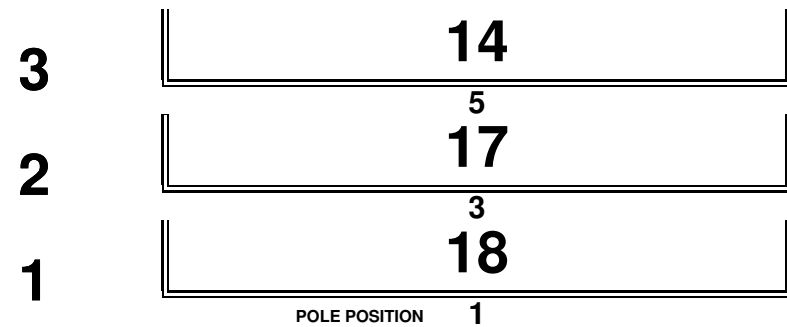
Runde	Rundenzeit	Diff.	Tageszeit
-------	------------	-------	-----------



# Rotax Max Challenge Ampfing

Micro-Cup  
Startaufstellung Prefinale  
Rennen (10 Runden)

Ampfing 1,063 Km  
27.06.2010 10:50





# Rotax Max Challenge Ampfing

Micro-Cup Ampfing 1,063 Km

Prefinale 27.06.2010 10:50

Rennen (10 Runden) gestartet um 10:51:36

Pos.	St.Nr.	Name	Fahrernummer	Fabrikat	Bewerber/Sponsor	Rnd.	Gesamtzeit	Diff.	Ø km/h	Beste Zeit
1	18	Luis-Miguel Glania	DE3407	EA		10	8:32.279		74,737	50.659
2	11	Jonathan Judek	DE3316	M-Tec	Team M-Tec Racing	10	8:32.679	0.400	74,678	50.929
3	17	Loris Prattes	DE3406	Mach1	Andreas Baral	10	8:34.709	2.430	74,384	51.105
4	16	Fabian Hellwig	DE3401	CRG	NintendoTeam Scheider	10	8:42.897	10.618	73,219	51.746
5	14	Kevin Bopp	DE3340	Sodi		10	8:43.114	10.835	73,189	51.741
6	20	Patricija Keita Stalidzane	DE3459	Maddox	Kartschule Racing Team	9	8:36.031	1 Runde	66,774	56.039

### Bemerkungen

DMV-Reg-Nr.: KC35/10

Ergebnis vorbehaltlich technischer Nachuntersuchung

Gestartet: 8 Gewertet: 8 nicht Gewertet: 0

Vorsprung	Ø km/h	Beste Rundenzeit	km/h	Beste Runde von
0.400	74,737	50.659	75,576	18 - Luis-Miguel Glania

Zeitnahmekommissar & Auswertung: Monika Riehmers

Orbits

Rennleiter: Reinhard Tropp Rennsekretär: Ute Bimber

Aushang: Uhr

Unterschrift RL: Unterschrift ZK:

www.mylaps.com

Lizensiert für Camp Company GmbH



# Rotax Max Challenge Ampfing

Micro-Cup

Ampfing 1,063 Km

Prefinale

27.06.2010 10:50

Rennen (10 Runden) gestartet um 10:51:36

Runde	Rundenzeit	Diff.	Tageszeit
<b>(18) Luis-Miguel Glania</b>			
1	52.665	+2.006	10:52:28.971
2	<b>50.659</b>		10:53:19.630
3	50.996	+0.337	10:54:10.626
4	51.208	+0.549	10:55:01.834
5	50.950	+0.291	10:55:52.784
6	51.049	+0.390	10:56:43.833
7	50.980	+0.321	10:57:34.813
8	51.141	+0.482	10:58:25.954
9	51.199	+0.540	10:59:17.153
10	51.432	+0.773	11:00:08.585

<b>(11) Jonathan Judek</b>			
1	<b>50.929</b>		10:53:19.481
2	51.048	+0.119	10:54:10.529
3	51.161	+0.232	10:55:01.690
4	51.309	+0.380	10:55:52.999
5	51.080	+0.151	10:56:44.079
6	51.016	+0.087	10:57:35.095
7	51.254	+0.325	10:58:26.349
8	51.132	+0.203	10:59:17.481
9	51.504	+0.575	11:00:08.985

<b>(17) Loris Prattes</b>			
1	52.799	+1.694	10:52:29.631
2	51.638	+0.533	10:53:21.269
3	51.126	+0.021	10:54:12.395
4	<b>51.105</b>		10:55:03.500
5	51.167	+0.062	10:55:54.667
6	51.222	+0.117	10:56:45.889
7	51.197	+0.092	10:57:37.086
8	51.268	+0.163	10:58:28.354
9	51.394	+0.289	10:59:19.748
10	51.267	+0.162	11:00:11.015

<b>(16) Fabian Hellwig</b>			
1	52.828	+1.082	10:52:29.317
2	<b>51.746</b>		10:53:21.063
3	52.784	+1.038	10:54:13.847
4	52.141	+0.395	10:55:05.988
5	52.064	+0.318	10:55:58.052
6	52.050	+0.304	10:56:50.102
7	52.378	+0.632	10:57:42.480
8	52.317	+0.571	10:58:34.797
9	52.227	+0.481	10:59:27.024
10	52.179	+0.433	11:00:19.203

<b>(14) Kevin Bopp</b>			
1	53.235	+1.494	10:52:30.261
2	<b>51.741</b>		10:53:22.002
3	51.950	+0.209	10:54:13.952
4	51.850	+0.109	10:55:05.802
5	52.106	+0.365	10:55:57.908
6	51.958	+0.217	10:56:49.866
7	52.827	+1.086	10:57:42.693
8	52.361	+0.620	10:58:35.054
9	52.160	+0.419	10:59:27.214
10	52.206	+0.465	11:00:19.420

<b>(20) Patricija Keita Stalidzane</b>			
1	59.133	+3.094	10:52:36.231
2	56.890	+0.851	10:53:33.121
3	<b>56.039</b>		10:54:29.160
4	56.145	+0.106	10:55:25.305
5	57.211	+1.172	10:56:22.516

Runde	Rundenzeit	Diff.	Tageszeit
6	56.688	+0.649	10:57:19.204
7	57.377	+1.338	10:58:16.581
8	57.580	+1.541	10:59:14.161
9	58.176	+2.137	11:00:12.337

Runde	Rundenzeit	Diff.	Tageszeit
-------	------------	-------	-----------



Rotax Max Challenge Ampfing

Rundenliste

Micro-Cup

Ampfing 1,063 Km

Prefinale

27.06.2010 10:50

Rennen (10 Runden) gestartet um 10:51:36

Fahrer	Runden											
	0	1	2	3	4	5	6	7	8	9	10	
Luis-Miguel Glania (18)	1	18	18	18	18	18	18	18	18	18	18	18
Fabian Hellwig (16)	2	16	16	16	17	17	17	17	17	17	17	17
Loris Prattes (17)	3	17	17	17	16	14	14	14	16	16	16	16
Kevin Bopp (14)	4	14	14	14	14	16	16	16	14	14	14	14
Patricija Keita Stalidzane (20)	5	20	20	20	20	20	20	20	20	20	11	
Jonathan Judek (11)	6	11	11	11	11	11	11	11	11	11	20	


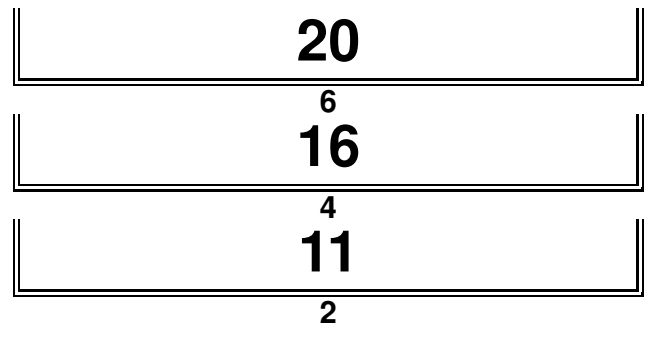
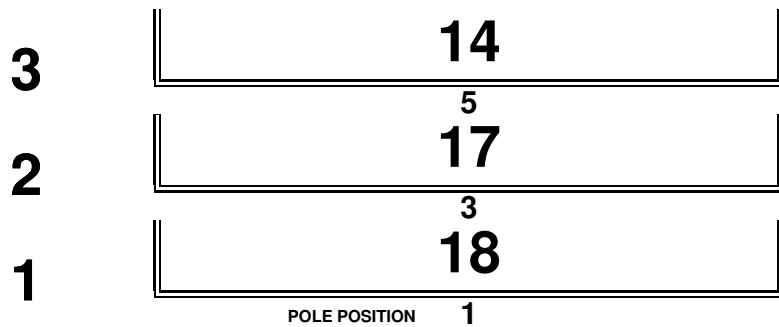




# Rotax Max Challenge Ampfing

Micro-Cup  
Startaufstellung Finale  
Rennen (13 Runden)

Ampfing 1,063 Km  
27.06.2010 14:30





# Rotax Max Challenge Ampfing

Micro-Cup Ampfing 1,063 Km

Finale 27.06.2010 14:30

Rennen (13 Runden) gestartet um 14:39:29

Pos.	St.Nr.	Name	Fahrernummer	Fabrikat	Bewerber/Sponsor	Rnd.	Gesamtzeit	Diff.	Ø km/h	Beste Zeit
1	18	Luis-Miguel Glania	DE3407	EA		13	11:11.781		74,089	51.193
2	17	Loris Prattes	DE3406	Mach1	Andreas Baral	13	11:14.575	2.794	73,782	51.196
3	11	Jonathan Judek	DE3316	<b>M-Tec</b>	<b>Team M-Tec Racing</b>	13	11:15.609	3.828	73,670	<b>51.098</b>
4	16	Fabian Hellwig	DE3401	CRG	NintendoTeam Scheider	13	11:27.853	16.072	72,358	52.561
5	14	Kevin Bopp	DE3340	Sodi		13	11:28.071	16.290	72,335	52.151

### Bemerkungen

Ergebnis vorbehaltlich technischer Nachuntersuchung  
Gestartet: 5 Gewertet: 5 nicht Gewertet: 0

Vorsprung	Ø km/h	Beste Rundenzeit	km/h	Beste Runde von
2.794	74,089	51.098	74,927	11 - Jonathan Judek

Zeitnahmekommissar & Auswertung: Monika Riehmers

Orbits

Rennleiter: Reinhard Tropp Rennsekretär: Ute Bimber

Aushang: Uhr

Unterschrift RL: Unterschrift ZK:

www.mylaps.com

Lizensiert für Camp Company GmbH



# Rotax Max Challenge Ampfing

Micro-Cup

Ampfing 1,063 Km

Finale

27.06.2010 14:30

Rennen (13 Runden) gestartet um 14:39:29

Runde	Rundenzeit	Diff.	Tageszeit	Runde	Rundenzeit	Diff.	Tageszeit	Runde	Rundenzeit	Diff.	Tageszeit
<b>(18) Luis-Miguel Glania</b>											
1	53.078	+1.885	14:40:23.014	5	52.312	+0.161	14:43:58.190				
2	51.565	+0.372	14:41:14.579	6	52.474	+0.323	14:44:50.664				
3	51.898	+0.705	14:42:06.477	7	52.203	+0.052	14:45:42.867				
4	51.242	+0.049	14:42:57.719	8	52.543	+0.392	14:46:35.410				
5	51.521	+0.328	14:43:49.240	9	52.545	+0.394	14:47:27.955				
6	<b>51.193</b>		14:44:40.433	10	<b>52.151</b>		14:48:20.106				
7	51.455	+0.262	14:45:31.888	11	52.369	+0.218	14:49:12.475				
8	51.506	+0.313	14:46:23.394	12	52.854	+0.703	14:50:05.329				
9	51.368	+0.175	14:47:14.762	13	52.678	+0.527	14:50:58.007				
10	51.207	+0.014	14:48:05.969								
11	51.196	+0.003	14:48:57.165								
12	52.930	+1.737	14:49:50.095								
13	51.622	+0.429	14:50:41.717								
<b>(17) Loris Prattes</b>											
1	53.100	+1.904	14:40:23.390								
2	51.696	+0.500	14:41:15.086								
3	51.768	+0.572	14:42:06.854								
4	51.543	+0.347	14:42:58.397								
5	51.436	+0.240	14:43:49.833								
6	<b>51.196</b>		14:44:41.029								
7	51.297	+0.101	14:45:32.326								
8	51.529	+0.333	14:46:23.855								
9	51.498	+0.302	14:47:15.353								
10	51.558	+0.362	14:48:06.911								
11	51.423	+0.227	14:48:58.334								
12	54.193	+2.997	14:49:52.527								
13	51.984	+0.788	14:50:44.511								
<b>(11) Jonathan Judek</b>											
1	53.144	+2.046	14:40:23.107								
2	51.539	+0.441	14:41:14.646								
3	51.734	+0.636	14:42:06.380								
4	51.486	+0.388	14:42:57.866								
5	51.290	+0.192	14:43:49.156								
6	51.421	+0.323	14:44:40.577								
7	51.466	+0.368	14:45:32.043								
8	51.423	+0.325	14:46:23.466								
9	51.532	+0.434	14:47:14.998								
10	51.142	+0.044	14:48:06.140								
11	51.182	+0.084	14:48:57.322								
12	57.125	+6.027	14:49:54.447								
13	<b>51.098</b>		14:50:45.545								
<b>(16) Fabian Hellwig</b>											
1	54.581	+2.020	14:40:24.700								
2	52.986	+0.425	14:41:17.686								
3	<b>52.561</b>		14:42:10.247								
4	52.719	+0.158	14:43:02.966								
5	52.589	+0.028	14:43:55.555								
6	52.848	+0.287	14:44:48.403								
7	52.667	+0.106	14:45:41.070								
8	52.892	+0.331	14:46:33.962								
9	52.774	+0.213	14:47:26.736								
10	52.647	+0.086	14:48:19.383								
11	52.768	+0.207	14:49:12.151								
12	53.031	+0.470	14:50:05.182								
13	52.607	+0.046	14:50:57.789								
<b>(14) Kevin Bopp</b>											
1	56.766	+4.615	14:40:27.323								
2	53.484	+1.333	14:41:20.807								
3	52.502	+0.351	14:42:13.309								
4	52.569	+0.418	14:43:05.878								



Rotax Max Challenge Ampfing

Rundenliste

Micro-Cup Ampfing 1,063 Km

Finale 27.06.2010 14:30

Rennen (13 Runden) gestartet um 14:39:29

Fahrer	Runden														
	0	1	2	3	4	5	6	7	8	9	10	11	12	13	
Luis-Miguel Glania (18)	1	18	18	18	11	18	11	18	18	18	18	18	18	18	18
Jonathan Judek (11)	2	11	11	11	18	11	18	11	11	11	11	11	11	17	17
Fabian Hellwig (16)	3	16	17	17	17	17	17	17	17	17	17	17	17	11	11
Loris Prattes (17)	4	17	16	16	16	16	16	16	16	16	16	16	16	16	16
Kevin Bopp (14)	5	14	14	14	14	14	14	14	14	14	14	14	14	14	14