



Rotax Euro Challenge 2010 Genk/Belgium

Rotax Max Masters Genk / Belgium 1,360 Km  
 Non Qualifying Practice 1 2010-09-03 10:00  
 Practice (8:00 Time) started at 10:00:00

Pos	No.	Name	Nat.	Chassis	Race Team	Laps	Best Tm	Diff	Gap In Lap	km/h
1	402	Christophe Adams	BEL	Tonykart	Sporting Kart Competition	9	55.988			87,447
2	422	Jan Vos	NED	Sodikart	Fox Racing	9	57.034	1.046	1.046	85,844
3	426	Andreas Peter	SLO	Birel/RK	BDM Racing/Spirit Racing	9	57.039	1.051	0.005	85,836
4	421	Alain Guesdon	FRA	Tonykart	RKO	8	57.133	1.145	0.094	85,695
5	420	Mikko Laine	FIN	Parolin	M KartTeam	8	57.210	1.222	0.077	85,579
6	446	Florent Lambert	GBR	Tonykart	Tatum Racing	8	57.217	1.229	0.007	85,569
7	423	Melvin Francis	GBR	TBA	Dadson Motorsport	7	57.240	1.252	0.023	85,535
8	410	Maxim Shaposhnikov	RUS	Kombikart	TBA	8	58.013	2.025	0.773	84,395
9	424	Jos Slegers	NED	Sodikart	Sodiracing nl	8	59.638	3.650	1.625	82,095

Timekeeping Ingrid and Meik Wagner:



Clerk of the course Nigel Edwards:

Steward (Chairman) Olivier Steveny:

Chief Scrutineer Paul Klaassen

[www.mylaps.com](http://www.mylaps.com)

Printed: 2010-09-03 10:10:35

posted at: h

Licensed to: Motorsport Events



Rotax Euro Challenge 2010 Genk/Belgium

Rotax Max Masters

Genk / Belgium 1,360 Km

Non Qualifying Practice 1

2010-09-03 10:00

Practice (8:00 Time) started at 10:00:00

Lap	Lap Tm	Diff	Time of Day
<b>(402) Christophe Adams</b>			
1	1:03.055	+7.067	10:01:15.807
2	57.818	+1.830	10:02:13.625
3	56.896	+0.908	10:03:10.521
4	56.489	+0.501	10:04:07.010
5	56.157	+0.169	10:05:03.167
6	56.300	+0.312	10:05:59.467
7	56.189	+0.201	10:06:55.656
8	<b>55.988</b>		10:07:51.644
9	56.292	+0.304	10:08:47.936
<b>(422) Jan Vos</b>			
1	1:01.872	+4.838	10:01:18.119
2	58.175	+1.141	10:02:16.294
3	57.518	+0.484	10:03:13.812
4	58.462	+1.428	10:04:12.274
5	57.244	+0.210	10:05:09.518
6	57.330	+0.296	10:06:06.848
7	<b>57.034</b>		10:07:03.882
8	57.205	+0.171	10:08:01.087
9	57.095	+0.061	10:08:58.182
<b>(426) Andreas Peter</b>			
1	1:02.930	+5.891	10:01:16.396
2	58.398	+1.359	10:02:14.794
3	57.638	+0.599	10:03:12.432
4	57.235	+0.196	10:04:09.667
5	57.051	+0.012	10:05:06.718
6	57.546	+0.507	10:06:04.264
7	58.557	+1.518	10:07:02.821
8	57.483	+0.444	10:08:00.304
9	<b>57.039</b>		10:08:57.343
<b>(421) Alain Guesdon</b>			
1	1:12.547	+15.414	10:01:28.892
2	59.452	+2.319	10:02:28.344
3	57.718	+0.585	10:03:26.062
4	1:00.619	+3.486	10:04:26.681
5	57.452	+0.319	10:05:24.133
6	57.239	+0.106	10:06:21.372
7	<b>57.133</b>		10:07:18.505
8	57.276	+0.143	10:08:15.781
<b>(420) Mikko Laine</b>			
1	1:10.129	+12.919	10:01:29.379
2	1:00.924	+3.714	10:02:30.303
3	58.045	+0.835	10:03:28.348
4	57.875	+0.665	10:04:26.223
5	57.325	+0.115	10:05:23.548
6	<b>57.210</b>		10:06:20.758
7	57.283	+0.073	10:07:18.041
8	57.352	+0.142	10:08:15.393
<b>(446) Florent Lambert</b>			
1	1:03.484	+6.267	10:01:28.850
2	58.744	+1.527	10:02:27.594
3	58.005	+0.788	10:03:25.599
4	57.489	+0.272	10:04:23.088
5	57.691	+0.474	10:05:20.779
6	57.377	+0.160	10:06:18.156
7	57.479	+0.262	10:07:15.635
8	<b>57.217</b>		10:08:12.852
<b>(423) Melvin Francis</b>			
1	1:02.599	+5.359	10:01:16.149

Lap	Lap Tm	Diff	Time of Day
2	58.160	+0.920	10:02:14.309
3	57.433	+0.193	10:03:11.742
4	57.287	+0.047	10:04:09.029
5	<b>57.240</b>		10:05:06.269
6	58.042	+0.802	10:06:04.311
7	57.257	+0.017	10:07:01.568
<b>(410) Maxim Shaposhnikov</b>			
1	1:03.095	+5.082	10:01:16.759
2	58.472	+0.459	10:02:15.231
3	58.074	+0.061	10:03:13.305
4	59.401	+1.388	10:04:12.706
5	<b>58.013</b>		10:05:10.719
6	58.227	+0.214	10:06:08.946
7	58.423	+0.410	10:07:07.369
8	59.373	+1.360	10:08:06.742
<b>(424) Jos Slegers</b>			
1	1:06.079	+6.441	10:01:22.755
2	1:01.841	+2.203	10:02:24.596
3	1:00.902	+1.264	10:03:25.498
4	1:01.415	+1.777	10:04:26.913
5	59.720	+0.082	10:05:26.633
6	1:00.979	+1.341	10:06:27.612
7	59.882	+0.244	10:07:27.494
8	<b>59.638</b>		10:08:27.132

Lap	Lap Tm	Diff	Time of Day
-----	--------	------	-------------

Timekeeping Ingrid and Meik Wagner:



Clerk of the course Nigel Edwards:

Steward (Chairman) Olivier Steveny:

Chief Scrutineer Paul Klaassen

[www.mylaps.com](http://www.mylaps.com)

Printed: 2010-09-03 10:14:09

posted at:

h

Licensed to: Motorsport Events



Rotax Euro Challenge 2010 Genk/Belgium

Rotax Max Masters Genk / Belgium 1,360 Km

Non Qualifying Practice 2 2010-09-03 11:00

Practice (8:00 Time) started at 11:04:11

Pos	No.	Name	Nat.	Chassis	Race Team	Laps	Best Tm	Diff	Gap In Lap	km/h
1	402	Christophe Adams	BEL	Tonykart	Sporting Kart Competiti	8	55.715			87,876
2	423	Melvin Francis	GBR	TBA	Dadson Motorsport	8	56.589	0.874	0.874	86,519
3	420	Mikko Laine	FIN	Parolin	M KartTeam	8	56.758	1.043	0.169	86,261
4	422	Jan Vos	NED	Sodikart	Fox Racing	9	56.782	1.067	0.024	86,225
5	421	Alain Guesdon	FRA	Tonykart	RKO	9	56.811	1.096	0.029	86,180
6	426	Andreas Peter	SLO	Birel/RK	BDM Racing/Spirit Racing	9	56.879	1.164	0.068	86,077
7	446	Florent Lambert	GBR	Tonykart	Tatum Racing	9	56.940	1.225	0.061	85,985
8	410	Maxim Shaposhnikov	RUS	Kombikart	TBA	8	57.160	1.445	0.220	85,654
9	424	Jos Slegers	NED	Sodikart	Sodiracing nl	8	59.425	3.710	2.265	82,390

Timekeeping Ingrid and Meik Wagner:



Clerk of the course Nigel Edwards:

Steward (Chairman) Olivier Steveny:

Chief Scrutineer Paul Klaassen

[www.mylaps.com](http://www.mylaps.com)

Printed: 2010-09-03 11:13:48

posted at: h

Licensed to: Motorsport Events



# Rotax Euro Challenge 2010 Genk/Belgium

Rotax Max Masters

Genk / Belgium 1,360 Km

Non Qualifying Practice 2

2010-09-03 11:00

Practice (8:00 Time) started at 11:04:11

Lap	Lap Tm	Diff	Time of Day
<b>(402) Christophe Adams</b>			
1	1:01.071	+5.356	11:06:04.859
2	56.652	+0.937	11:07:01.511
3	56.102	+0.387	11:07:57.613
4	55.893	+0.178	11:08:53.506
5	56.333	+0.618	11:09:49.839
6	55.991	+0.276	11:10:45.830
7	55.869	+0.154	11:11:41.699
8	<b>55.715</b>		11:12:37.414

Lap	Lap Tm	Diff	Time of Day
<b>(423) Melvin Francis</b>			
1	1:00.544	+3.955	11:05:28.656
2	57.841	+1.252	11:06:26.497
3	56.617	+0.028	11:07:23.114
4	56.810	+0.221	11:08:19.924
5	<b>56.589</b>		11:09:16.513
6	56.667	+0.078	11:10:13.180
7	56.738	+0.149	11:11:09.918
8	56.943	+0.354	11:12:06.861

Lap	Lap Tm	Diff	Time of Day
<b>(420) Mikko Laine</b>			
1	1:04.610	+7.852	11:05:37.490
2	57.695	+0.937	11:06:35.185
3	57.752	+0.994	11:07:32.937
4	56.881	+0.123	11:08:29.818
5	56.937	+0.179	11:09:26.755
6	56.921	+0.163	11:10:23.676
7	56.777	+0.019	11:11:20.453
8	<b>56.758</b>		11:12:17.211

Lap	Lap Tm	Diff	Time of Day
<b>(422) Jan Vos</b>			
1	1:01.180	+4.398	11:05:32.259
2	57.942	+1.160	11:06:30.201
3	57.263	+0.481	11:07:27.464
4	57.375	+0.593	11:08:24.839
5	57.269	+0.487	11:09:22.108
6	57.048	+0.266	11:10:19.156
7	56.881	+0.099	11:11:16.037
8	56.906	+0.124	11:12:12.943
9	<b>56.782</b>		11:13:09.725

Lap	Lap Tm	Diff	Time of Day
<b>(421) Alain Guesdon</b>			
1	1:01.936	+5.125	11:05:28.139
2	58.975	+2.164	11:06:27.114
3	57.230	+0.419	11:07:24.344
4	57.710	+0.899	11:08:22.054
5	57.282	+0.471	11:09:19.336
6	57.202	+0.391	11:10:16.538
7	57.096	+0.285	11:11:13.634
8	<b>56.811</b>		11:12:10.445
9	56.992	+0.181	11:13:07.437

Lap	Lap Tm	Diff	Time of Day
<b>(426) Andreas Peter</b>			
1	1:01.231	+4.352	11:05:30.394
2	57.736	+0.857	11:06:28.130
3	57.209	+0.330	11:07:25.339
4	57.001	+0.122	11:08:22.340
5	57.416	+0.537	11:09:19.756
6	56.929	+0.050	11:10:16.685
7	57.210	+0.331	11:11:13.895
8	<b>56.879</b>		11:12:10.774
9	57.006	+0.127	11:13:07.780

Lap	Lap Tm	Diff	Time of Day
<b>(446) Florent Lambert</b>			
1	1:00.659	+3.719	11:05:28.406

Lap	Lap Tm	Diff	Time of Day
2	58.014	+1.074	11:06:26.420
3	57.610	+0.670	11:07:24.030
4	57.119	+0.179	11:08:21.149
5	<b>56.940</b>		11:09:18.089
6	57.143	+0.203	11:10:15.232
7	57.105	+0.165	11:11:12.337
8	57.166	+0.226	11:12:09.503
9	57.247	+0.307	11:13:06.750

Lap	Lap Tm	Diff	Time of Day
<b>(410) Maxim Shaposhnikov</b>			
1	1:02.301	+5.141	11:05:29.885
2	59.305	+2.145	11:06:29.190
3	57.849	+0.689	11:07:27.039
4	57.438	+0.278	11:08:24.477
5	58.216	+1.056	11:09:22.693
6	57.220	+0.060	11:10:19.913
7	<b>57.160</b>		11:11:17.073
8	57.508	+0.348	11:12:14.581

Lap	Lap Tm	Diff	Time of Day
<b>(424) Jos Slegers</b>			
1	1:04.733	+5.308	11:05:33.791
2	1:00.285	+0.860	11:06:34.076
3	59.603	+0.178	11:07:33.679
4	<b>59.425</b>		11:08:33.104
5	59.636	+0.211	11:09:32.740
6	59.670	+0.245	11:10:32.410
7	1:00.918	+1.493	11:11:33.328
8	1:00.188	+0.763	11:12:33.516

Lap	Lap Tm	Diff	Time of Day
-----	--------	------	-------------

Timekeeping Ingrid and Meik Wagner:



Clerk of the course Nigel Edwards:

Steward (Chairman) Olivier Steveny:

Chief Scrutineer Paul Klaassen

[www.mylaps.com](http://www.mylaps.com)  
Licensed to: Motorsport Events



Rotax Euro Challenge 2010 Genk/Belgium

Rotax Max Masters Genk / Belgium 1,360 Km

Qualifying Practice 2010-09-03 13:20

Qualifying (15:00 Time) started at 13:20:00

Pos	No.	Name	Nat.	Chassis	Race Team	Laps	Best Tm	Diff	Gap In Lap	km/h
1	402	Christophe Adams	BEL	Tonykart	Sporting Kart Competition	7	55.773			
2	420	Mikko Laine	FIN	Parolin	M KartTeam	11	56.339	0.566	0.566	7 86,903
3	423	Melvin Francis	GBR	Kosmic	Dadson Motorsport	9	56.456	0.683	0.117	8 86,722
4	421	Alain Guesdon	FRA	Tonykart	RKO	10	56.596	0.823	0.140	7 86,508
5	446	Florent Lambert	GBR	Tonykart	Tatum Racing	12	56.600	0.827	0.004	9 86,502
6	422	Jan Vos	NED	Sodikart	Fox Racing	12	56.613	0.840	0.013	4 86,482
7	426	Andreas Peter	SUI	Birel/RK	BDM Racing/Spirit Racing	12	56.908	1.135	0.295	4 86,034
8	410	Maxim Shaposhnikov	RUS	Kombikart	TBA	14	57.408	1.635	0.500	10 85,284
9	424	Jos Slegers	NED	Sodikart	Sodiracing nl	14	59.462	3.689	2.054	12 82,338

Announcements

These results are provisional until the conclusion of any judicial and technical matters

Timekeeping Ingrid and Meik Wagner:



Clerk of the course Nigel Edwards:

Steward (Chairman) Olivier Steveny:

Chief Scrutineer Paul Klaassen

[www.mylaps.com](http://www.mylaps.com)

Printed: 2010-09-03 13:35:48

posted at: h

Licensed to: Motorsport Events



# Rotax Euro Challenge 2010 Genk/Belgium

Rotax Max Masters

Genk / Belgium 1,360 Km

Qualifying Practice

2010-09-03 13:20

Qualifying (15:00 Time) started at 13:20:00

Lap	Lap Tm	Diff	Time of Day
<b>(402) Christophe Adams</b>			
1	1:04.449	+8.676	13:24:58.378
2	56.849	+1.076	13:25:55.227
3	56.364	+0.591	13:26:51.591
4	55.832	+0.059	13:27:47.423
5	<b>55.773</b>		13:28:43.196
6	55.949	+0.176	13:29:39.145
7	55.930	+0.157	13:30:35.075
<b>(420) Mikko Laine</b>			
1	1:08.272	+11.933	13:21:41.277
2	57.678	+1.339	13:22:38.955
3	56.794	+0.455	13:23:35.749
4	56.584	+0.245	13:24:32.333
5	56.617	+0.278	13:25:28.950
6	56.397	+0.058	13:26:25.347
7	<b>56.339</b>		13:27:21.686
8	57.384	+1.045	13:28:19.070
9	56.436	+0.097	13:29:15.506
10	56.567	+0.228	13:30:12.073
11	56.412	+0.073	13:31:08.485
<b>(423) Melvin Francis</b>			
1	1:01.949	+5.493	13:21:19.164
2	57.693	+1.237	13:22:16.857
3	57.440	+0.984	13:23:14.297
4	57.061	+0.605	13:24:11.358
5	56.696	+0.240	13:25:08.054
6	56.605	+0.149	13:26:04.659
7	56.855	+0.399	13:27:01.514
8	<b>56.456</b>		13:27:57.970
9	56.913	+0.457	13:28:54.883
<b>(421) Alain Guesdon</b>			
1	1:02.003	+5.407	13:21:19.889
2	57.744	+1.148	13:22:17.633
3	57.834	+1.238	13:23:15.467
4	56.969	+0.373	13:24:12.436
5	56.747	+0.151	13:25:09.183
6	56.755	+0.159	13:26:05.938
7	<b>56.596</b>		13:27:02.534
8	56.667	+0.071	13:27:59.201
9	56.619	+0.023	13:28:55.820
10	56.895	+0.299	13:29:52.715
<b>(446) Florent Lambert</b>			
1	1:00.269	+3.669	13:24:59.584
2	57.275	+0.675	13:25:56.859
3	56.878	+0.278	13:26:53.737
4	56.753	+0.153	13:27:50.490
5	56.639	+0.039	13:28:47.129
6	56.771	+0.171	13:29:43.900
7	56.737	+0.137	13:30:40.637
8	56.740	+0.140	13:31:37.377
9	<b>56.600</b>		13:32:33.977
10	56.684	+0.084	13:33:30.661
11	56.624	+0.024	13:34:27.285
12	56.675	+0.075	13:35:23.960
<b>(422) Jan Vos</b>			
1	1:13.544	+16.931	13:24:31.520
2	57.963	+1.350	13:25:29.483
3	57.302	+0.689	13:26:26.785
4	<b>56.613</b>		13:27:23.398
5	58.104	+1.491	13:28:21.502

Lap	Lap Tm	Diff	Time of Day
6	1:05.569	+8.956	13:29:27.071
7	56.970	+0.357	13:30:24.041
8	58.118	+1.505	13:31:22.159
9	56.908	+0.295	13:32:19.067
10	56.644	+0.031	13:33:15.711
11	1:02.999	+6.386	13:34:18.710
12	57.074	+0.461	13:35:15.784
<b>(426) Andreas Peter</b>			
1	1:00.505	+3.597	13:24:26.685
2	57.756	+0.848	13:25:24.441
3	1:03.484	+6.576	13:26:27.925
4	<b>56.908</b>		13:27:24.833
5	56.933	+0.025	13:28:21.766
6	1:05.658	+8.750	13:29:27.424
7	57.007	+0.099	13:30:24.431
8	57.852	+0.944	13:31:22.283
9	57.289	+0.381	13:32:19.572
10	57.003	+0.095	13:33:16.575
11	56.949	+0.041	13:34:13.524
12	57.053	+0.145	13:35:10.577
<b>(410) Maxim Shaposhnikov</b>			
1	1:02.578	+5.170	13:22:25.031
2	58.140	+0.732	13:23:23.171
3	57.819	+0.411	13:24:20.990
4	58.198	+0.790	13:25:19.188
5	57.907	+0.499	13:26:17.095
6	58.151	+0.743	13:27:15.246
7	1:05.961	+8.553	13:28:21.207
8	1:07.143	+9.735	13:29:28.350
9	57.419	+0.011	13:30:25.769
10	<b>57.408</b>		13:31:23.177
11	57.714	+0.306	13:32:20.891
12	57.430	+0.022	13:33:18.321
13	57.544	+0.136	13:34:15.865
14	57.597	+0.189	13:35:13.462
<b>(424) Jos Slegers</b>			
1	1:09.725	+10.263	13:22:05.286
2	1:10.985	+11.523	13:23:16.271
3	1:01.525	+2.063	13:24:17.796
4	1:01.756	+2.294	13:25:19.552
5	1:00.690	+1.228	13:26:20.242
6	59.556	+0.094	13:27:19.798
7	1:01.205	+1.743	13:28:21.003
8	1:00.777	+1.315	13:29:21.780
9	1:00.346	+0.884	13:30:22.126
10	1:00.011	+0.549	13:31:22.137
11	1:01.140	+1.678	13:32:23.277
12	<b>59.462</b>		13:33:22.739
13	59.702	+0.240	13:34:22.441
14	59.511	+0.049	13:35:21.952

Lap	Lap Tm	Diff	Time of Day
-----	--------	------	-------------

Timekeeping Ingrid and Meik Wagner:



Clerk of the course Nigel Edwards:

Steward (Chairman) Olivier Steveny:

Chief Scrutineer Paul Klaassen

[www.mylaps.com](http://www.mylaps.com)

Printed: 2010-09-03 13:36:36

posted at:

h

Licensed to: Motorsport Events

Rotax Euro Challenge  
 Class: Rotax Max Masters  
 Date/Time: 04-09-2010 10:05

Track: Genk / Belgium  
 Heat: Race 1 Qualifying Heat 1  
 Laps: 11

Edition 1

Jos Slegers	<b>424</b>	59.462 3.689
-------------	------------	-----------------

9

Andreas Peter	<b>426</b>	56.908 1.135
---------------	------------	-----------------

7

Florent Lambert	<b>446</b>	56.600 0.827
-----------------	------------	-----------------

5

Melvin Francis	<b>423</b>	56.456 0.683
----------------	------------	-----------------

3

Christophe Adams	<b>402</b>	55.773
------------------	------------	--------

1

Pole Position

5

4

3

2

1

Row

--	--	--

Maxim Shaposhnikov	<b>410</b>	57.408 1.635
--------------------	------------	-----------------

8

Jan Vos	<b>422</b>	56.613 0.840
---------	------------	-----------------

6

Alain Guesdon	<b>421</b>	56.596 0.823
---------------	------------	-----------------

4

Mikko Laine	<b>420</b>	56.339 0.566
-------------	------------	-----------------

2



Clerk of the course Nigel Edwards:  
 Stewards (Chairman) Olivier Steveny:

Scrutineer Paul Klaassen:  
 Timekeeping Ingrid/Meik Wagner:

Rotax Euro Challenge  
 Class: Rotax Max Masters  
 Date/Time: 04-09-2010 12:45

Track: Genk / Belgium  
 Heat: Race 7 Qualifying Heat 2  
 Laps: 11

Edition 1

Jos Slegers	<b>424</b>	59.462 3.689
-------------	------------	-----------------

9

Andreas Peter	<b>426</b>	56.908 1.135
---------------	------------	-----------------

7

Florent Lambert	<b>446</b>	56.600 0.827
-----------------	------------	-----------------

5

Melvin Francis	<b>423</b>	56.456 0.683
----------------	------------	-----------------

3

Christophe Adams	<b>402</b>	55.773
------------------	------------	--------

1

Pole Position

5

4

3

2

1

Row

--	--	--

Maxim Shaposhnikov	<b>410</b>	57.408 1.635
--------------------	------------	-----------------

8

Jan Vos	<b>422</b>	56.613 0.840
---------	------------	-----------------

6

Alain Guesdon	<b>421</b>	56.596 0.823
---------------	------------	-----------------

4

Mikko Laine	<b>420</b>	56.339 0.566
-------------	------------	-----------------

2



Clerk of the course Nigel Edwards:  
 Stewards (Chairman) Olivier Steveny:

Scrutineer Paul Klaassen:  
 Timekeeping Ingrid/Meik Wagner:



Rotax Euro Challenge  
 Class: Rotax Max Masters  
 Date/Time: 04-09-2010 15:25

Track: Genk / Belgium  
 Heat: Race 13 Qualifying Heat 3  
 Laps: 11

Edition 1

Jos Slegers	<b>424</b>	59.462 3.689
-------------	------------	-----------------

9

Andreas Peter	<b>426</b>	56.908 1.135
---------------	------------	-----------------

7

Florent Lambert	<b>446</b>	56.600 0.827
-----------------	------------	-----------------

5

Melvin Francis	<b>423</b>	56.456 0.683
----------------	------------	-----------------

3

Christophe Adams	<b>402</b>	55.773
------------------	------------	--------

1

Pole Position

5

4

3

2

1

Row

--	--	--

Maxim Shaposhnikov	<b>410</b>	57.408 1.635
--------------------	------------	-----------------

8

Jan Vos	<b>422</b>	56.613 0.840
---------	------------	-----------------

6

Alain Guesdon	<b>421</b>	56.596 0.823
---------------	------------	-----------------

4

Mikko Laine	<b>420</b>	56.339 0.566
-------------	------------	-----------------

2



Clerk of the course Nigel Edwards:

Scrutineer Paul Klaassen:

Stewards (Chairman) Olivier Steveny:

Timekeeping Ingrid/Meik Wagner:



Rotax Euro Challenge 2010 Genk/Belgium

Rotax Max Masters Genk / Belgium 1,360 Km

Warm up 2010-09-04 08:30

Practice (5:00 Time) started at 8:30:01

Pos	No.	Name	Nat.	Chassis	Race Team	Laps	Best Tm	Diff	Gap In Lap	km/h
1	402	Christophe Adams	BEL	Tonykart	Sporting Kart Competiti	5	57.398			5 85,299
2	420	Mikko Laine	FIN	Parolin	M KartTeam	5	58.008	0.610	0.610	4 84,402
3	446	Florent Lambert	GBR	Tonykart	Tatum Racing	5	58.213	0.815	0.205	4 84,105
4	422	Jan Vos	NED	Sodikart	Fox Racing	5	58.326	0.928	0.113	5 83,942
5	426	Andreas Peter	SUI	Birel/RK	BDM Racing/Spirit Racing	4	58.501	1.103	0.175	4 83,691
6	423	Melvin Francis	GBR	Kosmic	Dadson Motorsport	5	58.662	1.264	0.161	4 83,461
7	410	Maxim Shaposhnikov	RUS	Kombikart	TBA	5	58.844	1.446	0.182	4 83,203
8	421	Alain Guesdon	FRA	Tonykart	RKO	5	59.011	1.613	0.167	5 82,968
9	424	Jos Slegers	NED	Sodikart	Sodiracing nl	5	1:03.151	5.753	4.140	5 77,528

Timekeeping Ingrid and Meik Wagner:  Clerk of the course Nigel Edwards:

Steward (Chairman) Olivier Steveny: Chief Scrutineer Paul Klaassen

Printed: 2010-09-04 08:36:06

posted at: h

[www.mylaps.com](http://www.mylaps.com)  
Licensed to: Motorsport Events



# Rotax Euro Challenge 2010 Genk/Belgium

Rotax Max Masters

Genk / Belgium 1,360 Km

Warm up

2010-09-04 08:30

Practice (5:00 Time) started at 8:30:01

Lap	Lap Tm	Diff	Time of Day
<b>(402) Christophe Adams</b>			
1	1:06.035	+8.637	8:31:20.366
2	58.978	+1.580	8:32:19.344
3	58.010	+0.612	8:33:17.354
4	1:06.468	+9.070	8:34:23.822
5	<b>57.398</b>		8:35:21.220
<b>(420) Mikko Laine</b>			
1	1:21.303	+23.295	8:31:41.689
2	1:04.589	+6.581	8:32:46.278
3	59.415	+1.407	8:33:45.693
4	<b>58.008</b>		8:34:43.701
5	58.046	+0.038	8:35:41.747
<b>(446) Florent Lambert</b>			
1	1:09.713	+11.500	8:31:34.057
2	59.841	+1.628	8:32:33.898
3	58.542	+0.329	8:33:32.440
4	<b>58.213</b>		8:34:30.653
5	58.259	+0.046	8:35:28.912
<b>(422) Jan Vos</b>			
1	1:07.985	+9.659	8:31:24.587
2	1:00.374	+2.048	8:32:24.961
3	59.124	+0.798	8:33:24.085
4	58.597	+0.271	8:34:22.682
5	<b>58.326</b>		8:35:21.008
<b>(426) Andreas Peter</b>			
1	1:06.967	+8.466	8:31:22.980
2	1:00.607	+2.106	8:32:23.587
3	59.334	+0.833	8:33:22.921
4	<b>58.501</b>		8:34:21.422
<b>(423) Melvin Francis</b>			
1	1:06.219	+7.557	8:31:21.003
2	59.674	+1.012	8:32:20.677
3	58.757	+0.095	8:33:19.434
4	<b>58.662</b>		8:34:18.096
5	59.202	+0.540	8:35:17.298
<b>(410) Maxim Shaposhnikov</b>			
1	1:06.638	+7.794	8:31:21.702
2	1:00.245	+1.401	8:32:21.947
3	59.135	+0.291	8:33:21.082
4	<b>58.844</b>		8:34:19.926
5	58.909	+0.065	8:35:18.835
<b>(421) Alain Guesdon</b>			
1	1:07.877	+8.866	8:31:27.476
2	1:02.007	+2.996	8:32:29.483
3	1:00.450	+1.439	8:33:29.933
4	59.479	+0.468	8:34:29.412
5	<b>59.011</b>		8:35:28.423
<b>(424) Jos Slegers</b>			
1	1:16.622	+13.471	8:31:34.085
2	1:06.883	+3.732	8:32:40.968
3	1:04.497	+1.346	8:33:45.465
4	1:03.904	+0.753	8:34:49.369
5	<b>1:03.151</b>		8:35:52.520

Lap	Lap Tm	Diff	Time of Day
-----	--------	------	-------------

Lap	Lap Tm	Diff	Time of Day
-----	--------	------	-------------

Timekeeping Ingrid and Meik Wagner:



Clerk of the course Nigel Edwards:

Steward (Chairman) Olivier Steveny:

Chief Scrutineer Paul Klaassen

[www.mylaps.com](http://www.mylaps.com)

Printed: 2010-09-04 08:36:32

posted at: h

Licensed to: Motorsport Events



## Rotax Euro Challenge 2010 Genk/Belgium

Rotax Max Masters

Genk / Belgium 1,360 Km

RACE 1 Qualifying Heat 1

2010-09-04 10:05

Race (11 Laps) started at 10:07:50

Pos	No.	Name	Nat.	Chassis	Race Team	Laps	Total Tm	Diff	Best Tm	In Lap	km/h	Points
1	402	Christophe Adams	BEL	Tonykart	Sporting Kart Competition	11	10:25.447		<b>56.381</b>	<b>11</b>	<b>86,838</b>	0
2	420	Mikko Laine	FIN	Parolin	M KartTeam	11	10:32.378	6.931	56.682	11	86,377	2
3	446	Florent Lambert	GBR	Tonykart	Tatum Racing	11	10:34.709	9.262	56.771	9	86,241	3
4	426	Andreas Peter	SUI	Birel/RK	BDM Racing/Spirit Racing	11	10:38.645	13.198	57.036	6	85,841	4
5	421	Alain Guesdon	FRA	Tonykart	RKO	11	10:39.139	13.692	57.171	6	85,638	5
6	410	Maxim Shaposhnikov	RUS	Kombikart	TBA	11	10:47.511	22.064	57.841	8	84,646	6
7	424	Jos Slegers	NED	Sodikart	Sodiracing nl	11	11:23.753	58.306	1:00.921	11	80,366	7
8	423	Melvin Francis	GBR	Kosmic	Dadson Motorsport		0.209	11 Laps		0	-	8
9	422	Jan Vos	NED	Sodikart	Fox Racing		0.442	11 Laps		0	-	9

### Announcements

These results are provisional until the conclusion of any judicial and technical matters

Started: 9      Classified: 9      Not classified: 0

Margin of Victory	Ø km/h	Best Lap Tm	km/h	Best Lap by
6.931	86,108	56.381	86,838	402 - Christophe Adams

Official Timing [www.camp-company.de](http://www.camp-company.de)

Orbits

Timekeeping Ingrid and Meik Wagner:

Clerk of the course Nigel Edwards:

[www.mylaps.com](http://www.mylaps.com)

Steward (Chairman) Olivier Steveny:

Chief Scrutineer Paul Klaassen

Licensed to: Motorsport Events

Printed: 2010-09-04 10:20:06

posted at:

h



# Rotax Euro Challenge 2010 Genk/Belgium

Rotax Max Masters

Genk / Belgium 1,360 Km

RACE 1 Qualifying Heat 1

2010-09-04 10:05

Race (11 Laps) started at 10:07:50

Lap	Lap Tm	Diff	Time of Day
<b>(402) Christophe Adams</b>			
1	58.253	+1.872	10:08:49.166
2	57.788	+1.407	10:09:46.954
3	57.121	+0.740	10:10:44.075
4	56.892	+0.511	10:11:40.967
5	56.623	+0.242	10:12:37.590
6	56.401	+0.020	10:13:33.991
7	56.447	+0.066	10:14:30.438
8	56.517	+0.136	10:15:26.955
9	56.424	+0.043	10:16:23.379
10	56.600	+0.219	10:17:19.979
11	<b>56.381</b>		10:18:16.360

<b>(420) Mikko Laine</b>			
1	1:03.149	+6.467	10:08:54.214
2	57.333	+0.651	10:09:51.547
3	57.184	+0.502	10:10:48.731
4	56.921	+0.239	10:11:45.652
5	56.918	+0.236	10:12:42.570
6	56.789	+0.107	10:13:39.359
7	56.781	+0.099	10:14:36.140
8	56.881	+0.199	10:15:33.021
9	56.760	+0.078	10:16:29.781
10	56.828	+0.146	10:17:26.609
11	<b>56.682</b>		10:18:23.291

<b>(446) Florent Lambert</b>			
1	1:03.395	+6.624	10:08:54.618
2	57.481	+0.710	10:09:52.099
3	57.217	+0.446	10:10:49.316
4	57.391	+0.620	10:11:46.707
5	57.409	+0.638	10:12:44.116
6	56.972	+0.201	10:13:41.088
7	56.965	+0.194	10:14:38.053
8	56.940	+0.169	10:15:34.993
9	<b>56.771</b>		10:16:31.764
10	56.961	+0.190	10:17:28.725
11	56.897	+0.126	10:18:25.622

<b>(426) Andreas Peter</b>			
1	1:02.041	+5.005	10:08:53.451
2	57.870	+0.834	10:09:51.321
3	57.882	+0.846	10:10:49.203
4	58.009	+0.973	10:11:47.212
5	57.308	+0.272	10:12:44.520
6	<b>57.036</b>		10:13:41.556
7	57.370	+0.334	10:14:38.926
8	58.029	+0.993	10:15:36.955
9	57.415	+0.379	10:16:34.370
10	57.514	+0.478	10:17:31.884
11	57.674	+0.638	10:18:29.558

<b>(421) Alain Guesdon</b>			
1	1:03.717	+6.546	10:08:54.921
2	57.875	+0.704	10:09:52.796
3	57.392	+0.221	10:10:50.188
4	57.286	+0.115	10:11:47.474
5	57.299	+0.128	10:12:44.773
6	<b>57.171</b>		10:13:41.944
7	57.285	+0.114	10:14:39.229
8	57.349	+0.178	10:15:36.578
9	57.412	+0.241	10:16:33.990
10	57.600	+0.429	10:17:31.590
11	58.462	+1.291	10:18:30.052

Lap	Lap Tm	Diff	Time of Day
<b>(410) Maxim Shaposhnikov</b>			
1	1:05.084	+7.243	10:08:56.637
2	59.047	+1.206	10:09:55.684
3	58.361	+0.520	10:10:54.045
4	58.014	+0.173	10:11:52.059
5	58.288	+0.447	10:12:50.347
6	58.207	+0.366	10:13:48.554
7	57.999	+0.158	10:14:46.553
8	<b>57.841</b>		10:15:44.394
9	57.966	+0.125	10:16:42.360
10	57.923	+0.082	10:17:40.283
11	58.141	+0.300	10:18:38.424

<b>(424) Jos Slegers</b>			
1	1:05.560	+4.639	10:08:57.392
2	1:01.133	+0.212	10:09:58.525
3	1:01.636	+0.715	10:11:00.161
4	1:02.471	+1.550	10:12:02.632
5	1:02.698	+1.777	10:13:05.330
6	1:02.066	+1.145	10:14:07.396
7	1:01.608	+0.687	10:15:09.004
8	1:01.554	+0.633	10:16:10.558
9	1:02.072	+1.151	10:17:12.630
10	1:01.115	+0.194	10:18:13.745
11	<b>1:00.921</b>		10:19:14.666

Lap	Lap Tm	Diff	Time of Day
-----	--------	------	-------------

Timekeeping Ingrid and Meik Wagner:



Clerk of the course Nigel Edwards:

Steward (Chairman) Olivier Steveny:

Chief Scrutineer Paul Klaassen

[www.mylaps.com](http://www.mylaps.com)  
Licensed to: Motorsport Events



# Rotax Euro Challenge 2010 Genk/Belgium

Rotax Max Masters Genk / Belgium 1,360 Km

RACE 7 Qualifying Heat 2 2010-09-04 12:45


Race (11 Laps) started at 12:47:59

Pos	No.	Name	Nat.	Chassis	Race Team	Laps	Total Tm	Diff	Best Tm	In Lap	km/h	Points
1	402	Christophe Adams	BEL	Tonykart	Sporting Kart Competition	11	10:22.834		<b>56.138</b>	<b>11</b>	<b>87,214</b>	0
2	420	Mikko Laine	FIN	Parolin	mKartTeam/SFP Racing	11	10:27.874	5.040	56.602	9	86,499	2
3	446	Florent Lambert	GBR	Tonykart	Tatum Racing	11	10:30.447	7.613	56.744	9	86,282	3
4	423	Melvin Francis	GBR	Kosmic	Dadson Motorsport	11	10:31.838	9.004	56.758	8	86,261	4
5	422	Jan Vos	NED	Sodikart	Fox Racing	11	10:33.045	10.211	56.928	9	86,003	5
6	421	Alain Guesdon	FRA	Tonykart	RKO	11	10:36.592	13.758	57.157	3	85,659	6
7	410	Maxim Shaposhnikov	RUS	Kombikart	TBA	11	10:41.825	18.991	57.705	3	84,845	7
8	426	Andreas Peter	SUI	Birel/RK	BDM Racing/Spirit Racing	11	10:44.221	21.387	57.164	5	85,648	8
9	424	Jos Slegers	NED	Sodikart	Sodiracing nl	10	10:00.926	1 Lap	59.250	9	82,633	9

## Announcements

These results are provisional until the conclusion of any judicial and technical matters  
 Started: 9      Classified: 9      Not classified: 0

Margin of Victory	Ø km/h	Best Lap Tm	km/h	Best Lap by
5.040	86,469	56.138	87,214	402 - Christophe Adams

Timekeeping Ingrid and Meik Wagner:  Clerk of the course Nigel Edwards: [www.mylaps.com](http://www.mylaps.com)  
 Steward (Chairman) Olivier Steveny: Chief Scrutineer Paul Klaassen Licensed to: Motorsport Events  
 Printed: 2010-09-04 13:00:08      posted at:      h



# Rotax Euro Challenge 2010 Genk/Belgium

Rotax Max Masters

Genk / Belgium 1,360 Km

RACE 7 Qualifying Heat 2

2010-09-04 12:45

Race (11 Laps) started at 12:47:59

Lap	Lap Tm	Diff	Time of Day
<b>(402) Christophe Adams</b>			
1	58.158	+2.020	12:48:57.800
2	56.853	+0.715	12:49:54.653
3	56.622	+0.484	12:50:51.275
4	56.503	+0.365	12:51:47.778
5	56.658	+0.520	12:52:44.436
6	56.479	+0.341	12:53:40.915
7	56.419	+0.281	12:54:37.334
8	56.421	+0.283	12:55:33.755
9	56.352	+0.214	12:56:30.107
10	56.231	+0.093	12:57:26.338
11	<b>56.138</b>		12:58:22.476

Lap	Lap Tm	Diff	Time of Day
<b>(420) Mikko Laine</b>			
1	59.357	+2.755	12:48:59.131
2	57.035	+0.433	12:49:56.166
3	57.132	+0.530	12:50:53.298
4	57.072	+0.470	12:51:50.370
5	57.032	+0.430	12:52:47.402
6	56.884	+0.282	12:53:44.286
7	56.661	+0.059	12:54:40.947
8	56.672	+0.070	12:55:37.619
9	<b>56.602</b>		12:56:34.221
10	56.618	+0.016	12:57:30.839
11	56.677	+0.075	12:58:27.516

Lap	Lap Tm	Diff	Time of Day
<b>(446) Florent Lambert</b>			
1	58.987	+2.243	12:48:58.969
2	57.085	+0.341	12:49:56.054
3	57.098	+0.354	12:50:53.152
4	57.470	+0.726	12:51:50.622
5	58.032	+1.288	12:52:48.654
6	57.076	+0.332	12:53:45.730
7	56.851	+0.107	12:54:42.581
8	56.806	+0.062	12:55:39.387
9	<b>56.744</b>		12:56:36.131
10	56.969	+0.225	12:57:33.100
11	56.989	+0.245	12:58:30.089

Lap	Lap Tm	Diff	Time of Day
<b>(423) Melvin Francis</b>			
1	58.565	+1.807	12:48:58.372
2	57.223	+0.465	12:49:55.595
3	57.374	+0.616	12:50:52.969
4	57.296	+0.538	12:51:50.265
5	58.169	+1.411	12:52:48.434
6	57.486	+0.728	12:53:45.920
7	57.263	+0.505	12:54:43.183
8	<b>56.758</b>		12:55:39.941
9	57.005	+0.247	12:56:36.946
10	57.120	+0.362	12:57:34.066
11	57.414	+0.656	12:58:31.480

Lap	Lap Tm	Diff	Time of Day
<b>(422) Jan Vos</b>			
1	1:00.487	+3.559	12:49:00.535
2	57.231	+0.303	12:49:57.766
3	57.596	+0.668	12:50:55.362
4	56.950	+0.022	12:51:52.312
5	57.318	+0.390	12:52:49.630
6	57.729	+0.801	12:53:47.359
7	57.196	+0.268	12:54:44.555
8	57.218	+0.290	12:55:41.773
9	<b>56.928</b>		12:56:38.701
10	56.947	+0.019	12:57:35.648
11	57.039	+0.111	12:58:32.687

Lap	Lap Tm	Diff	Time of Day
<b>(421) Alain Guesdon</b>			
1	59.787	+2.630	12:48:59.658
2	57.293	+0.136	12:49:56.951
3	<b>57.157</b>		12:50:54.108
4	57.292	+0.135	12:51:51.400
5	57.698	+0.541	12:52:49.098
6	58.650	+1.493	12:53:47.748
7	57.271	+0.114	12:54:45.019
8	57.735	+0.578	12:55:42.754
9	57.515	+0.358	12:56:40.269
10	57.383	+0.226	12:57:37.652
11	58.582	+1.425	12:58:36.234

Lap	Lap Tm	Diff	Time of Day
<b>(410) Maxim Shaposhnikov</b>			
1	1:01.037	+3.332	12:49:01.212
2	58.256	+0.551	12:49:59.468
3	<b>57.705</b>		12:50:57.173
4	58.014	+0.309	12:51:55.187
5	57.965	+0.260	12:52:53.152
6	58.227	+0.522	12:53:51.379
7	58.152	+0.447	12:54:49.531
8	57.911	+0.206	12:55:47.442
9	58.158	+0.453	12:56:45.600
10	57.995	+0.290	12:57:43.595
11	57.872	+0.167	12:58:41.467

Lap	Lap Tm	Diff	Time of Day
<b>(426) Andreas Peter</b>			
1	59.878	+2.714	12:48:59.999
2	57.514	+0.350	12:49:57.513
3	57.562	+0.398	12:50:55.075
4	57.171	+0.007	12:51:52.246
5	<b>57.164</b>		12:52:49.410
6	57.767	+0.603	12:53:47.177
7	57.284	+0.120	12:54:44.461
8	58.100	+0.936	12:55:42.561
9	57.356	+0.192	12:56:39.917
10	1:05.433	+8.269	12:57:45.350
11	58.513	+1.349	12:58:43.863

Lap	Lap Tm	Diff	Time of Day
<b>(424) Jos Slegers</b>			
1	1:02.239	+2.989	12:49:02.588
2	59.988	+0.738	12:50:02.576
3	1:00.202	+0.952	12:51:02.778
4	59.711	+0.461	12:52:02.489
5	1:00.023	+0.773	12:53:02.512
6	59.804	+0.554	12:54:02.316
7	1:00.098	+0.848	12:55:02.414
8	59.390	+0.140	12:56:01.804
9	<b>59.250</b>		12:57:01.054
10	59.514	+0.264	12:58:00.568

Timekeeping Ingrid and Meik Wagner:



Clerk of the course Nigel Edwards:

Steward (Chairman) Olivier Steveny:

Chief Scrutineer Paul Klaassen

[www.mylaps.com](http://www.mylaps.com)

Printed: 2010-09-04 13:00:29

posted at: h

Licensed to: Motorsport Events



## Rotax Euro Challenge 2010 Genk/Belgium

Rotax Max Masters

Genk / Belgium 1,360 Km

RACE 13 Qualifying Heat 3

2010-09-04 15:25

Race (11 Laps) started at 15:27:50

Pos	No.	Name	Nat.	Chassis	Race Team	Laps	Total Tm	Diff	Best Tm	In Lap	km/h	Points
1	402	Christophe Adams	BEL	Tonykart	Sporting Kart Competition	11	10:20.914		56.192	10	87,130	0
2	420	Mikko Laine	FIN	Parolin	mKartTeam/SFP Racing	11	10:24.966	4.052	56.448	6	86,735	2
3	446	Florent Lambert	GBR	Tonykart	Tatum Racing	11	10:27.860	6.946	56.600	7	86,502	3
4	422	Jan Vos	NED	Sodikart	Fox Racing	11	10:33.930	13.016	56.940	2	85,985	4
5	421	Alain Guesdon	FRA	Tonykart	RKO	11	10:34.601	13.687	57.065	10	85,797	5
6	426	Andreas Peter	SUI	Birel/RK	BDM Racing/Spirit Racing	11	10:35.013	14.099	57.128	11	85,702	6
7	423	Melvin Francis	GBR	Kosmic	Dadson Motorsport	11	10:36.775	15.861	56.858	7	86,109	7
8	410	Maxim Shaposhnikov	RUS	Kombikart	TBA	11	10:40.038	19.124	57.642	5	84,938	8
9	424	Jos Slegers	NED	Sodikart	Sodiracing nl	11	11:03.937	43.023	59.671	10	82,050	9

### Announcements

These results are provisional until the conclusion of any judicial and technical matters

Started: 9      Classified: 9      Not classified: 0

Margin of Victory	Ø km/h	Best Lap Tm	km/h	Best Lap by
4.052	86,737	56.192	87,130	402 - Christophe Adams

Official Timing [www.camp-company.de](http://www.camp-company.de)

Orbits

Timekeeping Ingrid and Meik Wagner:

Clerk of the course Nigel Edwards:

[www.mylaps.com](http://www.mylaps.com)

Steward (Chairman) Olivier Steveny:

Chief Scrutineer Paul Klaassen

Licensed to: Motorsport Events

Printed: 2010-09-04 15:39:34

posted at:

h





# Rotax Euro Challenge 2010 Genk/Belgium

Rotax Max Masters

Genk / Belgium 1,360 Km

RACE 13 Qualifying Heat 3

2010-09-04 15:25

Race (11 Laps) started at 15:27:50

Lap	Lap Tm	Diff	Time of Day
<b>(402) Christophe Adams</b>			
1	57.664	+1.472	15:28:48.306
2	56.259	+0.067	15:29:44.565
3	56.410	+0.218	15:30:40.975
4	56.367	+0.175	15:31:37.342
5	56.424	+0.232	15:32:33.766
6	56.270	+0.078	15:33:30.036
7	56.224	+0.032	15:34:26.260
8	56.414	+0.222	15:35:22.674
9	56.341	+0.149	15:36:19.015
10	<b>56.192</b>		15:37:15.207
11	56.349	+0.157	15:38:11.556

Lap	Lap Tm	Diff	Time of Day
<b>(420) Mikko Laine</b>			
1	58.390	+1.942	15:28:49.127
2	56.745	+0.297	15:29:45.872
3	57.461	+1.013	15:30:43.333
4	56.514	+0.066	15:31:39.847
5	56.598	+0.150	15:32:36.445
6	<b>56.448</b>		15:33:32.893
7	56.527	+0.079	15:34:29.420
8	56.499	+0.051	15:35:25.919
9	56.702	+0.254	15:36:22.621
10	56.451	+0.003	15:37:19.072
11	56.536	+0.088	15:38:15.608

Lap	Lap Tm	Diff	Time of Day
<b>(446) Florent Lambert</b>			
1	58.575	+1.975	15:28:49.517
2	56.759	+0.159	15:29:46.276
3	57.974	+1.374	15:30:44.250
4	56.927	+0.327	15:31:41.177
5	56.776	+0.176	15:32:37.953
6	56.790	+0.190	15:33:34.743
7	<b>56.600</b>		15:34:31.343
8	56.740	+0.140	15:35:28.083
9	56.926	+0.326	15:36:25.009
10	56.810	+0.210	15:37:21.819
11	56.683	+0.083	15:38:18.502

Lap	Lap Tm	Diff	Time of Day
<b>(422) Jan Vos</b>			
1	58.749	+1.809	15:28:49.910
2	<b>56.940</b>		15:29:46.850
3	59.028	+2.088	15:30:45.878
4	57.600	+0.660	15:31:43.478
5	57.179	+0.239	15:32:40.657
6	58.488	+1.548	15:33:39.145
7	57.292	+0.352	15:34:36.437
8	57.126	+0.186	15:35:33.563
9	57.074	+0.134	15:36:30.637
10	56.981	+0.041	15:37:27.618
11	56.954	+0.014	15:38:24.572

Lap	Lap Tm	Diff	Time of Day
<b>(421) Alain Guesdon</b>			
1	59.823	+2.758	15:28:50.726
2	57.579	+0.514	15:29:48.305
3	57.442	+0.377	15:30:45.747
4	57.570	+0.505	15:31:43.317
5	57.099	+0.034	15:32:40.416
6	58.038	+0.973	15:33:38.454
7	57.500	+0.435	15:34:35.954
8	57.538	+0.473	15:35:33.492
9	57.506	+0.441	15:36:30.998
10	<b>57.065</b>		15:37:28.063
11	57.180	+0.115	15:38:25.243

Lap	Lap Tm	Diff	Time of Day
<b>(426) Andreas Peter</b>			
1	59.408	+2.280	15:28:50.471
2	57.499	+0.371	15:29:47.970
3	57.540	+0.412	15:30:45.510
4	57.531	+0.403	15:31:43.041
5	57.145	+0.017	15:32:40.186
6	58.767	+1.639	15:33:38.953
7	57.753	+0.625	15:34:36.706
8	57.307	+0.179	15:35:34.013
9	57.295	+0.167	15:36:31.308
10	57.219	+0.091	15:37:28.527
11	<b>57.128</b>		15:38:25.655

Lap	Lap Tm	Diff	Time of Day
<b>(423) Melvin Francis</b>			
1	58.101	+1.243	15:28:48.868
2	56.868	+0.010	15:29:45.736
3	1:04.779	+7.921	15:30:50.515
4	57.449	+0.591	15:31:47.964
5	56.970	+0.112	15:32:44.934
6	57.010	+0.152	15:33:41.944
7	<b>56.858</b>		15:34:38.802
8	56.997	+0.139	15:35:35.799
9	57.257	+0.399	15:36:33.056
10	57.201	+0.343	15:37:30.257
11	57.160	+0.302	15:38:27.417

Lap	Lap Tm	Diff	Time of Day
<b>(410) Maxim Shaposhnikov</b>			
1	59.957	+2.315	15:28:51.187
2	57.773	+0.131	15:29:48.960
3	58.088	+0.446	15:30:47.048
4	57.928	+0.286	15:31:44.976
5	<b>57.642</b>		15:32:42.618
6	58.288	+0.646	15:33:40.906
7	57.834	+0.192	15:34:38.740
8	57.987	+0.345	15:35:36.727
9	58.092	+0.450	15:36:34.819
10	57.674	+0.032	15:37:32.493
11	58.187	+0.545	15:38:30.680

Lap	Lap Tm	Diff	Time of Day
<b>(424) Jos Slegers</b>			
1	1:01.793	+2.122	15:28:53.100
2	59.905	+0.234	15:29:53.005
3	59.990	+0.319	15:30:52.995
4	1:00.106	+0.435	15:31:53.101
5	1:00.020	+0.349	15:32:53.121
6	1:00.404	+0.733	15:33:53.525
7	1:00.622	+0.951	15:34:54.147
8	1:00.408	+0.737	15:35:54.555
9	1:00.147	+0.476	15:36:54.702
10	<b>59.671</b>		15:37:54.373
11	1:00.206	+0.535	15:38:54.579

Timekeeping Ingrid and Meik Wagner:



Clerk of the course Nigel Edwards:

Steward (Chairman) Olivier Steveny:

Chief Scrutineer Paul Klaassen

[www.mylaps.com](http://www.mylaps.com)

Printed: 2010-09-04 15:40:11

posted at: h

Licensed to: Motorsport Events



# Rotax Euro Challenge 2010 Genk/Belgium

Rotax Max Masters

Genk / Belgium 1,360 Km

Ranking after heats

Pos	No.	Name	Nat.	Chassis	Race Team	QP	Total points	Diff	QH1	QH2	QH3
1	402	Christophe Adams	BEL	Tonykart	Sporting Kart Competition	1	0	0	0	0	0
2	420	Mikko Laine	FIN	Parolin	mKartTeam/SFP Racing	2	6	-6	2	2	2
3	446	Florent Lambert	GBR	Tonykart	Tatum Racing	5	9	-9	3	3	3
4	421	Alain Guesdon	FRA	Tonykart	RKO	4	16	-16	5	6	5
5	422	Jan Vos	NED	Sodikart	Fox Racing	6	18	-18	9	5	4
6	426	Andreas Peter	SUI	Birel/RK	BDM Racing/Spirit Racing	7	18	-18	4	8	6
7	423	Melvin Francis	GBR	Kosmic	Dadson Motorsport	3	19	-19	8	4	7
8	410	Maxim Shaposhnikov	RUS	Kombikart	TBA	8	21	-21	6	7	8
9	424	Jos Slegers	NED	Sodikart	Sodiracing.nl	9	25	-25	7	9	9

## Announcements

These results are provisional until the conclusion of any judicial and technical matters

Timekeeping Ingrid and Meik Wagner:



Clerk of the course Nigel Edwards:

Steward (Chairman) Olivier Steveny:

Chief Scrutineer Paul Klaassen

[www.mylaps.com](http://www.mylaps.com)

Printed: 2010-09-04 15:42:17

posted at:

h

Licensed to: Motorsport Events

Rotax Euro Challenge  
 Class: Rotax Max Masters  
 Date/Time: 05-09-2010 11:05

Track: Genk / Belgium  
 Heat: Pre-Final  
 Laps: 14

Edition 1

Jos Slegers	<b>424</b>	Points 25 Quali Rank 9	5
9			
Melvin Francis	<b>423</b>	Points 19 Quali Rank 3	4
7			
Jan Vos	<b>422</b>	Points 18 Quali Rank 6	3
5			
Florent Lambert	<b>446</b>	Points 9 Quali Rank 5	2
3			
Christophe Adams	<b>402</b>	Points 0 Quali Rank 1	1
1			
<b>Pole Position</b>			

		Points Quali Rank	
Maxim Shaposhnikov	<b>410</b>	Points 21 Quali Rank 8	8
Andreas Peter	<b>426</b>	Points 18 Quali Rank 7	6
Alain Guesdon	<b>421</b>	Points 16 Quali Rank 4	4
Mikko Laine	<b>420</b>	Points 6 Quali Rank 2	2

Clerk of the course Nigel Edwards:  
 Stewards (Chairman) Olivier Steveny:

Scrutineer Paul Klaassen:  
 Timekeeping Ingrid/Meik Wagner:



Rotax Euro Challenge 2010 Genk/Belgium

Rotax Max Masters Genk / Belgium 1,360 Km

Warm up 2010-09-05 09:30

Practice (5:00 Time) started at 9:30:00

Pos	No.	Name	Nat.	Chassis	Race Team	Laps	Best Tm	Diff	Gap In Lap	km/h	
1	402	Christophe Adams	BEL	Tonykart	Sporting Kart Competiti	5	56.517		5	86,629	
2	423	Melvin Francis	GBR	Kosmic	Dadson Motorsport	5	56.946	0.429	0.429	5	85,976
3	420	Mikko Laine	FIN	Parolin	mKartTeam/SFP Racing	5	56.981	0.464	0.035	3	85,923
4	446	Florent Lambert	GBR	Tonykart	Tatum Racing	5	57.041	0.524	0.060	5	85,833
5	426	Andreas Peter	SUI	Birel/RK	BDM Racing/Spirit Racing	5	57.284	0.767	0.243	5	85,469
6	422	Jan Vos	NED	Sodikart	Fox Racing	5	57.469	0.952	0.185	5	85,194
7	421	Alain Guesdon	FRA	Tonykart	RKO	5	57.477	0.960	0.008	5	85,182
8	410	Maxim Shaposhnikov	RUS	Kombikart	TBA	5	57.919	1.402	0.442	4	84,532
9	424	Jos Slegers	NED	Sodikart	Sodiracing nl	5	1:02.210	5.693	4.291	2	78,701

Timekeeping Ingrid and Meik Wagner:

Clerk of the course Nigel Edwards:

Steward (Chairman) Olivier Steveny:

Chief Scrutineer Paul Klaassen

[www.mylaps.com](http://www.mylaps.com)

Printed: 2010-09-05 09:36:09

posted at: h

Licensed to: Motorsport Events



# Rotax Euro Challenge 2010 Genk/Belgium

Rotax Max Masters

Genk / Belgium 1,360 Km

Warm up

2010-09-05 09:30

Practice (5:00 Time) started at 9:30:00

Lap	Lap Tm	Diff	Time of Day
<b>(402) Christophe Adams</b>			
1	1:02.127	+5.610	9:31:22.912
2	57.512	+0.995	9:32:20.424
3	56.806	+0.289	9:33:17.230
4	56.806	+0.289	9:34:14.036
5	<b>56.517</b>		9:35:10.553
<b>(423) Melvin Francis</b>			
1	1:02.411	+5.465	9:31:25.350
2	58.234	+1.288	9:32:23.584
3	57.367	+0.421	9:33:20.951
4	57.783	+0.837	9:34:18.734
5	<b>56.946</b>		9:35:15.680
<b>(420) Mikko Laine</b>			
1	1:02.098	+5.117	9:31:22.243
2	57.608	+0.627	9:32:19.851
3	<b>56.981</b>		9:33:16.832
4	57.045	+0.064	9:34:13.877
5	57.055	+0.074	9:35:10.932
<b>(446) Florent Lambert</b>			
1	1:01.718	+4.677	9:31:20.492
2	58.482	+1.441	9:32:18.974
3	57.789	+0.748	9:33:16.763
4	58.002	+0.961	9:34:14.765
5	<b>57.041</b>		9:35:11.806
<b>(426) Andreas Peter</b>			
1	1:03.013	+5.729	9:31:23.978
2	57.630	+0.346	9:32:21.608
3	57.602	+0.318	9:33:19.210
4	57.354	+0.070	9:34:16.564
5	<b>57.284</b>		9:35:13.848
<b>(422) Jan Vos</b>			
1	1:06.199	+8.730	9:31:29.652
2	59.881	+2.412	9:32:29.533
3	57.926	+0.457	9:33:27.459
4	57.927	+0.458	9:34:25.386
5	<b>57.469</b>		9:35:22.855
<b>(421) Alain Guesdon</b>			
1	1:02.527	+5.050	9:31:23.821
2	59.184	+1.707	9:32:23.005
3	57.764	+0.287	9:33:20.769
4	58.587	+1.110	9:34:19.356
5	<b>57.477</b>		9:35:16.833
<b>(410) Maxim Shaposhnikov</b>			
1	1:02.114	+4.195	9:31:25.041
2	58.695	+0.776	9:32:23.736
3	58.165	+0.246	9:33:21.901
4	<b>57.919</b>		9:34:19.820
5	58.168	+0.249	9:35:17.988
<b>(424) Jos Slegers</b>			
1	1:06.636	+4.426	9:31:30.769
2	<b>1:02.210</b>		9:32:32.979
3	1:03.668	+1.458	9:33:36.647
4	1:08.660	+6.450	9:34:45.307
5	1:05.452	+3.242	9:35:50.759

Lap	Lap Tm	Diff	Time of Day
<b>(423) Melvin Francis</b>			
1	1:02.411	+5.465	9:31:25.350
2	58.234	+1.288	9:32:23.584
3	57.367	+0.421	9:33:20.951
4	57.783	+0.837	9:34:18.734
5	<b>56.946</b>		9:35:15.680
<b>(420) Mikko Laine</b>			
1	1:02.098	+5.117	9:31:22.243
2	57.608	+0.627	9:32:19.851
3	<b>56.981</b>		9:33:16.832
4	57.045	+0.064	9:34:13.877
5	57.055	+0.074	9:35:10.932
<b>(446) Florent Lambert</b>			
1	1:01.718	+4.677	9:31:20.492
2	58.482	+1.441	9:32:18.974
3	57.789	+0.748	9:33:16.763
4	58.002	+0.961	9:34:14.765
5	<b>57.041</b>		9:35:11.806
<b>(426) Andreas Peter</b>			
1	1:03.013	+5.729	9:31:23.978
2	57.630	+0.346	9:32:21.608
3	57.602	+0.318	9:33:19.210
4	57.354	+0.070	9:34:16.564
5	<b>57.284</b>		9:35:13.848
<b>(422) Jan Vos</b>			
1	1:06.199	+8.730	9:31:29.652
2	59.881	+2.412	9:32:29.533
3	57.926	+0.457	9:33:27.459
4	57.927	+0.458	9:34:25.386
5	<b>57.469</b>		9:35:22.855
<b>(421) Alain Guesdon</b>			
1	1:02.527	+5.050	9:31:23.821
2	59.184	+1.707	9:32:23.005
3	57.764	+0.287	9:33:20.769
4	58.587	+1.110	9:34:19.356
5	<b>57.477</b>		9:35:16.833
<b>(410) Maxim Shaposhnikov</b>			
1	1:02.114	+4.195	9:31:25.041
2	58.695	+0.776	9:32:23.736
3	58.165	+0.246	9:33:21.901
4	<b>57.919</b>		9:34:19.820
5	58.168	+0.249	9:35:17.988
<b>(424) Jos Slegers</b>			
1	1:06.636	+4.426	9:31:30.769
2	<b>1:02.210</b>		9:32:32.979
3	1:03.668	+1.458	9:33:36.647
4	1:08.660	+6.450	9:34:45.307
5	1:05.452	+3.242	9:35:50.759

Timekeeping Ingrid and Meik Wagner:

Clerk of the course Nigel Edwards:

Steward (Chairman) Olivier Steveny:

Chief Scrutineer Paul Klaassen

[www.mylaps.com](http://www.mylaps.com)

Printed: 2010-09-05 09:36:42

posted at: h

Licensed to: Motorsport Events



# Rotax Euro Challenge 2010 Genk/Belgium


Rotax Max Masters Genk / Belgium 1,360 Km  
 Pre-Final 2010-09-05 11:05  
 Race started at 11:13:32

Pos	No.	Name	Nat.	Chassis	Race Team	Laps	Total Tm	Diff	Best Tm	In Lap	km/h	Points
1	402	Christophe Adams	BEL	Tonykart	Sporting Kart Competition	14	13:11.114		56.074	12	87,313	34
2	420	Mikko Laine	FIN	Parolin	mKartTeam/SFP Racing	14	13:16.284	5.170	56.568	4	86,551	33
3	446	Florent Lambert	GBR	Tonykart	Tatum Racing	14	13:24.473	13.359	57.131	3	85,698	32
4	426	Andreas Peter	SUI	Birel/RK	BDM Racing/Spirit Racing	14	13:27.076	15.962	57.210	13	85,579	31
5	423	Melvin Francis	GBR	Kosmic	Dadson Motorsport	14	13:28.238	17.124	56.998	10	85,898	30
6	422	Jan Vos	NED	Sodikart	Fox Racing	14	13:33.515	22.401	56.810	10	86,182	29
7	421	Alain Guesdon	FRA	Tonykart	RKO	14	13:37.931	26.817	57.322	8	85,412	28
8	410	Maxim Shaposhnikov	RUS	Kombikart	TBA	14	13:44.365	33.251	57.838	8	84,650	27
9	424	Jos Slegers	NED	Sodikart	Sodiracing nl	14	14:06.078	54.964	59.457	13	82,345	26

Announcements  
 These results are provisional until the conclusion of any judicial and technical matters  
 Started: 9      Classified: 9      Not classified: 0

Margin of Victory	Ø km/h	Best Lap Tm	km/h	Best Lap by
5.170	86,642	56.074	87,313	402 - Christophe Adams

Official Timing [www.camp-company.de](http://www.camp-company.de) Orbits

Timekeeping Ingrid and Meik Wagner:  Clerk of the course Nigel Edwards: [www.mylaps.com](http://www.mylaps.com)  
 Steward (Chairman) Olivier Steveny: Chief Scrutineer Paul Klaassen Licensed to: Motorsport Events  
 Printed: 2010-09-05 11:51:55      posted at:      h



# Rotax Euro Challenge 2010 Genk/Belgium

Rotax Max Masters

Genk / Belgium 1,360 Km

Pre-Final

2010-09-05 11:05

Race started at 11:13:32

Lap	Lap Tm	Diff	Time of Day
<b>(402) Christophe Adams</b>			
1	57.703	+1.629	11:14:29.712
2	56.414	+0.340	11:15:26.126
3	56.443	+0.369	11:16:22.569
4	56.409	+0.335	11:17:18.978
5	56.226	+0.152	11:18:15.204
6	56.250	+0.176	11:19:11.454
7	56.209	+0.135	11:20:07.663
8	56.475	+0.401	11:21:04.138
9	56.404	+0.330	11:22:00.542
10	56.469	+0.395	11:22:57.011
11	56.188	+0.114	11:23:53.199
12	<b>56.074</b>		11:24:49.273
13	56.246	+0.172	11:25:45.519
14	57.604	+1.530	11:26:43.123

<b>(420) Mikko Laine</b>			
1	58.636	+2.068	11:14:30.811
2	56.811	+0.243	11:15:27.622
3	56.882	+0.314	11:16:24.504
4	<b>56.568</b>		11:17:21.072
5	56.793	+0.225	11:18:17.865
6	56.733	+0.165	11:19:14.598
7	56.661	+0.093	11:20:11.259
8	56.741	+0.173	11:21:08.000
9	56.641	+0.073	11:22:04.641
10	56.635	+0.067	11:23:01.276
11	56.845	+0.277	11:23:58.121
12	56.694	+0.126	11:24:54.815
13	56.731	+0.163	11:25:51.546
14	56.747	+0.179	11:26:48.293

<b>(446) Florent Lambert</b>			
1	58.781	+1.650	11:14:30.918
2	57.420	+0.289	11:15:28.338
3	<b>57.131</b>		11:16:25.469
4	57.158	+0.027	11:17:22.627
5	57.163	+0.032	11:18:19.790
6	57.405	+0.274	11:19:17.195
7	57.378	+0.247	11:20:14.573
8	57.182	+0.051	11:21:11.755
9	57.149	+0.018	11:22:08.904
10	57.304	+0.173	11:23:06.208
11	57.209	+0.078	11:24:03.417
12	57.472	+0.341	11:25:00.889
13	57.357	+0.226	11:25:58.246
14	58.236	+1.105	11:26:56.482

<b>(426) Andreas Peter</b>			
1	59.743	+2.533	11:14:32.231
2	57.487	+0.277	11:15:29.718
3	57.498	+0.288	11:16:27.216
4	57.422	+0.212	11:17:24.638
5	57.428	+0.218	11:18:22.066
6	57.432	+0.222	11:19:19.498
7	57.665	+0.455	11:20:17.163
8	57.392	+0.182	11:21:14.555
9	57.442	+0.232	11:22:11.997
10	57.443	+0.233	11:23:09.440
11	57.510	+0.300	11:24:06.950
12	57.392	+0.182	11:25:04.342
13	<b>57.210</b>		11:26:01.552
14	57.533	+0.323	11:26:59.085

<b>(423) Melvin Francis</b>			
-----------------------------	--	--	--

Lap	Lap Tm	Diff	Time of Day
1	59.947	+2.949	11:14:32.493
2	58.924	+1.926	11:15:31.417
3	59.322	+2.324	11:16:30.739
4	57.475	+0.477	11:17:28.214
5	57.437	+0.439	11:18:25.651
6	57.157	+0.159	11:19:22.808
7	57.033	+0.035	11:20:19.841
8	57.274	+0.276	11:21:17.115
9	57.249	+0.251	11:22:14.364
10	<b>56.998</b>		11:23:11.362
11	57.096	+0.098	11:24:08.458
12	57.400	+0.402	11:25:05.858
13	57.153	+0.155	11:26:03.011
14	57.236	+0.238	11:27:00.247

<b>(422) Jan Vos</b>			
1	1:05.185	+8.375	11:14:37.494
2	58.516	+1.706	11:15:36.010
3	58.743	+1.933	11:16:34.753
4	59.402	+2.592	11:17:34.155
5	57.549	+0.739	11:18:31.704
6	57.420	+0.610	11:19:29.124
7	57.249	+0.439	11:20:26.373
8	57.103	+0.293	11:21:23.476
9	56.963	+0.153	11:22:20.439
10	<b>56.810</b>		11:23:17.249
11	57.043	+0.233	11:24:14.292
12	57.025	+0.215	11:25:11.317
13	57.181	+0.371	11:26:08.498
14	57.026	+0.216	11:27:05.524

<b>(421) Alain Guesdon</b>			
1	1:06.786	+9.464	11:14:39.124
2	57.708	+0.386	11:15:36.832
3	58.276	+0.954	11:16:35.108
4	59.723	+2.401	11:17:34.831
5	57.455	+0.133	11:18:32.286
6	57.385	+0.063	11:19:29.671
7	57.353	+0.031	11:20:27.024
8	<b>57.322</b>		11:21:24.346
9	57.347	+0.025	11:22:21.693
10	57.329	+0.007	11:23:19.022
11	57.478	+0.156	11:24:16.500
12	57.536	+0.214	11:25:14.036
13	57.680	+0.358	11:26:11.716
14	58.224	+0.902	11:27:09.940

<b>(410) Maxim Shaposhnikov</b>			
1	1:04.722	+6.884	11:14:37.297
2	58.795	+0.957	11:15:36.092
3	58.527	+0.689	11:16:34.619
4	1:00.420	+2.582	11:17:35.039
5	58.373	+0.535	11:18:33.412
6	57.951	+0.113	11:19:31.363
7	58.192	+0.354	11:20:29.555
8	<b>57.838</b>		11:21:27.393
9	58.064	+0.226	11:22:25.457
10	58.009	+0.171	11:23:23.466
11	58.461	+0.623	11:24:21.927
12	58.270	+0.432	11:25:20.197
13	58.166	+0.328	11:26:18.363
14	58.011	+0.173	11:27:16.374

<b>(424) Jos Slegers</b>			
1	1:02.760	+3.303	11:14:35.435
2	1:00.600	+1.143	11:15:36.035

Timekeeping Ingrid and Meik Wagner:



Clerk of the course Nigel Edwards:

Steward (Chairman) Olivier Steveny:

Chief Scrutineer Paul Klaassen

[www.mylaps.com](http://www.mylaps.com)

Printed: 2010-09-05 11:52:18

posted at: h

Licensed to: Motorsport Events

Rotax Euro Challenge  
 Class: Rotax Max Masters  
 Date/Time: 05-09-2010 14:00

Track: Genk / Belgium  
 Heat: Final  
 Laps: 17

Edition 1

Jos Slegers	<b>424</b>	Laps 14 Tm. 14:06.078
-------------	------------	--------------------------

9

Alain Guesdon	<b>421</b>	Laps 14 Tm. 13:37.931
---------------	------------	--------------------------

7

Melvin Francis	<b>423</b>	Laps 14 Tm. 13:28.238
----------------	------------	--------------------------

5

Florent Lambert	<b>446</b>	Laps 14 Tm. 13:24.473
-----------------	------------	--------------------------

3

Christophe Adams	<b>402</b>	Laps 14 Tm. 13:11.114
------------------	------------	--------------------------

1

Pole Position

5

		Laps Tm.
--	--	-------------

4

Maxim Shaposhnikov	<b>410</b>	Laps 14 Tm. 13:44.365
--------------------	------------	--------------------------

8

3

Jan Vos	<b>422</b>	Laps 14 Tm. 13:33.515
---------	------------	--------------------------

6

2

Andreas Peter	<b>426</b>	Laps 14 Tm. 13:27.076
---------------	------------	--------------------------

4

1

Mikko Laine	<b>420</b>	Laps 14 Tm. 13:16.284
-------------	------------	--------------------------

2

Row



Clerk of the course Nigel Edwards:

Scrutineer Paul Klaassen:

Stewards (Chairman) Olivier Steveny:

Timekeeping Ingrid/Meik Wagner:





# Rotax Euro Challenge 2010 Genk/Belgium

Rotax Max Masters Genk / Belgium 1,360 Km

Final 2010-09-05 14:00


Race (17 Laps) started at 14:02:47

Pos	No.	Name	Nat.	Chassis	Race Team	Laps	Total Tm	Diff	Best Tm	In Lap	km/h	Points
1	402	Christophe Adams	BEL	Tonykart	Sporting Kart Competition	17	16:02.940		56.326	14	86,923	55
2	420	Mikko Laine	FIN	Parolin	mKartTeam/SFP Racing	17	16:06.208	3.268	56.544	16	86,587	52
3	446	Florent Lambert	GBR	Tonykart	Tatum Racing	17	16:07.252	4.312	56.458	14	86,719	50
4	423	Melvin Francis	GBR	Kosmic	Dadson Motorsport	17	16:10.837	7.897	56.655	5	86,418	49
5	421	Alain Guesdon	FRA	Tonykart	RKO	17	16:15.738	12.798	57.055	5	85,812	48
6	426	Andreas Peter	SUI	Birel/RK	BDM Racing/Spirit Racing	17	16:20.068	17.128	57.090	8	85,759	47
7	422	Jan Vos	NED	Sodikart	Fox Racing	17	16:20.136	17.196	56.659	12	86,412	46
8	410	Maxim Shaposhnikov	RUS	Kombikart	TBA	17	16:25.519	22.579	57.128	11	85,702	45
9	424	Jos Slegers	NED	Sodikart	Sodiracing nl	17	16:56.180	53.240	58.637	15	83,497	44

## Announcements

These results are provisional until the conclusion of any judicial and technical matters  
 Started: 9      Classified: 9      Not classified: 0

Margin of Victory	Ø km/h	Best Lap Tm	km/h	Best Lap by
3.268	86,435	56.326	86,923	402 - Christophe Adams

Timekeeping Ingrid and Meik Wagner:  Clerk of the course Nigel Edwards: [www.mylaps.com](http://www.mylaps.com)  
 Steward (Chairman) Olivier Steveny: Chief Scrutineer Paul Klaassen Licensed to: Motorsport Events  
 Printed: 2010-09-05 14:20:40 posted at: h



Rotax Euro Challenge 2010 Genk/Belgium

Rotax Max Masters

Genk / Belgium 1,360 Km

Final

2010-09-05 14:00

Race (17 Laps) started at 14:02:47

Lap	Lap Tm	Diff	Time of Day
<b>(402) Christophe Adams</b>			
1	57.742	+1.416	14:03:45.268
2	56.705	+0.379	14:04:41.973
3	56.588	+0.262	14:05:38.561
4	56.701	+0.375	14:06:35.262
5	56.458	+0.132	14:07:31.720
6	56.451	+0.125	14:08:28.171
7	56.454	+0.128	14:09:24.625
8	56.583	+0.257	14:10:21.208
9	56.411	+0.085	14:11:17.619
10	56.439	+0.113	14:12:14.058
11	56.498	+0.172	14:13:10.556
12	56.355	+0.029	14:14:06.911
13	56.496	+0.170	14:15:03.407
14	<b>56.326</b>		14:15:59.733
15	56.337	+0.011	14:16:56.070
16	57.110	+0.784	14:17:53.180
17	57.286	+0.960	14:18:50.466

<b>(420) Mikko Laine</b>			
1	59.331	+2.787	14:03:46.976
2	56.906	+0.362	14:04:43.882
3	56.771	+0.227	14:05:40.653
4	56.724	+0.180	14:06:37.377
5	56.700	+0.156	14:07:34.077
6	56.658	+0.114	14:08:30.735
7	56.734	+0.190	14:09:27.469
8	56.616	+0.072	14:10:24.085
9	56.625	+0.081	14:11:20.710
10	56.685	+0.141	14:12:17.395
11	56.613	+0.069	14:13:14.008
12	56.650	+0.106	14:14:10.658
13	56.595	+0.051	14:15:07.253
14	56.630	+0.086	14:16:03.883
15	56.595	+0.051	14:17:00.478
16	<b>56.544</b>		14:17:57.022
17	56.712	+0.168	14:18:53.734

<b>(446) Florent Lambert</b>			
1	58.871	+2.413	14:03:46.500
2	57.304	+0.846	14:04:43.804
3	57.356	+0.898	14:05:41.160
4	56.911	+0.453	14:06:38.071
5	56.707	+0.249	14:07:34.778
6	56.781	+0.323	14:08:31.559
7	56.868	+0.410	14:09:28.427
8	56.702	+0.244	14:10:25.129
9	56.696	+0.238	14:11:21.825
10	56.717	+0.259	14:12:18.542
11	56.737	+0.279	14:13:15.279
12	56.607	+0.149	14:14:11.886
13	56.631	+0.173	14:15:08.517
14	<b>56.458</b>		14:16:04.975
15	56.480	+0.022	14:17:01.455
16	56.636	+0.178	14:17:58.091
17	56.687	+0.229	14:18:54.778

<b>(423) Melvin Francis</b>			
1	59.590	+2.935	14:03:47.311
2	57.267	+0.612	14:04:44.578
3	56.898	+0.243	14:05:41.476
4	57.358	+0.703	14:06:38.834
5	<b>56.655</b>		14:07:35.489
6	56.675	+0.020	14:08:32.164
7	56.718	+0.063	14:09:28.882

8	56.694	+0.039	14:10:25.576
9	56.869	+0.214	14:11:22.445
10	56.771	+0.116	14:12:19.216
11	56.732	+0.077	14:13:15.948
12	56.822	+0.167	14:14:12.770
13	57.306	+0.651	14:15:10.076
14	56.918	+0.263	14:16:06.994
15	57.138	+0.483	14:17:04.132
16	57.020	+0.365	14:18:01.152
17	57.211	+0.556	14:18:58.363

<b>(421) Alain Guesdon</b>			
1	59.888	+2.833	14:03:47.875
2	57.465	+0.410	14:04:45.340
3	57.423	+0.368	14:05:42.763
4	57.287	+0.232	14:06:40.050
5	<b>57.055</b>		14:07:37.105
6	57.274	+0.219	14:08:34.379
7	57.284	+0.229	14:09:31.663
8	57.129	+0.074	14:10:28.792
9	57.103	+0.048	14:11:25.895
10	57.180	+0.125	14:12:23.075
11	57.088	+0.033	14:13:20.163
12	57.080	+0.025	14:14:17.243
13	57.261	+0.206	14:15:14.504
14	57.167	+0.112	14:16:11.671
15	57.225	+0.170	14:17:08.896
16	57.156	+0.101	14:18:06.052
17	57.212	+0.157	14:19:03.264

<b>(426) Andreas Peter</b>			
1	1:00.360	+3.270	14:03:48.099
2	58.984	+1.894	14:04:47.083
3	57.397	+0.307	14:05:44.480
4	57.111	+0.021	14:06:41.591
5	57.273	+0.183	14:07:38.864
6	57.103	+0.013	14:08:35.967
7	57.118	+0.028	14:09:33.085
8	<b>57.090</b>		14:10:30.175
9	57.209	+0.119	14:11:27.384
10	57.171	+0.081	14:12:24.555
11	57.420	+0.330	14:13:21.975
12	57.520	+0.430	14:14:19.495
13	57.523	+0.433	14:15:17.018
14	57.508	+0.418	14:16:14.526
15	57.361	+0.271	14:17:11.887
16	57.374	+0.284	14:18:09.261
17	58.333	+1.243	14:19:07.594

<b>(422) Jan Vos</b>			
1	1:00.348	+3.689	14:03:48.216
2	1:03.085	+6.426	14:04:51.301
3	57.299	+0.640	14:05:48.600
4	57.077	+0.418	14:06:45.677
5	56.726	+0.067	14:07:42.403
6	56.942	+0.283	14:08:39.345
7	57.259	+0.600	14:09:36.604
8	57.598	+0.939	14:10:34.202
9	56.879	+0.220	14:11:31.081
10	57.129	+0.470	14:12:28.210
11	56.729	+0.070	14:13:24.939
12	<b>56.659</b>		14:14:21.598
13	56.962	+0.303	14:15:18.560
14	56.764	+0.105	14:16:15.324
15	56.905	+0.246	14:17:12.229
16	57.099	+0.440	14:18:09.328

17	58.334	+1.675	14:19:07.662
<b>(410) Maxim Shaposhnikov</b>			
1	1:00.454	+3.326	14:03:48.496
2	59.288	+2.160	14:04:47.784
3	57.664	+0.536	14:05:45.448
4	57.580	+0.452	14:06:43.028
5	57.856	+0.728	14:07:40.884
6	57.825	+0.697	14:08:38.709
7	57.704	+0.576	14:09:36.413
8	58.407	+1.279	14:10:34.820
9	57.265	+0.137	14:11:32.085
10	57.712	+0.584	14:12:29.797
11	<b>57.128</b>		14:13:26.925
12	57.613	+0.485	14:14:24.538
13	57.911	+0.783	14:15:22.449
14	57.461	+0.333	14:16:19.910
15	57.795	+0.667	14:17:17.705
16	57.780	+0.652	14:18:15.485
17	57.560	+0.432	14:19:13.045

<b>(424) Jos Slegers</b>			
1	1:01.939	+3.302	14:03:50.456
2	1:00.795	+2.158	14:04:51.251
3	1:00.595	+1.958	14:05:51.846
4	1:00.261	+1.624	14:06:52.107
5	59.840	+1.203	14:07:51.947
6	59.471	+0.834	14:08:51.418
7	59.788	+1.151	14:09:51.206
8	59.788	+1.151	14:10:50.994
9	59.399	+0.762	14:11:50.393
10	59.560	+0.923	14:12:49.953
11	58.773	+0.136	14:13:48.726
12	59.056	+0.419	14:14:47.782
13	59.392	+0.755	14:15:47.174
14	59.284	+0.647	14:16:46.458
15	<b>58.637</b>		14:17:45.095
16	58.862	+0.225	14:18:43.957
17	59.749	+1.112	14:19:43.706