



ADAC MX Masters Fürstlich Drehna 2010

MX Masters Junior Cup

Fürstlich Drehna 1,837 Km

Practice even numbers

2010-04-17 09:00

Practice (25:00 Time) started at 9:04:47

Pos	No.	Name	FNM	Nat./Hometown	Trademark	Entrant/Team	Laps	Best Tm	Diff In Lap	km/h
1	318	Dan Houzet	FFM	FRA-volgre	KTM		7	2:01.298		2 54,520
2	48	Rostyslav Voytsitskyy	FMU	UKR-Krasne	KTM		8	2:01.317	0.019	1 54,512
3	74	Yannick Heylen	FMB	BEL-Zemst	SUZUKI		8	2:01.507	0.209	8 54,426
4	198	Bas Vaessen	KNMV	NED-Swalmen	KTM		9	2:03.016	1.718	4 53,759
5	216	Thomas Kjer Olsen	DMU	DEN-Sønderborg	SUZUKI		8	2:03.402	2.104	4 53,591
6	166	Erik Appelqvist	SVEMO	SWE-Kode	YAMAHA		9	2:03.994	2.696	6 53,335
7	38	Daymond Martens	FMB	BEL-Macon	KTM		6	2:04.562	3.264	4 53,092
8	88	Tilo Wittlerbäumer	DMSB	GER-Rüdersdorf	SUZUKI	ADAC Berlin-Brandenburg e.V.	8	2:04.572	3.274	1 53,087
9	84	Sven van de Mierden	KNMV	NED-DOMMELEN, NL	SUZUKI	JONG-FORCE RACING	8	2:04.821	3.523	5 52,981
10	156	Jordi van Nobelen	KNMV	NED-Noordwijkerhout	KAWASAKI	Rabbit Racing	8	2:05.405	4.107	5 52,735
11	28	Dorian-Gabor Schirocki	DMSB	GER-Geisenfeld	KTM	KTM Kosak-Racing	8	2:06.093	4.795	4 52,447
12	70	Lev Smirnov	MFR	RUS-Vokzalnayastr 60	KTM	KTM Kosak Racing	8	2:06.697	5.399	7 52,197
13	208	Anton Gole	SVEMO	SWE-Lindome	HONDA		6	2:07.710	6.412	5 51,783
14	314	Maximilian Schrempf	OeAMT	AUT-Ramsau am Dachs	KAWASAKI	GRENN Waldmeister Limonade	8	2:08.560	7.262	5 51,441
15	58	Alexander Pölzleithner	OeAMT	AUT-Wolkersdorf	SUZUKI	Factory Team Damianik	8	2:09.060	7.762	4 51,241
16	22	Julian Spretz	DMSB	GER-Weißwasser	YAMAHA	W-o-C Racing Team	8	2:09.253	7.955	7 51,165
17	6	Jean Lúe Tille	DMSB	GER-Welcherath	KTM	Phoenix Racing GmbH	7	2:09.260	7.962	2 51,162
18	196	Leon Armin Delekat	DMSB	GER-Braunschweig	SUZUKI	TKM Kneip Racing Team	7	2:09.657	8.359	4 51,005
19	52	Glen Meier	DMU	DEN-trige	YAMAHA	4racing	8	2:09.774	8.476	6 50,959
20	40	Phillip Diehr	DMSB	GER-Paderborn	KTM	TEAM RACE DIRECT WEHRMAN	7	2:09.989	8.691	6 50,875
21	102	Florian Badstuber	DMSB	GER-Wettstetten/ Ingol	KTM		8	2:10.123	8.825	8 50,823
22	72	Maximilian Pleyer	DMSB	GER-Ober-Ramstadt	KTM	Team SM Sport	8	2:10.707	9.409	8 50,596
23	68	Hampus Kahrle	SVEMO	SWE-Lingham	SUZUKI		8	2:11.458	10.160	6 50,307
24	26	Dominik Bretschneider	DMSB	GER-Bad Blankenburg	KAWASAKI	Kawasaki Elf Team Pfeil	8	2:12.716	11.418	4 49,830
25	54	Clemens Neurauter	OeAMT	AUT-Ötz	KTM		8	2:12.787	11.489	4 49,803
26	110	Andre de Veer	DMSB	GER-Ringingen	KTM		8	2:13.354	12.056	6 49,591
27	44	Leon Ast	DMSB	GER-Blankenburg	SUZUKI	Team MG Sport	7	2:14.393	13.095	6 49,208
28	8	Marius Plomer	DMSB	GER-Aurach	YAMAHA	ADAC Team Nordbayern e.V.	8	2:15.624	14.326	7 48,761
29	94	Philipp Zscharschuch	DMSB	GER-Moritzburg	YAMAHA	W-o-C Racing Team	8	2:15.795	14.497	6 48,700
30	66	Ben Philipp	DMSB	GER-Dresden	KTM	Collin Dugmore Offroas School	7	2:19.152	17.854	3 47,525
31	298	Mika van Weert	KNMV	NED-BOXTEL	KTM	KEMCO Management	8	2:19.230	17.932	6 47,498
32	116	Matthias Weschenbach	DMSB	GER-Iserlohn	KTM	KTM Sarholz Racing Team	5	2:28.066	26.768	3 44,664
33	108	Christian Blessing	DMSB	GER-Winnenden	KTM	KTM Kosak-Racing	1	3:56.316	1:55.018	1 27,985
34	172	Mike Weber	DMSB	GER-Konstanz	SUZUKI	Team-Teka-Suzuki-Motorrad-We				0 -



ADAC MX Masters Fürstlich Drehna 2010

MX Masters Junior Cup

Fürstlich Drehna 1,837 Km

Practice even numbers

2010-04-17 09:00

Practice (25:00 Time) started at 9:04:47

Lap	Lap Tm	Diff	Time of Day
(318) Dan Houzet			
1	2:04.037	+2.739	9:08:25.305
2	2:01.298		9:10:26.603
3	3:39.086	+1:37.788	9:14:05.689
4	2:03.325	+2.027	9:16:09.014
5	2:03.562	+2.264	9:18:12.576
6	5:06.794	+3:05.496	9:23:19.370
7	2:05.195	+3.897	9:25:24.565

Lap	Lap Tm	Diff	Time of Day
(48) Rostyslav Voytsitsky			
1	2:01.317		9:08:18.444
2	3:59.656	+1:58.339	9:12:18.100
3	2:02.768	+1.451	9:14:20.868
4	2:01.997	+0.680	9:16:22.865
5	2:03.086	+1.769	9:18:25.951
6	4:27.928	+2:26.611	9:22:53.879
7	2:04.835	+3.518	9:24:58.714
8	2:06.220	+4.903	9:27:04.934

Lap	Lap Tm	Diff	Time of Day
(74) Yannick Heylen			
1	2:04.334	+2.827	9:08:31.251
2	2:03.157	+1.650	9:10:34.408
3	3:43.246	+1:41.739	9:14:17.654
4	2:09.352	+7.845	9:16:27.006
5	2:21.986	+20.479	9:18:48.992
6	2:04.273	+2.766	9:20:53.265
7	2:41.454	+39.947	9:23:34.719
8	2:01.507		9:25:36.226

Lap	Lap Tm	Diff	Time of Day
(198) Bas Vaessen			
1	2:09.614	+6.598	9:08:46.115
2	2:05.255	+2.239	9:10:51.370
3	2:03.667	+0.651	9:12:55.037
4	2:03.016		9:14:58.053
5	2:03.519	+0.503	9:17:01.572
6	2:03.265	+0.249	9:19:04.837
7	2:06.448	+3.432	9:21:11.285
8	2:05.633	+2.617	9:23:16.918
9	2:06.541	+3.525	9:25:23.459

Lap	Lap Tm	Diff	Time of Day
(216) Thomas Kjer Olsen			
1	2:09.985	+6.583	9:08:59.946
2	2:06.755	+3.353	9:11:06.701
3	2:04.213	+0.811	9:13:10.914
4	2:03.402		9:15:14.316
5	5:03.251	+2:59.849	9:20:17.567
6	2:07.709	+4.307	9:22:25.276
7	2:09.287	+5.885	9:24:34.563
8	2:05.476	+2.074	9:26:40.039

Lap	Lap Tm	Diff	Time of Day
(166) Erik Appelqvist			
1	2:08.101	+4.107	9:08:38.103
2	2:06.730	+2.736	9:10:44.833
3	2:06.223	+2.229	9:12:51.056
4	2:05.929	+1.935	9:14:56.985
5	2:06.274	+2.280	9:17:03.259
6	2:03.994		9:19:07.253
7	2:04.819	+0.825	9:21:12.072
8	2:07.846	+3.852	9:23:19.918
9	2:07.945	+3.951	9:25:27.863

Lap	Lap Tm	Diff	Time of Day
(38) Daymond Martens			
1	2:15.485	+10.923	9:16:24.806
2	2:09.017	+4.455	9:18:33.823
3	2:08.515	+3.953	9:20:42.338

Lap	Lap Tm	Diff	Time of Day
4	2:04.562		9:22:46.900
5	2:14.056	+9.494	9:25:00.956
6	2:10.546	+5.984	9:27:11.502

Lap	Lap Tm	Diff	Time of Day
(88) Tilo Wittlerbäumer			
1	2:04.572		9:08:32.605
2	3:04.504	+59.932	9:11:37.109
3	2:11.837	+7.265	9:13:48.946
4	2:08.111	+3.539	9:15:57.057
5	2:05.206	+0.634	9:18:02.263
6	2:04.932	+0.360	9:20:07.195
7	2:18.606	+14.034	9:22:25.801
8	3:54.907	+1:50.335	9:26:20.708

Lap	Lap Tm	Diff	Time of Day
(84) Sven van de Mierden			
1	2:09.534	+4.713	9:08:49.260
2	2:05.839	+1.018	9:10:55.099
3	3:37.415	+1:32.594	9:14:32.514
4	2:05.081	+0.260	9:16:37.595
5	2:04.821		9:18:42.416
6	2:14.546	+9.725	9:20:56.962
7	2:05.603	+0.782	9:23:02.565
8	2:33.416	+28.595	9:25:35.981

Lap	Lap Tm	Diff	Time of Day
(156) Jordi van Nobelen			
1	2:33.524	+28.119	9:08:53.475
2	2:07.667	+2.262	9:11:01.142
3	2:06.314	+0.909	9:13:07.456
4	4:24.493	+2:19.088	9:17:31.949
5	2:05.405		9:19:37.354
6	2:07.236	+1.831	9:21:44.590
7	2:11.739	+6.334	9:23:56.329
8	2:14.218	+8.813	9:26:10.547

Lap	Lap Tm	Diff	Time of Day
(28) Dorian-Gabor Schirocki			
1	2:11.213	+5.120	9:08:55.389
2	2:08.659	+2.566	9:11:04.048
3	2:08.413	+2.320	9:13:12.461
4	2:06.093		9:15:18.554
5	4:00.091	+1:53.998	9:19:18.645
6	2:11.832	+5.739	9:21:30.477
7	2:15.133	+9.040	9:23:45.610
8	2:11.173	+5.080	9:25:56.783

Lap	Lap Tm	Diff	Time of Day
(70) Lev Smirnov			
1	2:14.973	+8.276	9:09:08.878
2	2:15.645	+8.948	9:11:24.523
3	2:11.212	+4.515	9:13:35.735
4	2:10.799	+4.102	9:15:46.534
5	2:13.108	+6.411	9:17:59.642
6	3:58.548	+1:51.851	9:21:58.190
7	2:06.697		9:24:04.887
8	2:12.434	+5.737	9:26:17.321

Lap	Lap Tm	Diff	Time of Day
(208) Anton Gole			
1	2:18.080	+10.370	9:07:11.884
2	4:57.243	+2:49.533	9:12:09.127
3	2:13.024	+5.314	9:14:22.151
4	7:06.965	+4:59.255	9:21:29.116
5	2:07.710		9:23:36.826
6	2:38.321	+30.611	9:26:15.147

Lap	Lap Tm	Diff	Time of Day
(314) Maximilian Schrempf			
1	2:12.566	+4.006	9:08:50.751
2	2:11.788	+3.228	9:11:02.539
3	3:40.210	+1:31.650	9:14:42.749

Lap	Lap Tm	Diff	Time of Day
4	2:09.164	+0.604	9:16:51.913
5	2:08.560		9:19:00.473
6	2:10.066	+1.506	9:21:10.539
7	2:49.606	+41.046	9:24:00.145
8	2:11.213	+2.653	9:26:11.358

Lap	Lap Tm	Diff	Time of Day
(58) Alexander Pölzleitner			
1	2:12.494	+3.434	9:09:16.923
2	2:13.749	+4.689	9:11:30.672
3	2:17.388	+8.328	9:13:48.060
4	2:09.060		9:15:57.120
5	4:17.563	+2:08.503	9:20:14.683
6	2:09.998	+0.938	9:22:24.681
7	2:09.468	+0.408	9:24:34.149
8	2:11.578	+2.518	9:26:45.727

Lap	Lap Tm	Diff	Time of Day
(22) Julian Spretz			
1	2:14.121	+4.868	9:09:19.044
2	2:16.280	+7.027	9:11:35.324
3	2:25.584	+16.331	9:14:00.908
4	2:11.488	+2.235	9:16:12.396
5	2:13.350	+4.097	9:18:25.746
6	2:09.625	+0.372	9:20:35.371
7	2:09.253		9:22:44.624
8	2:10.350	+1.097	9:24:54.974

Lap	Lap Tm	Diff	Time of Day
(6) Jean Lüc Tille			
1	2:12.477	+3.217	9:10:31.298
2	2:09.260		9:12:40.558
3	3:20.411	+1:11.151	9:16:00.969
4	2:10.070	+0.810	9:18:11.039
5	2:32.448	+23.188	9:20:43.487
6	4:06.742	+1:57.482	9:24:50.229
7	2:18.051	+8.791	9:27:08.280

Lap	Lap Tm	Diff	Time of Day
(196) Leon Armin Delekat			
1	2:53.388	+43.731	9:10:16.319
2	2:13.759	+4.102	9:12:30.078
3	2:10.144	+0.487	9:14:40.222
4	2:09.657		9:16:49.879
5	2:12.879	+3.222	9:19:02.758
6	4:12.981	+2:03.324	9:23:15.739
7	2:16.295	+6.638	9:25:32.034

Lap	Lap Tm	Diff	Time of Day
(52) Glen Meier			
1	2:16.996	+7.222	9:09:05.004
2	2:15.080	+5.306	9:11:20.084
3	2:14.990	+5.216	9:13:35.074
4	3:48.119	+1:38.345	9:17:23.193
5	2:14.116	+4.342	9:19:37.309
6	2:09.774		9:21:47.083
7	2:11.052	+1.278	9:23:58.135
8	2:10.470	+0.696	9:26:08.605

Lap	Lap Tm	Diff	Time of Day
(40) Phillip Diehr			
1	2:13.142	+3.153	9:08:46.172
2	2:16.976	+6.987	9:11:03.148
3	2:14.438	+4.449	9:13:17.586
4	2:21.286	+11.297	9:15:38.872
5	5:37.694	+3:27.705	9:21:16.566
6	2:09.989		9:23:26.555
7	3:28.252	+1:18.263	9:26:54.807

Lap	Lap Tm	Diff	Time of Day
(102) Florian Badstuber			
1	2:18.637	+8.514	9:09:07.519
2	2:14.144	+4.021	9:11:21.663

Orbits 4

Timekeeping Tina Krlitschka:

Clerk of the course Christian Kunze:

www.amb-it.com

www.mylaps.com

Steward Olaf Noack:

Reg. Nr MX 06-10



ADAC MX Masters Fürstlich Drehna 2010

MX Masters Junior Cup

Fürstlich Drehna 1,837 Km

Practice even numbers

2010-04-17 09:00

Practice (25:00 Time) started at 9:04:47

Lap	Lap Tm	Diff	Time of Day
3	3:14.658	+1:04.535	9:14:36.321
4	2:11.793	+1.670	9:16:48.114
5	2:11.913	+1.790	9:19:00.027
6	2:14.258	+4.135	9:21:14.285
7	2:11.484	+1.361	9:23:25.769
8	2:10.123		9:25:35.892

(72) Maximilian Pleyer

1	2:13.445	+2.738	9:09:21.961
2	2:19.983	+9.276	9:11:41.944
3	2:21.410	+10.703	9:14:03.354
4	2:18.203	+7.496	9:16:21.557
5	2:23.214	+12.507	9:18:44.771
6	2:20.915	+10.208	9:21:05.686
7	2:18.954	+8.247	9:23:24.640
8	2:10.707		9:25:35.347

(68) Hampus Kahrle

1	2:17.002	+5.544	9:09:15.523
2	2:15.030	+3.572	9:11:30.553
3	2:21.519	+10.061	9:13:52.072
4	3:25.605	+1:14.147	9:17:17.677
5	2:14.128	+2.670	9:19:31.805
6	2:11.458		9:21:43.263
7	2:11.949	+0.491	9:23:55.212
8	2:11.728	+0.270	9:26:06.940

(26) Dominik Bretschneider

1	2:16.926	+4.210	9:09:04.306
2	2:15.128	+2.412	9:11:19.434
3	3:04.573	+51.857	9:14:24.007
4	2:12.716		9:16:36.723
5	2:13.911	+1.195	9:18:50.634
6	2:13.494	+0.778	9:21:04.128
7	2:14.852	+2.136	9:23:18.980
8	2:15.998	+3.282	9:25:34.978

(54) Clemens Neuraüter

1	2:15.798	+3.011	9:08:58.784
2	2:18.317	+5.530	9:11:17.101
3	3:27.921	+1:15.134	9:14:45.022
4	2:12.787		9:16:57.809
5	2:15.344	+2.557	9:19:13.153
6	2:24.914	+12.127	9:21:38.067
7	3:01.639	+48.852	9:24:39.706
8	2:18.594	+5.807	9:26:58.300

(110) Andre de Veer

1	2:16.412	+3.058	9:09:13.977
2	2:15.422	+2.068	9:11:29.399
3	2:19.515	+6.161	9:13:48.914
4	2:15.948	+2.594	9:16:04.862
5	3:22.741	+1:09.387	9:19:27.603
6	2:13.354		9:21:40.957
7	2:13.645	+0.291	9:23:54.602
8	2:22.094	+8.740	9:26:16.696

(44) Leon Ast

1	2:15.596	+1.203	9:09:07.545
2	2:20.323	+5.930	9:11:27.868
3	2:28.848	+14.455	9:13:56.716
4	4:41.164	+2:26.771	9:18:37.880
5	2:15.435	+1.042	9:20:53.315
6	2:14.393		9:23:07.708
7	2:15.210	+0.817	9:25:22.918

Lap	Lap Tm	Diff	Time of Day
(8) Marius Plomer			
1	2:23.164	+7.540	9:09:16.431
2	2:18.036	+2.412	9:11:34.467
3	2:15.776	+0.152	9:13:50.243
4	2:17.595	+1.971	9:16:07.838
5	2:25.404	+9.780	9:18:33.242
6	2:23.319	+7.695	9:20:56.561
7	2:15.624		9:23:12.185
8	2:19.497	+3.873	9:25:31.682

(94) Philipp Zscharschuch

1	2:21.152	+5.357	9:09:26.942
2	2:18.800	+3.005	9:11:45.742
3	2:17.021	+1.226	9:14:02.763
4	2:16.553	+0.758	9:16:19.316
5	3:43.334	+1:27.539	9:20:02.650
6	2:15.795		9:22:18.445
7	2:16.467	+0.672	9:24:34.912
8	2:17.569	+1.774	9:26:52.481

(66) Ben Philipp

1	3:04.781	+45.629	9:09:41.277
2	2:20.893	+1.741	9:12:02.170
3	2:19.152		9:14:21.322
4	5:27.233	+3:08.081	9:19:48.555
5	2:23.628	+4.476	9:22:12.183
6	2:24.873	+5.721	9:24:37.056
7	2:28.449	+9.297	9:27:05.505

(298) Mika van Weert

1	2:24.602	+5.372	9:09:07.233
2	2:20.105	+0.875	9:11:27.338
3	2:20.576	+1.346	9:13:47.914
4	2:23.384	+4.154	9:16:11.298
5	2:21.364	+2.134	9:18:32.662
6	2:19.230		9:20:51.892
7	2:19.733	+0.503	9:23:11.625
8	2:23.461	+4.231	9:25:35.086

(116) Matthias Weschenbach

1	4:44.970	+2:16.904	9:11:49.535
2	5:23.753	+2:55.687	9:17:13.288
3	2:28.066		9:19:41.354
4	5:05.139	+2:37.073	9:24:46.493
5	2:50.437	+22.371	9:27:36.930

(108) Christian Blessing

1	3:56.316		9:10:52.477
---	-----------------	--	-------------



ADAC MX Masters Fürstlich Drehna 2010

MX Masters Junior Cup

Fürstlich Drehna 1,837 Km

Practice odd numbers

2010-04-17 09:30

Practice started at 9:34:21

Pos	No.	Name	FNM	Nat./Hometown	Trademark	Entrant/Team	Laps	Best Tm	Diff In Lap	km/h
1	23	Marten Borchert	DMSB	GER-köln-reisiek	KTM	DMSB KTM Kosak MX Junior Team	7	2:00.702		54,789
2	29	Henry Jacobi	DMSB	GER-Bad Sulza	KTM	DMSB-KTM-Kosak-MX-Junior Team	7	2:00.901	0.199	54,699
3	1	Brent van Doninck	FMB	BEL-herentals	KTM	KTM OOSTENRIJK	10	2:02.190	1.488	54,122
4	129	Luca Nijenhuis	KNMV	NED-Heerde	YAMAHA	Gebben Motoren	8	2:02.229	1.527	54,105
5	63	Henri Roosiorg	EMF	EST-Tartu	KTM		9	2:04.081	3.379	53,297
6	117	Joachim Falden	FFM	DEN-Sevrier	YAMAHA		7	2:04.434	3.732	53,146
7	21	Felix Hoffmann	DMSB	GER-Freinsheim	KTM		8	2:04.470	3.768	53,131
8	89	Mika Kordbarlag	DMSB	GER-Schloß Holte - Stuk	SUZUKI	TEAM RACE DIRECT WEHRMANN	8	2:04.546	3.844	53,098
9	301	Appy Robben Jr.	MUL	NED-OISTERWIJK	SUZUKI	Appy's Cross Shop	8	2:05.197	4.495	52,822
10	57	Felix Nilsson	SVEMO	SWE-veberod	SUZUKI		9	2:05.202	4.500	52,820
11	195	Cedric Grobбен	FMB	BEL-opglabbeek	YAMAHA	gto	8	2:05.360	4.658	52,754
12	37	Dmytro Asmanov	FMU	UKR-Kiev	SUZUKI		9	2:06.281	5.579	52,369
13	251	Artyom Guryev	MFR	RUS-Belgorod	SUZUKI		7	2:06.759	6.057	52,171
14	171	Koen Gouwenberg	KNMV	NED-Julianadorp	KTM	MX Team Akersloot	8	2:07.144	6.442	52,013
15	13	Louis Höhr	DMSB	GER-Stockelsdorf	KTM	BvZ Racing Team	7	2:07.168	6.466	52,004
16	33	Casper Nielsen	DMU	DEN-Galten	KTM		8	2:07.241	6.539	51,974
17	315	Gianluca Ecса	DMSB	GER-Alpen	SUZUKI		9	2:07.289	6.587	51,954
18	101	Mickael Friedrich	FFM	FRA-DRUSENHEIM	YAMAHA		7	2:08.119	7.417	51,618
19	127	Lukas Stucken	OeAMT	AUT-Sautens	KTM	MSC Rietz	8	2:09.155	8.453	51,204
20	7	Rico Siebert	DMSB	GER-Calw-Stammheim	KTM	KTM Kosak Racing	7	2:09.450	8.748	51,087
21	43	William Andersson	SVEMO	SWE-HUSKVARNA	KTM		9	2:09.883	9.181	50,917
22	71	Daniel Kicka	ACCR	CZE-Tábor	KTM		8	2:10.695	9.993	50,600
23	135	Thomas Vermijl	FMB	BEL-Helchteren	SUZUKI		7	2:10.759	10.057	50,575
24	131	Florian Hellrigl	OeAMT	AUT-Telfs	KAWASAKI		9	2:10.827	10.125	50,549
25	191	Lukas Prammer	OeAMT	AUT-Neußerling	KTM	HSV Wels	8	2:11.324	10.622	50,358
26	31	Marco Fleissig	DMSB	GER-Dietenheim	SUZUKI	TKM Steuck Suzuki	8	2:11.399	10.697	50,329
27	173	Mike van Kasteren	KNMV	NED-SCHIJNDEL	KTM	KTM LV Motors	6	2:11.688	10.986	50,219
28	11	Fabian Strobel	DMSB	GER-Bernstadt	SUZUKI	Team-Teka-Suzuki-Motorrad Waldi	8	2:11.770	11.068	50,187
29	25	Vadym Lubor	FUM	UKR-Krasne	KTM		8	2:12.335	11.633	49,973
30	841	Niklas Stange	DMSB	GER-Schmilau	SUZUKI	Castrol Power 1 Moto-Web	2	2:13.122	12.420	49,678
31	125	Marjüs Harlacher	DMSB	GER-Maselheim-Laupert	SUZUKI	Team-Teka-Suzuki-Motorrad Waldi	8	2:14.089	13.387	49,319
32	95	Lukas Reichstein	DMSB	GER-Altenkunstadt	KTM	ADAC Team Nordbayern e.V.	8	2:14.235	13.533	49,266
33	97	Joey Rock	DMSB	GER-Schnelldorf	KTM	KTM Kosak Racing	8	2:14.577	13.875	49,141
34	155	Antoni Castellano	FFM	FRA-Rixheim	SUZUKI		8	2:15.074	14.372	48,960
35	39	Denis Mahmutovic	DMSB	GER-Feldkirch	SUZUKI		7	2:16.315	15.613	48,514
36	5	Michael Meisel	DMSB	GER-Kulmbach	KTM	ADAC- Team Nordbayern e.V.	8	2:17.163	16.461	48,214
37	229	Markus Rolny	DMSB	GER-Westhausen	KTM	KTM Kosak-Racing	8	2:17.634	16.932	48,049
38	201	Lars Sadtler	DMSB	GER-römerstein	KTM		7	2:18.848	18.146	47,629
39	333	Nico Stepan	DMSB	GER-Dotternhausen	KTM	Stepan Racing	5	2:19.551	18.849	47,389
40	87	David Bock	DMSB	GER-Hambergen	KTM		9	2:20.265	19.563	47,148
41	77	Adrian Panyr	DMSB	GER-Nordhorn	KTM	RSR MGSport Racing Team	7	2:21.224	20.522	46,828
42	397	Stefan Badstuber	DMSB	GER-Wettstetten/ Ingols	KTM	Dreer Fahrwerkstechnik	3	2:22.593	21.891	46,378
43	115	Sascha Wöfl	DMSB	GER-Waldsassen	KTM	KTM Sarholz Racing Team			0	-



ADAC MX Masters Fürstlich Drehna 2010

MX Masters Junior Cup

Fürstlich Drehna 1,837 Km

Practice odd numbers

2010-04-17 09:30

Practice started at 9:34:21

Lap	Lap Tm	Diff	Time of Day
(23) Marten Borchert			
1	2:16.069	+15.367	9:37:03.571
2	2:00.702		9:39:04.273
3	4:19.557	+2:18.855	9:43:23.830
4	2:29.548	+28.846	9:45:53.378
5	2:01.630	+0.928	9:47:55.008
6	5:31.664	+3:30.962	9:53:26.672
7	2:02.138	+1.436	9:55:28.810

Lap	Lap Tm	Diff	Time of Day
(29) Henry Jacobi			
1	2:13.961	+13.060	9:37:08.941
2	2:02.961	+2.060	9:39:11.902
3	3:48.913	+1:48.012	9:43:00.815
4	2:03.524	+2.623	9:45:04.339
5	2:35.328	+34.427	9:47:39.667
6	2:00.901		9:49:40.568
7	5:57.803	+3:56.902	9:55:38.371

Lap	Lap Tm	Diff	Time of Day
(1) Brent van Donnick			
1	2:15.096	+12.906	9:37:41.892
2	2:11.551	+9.361	9:39:53.443
3	2:04.566	+2.376	9:41:58.009
4	2:08.305	+6.115	9:44:06.314
5	2:04.383	+2.193	9:46:10.697
6	2:06.296	+4.106	9:48:16.993
7	2:03.588	+1.398	9:50:20.581
8	2:02.560	+0.370	9:52:23.141
9	2:02.190		9:54:25.331
10	2:02.828	+0.638	9:56:28.159

Lap	Lap Tm	Diff	Time of Day
(129) Luca Nijenhuis			
1	2:24.006	+21.777	9:38:12.476
2	2:05.605	+3.376	9:40:18.081
3	2:03.816	+1.587	9:42:21.897
4	2:04.646	+2.417	9:44:26.543
5	4:19.749	+2:17.520	9:48:46.292
6	2:02.229		9:50:48.521
7	2:03.380	+1.151	9:52:51.901
8	2:02.274	+0.045	9:54:54.175

Lap	Lap Tm	Diff	Time of Day
(63) Henri Roosjorg			
1	2:19.531	+15.450	9:37:11.795
2	2:10.212	+6.131	9:39:22.007
3	2:05.679	+1.598	9:41:27.686
4	2:05.541	+1.460	9:43:33.227
5	3:23.157	+1:19.076	9:46:56.384
6	2:04.081		9:49:00.465
7	3:09.397	+1:05.316	9:52:09.862
8	2:05.510	+1.429	9:54:15.372
9	2:06.384	+2.303	9:56:21.756

Lap	Lap Tm	Diff	Time of Day
(117) Joachim Falden			
1	2:59.462	+55.028	9:37:38.663
2	2:11.733	+7.299	9:39:50.396
3	4:33.482	+2:29.048	9:44:23.878
4	2:04.434		9:46:28.312
5	2:06.166	+1.732	9:48:34.478
6	4:39.135	+2:34.701	9:53:13.613
7	2:05.964	+1.530	9:55:19.577

Lap	Lap Tm	Diff	Time of Day
(21) Felix Hoffmann			
1	3:06.479	+1:02.009	9:38:19.176
2	2:08.854	+4.384	9:40:28.030
3	2:08.057	+3.587	9:42:36.087
4	2:06.147	+1.677	9:44:42.234

Lap	Lap Tm	Diff	Time of Day
5	2:04.470		9:46:46.704
6	2:10.124	+5.654	9:48:56.828
7	4:31.016	+2:26.546	9:53:27.844
8	2:05.498	+1.028	9:55:33.342

Lap	Lap Tm	Diff	Time of Day
(89) Mika Kordbarlag			
1	2:18.814	+14.268	9:37:17.489
2	2:08.969	+4.423	9:39:26.458
3	2:04.546		9:41:31.004
4	2:59.058	+54.512	9:44:30.062
5	3:04.662	+1:00.116	9:47:34.724
6	3:06.987	+1:02.441	9:50:41.711
7	2:07.744	+3.198	9:52:49.455
8	2:13.522	+8.976	9:55:02.977

Lap	Lap Tm	Diff	Time of Day
(301) Appy Robben Jr.			
1	2:32.193	+26.996	9:37:22.412
2	2:19.923	+14.726	9:39:42.335
3	2:08.474	+3.277	9:41:50.809
4	2:06.024	+0.827	9:43:56.833
5	3:35.160	+1:29.963	9:47:31.993
6	2:05.197		9:49:37.190
7	2:07.055	+1.858	9:51:44.245
8	3:28.573	+1:23.376	9:55:12.818

Lap	Lap Tm	Diff	Time of Day
(57) Felix Nilsson			
1	2:10.535	+5.333	9:36:56.388
2	2:07.771	+2.569	9:39:04.159
3	2:06.760	+1.558	9:41:10.919
4	2:07.114	+1.912	9:43:18.033
5	3:46.971	+1:41.769	9:47:05.004
6	2:05.202		9:49:10.206
7	2:06.687	+1.485	9:51:16.893
8	3:27.514	+1:22.312	9:54:44.407
9	2:06.361	+1.159	9:56:50.768

Lap	Lap Tm	Diff	Time of Day
(195) Cedric Grobden			
1	2:39.918	+34.558	9:37:39.737
2	2:16.181	+10.821	9:39:55.918
3	2:06.925	+1.565	9:42:02.843
4	2:06.262	+0.902	9:44:09.105
5	4:16.950	+2:11.590	9:48:26.055
6	2:05.360		9:50:31.415
7	2:07.439	+2.079	9:52:38.854
8	4:01.155	+1:55.795	9:56:40.009

Lap	Lap Tm	Diff	Time of Day
(37) Dmytro Asmanov			
1	2:10.642	+4.361	9:36:55.564
2	2:08.126	+1.845	9:39:03.690
3	2:06.281		9:41:09.971
4	2:06.829	+0.548	9:43:16.800
5	3:29.328	+1:23.047	9:46:46.128
6	2:07.770	+1.489	9:48:53.898
7	2:06.798	+0.517	9:51:00.696
8	2:06.384	+0.103	9:53:07.080
9	2:09.956	+3.675	9:55:17.036

Lap	Lap Tm	Diff	Time of Day
(251) Artyom Guryev			
1	2:17.915	+11.156	9:37:33.127
2	2:13.956	+7.197	9:39:47.083
3	2:06.759		9:41:53.842
4	2:07.702	+0.943	9:44:01.544
5	6:42.281	+4:35.522	9:50:43.825
6	2:14.386	+7.627	9:52:58.211
7	2:28.369	+21.610	9:55:26.580

Lap	Lap Tm	Diff	Time of Day
(171) Koen Gouwenberg			
1	2:20.054	+12.910	9:38:10.001
2	2:13.383	+6.239	9:40:23.384
3	2:19.767	+12.623	9:42:43.151
4	2:15.394	+8.250	9:44:58.545
5	4:17.554	+2:10.410	9:49:16.099
6	2:07.144		9:51:23.243
7	2:07.762	+0.618	9:53:31.005
8	2:33.487	+26.343	9:56:04.492

Lap	Lap Tm	Diff	Time of Day
(13) Louis Höhr			
1	2:27.919	+20.751	9:37:25.354
2	2:14.927	+7.759	9:39:40.281
3	4:20.176	+2:13.008	9:44:00.457
4	2:09.693	+2.525	9:46:10.150
5	2:10.379	+3.211	9:48:20.529
6	2:07.168		9:50:27.697
7	4:46.719	+2:39.551	9:55:14.416

Lap	Lap Tm	Diff	Time of Day
(33) Casper Nielsen			
1	2:31.087	+23.846	9:37:35.399
2	2:22.184	+14.943	9:39:57.583
3	2:11.542	+4.301	9:42:09.125
4	2:07.938	+0.697	9:44:17.063
5	2:09.411	+2.170	9:46:26.474
6	3:58.722	+1:51.481	9:50:25.196
7	2:08.644	+1.403	9:52:33.840
8	2:07.241		9:54:41.081

Lap	Lap Tm	Diff	Time of Day
(315) Gianluca Eccla			
1	2:24.878	+17.589	9:37:17.042
2	2:12.326	+5.037	9:39:29.368
3	2:13.263	+5.974	9:41:42.631
4	2:09.724	+2.435	9:43:52.355
5	2:08.274	+0.985	9:46:00.629
6	3:43.476	+1:36.187	9:49:44.105
7	2:08.358	+1.069	9:51:52.463
8	2:07.289		9:53:59.752
9	2:23.008	+15.719	9:56:22.760

Lap	Lap Tm	Diff	Time of Day
(101) Mickael Friedrich			
1	2:09.867	+1.748	9:36:51.277
2	2:08.119		9:38:59.396
3	2:08.239	+0.120	9:41:07.635
4	2:08.443	+0.324	9:43:16.078
5	3:08.564	+1:00.445	9:46:24.642
6	2:54.761	+46.642	9:49:19.403
7	2:53.154	+45.035	9:52:12.557

Lap	Lap Tm	Diff	Time of Day
(127) Lukas Stucken			
1	2:20.394	+11.239	9:37:15.655
2	2:12.370	+3.215	9:39:28.025
3	2:11.012	+1.857	9:41:39.037
4	2:10.328	+1.173	9:43:49.365
5	2:09.155		9:45:58.520
6	5:59.397	+3:50.242	9:51:57.917
7	2:12.284	+3.129	9:54:10.201
8	2:13.044	+3.889	9:56:23.245

Lap	Lap Tm	Diff	Time of Day
(7) Rico Siebert			
1	2:30.507	+21.057	9:37:24.266
2	2:19.654	+10.204	9:39:43.920
3	3:53.181	+1:43.731	9:43:37.101
4	2:09.450		9:45:46.551
5	2:19.028	+9.578	9:48:05.579
6	5:12.202	+3:02.752	9:53:17.781

Orbits 4

Timekeeping Tina Krlitschka:

Clerk of the course Christian Kunze:

www.amb-it.com

www.mylaps.com

Steward Olaf Noack:

Reg. Nr MX 06-10

Licensed to: Motorsport Events

Printed: 2010-04-17 10:00:55

posted at: h

Page 1/3

ADAC MX Masters Fürstlich Drehna 2010

MX Masters Junior Cup

Fürstlich Drehna 1,837 Km

Practice odd numbers

2010-04-17 09:30

Practice started at 9:34:21

Lap	Lap Tm	Diff	Time of Day
7	2:13.024	+3.574	9:55:30.805

(43) William Andersson

1	2:21.504	+11.621	9:37:09.983
2	2:11.402	+1.519	9:39:21.385
3	2:12.720	+2.837	9:41:34.105
4	2:58.451	+48.568	9:44:32.556
5	2:10.937	+1.054	9:46:43.493
6	2:10.287	+0.404	9:48:53.780
7	2:11.480	+1.597	9:51:05.260
8	2:09.883		9:53:15.143
9	2:13.932	+4.049	9:55:29.075

(71) Daniel Kicka

1	2:22.531	+11.836	9:37:13.726
2	2:12.275	+1.580	9:39:26.001
3	2:13.743	+3.048	9:41:39.744
4	2:10.695		9:43:50.439
5	2:11.302	+0.607	9:46:01.741
6	2:12.414	+1.719	9:48:14.155
7	5:33.880	+3:23.185	9:53:48.035
8	2:10.892	+0.197	9:55:58.927

(135) Thomas Vermijl

1	2:36.075	+25.316	9:37:29.759
2	2:41.940	+31.181	9:40:11.699
3	3:46.106	+1:35.347	9:43:57.805
4	2:11.502	+0.743	9:46:09.307
5	4:05.348	+1:54.589	9:50:14.655
6	2:10.759		9:52:25.414
7	4:30.810	+2:20.051	9:56:56.224

(131) Florian Hellrigl

1	2:24.704	+13.877	9:37:20.149
2	2:12.198	+1.371	9:39:32.347
3	2:11.107	+0.280	9:41:43.454
4	2:10.827		9:43:54.281
5	3:17.378	+1:06.551	9:47:11.659
6	2:10.954	+0.127	9:49:22.613
7	3:03.802	+52.975	9:52:26.415
8	2:11.053	+0.226	9:54:37.468
9	2:12.745	+1.918	9:56:50.213

(191) Lukas Prammer

1	2:27.774	+16.450	9:37:23.542
2	2:13.229	+1.905	9:39:36.771
3	2:14.410	+3.086	9:41:51.181
4	3:21.939	+1:10.615	9:45:13.120
5	2:11.324		9:47:24.444
6	3:21.594	+1:10.270	9:50:46.038
7	2:15.270	+3.946	9:53:01.308
8	2:21.010	+9.686	9:55:22.318

(31) Marco Fleissig

1	2:30.093	+18.694	9:37:27.428
2	2:17.550	+6.151	9:39:44.978
3	2:55.454	+44.055	9:42:40.432
4	2:16.067	+4.668	9:44:56.499
5	2:13.952	+2.553	9:47:10.451
6	2:17.720	+6.321	9:49:28.171
7	3:41.567	+1:30.168	9:53:09.738
8	2:11.399		9:55:21.137

(173) Mike van Kasteren

1	2:34.026	+22.338	9:38:11.512
2	2:12.565	+0.877	9:40:24.077

Lap	Lap Tm	Diff	Time of Day
3	4:01.374	+1:49.686	9:44:25.451
4	2:11.688		9:46:37.139
5	5:36.446	+3:24.758	9:52:13.585
6	2:21.704	+10.016	9:54:35.289

(11) Fabian Strobel

1	2:27.661	+15.891	9:38:04.529
2	2:16.695	+4.925	9:40:21.224
3	2:13.333	+1.563	9:42:34.557
4	2:11.770		9:44:46.327
5	2:14.082	+2.312	9:47:00.409
6	2:17.058	+5.288	9:49:17.467
7	3:21.576	+1:09.806	9:52:39.043
8	4:53.616	+2:41.846	9:57:32.659

(25) Vadym Lubor

1	2:21.801	+9.466	9:37:11.190
2	2:14.775	+2.440	9:39:25.965
3	2:12.343	+0.008	9:41:38.308
4	4:16.654	+2:04.319	9:45:54.962
5	2:13.447	+1.112	9:48:08.409
6	2:12.910	+0.575	9:50:21.319
7	2:12.335		9:52:33.654
8	4:37.236	+2:24.901	9:57:10.890

(841) Niklas Stange

1	2:25.936	+12.814	9:37:20.814
2	2:13.122		9:39:33.936

(125) Marjüs Harlacher

1	2:28.440	+14.351	9:37:26.980
2	2:19.859	+5.770	9:39:46.839
3	3:39.788	+1:25.699	9:43:26.627
4	2:14.089		9:45:40.716
5	3:13.953	+59.864	9:48:54.669
6	2:21.093	+7.004	9:51:15.762
7	2:14.680	+0.591	9:53:30.442
8	2:28.721	+14.632	9:55:59.163

(95) Lukas Reichstein

1	2:32.019	+17.784	9:37:32.668
2	2:20.654	+6.419	9:39:53.322
3	3:09.849	+55.614	9:43:03.171
4	2:15.711	+1.476	9:45:18.882
5	2:15.743	+1.508	9:47:34.625
6	2:35.414	+21.179	9:50:10.039
7	2:14.235		9:52:24.274
8	2:16.138	+1.903	9:54:40.412

(97) Joey Rock

1	2:24.161	+9.584	9:37:09.683
2	2:18.619	+4.042	9:39:28.302
3	2:14.771	+0.194	9:41:43.073
4	4:14.566	+1:59.989	9:45:57.639
5	2:15.006	+0.429	9:48:12.645
6	2:15.093	+0.516	9:50:27.738
7	2:14.577		9:52:42.315
8	2:19.305	+4.728	9:55:01.620

(155) Antoni Castellano

1	3:10.719	+55.645	9:37:54.836
2	2:16.495	+1.421	9:40:11.331
3	2:16.472	+1.398	9:42:27.803
4	3:01.470	+46.396	9:45:29.273
5	2:15.074		9:47:44.347
6	2:16.651	+1.577	9:50:00.998

Lap	Lap Tm	Diff	Time of Day
7	3:53.019	+1:37.945	9:53:54.017
8	2:16.184	+1.110	9:56:10.201

(39) Denis Mahmutovic

1	2:56.389	+40.074	9:37:50.437
2	2:17.535	+1.220	9:40:07.972
3	2:16.742	+0.427	9:42:24.714
4	3:42.073	+1:25.758	9:46:06.787
5	2:18.039	+1.724	9:48:24.826
6	2:16.315		9:50:41.141
7	4:28.211	+2:11.896	9:55:09.352

(5) Michael Meisel

1	2:30.132	+12.969	9:37:30.780
2	2:21.978	+4.815	9:39:52.758
3	2:26.582	+9.419	9:42:19.340
4	3:45.589	+1:28.426	9:46:04.929
5	2:17.765	+0.602	9:48:22.694
6	2:17.163		9:50:39.857
7	2:24.094	+6.931	9:53:03.951
8	2:20.377	+3.214	9:55:24.328

(229) Markus Rolny

1	2:28.843	+11.209	9:37:20.541
2	3:37.222	+1:19.588	9:40:57.763
3	2:17.634		9:43:15.397
4	2:24.299	+6.665	9:45:39.696
5	2:33.772	+16.138	9:48:13.468
6	3:52.717	+1:35.083	9:52:06.185
7	2:18.634	+1.000	9:54:24.819
8	2:26.102	+8.468	9:56:50.921

(201) Lars Sadtler

1	2:30.954	+12.106	9:37:28.403
2	3:29.879	+1:11.031	9:40:58.282
3	2:18.848		9:43:17.130
4	3:02.063	+43.215	9:46:19.193
5	2:21.989	+3.141	9:48:41.182
6	2:25.422	+6.574	9:51:06.604
7	4:05.409	+1:46.561	9:55:12.013

(333) Nico Stepan

1	2:29.168	+9.617	9:37:58.455
2	2:21.065	+1.514	9:40:19.520
3	2:19.551		9:42:39.071
4	2:23.284	+3.733	9:45:02.355
5	2:22.053	+2.502	9:47:24.408

(87) David Bock

1	2:30.496	+10.231	9:37:31.826
2	2:24.645	+4.380	9:39:56.471
3	2:23.338	+3.073	9:42:19.809
4	2:22.961	+2.696	9:44:42.770
5	2:21.225	+0.960	9:47:03.995
6	2:21.996	+1.731	9:49:25.991
7	2:21.356	+1.091	9:51:47.347
8	2:20.265		9:54:07.612
9	2:24.404	+4.139	9:56:32.016

(77) Adrian Panyr

1	2:33.556	+12.332	9:37:38.713
2	2:23.565	+2.341	9:40:02.278
3	3:41.407	+1:20.183	9:43:43.685
4	3:33.493	+1:12.269	9:47:17.178
5	2:21.224		9:49:38.402
6	2:25.391	+4.167	9:52:03.793

Orbits 4

Timekeeping Tina Krlitschka:

Clerk of the course Christian Kunze:

Steward Olaf Noack:

Reg. Nr MX 06-10

Licensed to: Motorsport Events

Printed: 2010-04-17 10:00:55

posted at: h



SUZUKI



MOTUL



DMSB
Deutscher Motor Sport Bund e.V.

ADAC MX Masters Fürstlich Drehna 2010

MX Masters Junior Cup

Fürstlich Drehna 1,837 Km

Practice odd numbers

2010-04-17 09:30

Practice started at 9:34:21

Lap	Lap Tm	Diff	Time of Day
7	3:39.549	+1:18.325	9:55:43.342
<hr/>			
(397) Stefan Badstuber			
1	2:34.165	+11.572	9:37:33.892
2	2:23.134	+0.541	9:39:57.026
3	2:22.593		9:42:19.619

Lap	Lap Tm	Diff	Time of Day
-----	--------	------	-------------

Lap	Lap Tm	Diff	Time of Day
-----	--------	------	-------------



ADAC MX Masters Fürstlich Drehna 2010

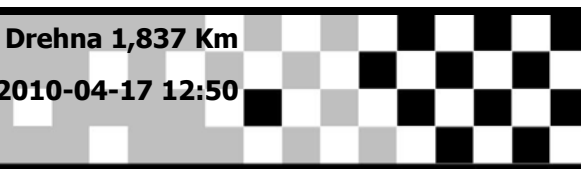
MX Masters Junior Cup

Fürstlich Drehna 1,837 Km

Qualifying Group 1

2010-04-17 12:50

Qualifying (20:00 Time) started at 12:50:14



Pos	No.	Name	FNM	Nat./Hometown	Trademark	Entrant/Team	Laps	Best Tm	Diff In Lap	km/h
1	1	Brent van Doninck	FMB	BEL-herentals	KTM	KTM OOSTENRIJK	9	2:04.132		53,276
2	48	Rostyslav Voytsitsky	FMU	UKR-Krasne	KTM		7	2:04.892	0.760	52,951
3	216	Thomas Kjer Olsen	DMU	DEN-Sønderborg	SUZUKI		8	2:06.700	2.568	52,196
4	301	Appy Robben Jr.	MUL	NED-OISTERWIJK	SUZUKI	Appy's Cross Shop	7	2:06.771	2.639	52,167
5	89	Mika Kordbarlag	DMSB	GER-Schloß Holte - Stuk	SUZUKI	TEAM RACE DIRECT WEHRMANN	8	2:06.912	2.780	52,109
6	117	Joachim Falden	FFM	DEN-Sevriar	YAMAHA		8	2:07.315	3.183	51,944
7	13	Louis Höhr	DMSB	GER-Stockelsdorf	KTM	BvZ Racing Team	8	2:08.840	4.708	51,329
8	166	Erik Appelqvist	SVEMO	SWE-Kode	YAMAHA		9	2:09.039	4.907	51,250
9	251	Artyom Guryev	MFR	RUS-Belgorod	SUZUKI		5	2:09.355	5.223	51,124
10	37	Dmytro Asmanov	FMU	UKR-Kiev	SUZUKI		8	2:09.789	5.657	50,953
11	315	Gianluca Ecca	DMSB	GER-Alpen	SUZUKI		8	2:10.443	6.311	50,698
12	31	Marco Fleissig	DMSB	GER-Dietenheim	SUZUKI	TKM Steuck Suzuki	8	2:10.484	6.352	50,682
13	841	Niklas Stange	DMSB	GER-Schmilau	SUZUKI	Castrol Power 1 Moto-Web	7	2:11.777	7.645	50,185
14	131	Florian Hellrigl	OeAMT	AUT-Telfs	KAWASAKI		8	2:11.963	7.831	50,114
15	43	William Andersson	SVEMO	SWE-HUSKVARNA	KTM		8	2:12.168	8.036	50,036
16	101	Mickael Friedrich	FFM	FRA-DRUSENHEIM	YAMAHA		3	2:12.279	8.147	49,994
17	127	Lukas Stucken	OeAMT	AUT-Sautens	KTM	MSC Rietz	8	2:13.092	8.960	49,689
18	58	Alexander Pölzleithne	OeAMT	AUT-Wolkersdorf	SUZUKI	Factory Team Damianik	8	2:13.763	9.631	49,440
19	70	Lev Smirnov	MFR	RUS-Vokzalnayastr 60	KTM	KTM Kosak Racing	8	2:13.868	9.736	49,401
20	28	Dorian-Gabor Schiroci	DMSB	GER-Geisenfeld	KTM	KTM Kosak-Racing	8	2:13.897	9.765	49,390
21	191	Lukas Prammer	OeAMT	AUT-Neußerling	KTM	HSV Wels	8	2:14.234	10.102	49,266
22	6	Jean Lúe Tille	DMSB	GER-Welcherath	KTM	Phoenix Racing GmbH	7	2:14.431	10.299	49,194
23	72	Maximilian Pleyer	DMSB	GER-Ober-Ramstadt	KTM	Team SM Sport	8	2:14.753	10.621	49,076
24	25	Vadym Lubor	FUM	UKR-Krasne	KTM		8	2:15.236	11.104	48,901
25	115	Sascha Wöfl	DMSB	GER-Waldsassen	KTM	KTM Sarholz Racing Team	8	2:15.326	11.194	48,869
26	95	Lukas Reichstein	DMSB	GER-Altenkunstadt	KTM	ADAC Team Nordbayern e.V.	8	2:16.528	12.396	48,438
27	196	Leon Armin Delekat	DMSB	GER-Braunschweig	SUZUKI	TKM Kneip Racing Team	6	2:17.356	13.224	48,146
28	22	Julian Spretz	DMSB	GER-Weißwasser	YAMAHA	W-o-C Racing Team	8	2:17.558	13.426	48,076
29	8	Marius Plomer	DMSB	GER-Aurach	YAMAHA	ADAC Team Nordbayern e.V.	6	2:17.591	13.459	48,064
30	54	Clemens Neuraüter	OeAMT	AUT-Ötz	KTM		7	2:17.628	13.496	48,051
31	39	Denis Mahmutovic	DMSB	GER-Feldkirch	SUZUKI		7	2:19.401	15.269	47,440
32	155	Antoni Castellano	FFM	FRA-Rixheim	SUZUKI		8	2:20.976	16.844	46,910
33	87	David Bock	DMSB	GER-Hambergen	KTM		9	2:23.380	19.248	46,124
34	201	Lars Sadtler	DMSB	GER-römerstein	KTM		6	2:23.532	19.400	46,075
35	77	Adrian Panyr	DMSB	GER-Nordhorn	KTM	RSR MGSport Racing Team	7	2:23.949	19.817	45,941
36	108	Christian Blessing	DMSB	GER-Winnenden	KTM	KTM Kosak-Racing	7	2:25.850	21.718	45,342
37	66	Ben Philipp	DMSB	GER-Dresden	KTM	Collin Dugmore Offroas School	7	2:29.269	25.137	44,304

Announcements

These results are provisional until the conclusion of any judicial and technical matters

Timekeeping Tina Krlitschka:

Clerk of the course Christian Kunze:

www.amb-it.com

www.mylaps.com

Steward Olaf Noack:

Reg. Nr MX 06-10

Licensed to: Motorsport Events

Printed: 2010-04-17 13:15:40

posted at: h

Orbits 4



ADAC MX Masters Fürstlich Drehna 2010

MX Masters Junior Cup

Fürstlich Drehna 1,837 Km

Qualifying Group 1

2010-04-17 12:50

Qualifying (20:00 Time) started at 12:50:14

Lap	Lap Tm	Diff	Time of Day
(1) Brent van Doninck			
1	2:14.181	+10.049	12:52:36.653
2	2:05.648	+1.516	12:54:42.301
3	2:04.382	+0.250	12:56:46.683
4	2:20.451	+16.319	12:59:07.134
5	2:08.591	+4.459	13:01:15.725
6	2:04.771	+0.639	13:03:20.496
7	3:33.687	+1:29.555	13:06:54.183
8	2:04.277	+0.145	13:08:58.460
9	2:04.132		13:11:02.592

Lap	Lap Tm	Diff	Time of Day
(48) Rostyslav Voytsitsky			
1	2:12.008	+7.116	12:53:04.971
2	6:42.671	+4:37.779	12:59:47.642
3	2:05.959	+1.067	13:01:53.601
4	2:06.513	+1.621	13:04:00.114
5	2:26.094	+21.202	13:06:26.208
6	2:04.892		13:08:31.100
7	2:21.179	+16.287	13:10:52.279

Lap	Lap Tm	Diff	Time of Day
(216) Thomas Kjer Olsen			
1	2:18.782	+12.082	12:52:51.498
2	2:07.526	+0.826	12:54:59.024
3	2:06.700		12:57:05.724
4	4:28.499	+2:21.799	13:01:34.223
5	2:07.262	+0.562	13:03:41.485
6	2:07.173	+0.473	13:05:48.658
7	2:07.093	+0.393	13:07:55.751
8	3:01.120	+54.420	13:10:56.871

Lap	Lap Tm	Diff	Time of Day
(301) Appy Robben Jr.			
1	2:36.855	+30.084	12:54:05.451
2	2:12.125	+5.354	12:56:17.576
3	2:10.021	+3.250	12:58:27.597
4	3:22.521	+1:15.750	13:01:50.118
5	2:06.771		13:03:56.889
6	2:20.278	+13.507	13:06:17.167
7	6:24.676	+4:17.905	13:12:41.843

Lap	Lap Tm	Diff	Time of Day
(89) Mika Kordbarlag			
1	2:21.386	+14.474	12:53:07.852
2	2:11.016	+4.104	12:55:18.868
3	2:09.602	+2.690	12:57:28.470
4	4:01.717	+1:54.805	13:01:30.187
5	2:07.434	+0.522	13:03:37.621
6	3:56.184	+1:49.272	13:07:33.805
7	2:06.912		13:09:40.717
8	2:21.582	+14.670	13:12:02.299

Lap	Lap Tm	Diff	Time of Day
(117) Joachim Falden			
1	2:15.180	+7.865	12:52:31.278
2	2:07.640	+0.325	12:54:38.918
3	2:07.315		12:56:46.233
4	2:09.074	+1.759	12:58:55.307
5	5:14.387	+3:07.072	13:04:09.694
6	2:13.180	+5.865	13:06:22.874
7	2:10.029	+2.714	13:08:32.903
8	2:10.921	+3.606	13:10:43.824

Lap	Lap Tm	Diff	Time of Day
(13) Louis Höhr			
1	2:28.465	+19.625	12:53:33.326
2	2:10.176	+1.336	12:55:43.502
3	2:10.364	+1.524	12:57:53.866
4	4:16.196	+2:07.356	13:02:10.062
5	2:08.840		13:04:18.902

Lap	Lap Tm	Diff	Time of Day
6	2:09.016	+0.176	13:06:27.918
7	3:19.206	+1:10.366	13:09:47.124
8	2:08.859	+0.019	13:11:55.983

Lap	Lap Tm	Diff	Time of Day
(166) Erik Appelqvist			
1	2:19.364	+10.325	12:52:39.174
2	2:09.928	+0.889	12:54:49.102
3	2:09.039		12:56:58.141
4	2:09.658	+0.619	12:59:07.799
5	2:11.516	+2.477	13:01:19.315
6	3:12.929	+1:03.890	13:04:32.244
7	2:09.884	+0.845	13:06:42.128
8	2:13.035	+3.996	13:08:55.163
9	2:11.388	+2.349	13:11:06.551

Lap	Lap Tm	Diff	Time of Day
(251) Artyom Guryev			
1	2:18.016	+8.661	12:52:41.948
2	2:09.355		12:54:51.303
3	2:27.721	+18.366	12:57:19.024
4	2:11.167	+1.812	12:59:30.191
5	12:11.712	+10:02.357	13:11:41.903

Lap	Lap Tm	Diff	Time of Day
(37) Dmytro Asmanov			
1	2:18.334	+8.545	12:52:58.257
2	2:12.313	+2.524	12:55:10.570
3	2:12.080	+2.291	12:57:22.650
4	2:09.789		12:59:32.439
5	2:10.036	+0.247	13:01:42.475
6	4:19.651	+2:09.862	13:06:02.126
7	2:10.825	+1.036	13:08:12.951
8	4:06.558	+1:56.769	13:12:19.509

Lap	Lap Tm	Diff	Time of Day
(315) Gianluca Eccla			
1	2:28.231	+17.788	12:53:34.254
2	2:13.791	+3.348	12:55:48.045
3	2:10.721	+0.278	12:57:58.766
4	2:10.443		13:00:09.209
5	3:41.653	+1:31.210	13:03:50.862
6	2:12.971	+2.528	13:06:03.833
7	2:11.893	+1.450	13:08:15.726
8	2:11.591	+1.148	13:10:27.317

Lap	Lap Tm	Diff	Time of Day
(31) Marco Fleissig			
1	2:24.103	+13.619	12:53:01.632
2	3:35.293	+1:24.809	12:56:36.925
3	2:14.233	+3.749	12:58:51.158
4	2:27.563	+17.079	13:01:18.721
5	2:10.484		13:03:29.205
6	2:38.630	+28.146	13:06:07.835
7	2:56.586	+46.102	13:09:04.421
8	2:22.697	+12.213	13:11:27.118

Lap	Lap Tm	Diff	Time of Day
(841) Niklas Stange			
1	2:32.511	+20.734	12:53:37.176
2	2:12.881	+1.104	12:55:50.057
3	2:11.897	+0.120	12:58:01.954
4	5:24.628	+3:12.851	13:03:26.582
5	2:32.724	+20.947	13:05:59.306
6	2:11.777		13:08:11.083
7	2:56.687	+44.910	13:11:07.770

Lap	Lap Tm	Diff	Time of Day
(131) Florian Hellrigl			
1	3:10.607	+58.644	12:54:03.250
2	2:15.520	+3.557	12:56:18.770
3	2:11.963		12:58:30.733
4	3:21.572	+1:09.609	13:01:52.305

Lap	Lap Tm	Diff	Time of Day
5	2:16.717	+4.754	13:04:09.022
6	2:23.511	+11.548	13:06:32.533
7	2:14.299	+2.336	13:08:46.832
8	2:24.091	+12.128	13:11:10.923

Lap	Lap Tm	Diff	Time of Day
(43) William Andersson			
1	2:18.064	+5.896	12:52:44.534
2	2:13.695	+1.527	12:54:58.229
3	2:15.138	+2.970	12:57:13.367
4	2:13.243	+1.075	12:59:26.610
5	4:02.241	+1:50.073	13:03:28.851
6	2:27.909	+15.741	13:05:56.760
7	2:12.168		13:08:08.928
8	2:12.779	+0.611	13:10:21.707

Lap	Lap Tm	Diff	Time of Day
(101) Mickael Friedrich			
1	2:14.735	+2.456	12:53:02.547
2	2:12.279		12:55:14.826
3	2:24.052	+11.773	12:57:38.878

Lap	Lap Tm	Diff	Time of Day
(127) Lukas Stucken			
1	2:23.713	+10.621	12:53:47.697
2	2:43.818	+30.726	12:56:31.515
3	2:16.671	+3.579	12:58:48.186
4	2:13.917	+0.825	13:01:02.103
5	2:13.092		13:03:15.195
6	2:59.803	+46.711	13:06:14.998
7	2:33.881	+20.789	13:08:48.879
8	2:14.162	+1.070	13:11:03.041

Lap	Lap Tm	Diff	Time of Day
(58) Alexander Pölzleithner			
1	3:10.084	+56.321	12:54:07.450
2	2:18.323	+4.560	12:56:25.773
3	2:16.713	+2.950	12:58:42.486
4	2:15.134	+1.371	13:00:57.620
5	2:14.197	+0.434	13:03:11.817
6	3:00.117	+46.354	13:06:11.934
7	2:23.248	+9.485	13:08:35.182
8	2:13.763		13:10:48.945

Lap	Lap Tm	Diff	Time of Day
(70) Lev Smirnov			
1	2:29.594	+15.726	12:53:45.846
2	2:15.755	+1.887	12:56:01.601
3	2:15.424	+1.556	12:58:17.025
4	2:13.881	+0.013	13:00:30.906
5	2:13.868		13:02:44.774
6	4:03.544	+1:49.676	13:06:48.318
7	2:20.311	+6.443	13:09:08.629
8	2:42.166	+28.298	13:11:50.795

Lap	Lap Tm	Diff	Time of Day
(28) Dorian-Gabor Schirocki			
1	2:29.145	+15.248	12:53:19.023
2	2:20.686	+6.789	12:55:39.709
3	2:35.210	+21.313	12:58:14.919
4	2:14.302	+0.405	13:00:29.221
5	2:13.937	+0.040	13:02:43.158
6	2:54.809	+40.912	13:05:37.967
7	2:13.897		13:07:51.864
8	2:29.178	+15.281	13:10:21.042

Lap	Lap Tm	Diff	Time of Day
(191) Lukas Prammer			
1	2:21.157	+6.923	12:53:19.823
2	2:15.624	+1.390	12:55:35.447
3	2:32.180	+17.946	12:58:07.627
4	2:14.234		13:00:21.861
5	3:13.258	+59.024	13:03:35.119

Orbits 4

Timekeeping Tina Krlitschka:

Clerk of the course Christian Kunze:

Steward Olaf Noack:

Reg. Nr MX 06-10



ADAC MX Masters Fürstlich Drehna 2010

MX Masters Junior Cup

Fürstlich Drehna 1,837 Km

Qualifying Group 1

2010-04-17 12:50

Qualifying (20:00 Time) started at 12:50:14

Lap	Lap Tm	Diff	Time of Day
6	2:28.557	+14.323	13:06:03.676
7	3:07.099	+52.865	13:09:10.775
8	3:30.561	+1:16.327	13:12:41.336

(6) Jean Lúe Tille			
Lap	Lap Tm	Diff	Time of Day
1	2:26.809	+12.378	12:53:46.550
2	2:18.416	+3.985	12:56:04.966
3	4:41.708	+2:27.277	13:00:46.674
4	2:15.200	+0.769	13:03:01.874
5	2:15.227	+0.796	13:05:17.101
6	3:58.920	+1:44.489	13:09:16.021
7	2:14.431		13:11:30.452

(72) Maximilian Pleyer			
Lap	Lap Tm	Diff	Time of Day
1	2:34.880	+20.127	12:53:57.003
2	2:22.797	+8.044	12:56:19.800
3	2:21.952	+7.199	12:58:41.752
4	2:14.753		13:00:56.505
5	2:17.008	+2.255	13:03:13.513
6	2:54.765	+40.012	13:06:08.278
7	2:22.117	+7.364	13:08:30.395
8	2:16.279	+1.526	13:10:46.674

(25) Vadym Lubor			
Lap	Lap Tm	Diff	Time of Day
1	2:23.724	+8.488	12:53:07.613
2	2:21.186	+5.950	12:55:28.799
3	2:18.603	+3.367	12:57:47.402
4	2:15.901	+0.665	13:00:03.303
5	4:02.778	+1:47.542	13:04:06.081
6	2:15.236		13:06:21.317
7	2:18.036	+2.800	13:08:39.353
8	2:21.138	+5.902	13:11:00.491

(115) Sascha Wölfl			
Lap	Lap Tm	Diff	Time of Day
1	2:27.573	+12.247	12:53:30.005
2	2:22.465	+7.139	12:55:52.470
3	2:17.139	+1.813	12:58:09.609
4	2:56.887	+41.561	13:01:06.496
5	2:15.516	+0.190	13:03:22.012
6	2:49.490	+34.164	13:06:11.502
7	2:15.326		13:08:26.828
8	2:30.577	+15.251	13:10:57.405

(95) Lukas Reichstein			
Lap	Lap Tm	Diff	Time of Day
1	2:39.085	+22.557	12:53:22.293
2	2:22.764	+6.236	12:55:45.057
3	2:20.468	+3.940	12:58:05.525
4	2:20.813	+4.285	13:00:26.338
5	3:21.396	+1:04.868	13:03:47.734
6	2:17.639	+1.111	13:06:05.373
7	2:18.199	+1.671	13:08:23.572
8	2:16.528		13:10:40.100

(196) Leon Armin Delekat			
Lap	Lap Tm	Diff	Time of Day
1	2:29.294	+11.938	12:53:29.477
2	2:26.995	+9.639	12:55:56.472
3	2:19.172	+1.816	12:58:15.644
4	2:17.356		13:00:33.000
5	2:17.505	+0.149	13:02:50.505
6	2:37.313	+19.957	13:05:27.818

(22) Julian Spreitz			
Lap	Lap Tm	Diff	Time of Day
1	2:32.296	+14.738	12:53:44.370
2	2:22.297	+4.739	12:56:06.667
3	2:18.771	+1.213	12:58:25.438
4	2:19.048	+1.490	13:00:44.486

Lap	Lap Tm	Diff	Time of Day
5	2:19.750	+2.192	13:03:04.236
6	2:17.572	+0.014	13:05:21.808
7	2:17.558		13:07:39.366
8	2:22.910	+5.352	13:10:02.276

(8) Marius Plomer			
Lap	Lap Tm	Diff	Time of Day
1	2:24.489	+6.898	12:53:50.682
2	2:17.591		12:56:08.273
3	2:18.529	+0.938	12:58:26.802
4	4:53.805	+2:36.214	13:03:20.607
5	2:37.896	+20.305	13:05:58.503
6	6:45.836	+4:28.245	13:12:44.339

(54) Clemens Neurauder			
Lap	Lap Tm	Diff	Time of Day
1	2:35.740	+18.112	12:53:54.000
2	2:23.033	+5.405	12:56:17.033
3	3:20.784	+1:03.156	12:59:37.817
4	2:17.628		13:01:55.445
5	2:20.431	+2.803	13:04:15.876
6	4:24.991	+2:07.363	13:08:40.867
7	2:41.587	+23.959	13:11:22.454

(39) Denis Mahmutovic			
Lap	Lap Tm	Diff	Time of Day
1	5:31.324	+3:11.923	12:56:40.646
2	2:24.892	+5.491	12:59:05.538
3	2:23.454	+4.053	13:01:28.992
4	3:40.342	+1:20.941	13:05:09.334
5	2:23.127	+3.726	13:07:32.461
6	2:32.334	+12.933	13:10:04.795
7	2:19.401		13:12:24.196

(155) Antoni Castellano			
Lap	Lap Tm	Diff	Time of Day
1	2:30.501	+9.525	12:53:25.800
2	2:25.915	+4.939	12:55:51.715
3	2:25.711	+4.735	12:58:17.426
4	2:20.976		13:00:38.402
5	2:21.237	+0.261	13:02:59.639
6	3:57.452	+1:36.476	13:06:57.091
7	2:21.261	+0.285	13:09:18.352
8	2:34.991	+14.015	13:11:53.343

(87) David Bock			
Lap	Lap Tm	Diff	Time of Day
1	2:28.829	+5.449	12:53:00.389
2	2:23.380		12:55:23.769
3	2:26.207	+2.827	12:57:49.976
4	2:25.172	+1.792	13:00:15.148
5	2:25.657	+2.277	13:02:40.805
6	2:25.551	+2.171	13:05:06.356
7	2:28.396	+5.016	13:07:34.752
8	2:26.353	+2.973	13:10:01.105
9	2:27.204	+3.824	13:12:28.309

(201) Lars Sadtler			
Lap	Lap Tm	Diff	Time of Day
1	2:34.127	+10.595	12:53:09.434
2	2:23.532		12:55:32.966
3	2:25.098	+1.566	12:57:58.064
4	5:36.107	+3:12.575	13:03:34.171
5	2:24.745	+1.213	13:05:58.916
6	2:24.834	+1.302	13:08:23.750

(77) Adrian Panyr			
Lap	Lap Tm	Diff	Time of Day
1	2:42.611	+18.662	12:53:12.720
2	3:24.710	+1:00.761	12:56:37.430
3	2:23.949		12:59:01.379
4	3:26.961	+1:03.012	13:02:28.340
5	3:44.203	+1:20.254	13:06:12.543

Lap	Lap Tm	Diff	Time of Day
6	2:52.577	+28.628	13:09:05.120
7	2:35.257	+11.308	13:11:40.377

(108) Christian Blessing			
Lap	Lap Tm	Diff	Time of Day
1	2:45.302	+19.452	12:54:00.640
2	2:33.996	+8.146	12:56:34.636
3	2:25.850		12:59:00.486
4	4:18.204	+1:52.354	13:03:18.690
5	3:22.650	+56.800	13:06:41.340
6	2:27.003	+1.153	13:09:08.343
7	2:28.775	+2.925	13:11:37.118

(66) Ben Philipp			
Lap	Lap Tm	Diff	Time of Day
1	2:40.077	+10.808	12:53:52.554
2	3:02.504	+33.235	12:56:55.058
3	2:35.337	+6.068	12:59:30.395
4	2:33.102	+3.833	13:02:03.497
5	2:34.412	+5.143	13:04:37.909
6	3:25.110	+55.841	13:08:03.019
7	2:29.269		13:10:32.288

Orbits 4

Timekeeping Tina Krlitschka:

Clerk of the course Christian Kunze:

Steward Olaf Noack:

Reg. Nr MX 06-10

Licensed to: Motorsport Events

Printed: 2010-04-17 13:16:38

posted at: h

www.amb-it.com

www.mylaps.com



ADAC MX Masters Fürstlich Drehna 2010

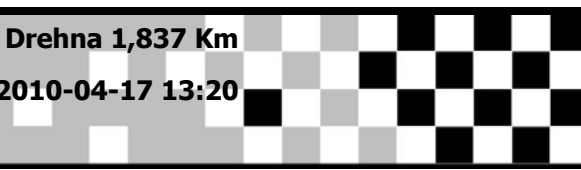
MX Masters Junior Cup

Fürstlich Drehna 1,837 Km

Qualifying Group 2

2010-04-17 13:20

Qualifying (20:00 Time) started at 13:20:04



Pos	No.	Name	FNM	Nat./Hometown	Trademark	Entrant/Team	Laps	Best Tm	Diff In Lap	km/h
1	29	Henry Jacobi	DMSB	GER-Bad Sulza	KTM	DMSB-KTM-Kosak-MX-Junior Team	6	2:02.577		53,951
2	23	Marten Borchert	DMSB	GER-köln-reisiek	KTM	DMSB KTM Kosak MX Junior Team	7	2:03.138	0.561	53,706
3	129	Luca Nijenhuis	KNMV	NED-Heerde	YAMAHA	Gebben Motoren	8	2:04.489	1.912	53,123
4	63	Henri Roosiorg	EMF	EST-Tartu	KTM		8	2:06.626	4.049	52,226
5	198	Bas Vaessen	KNMV	NED-Swalmen	KTM		8	2:07.786	5.209	51,752
6	74	Yannick Heylen	FMB	BEL-Zemst	SUZUKI		8	2:07.920	5.343	51,698
7	57	Felix Nilsson	SVEMO	SWE-veberod	SUZUKI		6	2:08.050	5.473	51,645
8	208	Anton Gole	SVEMO	SWE-Lindome	HONDA		9	2:08.195	5.618	51,587
9	318	Dan Houzet	FFM	FRA-volgre	KTM		7	2:08.403	5.826	51,503
10	88	Tilo Wittlerbäumer	DMSB	GER-Rüdersdorf	SUZUKI	ADAC Berlin-Brandenburg e.V.	8	2:08.489	5.912	51,469
11	84	Sven van de Mierden	KNMV	NED-DOMMELEN, NL	SUZUKI	JONG-FORCE RACING	8	2:08.889	6.312	51,309
12	21	Felix Hoffmann	DMSB	GER-Freinsheim	KTM		8	2:09.039	6.462	51,250
13	195	Cedric Grobben	FMB	BEL-opglabbeek	YAMAHA	gto	8	2:09.509	6.932	51,064
14	38	Daymond Martens	FMB	BEL-Macon	KTM		8	2:10.198	7.621	50,793
15	314	Maximilian Schrempf	OeAMT	AUT-Ramsau am Dachst	KAWASAKI	GRENN Waldmeister Limonade	6	2:11.940	9.363	50,123
16	171	Koen Gouwenberg	KNMV	NED-Julianadorp	KTM	MX Team Akersloot	8	2:12.026	9.449	50,090
17	52	Glen Meier	DMU	DEN-trige	YAMAHA	4racing	8	2:12.030	9.453	50,089
18	156	Jordi van Nobelen	KNMV	NED-Noordwijkerhout	KAWASAKI	Rabbit Racing	8	2:12.206	9.629	50,022
19	7	Rico Siebert	DMSB	GER-Calw-Stammheim	KTM	KTM Kosak Racing	8	2:12.378	9.801	49,957
20	33	Casper Nielsen	DMU	DEN-Galten	KTM		8	2:12.471	9.894	49,922
21	173	Mike van Kasteren	KNMV	NED-SCHIJNDEL	KTM	KTM LV Motors	8	2:12.782	10.205	49,805
22	68	Hampus Kahrle	SVEMO	SWE-Lingham	SUZUKI		9	2:13.218	10.641	49,642
23	135	Thomas Vermijl	FMB	BEL-Helchteren	SUZUKI		8	2:13.231	10.654	49,637
24	71	Daniel Kicka	ACCR	CZE-Tábor	KTM		8	2:13.872	11.295	49,399
25	11	Fabian Strobel	DMSB	GER-Bernstadt	SUZUKI	Team-Teka-Suzuki-Motorrad Waldi	8	2:14.340	11.763	49,227
26	40	Phillip Diehr	DMSB	GER-Paderborn	KTM	TEAM RACE DIRECT WEHRMANN	6	2:16.038	13.461	48,613
27	102	Florian Badstuber	DMSB	GER-Wettstetten/ Ingols	KTM		7	2:16.983	14.406	48,278
28	110	Andre de Veer	DMSB	GER-Ringingen	KTM		8	2:20.176	17.599	47,178
29	229	Markus Rolny	DMSB	GER-Westhausen	KTM	KTM Kosak-Racing	7	2:20.483	17.906	47,075
30	26	Dominik Bretschneide	DMSB	GER-Bad Blankenburg	KAWASAKI	Kawasaki Elf Team Pfeil	6	2:20.899	18.322	46,936
31	125	Marjüs Harlacher	DMSB	GER-Maselheim-Laupert	SUZUKI	Team-Teka-Suzuki-Motorrad Waldi	7	2:21.334	18.757	46,791
32	44	Leon Ast	DMSB	GER-Blankenburg	SUZUKI	Team MG Sport	7	2:21.907	19.330	46,602
33	5	Michael Meisel	DMSB	GER-Kulmbach	KTM	ADAC- Team Nordbayern e.V.	6	2:22.111	19.534	46,535
34	94	Philipp Zscharschuch	DMSB	GER-Moritzburg	YAMAHA	W-o-C Racing Team	7	2:22.480	19.903	46,415
35	97	Joey Rock	DMSB	GER-Schnelldorf	KTM	KTM Kosak Racing	7	2:24.658	22.081	45,716
36	397	Stefan Badstuber	DMSB	GER-Wettstetten/ Ingols	KTM	Dreer Fahrwerkstechnik	5	2:27.401	24.824	44,865
37	298	Mika van Weert	KNMV	NED-BOXTTEL	KTM	KEMCO Management	7	2:28.784	26.207	44,448
38	116	Matthias Weschenbac	DMSB	GER-Iserlohn	KTM	KTM Sarholz Racing Team	2	2:34.778	32.201	42,727

Announcements

These results are provisional until the conclusion of any judicial and technical matters

Timekeeping Tina Krlitschka:

Clerk of the course Christian Kunze:

www.amb-it.com

www.mylaps.com

Steward Olaf Noack:

Reg. Nr MX 06-10

Licensed to: Motorsport Events

Printed: 2010-04-17 13:44:17

posted at: h



ADAC MX Masters Fürstlich Drehna 2010

MX Masters Junior Cup

Fürstlich Drehna 1,837 Km

Qualifying Group 2

2010-04-17 13:20

Qualifying (20:00 Time) started at 13:20:04

Lap	Lap Tm	Diff	Time of Day
(29) Henry Jacobi			
1	2:16.588	+14.011	13:23:08.181
2	2:06.290	+3.713	13:25:14.471
3	2:06.622	+4.045	13:27:21.093
4	5:43.663	+3:41.086	13:33:04.756
5	2:02.577		13:35:07.333
6	5:26.040	+3:23.463	13:40:33.373

(23) Marten Borchert			
1	2:23.518	+20.380	13:22:45.313
2	2:04.447	+1.309	13:24:49.760
3	2:03.138		13:26:52.898
4	4:45.749	+2:42.611	13:31:38.647
5	2:03.675	+0.537	13:33:42.322
6	4:13.303	+2:10.165	13:37:55.625
7	2:34.523	+31.385	13:40:30.148

(129) Luca Nijenhuis			
1	2:13.127	+8.638	13:22:25.241
2	2:05.483	+0.994	13:24:30.724
3	2:05.843	+1.354	13:26:36.567
4	2:05.159	+0.670	13:28:41.726
5	5:24.416	+3:19.927	13:34:06.142
6	2:04.489		13:36:10.631
7	2:04.729	+0.240	13:38:15.360
8	2:04.765	+0.276	13:40:20.125

(63) Henri Roosjorg			
1	2:18.125	+11.499	13:22:58.100
2	2:11.994	+5.368	13:25:10.094
3	2:12.125	+5.499	13:27:22.219
4	2:08.061	+1.435	13:29:30.280
5	5:35.024	+3:28.398	13:35:05.304
6	2:06.626		13:37:11.930
7	2:54.801	+48.175	13:40:06.731
8	2:07.365	+0.739	13:42:14.096

(198) Bas Vaessen			
1	2:14.085	+6.299	13:22:31.238
2	2:07.920	+0.134	13:24:39.158
3	2:10.658	+2.872	13:26:49.816
4	2:19.629	+11.843	13:29:09.445
5	2:12.792	+5.006	13:31:22.237
6	2:07.786		13:33:30.023
7	4:31.545	+2:23.759	13:38:01.568
8	2:21.378	+13.592	13:40:22.946

(74) Yannick Heylen			
1	2:17.853	+9.933	13:22:27.534
2	2:41.078	+33.158	13:25:08.612
3	2:09.249	+1.329	13:27:17.861
4	2:08.296	+0.376	13:29:26.157
5	4:35.544	+2:27.624	13:34:01.701
6	2:09.838	+1.918	13:36:11.539
7	2:07.920		13:38:19.459
8	2:51.610	+43.690	13:41:11.069

(57) Felix Nilsson			
1	2:13.909	+5.859	13:22:29.473
2	4:57.196	+2:49.146	13:27:26.669
3	2:08.050		13:29:34.719
4	2:08.805	+0.755	13:31:43.524
5	8:09.493	+6:01.443	13:39:53.017
6	2:36.767	+28.717	13:42:29.784

Lap	Lap Tm	Diff	Time of Day
(208) Anton Gole			
1	2:12.522	+4.327	13:22:32.187
2	2:09.798	+1.603	13:24:41.985
3	2:10.490	+2.295	13:26:52.475
4	2:11.210	+3.015	13:29:03.685
5	4:07.007	+1:58.812	13:33:10.692
6	2:09.385	+1.190	13:35:20.077
7	2:08.195		13:37:28.272
8	2:09.019	+0.824	13:39:37.291
9	2:08.282	+0.087	13:41:45.573

(318) Dan Houzet			
1	2:18.598	+10.195	13:23:03.964
2	2:09.835	+1.432	13:25:13.799
3	3:44.749	+1:36.346	13:28:58.548
4	2:08.403		13:31:06.951
5	4:24.228	+2:15.825	13:35:31.179
6	2:08.774	+0.371	13:37:39.953
7	3:49.111	+1:40.708	13:41:29.064

(88) Tilo Wittlerbäumer			
1	2:30.582	+22.093	13:23:56.084
2	2:34.678	+26.189	13:26:30.762
3	2:43.689	+35.200	13:29:14.451
4	2:15.323	+6.834	13:31:29.774
5	2:10.983	+2.494	13:33:40.757
6	3:14.565	+1:06.076	13:36:55.322
7	2:09.106	+0.617	13:39:04.428
8	2:08.489		13:41:12.917

(84) Sven van de Mierden			
1	2:18.345	+9.456	13:23:01.168
2	2:11.295	+2.406	13:25:12.463
3	2:10.428	+1.539	13:27:22.891
4	2:10.340	+1.451	13:29:33.231
5	3:17.577	+1:08.688	13:32:50.808
6	2:19.376	+10.487	13:35:10.184
7	2:08.889		13:37:19.073
8	3:15.847	+1:06.958	13:40:34.920

(21) Felix Hoffmann			
1	2:21.327	+12.288	13:22:53.732
2	2:13.037	+3.998	13:25:06.769
3	2:13.764	+4.725	13:27:20.533
4	2:12.012	+2.973	13:29:32.545
5	3:33.232	+1:24.193	13:33:05.777
6	2:10.534	+1.495	13:35:16.311
7	2:09.039		13:37:25.350
8	2:39.519	+30.480	13:40:04.869

(195) Cedric Grobden			
1	2:21.081	+11.572	13:23:24.573
2	2:14.988	+5.479	13:25:39.561
3	2:09.509		13:27:49.070
4	2:10.670	+1.161	13:29:59.740
5	2:10.319	+0.810	13:32:10.059
6	5:37.163	+3:27.654	13:37:47.222
7	2:10.200	+0.691	13:39:57.422
8	2:09.920	+0.411	13:42:07.342

(38) Daymond Martens			
1	2:35.848	+25.650	13:23:42.306
2	2:34.823	+24.625	13:26:17.129
3	2:16.188	+5.990	13:28:33.317
4	3:07.213	+57.015	13:31:40.530
5	2:11.565	+1.367	13:33:52.095

6	2:51.491	+41.293	13:36:43.586
7	2:11.509	+1.311	13:38:55.095
8	2:10.198		13:41:05.293

(314) Maximilian Schrempf			
1	2:27.307	+15.367	13:24:05.502
2	2:15.561	+3.621	13:26:21.063
3	4:52.318	+2:40.378	13:31:13.381
4	2:12.574	+0.634	13:33:25.955
5	3:40.576	+1:28.636	13:37:06.531
6	2:11.940		13:39:18.471

(171) Koen Gouwenberg			
1	3:08.106	+56.080	13:23:35.160
2	2:21.014	+8.988	13:25:56.174
3	2:14.910	+2.884	13:28:11.084
4	2:14.694	+2.668	13:30:25.778
5	2:13.512	+1.486	13:32:39.290
6	4:12.999	+2:00.973	13:36:52.289
7	3:03.305	+51.279	13:39:55.594
8	2:12.026		13:42:07.620

(52) Glen Meier			
1	2:32.030	+20.000	13:23:29.327
2	2:20.962	+8.932	13:25:50.289
3	2:14.525	+2.495	13:28:04.814
4	2:12.030		13:30:16.844
5	3:31.096	+1:19.066	13:33:47.940
6	2:13.234	+1.204	13:36:01.174
7	2:13.474	+1.444	13:38:14.648
8	3:52.913	+1:40.883	13:42:07.561

(156) Jordi van Nobelen			
1	2:17.544	+5.338	13:22:24.569
2	2:12.206		13:24:36.775
3	2:12.611	+0.405	13:26:49.386
4	2:13.627	+1.421	13:29:03.013
5	5:42.677	+3:30.471	13:34:45.690
6	2:15.284	+3.078	13:37:00.974
7	2:15.121	+2.915	13:39:16.095
8	2:13.343	+1.137	13:41:29.438

(7) Rico Siebert			
1	2:29.516	+17.138	13:23:51.944
2	2:19.710	+7.332	13:26:11.654
3	3:13.765	+1:01.387	13:29:25.419
4	2:16.586	+4.208	13:31:42.005
5	2:13.086	+0.708	13:33:55.091
6	3:22.273	+1:09.895	13:37:17.364
7	2:12.378		13:39:29.742
8	2:12.824	+0.446	13:41:42.566

(33) Casper Nielsen			
1	2:26.195	+13.724	13:22:56.796
2	2:12.710	+0.239	13:25:09.506
3	3:50.863	+1:38.392	13:29:00.369
4	2:23.033	+10.562	13:31:23.402
5	2:13.075	+0.604	13:33:36.477
6	2:12.471		13:35:48.948
7	3:01.717	+49.246	13:38:50.665
8	2:17.328	+4.857	13:41:07.993

(173) Mike van Kasteren			
1	2:29.192	+16.410	13:23:24.359
2	2:17.853	+5.071	13:25:42.212
3	2:14.235	+1.453	13:27:56.447

Orbits 4

Timekeeping Tina Krlitschka:

Clerk of the course Christian Kunze:

Steward Olaf Noack:

Reg. Nr MX 06-10

Licensed to: Motorsport Events

Printed: 2010-04-17 13:44:50

posted at: h

Page 2



ADAC MX Masters Fürstlich Drehna 2010

MX Masters Junior Cup

Fürstlich Drehna 1,837 Km

Qualifying Group 2

2010-04-17 13:20

Qualifying (20:00 Time) started at 13:20:04

Lap	Lap Tm	Diff	Time of Day
4	2:14.616	+1.834	13:30:11.063
5	2:13.947	+1.165	13:32:25.010
6	5:12.512	+2:59.730	13:37:37.522
7	2:12.782		13:39:50.304
8	2:15.550	+2.768	13:42:05.854

(68) Hampus Kahrle

1	2:24.983	+11.765	13:22:49.150
2	2:16.750	+3.532	13:25:05.900
3	2:16.426	+3.208	13:27:22.326
4	2:32.539	+19.321	13:29:54.865
5	2:14.349	+1.131	13:32:09.214
6	2:15.150	+1.932	13:34:24.364
7	2:39.592	+26.374	13:37:03.956
8	2:13.623	+0.405	13:39:17.579
9	2:13.218		13:41:30.797

(135) Thomas Vermijl

1	2:29.310	+16.079	13:23:46.980
2	2:37.571	+24.340	13:26:24.551
3	2:15.270	+2.039	13:28:39.821
4	3:50.412	+1:37.181	13:32:30.233
5	2:13.231		13:34:43.464
6	2:24.732	+11.501	13:37:08.196
7	2:24.783	+11.552	13:39:32.979
8	2:33.807	+20.576	13:42:06.786

(71) Daniel Kicka

1	2:22.627	+8.755	13:23:57.641
2	2:17.727	+3.855	13:26:15.368
3	3:25.765	+1:11.893	13:29:41.133
4	2:14.201	+0.329	13:31:55.334
5	2:13.872		13:34:09.206
6	2:15.170	+1.298	13:36:24.376
7	2:14.605	+0.733	13:38:38.981
8	2:15.763	+1.891	13:40:54.744

(11) Fabian Strobel

1	2:31.589	+17.249	13:23:51.790
2	2:19.252	+4.912	13:26:11.042
3	2:19.523	+5.183	13:28:30.565
4	2:17.102	+2.762	13:30:47.667
5	2:58.686	+44.346	13:33:46.353
6	2:45.855	+31.515	13:36:32.208
7	2:14.340		13:38:46.548
8	2:15.338	+0.998	13:41:01.886

(40) Phillip Diehr

1	2:21.578	+5.540	13:23:09.640
2	2:43.199	+27.161	13:25:52.839
3	2:17.485	+1.447	13:28:10.324
4	6:47.450	+4:31.412	13:34:57.774
5	2:59.657	+43.619	13:37:57.431
6	2:16.038		13:40:13.469

(102) Florian Badstuber

1	2:36.475	+19.492	13:24:11.123
2	2:24.798	+7.815	13:26:35.921
3	2:21.016	+4.033	13:28:56.937
4	3:07.390	+50.407	13:32:04.327
5	2:17.561	+0.578	13:34:21.888
6	2:16.983		13:36:38.871
7	3:58.440	+1:41.457	13:40:37.311

(110) Andre de Veer

1	2:29.468	+9.292	13:23:07.486
---	----------	--------	--------------

Lap	Lap Tm	Diff	Time of Day
2	2:24.533	+4.357	13:25:32.019
3	2:23.006	+2.830	13:27:55.025
4	4:22.785	+2:02.609	13:32:17.810
5	2:22.001	+1.825	13:34:39.811
6	2:20.176		13:36:59.987
7	2:21.180	+1.004	13:39:21.167
8	2:20.982	+0.806	13:41:42.149

(229) Markus Rolny

1	2:32.319	+11.836	13:23:46.229
2	2:23.284	+2.801	13:26:09.513
3	2:20.483		13:28:29.996
4	3:51.224	+1:30.741	13:32:21.220
5	2:33.740	+13.257	13:34:54.960
6	2:22.858	+2.375	13:37:17.818
7	4:21.623	+2:01.140	13:41:39.441

(26) Dominik Bretschneider

1	2:38.747	+17.848	13:23:50.369
2	2:24.422	+3.523	13:26:14.791
3	2:23.279	+2.380	13:28:38.070
4	2:24.168	+3.269	13:31:02.238
5	2:20.899		13:33:23.137
6	7:10.737	+4:49.838	13:40:33.874

(125) Marjüs Harlacher

1	2:30.449	+9.115	13:23:39.165
2	2:26.248	+4.914	13:26:05.413
3	2:50.705	+29.371	13:28:56.118
4	3:37.763	+1:16.429	13:32:33.881
5	2:49.181	+27.847	13:35:23.062
6	2:21.334		13:37:44.396
7	2:28.918	+7.584	13:40:13.314

(44) Leon Ast

1	2:32.590	+10.683	13:24:02.314
2	2:22.128	+0.221	13:26:24.442
3	2:45.546	+23.639	13:29:09.988
4	2:22.754	+0.847	13:31:32.742
5	2:22.391	+0.484	13:33:55.133
6	2:21.907		13:36:17.040
7	6:00.504	+3:38.597	13:42:17.544

(5) Michael Meisel

1	2:33.688	+11.577	13:23:49.876
2	3:11.056	+48.945	13:27:00.932
3	2:22.111		13:29:23.043
4	5:12.876	+2:50.765	13:34:35.919
5	2:22.571	+0.460	13:36:58.490
6	3:19.713	+57.602	13:40:18.203

(94) Philipp Zscharschuch

1	2:38.476	+15.996	13:24:05.707
2	2:32.381	+9.901	13:26:38.088
3	2:26.489	+4.009	13:29:04.577
4	2:22.480		13:31:27.057
5	4:42.382	+2:19.902	13:36:09.439
6	2:32.326	+9.846	13:38:41.765
7	2:30.778	+8.298	13:41:12.543

(97) Joey Rock

1	2:24.658		13:23:00.225
2	3:36.453	+1:11.795	13:26:36.678
3	3:48.179	+1:23.521	13:30:24.857
4	2:25.721	+1.063	13:32:50.578
5	2:25.560	+0.902	13:35:16.138

Lap	Lap Tm	Diff	Time of Day
6	2:25.983	+1.325	13:37:42.121
7	3:33.413	+1:08.755	13:41:15.534

(397) Stefan Badstuber

1	2:55.325	+27.924	13:24:35.396
2	2:37.230	+9.829	13:27:12.626
3	3:18.908	+51.507	13:30:31.534
4	8:53.118	+6:25.717	13:39:24.652
5	2:27.401		13:41:52.053

(298) Mika van Weert

1	2:35.026	+6.242	13:23:34.629
2	2:30.593	+1.809	13:26:05.222
3	2:32.512	+3.728	13:28:37.734
4	4:37.112	+2:08.328	13:33:14.846
5	2:31.050	+2.266	13:35:45.896
6	2:28.784		13:38:14.680
7	2:30.766	+1.982	13:40:45.446

(116) Matthias Weschenbach

1	2:46.788	+12.010	13:24:17.594
2	2:34.778		13:26:52.372

Orbits 4

Timekeeping Tina Krlitschka:

Clerk of the course Christian Kunze:

Steward Olaf Noack:

Reg. Nr MX 06-10

Licensed to: Motorsport Events

Printed: 2010-04-17 13:44:50

posted at: h

Page 2/2

www.amb-it.com

www.mylaps.com

Int. ADAC MX MASTERS Fürstlich Drehna 17.-18. April 2010
Class 3 MX-Junior-Cup
Tracklength: 1.837 m
Startgrid MX-Junior-Cup Last Chance
Start-Time: 17th of April 15h50

Pos.	No.	Name	FNM	Nat./Hometown	Trademark	Entrant / Team
1	156	van Nobelen, Jordi	KNMV	NED-Noordwijkerhout	KAWASAKI	Rabbit Racing
2	58	Pölzleithner, Alexander	OeAMTC	AUT-Wolkersdorf	SUZUKI	Factory Team Damianik
3	7	Siebert, Rico	DMSB	GER-Calw-Stammheim	KTM	KTM Kosak Racing
4	70	Smirnov, Lev	MFR	RUS-Vokzalnayastr 60	KTM	KTM Kosak Racing
5	33	Nielsen, Casper	DMU	DEN-Galten	KTM	
6	28	Schirocki, Dorian-Gabor	DMSB	GER-Geisenfeld	KTM	KTM Kosak-Racing
7	173	van Kasteren, Mike	KNMV	NED-SCHIJNDEL	KTM	KTM LV Motors
8	191	Prammer, Lukas	OeAMTC	AUT-Neußerling	KTM	HSV Wels
9	68	Kahrle, Hampus	SVEMO	SWE-Lingham	SUZUKI	
10	6	Tille, Jean Lúç	DMSB	GER-Welcherath	KTM	Phoenix Racing GmbH
11	135	Vermijl, Thomas	FMB	BEL-Helchteren	SUZUKI	
12	72	Pleyer, Maximilian	DMSB	GER-Ober-Ramstadt	KTM	Team SM Sport
13	71	Kicka, Daniel	ACCR	CZE-Tábor	KTM	
14	25	Lubor, Vadym	FUM	UKR-Krasne	KTM	
15	11	Strobel, Fabian	DMSB	GER-Bernstadt	SUZUKI	Team-Teka-Suzuki-Motorrad Waldmann
16	115	Wöflf, Sascha	DMSB	GER-Waldsassen	KTM	KTM Sarholz Racing Team
17	40	Diehr, Phillip	DMSB	GER-Paderborn	KTM	TEAM RACE DIRECT WEHRMANN
18	95	Reichstein, Lukas	DMSB	GER-Altenkunstadt	KTM	ADAC Team Nordbayern e.V.
19	102	Badstuber, Florian	DMSB	GER-Wettstetten/ Ingolstadt	KTM	
20	196	Delekat, Leon Armin	DMSB	GER-Braunschweig	SUZUKI	TKM Kneip Racing Team
21	110	de Veer, Andre	DMSB	GER-Ringingen	KTM	
22	22	Spretz, Julian	DMSB	GER-Weißwasser	YAMAHA	W-o-C Racing Team
23	229	Rolny, Markus	DMSB	GER-Westhausen	KTM	KTM Kosak-Racing
24	8	Plomer, Marius	DMSB	GER-Aurach	YAMAHA	ADAC Team Nordbayern e.V.
25	26	Bretschneider, Dominik	DMSB	GER-Bad Blankenburg	KAWASAKI	Kawasaki Elf Team Pfeil
26	54	Neurauter, Clemens	OeAMTC	AUT-Ötz	KTM	
27	125	Harlacher, Marjús	DMSB	GER-Maselheim-Laupertshausen	SUZUKI	Team-Teka-Suzuki-Motorrad Waldmann
28	39	Mahmutovic, Denis	DMSB	GER-Feldkirch	SUZUKI	
29	44	Ast, Leon	DMSB	GER-Blankenburg	SUZUKI	Team MG Sport
30	155	Castellano, Antoni	FFM	FRA-Rixheim	SUZUKI	
31	5	Meisel, Michael	DMSB	GER-Kulmbach	KTM	ADAC- Team Nordbayern e.V.
32	87	Bock, David	DMSB	GER-Hambergen	KTM	
33	94	Zscharschuch, Philipp	DMSB	GER-Moritzburg	YAMAHA	W-o-C Racing Team
34	201	Sadtler, Lars	DMSB	GER-römerstein	KTM	
35	97	Rock, Joey	DMSB	GER-Schnelldorf	KTM	KTM Kosak Racing
36	77	Panyr, Adrian	DMSB	GER-Nordhorn	KTM	RSR MGSport Racing Team
37	397	Badstuber, Stefan	DMSB	GER-Wettstetten/ Ingolstadt	KTM	Dreer Fahrwerkstechnik
38	108	Blessing, Christian	DMSB	GER-Winnenden	KTM	KTM Kosak-Racing
39	298	van Weert, Mika	KNMV	NED-BOXTEL	KTM	KEMCO Management
40	66	Philipp, Ben	DMSB	GER-Dresden	KTM	Collin Dugmore Offroas School
Reserve						
1	116	Weschenbach, Matthias	DMSB	GER-Iserlohn	KTM	KTM Sarholz Racing Team
2		0, 0				

Announcements: These results are provisional until the conclusion of any judicial and technical matters

Clerk of the course Christoph Kunze:

Jury President Olaf Noack:

Timekeeping Tina Krlitschka:



Posted at: h

Printed: 17.04.2010 13:54



ADAC MX Masters Fürstlich Drehna 2010

MX Masters Junior Cup

Fürstlich Drehna 1,837 Km

Total Qualifying

Pos	No.	Last Name	First Name	Nat./Hometown	Trademark	Entrant/Team
1	29	Jacobi	Henry	GER-Bad Sulza	KTM	DMSB-KTM-Kosak-MX-Junior Team
2	1	van Doninck	Brent	BEL-herentals	KTM	KTM OOSTENRIJK
3	23	Borchert	Marten	GER-kölln-reisiek	KTM	DMSB KTM Kosak MX Junior Team
4	48	Voytsitskyy	Rostyslav	UKR-Krasne	KTM	
5	129	Nijenhuis	Luca	NED-Heerde	YAMAHA	Gebben Motoren
6	216	Olsen	Thomas Kjer	DEN-Sønderborg	SUZUKI	
7	63	Roosiorg	Henri	EST-Tartu	KTM	
8	301	Robben Jr.	Appy	NED-OISTERWIJK	SUZUKI	Appy's Cross Shop
9	198	Vaessen	Bas	NED-Swalmen	KTM	
10	89	Kordbarlag	Mika	GER-Schloß Holte - Stukenbrock	SUZUKI	TEAM RACE DIRECT WEHRMANN
11	74	Heylen	Yannick	BEL-Zemst	SUZUKI	
12	117	Falden	Joachim	DEN-Sevriev	YAMAHA	
13	57	Nilsson	Felix	SWE-veberod	SUZUKI	
14	13	Höhr	Louis	GER-Stockelsdorf	KTM	BvZ Racing Team
15	208	Gole	Anton	SWE-Lindome	HONDA	
16	166	Appelqvist	Erik	SWE-Kode	YAMAHA	
17	318	Houzet	Dan	FRA-volgre	KTM	
18	251	Guryev	Artyom	RUS-Belgorod	SUZUKI	
19	88	Wittlerbäumer	Tilo	GER-Rüdersdorf	SUZUKI	ADAC Berlin-Brandenburg e.V.
20	37	Asmanov	Dmytro	UKR-Kiev	SUZUKI	
21	84	van de Mierden	Sven	NED-DOMMELEN, NL	SUZUKI	JONG-FORCE RACING
22	315	Ecca	Gianluca	GER-Alpen	SUZUKI	
23	21	Hoffmann	Felix	GER-Freinsheim	KTM	
24	31	Fleissig	Marco	GER-Dietenheim	SUZUKI	TKM Steuck Suzuki
25	195	Grobben	Cedric	BEL-opglabbeek	YAMAHA	gto
26	841	Stange	Niklas	GER-Schmilau	SUZUKI	Castrol Power 1 Moto-Web
27	38	Martens	Daymond	BEL-Macon	KTM	
28	131	Hellrigl	Florian	AUT-Telfs	KAWASAKI	
29	314	Schrempf	Maximilian	AUT-Ramsau am Dachstein	KAWASAKI	GRENN Waldmeister Limonade
30	43	Andersson	William	SWE-HUSKVARNA	KTM	
31	171	Gouwenberg	Koen	NED-Julianadorp	KTM	MX Team Akersloot
32	101	Friedrich	Mickael	FRA-DRUSENHEIM	YAMAHA	
33	52	Meier	Glen	DEN-trige	YAMAHA	4racing
34	127	Stucken	Lukas	AUT-Sautens	KTM	MSC Rietz
35	156	van Nobelen	Jordi	NED-Noordwijkerhout	KAWASAKI	Rabbit Racing
36	58	Pölzleithner	Alexander	AUT-Wolkersdorf	SUZUKI	Factory Team Damianik
37	7	Siebert	Rico	GER-Calw-Stammheim	KTM	KTM Kosak Racing
38	70	Smirnov	Lev	RUS-Vokzalnayastr 60	KTM	KTM Kosak Racing
39	33	Nielsen	Casper	DEN-Galten	KTM	
40	28	Schirocki	Dorian-Gabor	GER-Geisenfeld	KTM	KTM Kosak-Racing
41	173	van Kasteren	Mike	NED-SCHIJNDEL	KTM	KTM LV Motors
42	191	Prammer	Lukas	AUT-Neußerling	KTM	HSV Wels
43	68	Kahrle	Hampus	SWE-Lingham	SUZUKI	
44	6	Tille	Jean Lúç	GER-Welcherath	KTM	Phoenix Racing GmbH

Announcements

These results are provisional until the conclusion of any judicial and technical matters



ADAC MX Masters Fürstlich Drehna 2010

MX Masters Junior Cup

Fürstlich Drehna 1,837 Km

Total Qualifying

Pos	No.	Last Name	First Name	Nat./Hometown	Trademark	Entrant/Team
45	135	Vermijl	Thomas	BEL-Helchteren	SUZUKI	
46	72	Pleyer	Maximilian	GER-Ober-Ramstadt	KTM	Team SM Sport
47	71	Kicka	Daniel	CZE-Tábor	KTM	
48	25	Lubor	Vadym	UKR-Krasne	KTM	
49	11	Strobel	Fabian	GER-Bernstadt	SUZUKI	Team-Teka-Suzuki-Motorrad Waldmann
50	115	Wölfl	Sascha	GER-Waldsassen	KTM	KTM Sarholz Racing Team
51	40	Diehr	Phillip	GER-Paderborn	KTM	TEAM RACE DIRECT WEHRMANN
52	95	Reichstein	Lukas	GER-Altenkunstadt	KTM	ADAC Team Nordbayern e.V.
53	102	Badstuber	Florian	GER-Wettstetten/ Ingolstadt	KTM	
54	196	Delekat	Leon Armin	GER-Braunschweig	SUZUKI	TKM Kneip Racing Team
55	110	de Veer	Andre	GER-Ringingen	KTM	
56	22	Sprez	Julian	GER-Weißwasser	YAMAHA	W-o-C Racing Team
57	229	Rolny	Markus	GER-Westhausen	KTM	KTM Kosak-Racing
58	8	Plomer	Marius	GER-Aurach	YAMAHA	ADAC Team Nordbayern e.V.
59	26	Bretschneider	Dominik	GER-Bad Blankenburg	KAWASAKI	Kawasaki Elf Team Pfeil
60	54	Neurauter	Clemens	AUT-Ötz	KTM	
61	125	Harlacher	Marjüs	GER-Maselheim-Laupertshausen	SUZUKI	Team-Teka-Suzuki-Motorrad Waldmann
62	39	Mahmutovic	Denis	GER-Feldkirch	SUZUKI	
63	44	Ast	Leon	GER-Blankenburg	SUZUKI	Team MG Sport
64	155	Castellano	Antoni	FRA-Rixheim	SUZUKI	
65	5	Meisel	Michael	GER-Kulmbach	KTM	ADAC- Team Nordbayern e.V.
66	87	Bock	David	GER-Hambergen	KTM	
67	94	Zscharschuch	Philipp	GER-Moritzburg	YAMAHA	W-o-C Racing Team
68	201	Sadtler	Lars	GER-römerstein	KTM	
69	97	Rock	Joey	GER-Schnellendorf	KTM	KTM Kosak Racing
70	77	Panyr	Adrian	GER-Nordhorn	KTM	RSR MGSport Racing Team
71	397	Badstuber	Stefan	GER-Wettstetten/ Ingolstadt	KTM	Dreer Fahrwerkstechnik
72	108	Blessing	Christian	GER-Winnenden	KTM	KTM Kosak-Racing
73	298	van Weert	Mika	NED-BOXTEL	KTM	KEMCO Management
74	66	Philipp	Ben	GER-Dresden	KTM	Collin Dugmore Offroas School
75	116	Weschenbach	Matthias	GER-Iserlohn	KTM	KTM Sarholz Racing Team

Announcements

These results are provisional until the conclusion of any judicial and technical matters

Timekeeping Tina Krlitschka:

Clerk of the course Christian Kunze:

Steward Olaf Noack:

Reg. Nr MX 06-10

Printed: 2010-04-17 14:51:11

posted at: h

Orbits 4

www.amb-it.com

www.mylaps.com

Licensed to: Motorsport Events

Page 2/2



ADAC MX Masters Fürstlich Drehna 2010

MX Masters Junior Cup

Fürstlich Drehna 1,837 Km

Last Chance Race

2010-04-17 15:50

Race (15:00 and 2 Laps) started at 16:02:34

Pos	No.	Name	FNM	Nat./Hometown	Trademark	Entrant/Team	Laps	Total Tm	Diff	Best Tm 1 Lap	Points	
1	156	Jordi van Nobelen	KNMV	NED-Noordwijkerhout	KAWASAKI	Rabbit Racing	10	22:02.784		2:17.723	2	0
2	71	Daniel Kicka	ACCR	CZE-Tábor	KTM		10	22:12.611	9.827	2:18.513	3	0
3	173	Mike van Kasteren	KNMV	NED-SCHIJNDEL	KTM	KTM LV Motors	10	22:17.187	14.403	2:19.026	3	0
4	33	Casper Nielsen	DMU	DEN-Galten	KTM		10	22:20.960	18.176	2:20.649	3	0
5	72	Maximilian Pleyer	DMSB	GER-Ober-Ramstadt	KTM	Team SM Sport	10	22:25.458	22.674	2:19.639	3	0
6	28	Dorian-Gabor Schiro	DMSB	GER-Geisenfeld	KTM	KTM Kosak-Racing	10	22:28.351	25.567	2:20.211	3	0
7	102	Florian Badstuber	DMSB	GER-Wettstetten/ Ingc	KTM		10	22:30.541	27.757	2:21.251	3	0
8	70	Lev Smirnov	MFR	RUS-Vokzalnaystra 60	KTM	KTM Kosak Racing	10	22:45.543	42.759	2:20.756	7	0
9	11	Fabian Strobel	DMSB	GER-Bernstadt	SUZUKI	Team-Teka-Suzuki-Motorrad v	10	23:00.571	57.787	2:21.416	6	0
10	68	Hampus Kahrle	SVEMO	SWE-Lingham	SUZUKI		10	23:08.085	1:05.301	2:23.779	5	0
11	95	Lukas Reichstein	DMSB	GER-Altenkunstadt	KTM	ADAC Team Nordbayern e.V.	10	23:09.568	1:06.784	2:24.080	2	0
12	5	Michael Meisel	DMSB	GER-Kulmbach	KTM	ADAC- Team Nordbayern e.V.	10	23:23.496	1:20.712	2:26.312	2	0
13	196	Leon Armin Delekat	DMSB	GER-Braunschweig	SUZUKI	TKM Kneip Racing Team	10	23:28.423	1:25.639	2:23.639	9	0
14	22	Julian Spretz	DMSB	GER-Weißwasser	YAMAHA	W-o-C Racing Team	10	23:31.026	1:28.242	2:25.962	10	0
15	191	Lukas Prammer	OeAMTC	AUT-Neußerling	KTM	HSV Wels	10	23:35.654	1:32.870	2:23.913	5	0
16	115	Sascha Wöfl	DMSB	GER-Waldsassen	KTM	KTM Sarholz Racing Team	10	23:41.658	1:38.874	2:22.163	2	0
17	39	Denis Mahmutovic	DMSB	GER-Feldkirch	SUZUKI		10	23:46.642	1:43.858	2:28.069	9	0
18	155	Antoni Castellano	FFM	FRA-Rixheim	SUZUKI		10	23:53.462	1:50.678	2:28.240	3	0
19	110	Andre de Veer	DMSB	GER-Ringingen	KTM		10	24:00.438	1:57.654	2:27.275	7	0
20	44	Leon Ast	DMSB	GER-Blankenburg	SUZUKI	Team MG Sport	10	24:04.354	2:01.570	2:28.706	7	0
21	94	Philipp Zscharschuel	DMSB	GER-Moritzburg	YAMAHA	W-o-C Racing Team	10	24:13.779	2:10.995	2:31.115	6	0
22	54	Clemens Neurauder	OeAMTC	AUT-Ötz	KTM		10	24:36.591	2:33.807	2:30.022	2	0
23	26	Dominik Bretschneic	DMSB	GER-Bad Blankenburg	KAWASAKI	Kawasaki Elf Team Pfeil	10	24:44.252	2:41.468	2:29.346	8	0
24	25	Vadym Lubor	FUM	UKR-Krasne	KTM		10	24:47.889	2:45.105	2:24.883	6	0
25	135	Thomas Vermijl	FMB	BEL-Helchteren	SUZUKI		9	22:02.772	1 Lap	2:25.325	2	0
26	97	Joey Rock	DMSB	GER-Schnelldorf	KTM	KTM Kosak Racing	9	22:08.889	1 Lap	2:33.053	8	0
27	66	Ben Philipp	DMSB	GER-Dresden	KTM	Collin Dugmore Offroas Schor	9	22:09.404	1 Lap	2:34.824	9	0
28	8	Marius Plomer	DMSB	GER-Aurach	YAMAHA	ADAC Team Nordbayern e.V.	9	22:15.834	1 Lap	2:33.270	6	0
29	108	Christian Blessing	DMSB	GER-Winnenden	KTM	KTM Kosak-Racing	9	22:17.198	1 Lap	2:35.191	9	0
30	229	Markus Rolny	DMSB	GER-Westhausen	KTM	KTM Kosak-Racing	9	22:17.434	1 Lap	2:26.289	3	0
31	201	Lars Sadtler	DMSB	GER-römerstein	KTM		9	22:20.349	1 Lap	2:30.774	2	0
32	77	Adrian Panyr	DMSB	GER-Nordhorn	KTM	RSR MGSport Racing Team	9	22:22.863	1 Lap	2:34.583	3	0
33	397	Stefan Badstuber	DMSB	GER-Wettstetten/ Ingc	KTM	Dreer Fahrwerkstechnik	9	22:46.021	1 Lap	2:33.556	4	0
34	298	Mika van Weert	KNMV	NED-BOXTEL	KTM	KEMCO Management	9	23:52.820	1 Lap	2:36.061	7	0
Not qualified (75% = 8 Laps)												
125		Marjús Harlacher	DMSB	GER-Maselheim-Laupe	SUZUKI	Team-Teka-Suzuki-Motorrad v	6	14:55.225	DNF	2:25.755	4	0
87		David Bock	DMSB	GER-Hambergen	KTM		5	11:38.936	DNF	2:34.193	4	0
58		Alexander Pözlleithr	OeAMTC	AUT-Wolkersdorf	SUZUKI	Factory Team Damianik	4	8:12.170	DNF	2:22.190	4	0
6		Jean Lúc Tille	DMSB	GER-Welcherath	KTM	Phoenix Racing GmbH	3	5:53.997	DNF	2:24.083	3	0
40		Phillip Diehr	DMSB	GER-Paderborn	KTM	TEAM RACE DIRECT WEHRM.	1	1:10.052	DNF		0	0
7		Rico Siebert	DMSB	GER-Calw-Stammheim	KTM	KTM Kosak Racing	1	2:20.945	DNF		0	0

Announcements

These results are provisional until the conclusion of any judicial and technical matters

Started: 40 Classified: 34 Not classified: 6

No. 25 + 115 time penalty + 1 min.

Margin of Victory	Ø km/h	Best Lap Tm	km/h	Best Lap by
9.827	49,995	2:17.723	48,018	156 - Jordi van Nobelen

Orbits 4

Timekeeping Tina Krlitschka:

Clerk of the course Christop Kunze:

www.amb-it.com

www.mylaps.com

Steward Olaf Noack:

Reg. Nr MX 06-10

Licensed to: Motorsport Events

Printed: 2010-04-17 16:59:49

posted at: h



ADAC MX Masters Fürstlich Drehna 2010

MX Masters Junior Cup

Fürstlich Drehna 1,837 Km

Last Chance Race

2010-04-17 15:50

Race (15:00 and 2 Laps) started at 16:02:34

Lap	Lap Tm	Diff	Time of Day
(156) Jordi van Nobelen			
1	50.973	-1:26.750	16:03:29.755
2	2:17.723		16:05:47.478
3	2:18.627	+0.904	16:08:06.105
4	2:19.087	+1.364	16:10:25.192
5	2:19.060	+1.337	16:12:44.252
6	2:20.347	+2.624	16:15:04.599
7	2:21.934	+4.211	16:17:26.533
8	2:22.489	+4.766	16:19:49.022
9	2:24.020	+6.297	16:22:13.042
10	2:23.943	+6.220	16:24:36.985

Lap	Lap Tm	Diff	Time of Day
(71) Daniel Kicka			
1	1:01.053	-1:17.460	16:03:40.329
2	2:22.804	+4.291	16:06:03.133
3	2:18.513		16:08:21.646
4	2:19.849	+1.336	16:10:41.495
5	2:19.473	+0.960	16:13:00.968
6	2:19.878	+1.365	16:15:20.846
7	2:20.289	+1.776	16:17:41.135
8	2:21.202	+2.689	16:20:02.337
9	2:20.693	+2.180	16:22:23.030
10	2:23.782	+5.269	16:24:46.812

Lap	Lap Tm	Diff	Time of Day
(173) Mike van Kasteren			
1	53.139	-1:25.887	16:03:31.872
2	2:19.877	+0.851	16:05:51.749
3	2:19.026		16:08:10.775
4	2:22.067	+3.041	16:10:32.842
5	2:22.460	+3.434	16:12:55.302
6	2:21.663	+2.637	16:15:16.965
7	2:20.865	+1.839	16:17:37.830
8	2:21.985	+2.959	16:19:59.815
9	2:25.652	+6.626	16:22:25.467
10	2:25.921	+6.895	16:24:51.388

Lap	Lap Tm	Diff	Time of Day
(33) Casper Nielsen			
1	55.653	-1:24.996	16:03:34.405
2	2:22.487	+1.838	16:05:56.892
3	2:20.649		16:08:17.541
4	2:23.934	+3.285	16:10:41.475
5	2:21.454	+0.805	16:13:02.929
6	2:22.094	+1.445	16:15:25.023
7	2:21.516	+0.867	16:17:46.539
8	2:21.242	+0.593	16:20:07.781
9	2:22.619	+1.970	16:22:30.400
10	2:24.761	+4.112	16:24:55.161

Lap	Lap Tm	Diff	Time of Day
(72) Maximilian Pleyer			
1	59.167	-1:20.472	16:03:37.985
2	2:26.651	+7.012	16:06:04.636
3	2:19.639		16:08:24.275
4	2:21.332	+1.693	16:10:45.607
5	2:22.007	+2.368	16:13:07.614
6	2:21.125	+1.486	16:15:28.739
7	2:20.833	+1.194	16:17:49.572
8	2:22.154	+2.515	16:20:11.726
9	2:21.676	+2.037	16:22:33.402
10	2:26.257	+6.618	16:24:59.659

Lap	Lap Tm	Diff	Time of Day
(28) Dorian-Gabor Schirocki			
1	59.177	-1:21.034	16:03:38.415
2	2:24.756	+4.545	16:06:03.171
3	2:20.211		16:08:23.382
4	2:20.345	+0.134	16:10:43.727

Lap	Lap Tm	Diff	Time of Day
5	2:23.269	+3.058	16:13:06.996
6	2:21.101	+0.890	16:15:28.097
7	2:23.186	+2.975	16:17:51.283
8	2:23.091	+2.880	16:20:14.374
9	2:22.143	+1.932	16:22:36.517
10	2:26.035	+5.824	16:25:02.552

Lap	Lap Tm	Diff	Time of Day
(102) Florian Badstuber			
1	54.762	-1:26.489	16:03:33.533
2	2:21.903	+0.652	16:05:55.436
3	2:21.251		16:08:16.687
4	2:25.227	+3.976	16:10:41.914
5	2:23.840	+2.589	16:13:05.754
6	2:21.568	+0.317	16:15:27.322
7	2:21.752	+0.501	16:17:49.074
8	2:24.934	+3.683	16:20:14.008
9	2:23.919	+2.668	16:22:37.927
10	2:26.815	+5.564	16:25:04.742

Lap	Lap Tm	Diff	Time of Day
(115) Sascha Wöllfl			
1	56.727	-1:25.436	16:03:35.805
2	2:22.163		16:05:57.968
3	2:22.925	+0.762	16:08:20.893
4	2:24.004	+1.841	16:10:44.897
5	2:24.874	+2.711	16:13:09.771
6	2:25.374	+3.211	16:15:35.145
7	2:24.579	+2.416	16:17:59.724
8	2:23.641	+1.478	16:20:23.365
9	2:24.736	+2.573	16:22:48.101
10	2:27.758	+5.595	16:25:15.859

Lap	Lap Tm	Diff	Time of Day
(70) Lev Smirnov			
1	1:03.819	-1:16.937	16:03:43.394
2	2:24.311	+3.555	16:06:07.705
3	2:23.308	+2.552	16:08:31.013
4	2:21.480	+0.724	16:10:52.493
5	2:24.632	+3.876	16:13:17.125
6	2:23.298	+2.542	16:15:40.423
7	2:20.756		16:18:01.179
8	2:29.712	+8.956	16:20:30.891
9	2:23.686	+2.930	16:22:54.577
10	2:25.167	+4.411	16:25:19.744

Lap	Lap Tm	Diff	Time of Day
(11) Fabian Strobel			
1	58.929	-1:22.487	16:03:37.765
2	2:26.562	+5.146	16:06:04.327
3	2:23.350	+1.934	16:08:27.677
4	2:24.057	+2.641	16:10:51.734
5	2:23.824	+2.408	16:13:15.558
6	2:21.416		16:15:36.974
7	2:22.172	+0.756	16:17:59.146
8	2:21.447	+0.031	16:20:20.593
9	2:45.589	+24.173	16:23:06.182
10	2:28.590	+7.174	16:25:34.772

Lap	Lap Tm	Diff	Time of Day
(68) Hampus Kahrle			
1	1:11.564	-1:12.215	16:03:51.197
2	2:29.194	+5.415	16:06:20.391
3	2:25.168	+1.389	16:08:45.559
4	2:24.150	+0.371	16:11:09.709
5	2:23.779		16:13:33.488
6	2:25.541	+1.762	16:15:59.029
7	2:27.302	+3.523	16:18:26.331
8	2:24.455	+0.676	16:20:50.786
9	2:25.929	+2.150	16:23:16.715
10	2:25.571	+1.792	16:25:42.286

Lap	Lap Tm	Diff	Time of Day
(95) Lukas Reichstein			
1	1:09.142	-1:14.938	16:03:48.335
2	2:24.080		16:06:12.415
3	2:24.458	+0.378	16:08:36.873
4	2:24.270	+0.190	16:11:01.143
5	2:26.171	+2.091	16:13:27.314
6	2:29.436	+5.356	16:15:56.750
7	2:27.975	+3.895	16:18:24.725
8	2:25.617	+1.537	16:20:50.342
9	2:28.545	+4.465	16:23:18.887
10	2:24.882	+0.802	16:25:43.769

Lap	Lap Tm	Diff	Time of Day
(5) Michael Meisel			
1	57.004	-1:29.308	16:03:35.571
2	2:26.312		16:06:01.883
3	2:28.143	+1.831	16:08:30.026
4	2:28.297	+1.985	16:10:58.323
5	2:27.806	+1.494	16:13:26.129
6	2:28.923	+2.611	16:15:55.052
7	2:28.782	+2.470	16:18:23.834
8	2:33.438	+7.126	16:20:57.272
9	2:29.557	+3.245	16:23:26.829
10	2:30.868	+4.556	16:25:57.697

Lap	Lap Tm	Diff	Time of Day
(196) Leon Armin Delekat			
1	1:24.784	-58.855	16:04:03.857
2	2:29.453	+5.814	16:06:33.310
3	2:31.455	+7.816	16:09:04.765
4	2:27.303	+3.664	16:11:32.068
5	2:25.969	+2.330	16:13:58.037
6	2:25.857	+2.218	16:16:23.894
7	2:25.159	+1.520	16:18:49.053
8	2:25.769	+2.130	16:21:14.822
9	2:23.639		16:23:38.461
10	2:24.163	+0.524	16:26:02.624

Lap	Lap Tm	Diff	Time of Day
(22) Julian Spretz			
1	1:12.328	-1:13.634	16:03:52.115
2	2:32.311	+6.349	16:06:24.426
3	2:28.339	+2.377	16:08:52.765
4	2:28.695	+2.733	16:11:21.460
5	2:26.459	+0.497	16:13:47.919
6	2:27.000	+1.038	16:16:14.919
7	2:28.432	+2.470	16:18:43.351
8	2:28.169	+2.207	16:21:11.520
9	2:27.745	+1.783	16:23:39.265
10	2:25.962		16:26:05.227

Lap	Lap Tm	Diff	Time of Day
(191) Lukas Prammer			
1	1:01.986	-1:21.927	16:03:40.940
2	2:25.037	+1.124	16:06:05.977
3	2:25.926	+2.013	16:08:31.903
4	2:24.218	+0.305	16:10:56.121
5	2:23.913		16:13:20.034
6	2:26.442	+2.529	16:15:46.476
7	2:44.960	+21.047	16:18:31.436
8	2:31.497	+7.584	16:21:02.933
9	2:33.852	+9.939	16:23:36.785
10	2:33.070	+9.157	16:26:09.855

Lap	Lap Tm	Diff	Time of Day
(39) Denis Mahmutovic			
1	1:07.821	-1:20.248	16:03:47.040
2	2:31.666	+3.597	16:06:18.706
3	2:32.880	+4.811	16:08:51.586
4	2:32.297	+4.228	16:11:23.883

Orbits 4

Timekeeping Tina Krlitschka:

Clerk of the course Christop Kunze:

Steward Olaf Noack:

Reg. Nr MX 06-10

Licensed to: Motorsport Events

Printed: 2010-04-17 16:50:54

posted at: h

Page 1/3

www.amb-it.com

www.mylaps.com



ADAC MX Masters Fürstlich Drehna 2010

MX Masters Junior Cup

Fürstlich Drehna 1,837 Km

Last Chance Race

2010-04-17 15:50

Race (15:00 and 2 Laps) started at 16:02:34

Lap	Lap Tm	Diff	Time of Day
5	2:30.918	+2.849	16:13:54.801
6	2:30.252	+2.183	16:16:25.053
7	2:29.814	+1.745	16:18:54.867
8	2:29.170	+1.101	16:21:24.037
9	2:28.069		16:23:52.106
10	2:28.737	+0.668	16:26:20.843

(25) Vadym Lubor			
Lap	Lap Tm	Diff	Time of Day
1	1:46.887	-37.996	16:04:26.253
2	2:24.977	+0.094	16:06:51.230
3	2:26.004	+1.121	16:09:17.234
4	2:26.566	+1.683	16:11:43.800
5	2:26.790	+1.907	16:14:10.590
6	2:24.883		16:16:35.473
7	2:26.309	+1.426	16:19:01.782
8	2:28.103	+3.220	16:21:29.885
9	2:26.218	+1.335	16:23:56.103
10	2:25.987	+1.104	16:26:22.090

(155) Antoni Castellano			
Lap	Lap Tm	Diff	Time of Day
1	1:10.339	-1:17.901	16:03:50.095
2	2:31.319	+3.079	16:06:21.414
3	2:28.240		16:08:49.654
4	2:30.562	+2.322	16:11:20.216
5	2:30.693	+2.453	16:13:50.909
6	2:30.893	+2.653	16:16:21.802
7	2:30.731	+2.491	16:18:52.533
8	2:29.868	+1.628	16:21:22.401
9	2:32.634	+4.394	16:23:55.035
10	2:32.628	+4.388	16:26:27.663

(110) Andre de Veer			
Lap	Lap Tm	Diff	Time of Day
1	1:15.163	-1:12.112	16:03:54.575
2	2:37.124	+9.849	16:06:31.699
3	2:34.791	+7.516	16:09:06.490
4	2:33.557	+6.282	16:11:40.047
5	2:31.839	+4.564	16:14:11.886
6	2:28.580	+1.305	16:16:40.466
7	2:27.275		16:19:07.741
8	2:28.977	+1.702	16:21:36.718
9	2:28.328	+1.053	16:24:05.046
10	2:29.593	+2.318	16:26:34.639

(44) Leon Ast			
Lap	Lap Tm	Diff	Time of Day
1	1:11.042	-1:17.664	16:03:50.515
2	2:33.918	+5.212	16:06:24.433
3	2:29.178	+0.472	16:08:53.611
4	2:43.293	+14.587	16:11:36.904
5	2:31.015	+2.309	16:14:07.919
6	2:29.203	+0.497	16:16:37.122
7	2:28.706		16:19:05.828
8	2:30.410	+1.704	16:21:36.238
9	2:30.938	+2.232	16:24:07.176
10	2:31.379	+2.673	16:26:38.555

(94) Philipp Zscharschuch			
Lap	Lap Tm	Diff	Time of Day
1	1:12.293	-1:18.822	16:03:51.489
2	2:34.948	+3.833	16:06:26.437
3	2:31.357	+0.242	16:08:57.794
4	2:31.315	+0.200	16:11:29.109
5	2:33.320	+2.205	16:14:02.429
6	2:31.115		16:16:33.544
7	2:31.139	+0.024	16:19:04.683
8	2:35.373	+4.258	16:21:40.056
9	2:34.656	+3.541	16:24:14.712
10	2:33.268	+2.153	16:26:47.980

(54) Clemens Neurauter			
Lap	Lap Tm	Diff	Time of Day
1	1:03.415	-1:26.607	16:03:42.577
2	2:30.022		16:06:12.599
3	2:31.298	+1.276	16:08:43.897
4	2:43.133	+13.111	16:11:27.030
5	2:34.823	+4.801	16:14:01.853
6	2:37.420	+7.398	16:16:39.273
7	2:36.821	+6.799	16:19:16.094
8	2:35.742	+5.720	16:21:51.836
9	2:39.517	+9.495	16:24:31.353
10	2:39.439	+9.417	16:27:10.792

(26) Dominik Bretschneider			
Lap	Lap Tm	Diff	Time of Day
1	1:10.638	-1:18.708	16:03:49.363
2	2:30.041	+0.695	16:06:19.404
3	2:32.293	+2.947	16:08:51.697
4	2:45.849	+16.503	16:11:37.546
5	2:45.356	+16.010	16:14:22.902
6	2:32.487	+3.141	16:16:55.389
7	2:33.328	+3.982	16:19:28.717
8	2:29.346		16:21:58.063
9	2:31.376	+2.030	16:24:29.439
10	2:49.014	+19.668	16:27:18.453

(135) Thomas Vermijl			
Lap	Lap Tm	Diff	Time of Day
1	1:01.934	-1:23.391	16:03:41.550
2	2:25.325		16:06:06.875
3	2:26.611	+1.286	16:08:33.486
4	2:52.468	+27.143	16:11:25.954
5	2:34.850	+9.525	16:14:00.804
6	2:39.974	+14.649	16:16:40.778
7	2:37.849	+12.524	16:19:18.627
8	2:38.791	+13.466	16:21:57.418
9	2:39.555	+14.230	16:24:36.973

(97) Joey Rock			
Lap	Lap Tm	Diff	Time of Day
1	1:21.019	-1:12.034	16:04:00.944
2	2:37.851	+4.798	16:06:38.345
3	2:35.147	+2.094	16:09:13.492
4	2:35.430	+2.377	16:11:48.922
5	2:33.372	+0.319	16:14:22.294
6	2:34.068	+1.015	16:16:56.362
7	2:37.109	+4.056	16:19:33.471
8	2:33.053		16:22:06.524
9	2:36.566	+3.513	16:24:43.090

(66) Ben Philipp			
Lap	Lap Tm	Diff	Time of Day
1	1:09.955	-1:24.869	16:03:48.896
2	2:35.135	+0.311	16:06:24.031
3	2:40.492	+5.668	16:09:04.523
4	2:38.127	+3.303	16:11:42.650
5	2:38.927	+4.103	16:14:21.577
6	2:35.686	+0.862	16:16:57.263
7	2:35.556	+0.732	16:19:32.819
8	2:35.962	+1.138	16:22:08.781
9	2:34.824		16:24:43.605

(8) Marius Plomer			
Lap	Lap Tm	Diff	Time of Day
1	1:10.097	-1:23.173	16:03:53.762
2	2:36.199	+2.929	16:06:29.961
3	2:50.422	+17.152	16:09:20.383
4	2:33.348	+0.078	16:11:53.731
5	2:37.781	+4.511	16:14:31.512
6	2:33.270		16:17:04.782
7	2:34.666	+1.396	16:19:39.448

Lap	Lap Tm	Diff	Time of Day
8	2:33.775	+0.505	16:22:13.223
9	2:36.812	+3.542	16:24:50.035

(108) Christian Blessing			
Lap	Lap Tm	Diff	Time of Day
1	1:13.791	-1:21.400	16:03:53.311
2	2:38.031	+2.840	16:06:31.342
3	2:37.562	+2.371	16:09:08.904
4	2:37.125	+1.934	16:11:46.029
5	2:39.607	+4.416	16:14:25.636
6	2:36.036	+0.845	16:17:01.672
7	2:36.742	+1.551	16:19:38.414
8	2:37.794	+2.603	16:22:16.208
9	2:35.191		16:24:51.399

(229) Markus Rolny			
Lap	Lap Tm	Diff	Time of Day
1	1:19.298	-1:06.991	16:03:58.494
2	2:32.350	+6.061	16:06:30.844
3	2:26.289		16:08:57.133
4	2:30.279	+3.990	16:11:27.412
5	2:56.755	+30.466	16:14:24.167
6	2:54.075	+27.786	16:17:18.242
7	2:30.901	+4.612	16:19:49.143
8	2:33.690	+7.401	16:22:22.833
9	2:28.802	+2.513	16:24:51.635

(201) Lars Sadtler			
Lap	Lap Tm	Diff	Time of Day
1	1:01.256	-1:29.518	16:03:40.079
2	2:30.774		16:06:10.853
3	2:31.330	+0.556	16:08:42.183
4	2:30.948	+0.174	16:11:13.131
5	2:30.898	+0.124	16:13:44.029
6	2:33.391	+2.617	16:16:17.420
7	2:33.052	+2.278	16:18:50.472
8	3:01.694	+30.920	16:21:52.166
9	3:02.384	+31.610	16:24:54.550

(77) Adrian Panyr			
Lap	Lap Tm	Diff	Time of Day
1	1:19.826	-1:14.757	16:03:58.899
2	2:36.867	+2.284	16:06:35.766
3	2:34.583		16:09:10.349
4	2:36.293	+1.710	16:11:46.642
5	2:41.203	+6.620	16:14:27.845
6	2:37.947	+3.364	16:17:05.792
7	2:35.316	+0.733	16:19:41.108
8	2:37.708	+3.125	16:22:18.816
9	2:38.248	+3.665	16:24:57.064

(397) Stefan Badstuber			
Lap	Lap Tm	Diff	Time of Day
1	1:15.456	-1:18.100	16:03:55.391
2	2:37.522	+3.966	16:06:32.913
3	2:48.912	+15.356	16:09:21.825
4	2:33.556		16:11:55.381
5	2:37.310	+3.754	16:14:32.691
6	2:36.252	+2.696	16:17:08.943
7	2:41.461	+7.905	16:19:50.404
8	2:42.737	+9.181	16:22:33.141
9	2:47.081	+13.525	16:25:20.222

(298) Mika van Weert			
Lap	Lap Tm	Diff	Time of Day
1	1:47.286	-48.775	16:04:26.366
2	3:39.195	+1:03.134	16:08:05.561
3	2:36.235	+0.174	16:10:41.796
4	2:37.411	+1.350	16:13:19.207
5	2:37.236	+1.175	16:15:56.443
6	2:37.022	+0.961	16:18:33.465
7	2:36.061		16:21:09.526

Orbits 4

Timekeeping Tina Krlitschka:

Clerk of the course Christop Kunze:

Steward Olaf Noack:

Reg. Nr MX 06-10

Licensed to: Motorsport Events

Printed: 2010-04-17 16:50:54

posted at: h

Page 2/3

Int. ADAC MX MASTERS Fürstlich Drehna 17.-18. April 2010
Class 3 MX-Junior-Cup
Tracklength: 1.837 m
Startgrid MX-Junior-Cup 1st and 2nd Heat
Start-Time: 18th of April 11h30 / 14h45

Pos.	No.	Name	FNM	Nat./Hometown	Trademark	Entrant / Team
1	29	Jacobi, Henry	DMSB	GER-Bad Sulza	KTM	DMSB-KTM-Kosak-MX-Junior Team
2	1	van Doninck, Brent	FMB	BEL-herentals	KTM	KTM OOSTENRIJK
3	23	Borchert, Marten	DMSB	GER-kölln-reisiek	KTM	DMSB KTM Kosak MX Junior Team
4	48	Voytsitsky, Rostyslav	FMU	UKR-Krasne	KTM	
5	129	Nijenhuis, Luca	KNMV	NED-Heerde	YAMAHA	Gebben Motoren
6	216	Olsen, Thomas Kjer	DMU	DEN-Sønderborg	SUZUKI	
7	63	Roosiorg, Henri	EMF	EST-Tartu	KTM	
8	301	Robben Jr., Appy	MUL	NED-OISTERWIJK	SUZUKI	Appy's Cross Shop
9	198	Vaessen, Bas	KNMV	NED-Swalmen	KTM	
10	89	Kordbarlag, Mika	DMSB	GER-Schloß Holte - Stuken	SUZUKI	TEAM RACE DIRECT WEHRMANN
11	74	Heylen, Yannick	FMB	BEL-Zemst	SUZUKI	
12	117	Falden, Joachim	FFM	DEN-Sevrier	YAMAHA	
13	57	Nilsson, Felix	SVEMO	SWE-veberod	SUZUKI	
14	13	Höhr, Louis	DMSB	GER-Stockelsdorf	KTM	BvZ Racing Team
15	208	Gole, Anton	SVEMO	SWE-Lindome	HONDA	
16	166	Appelqvist, Erik	SVEMO	SWE-Kode	YAMAHA	
17	318	Houzet, Dan	FFM	FRA-volgre	KTM	
18	251	Guryev, Artyom	MFR	RUS-Belgorod	SUZUKI	
19	88	Wittlerbäumer, Tilo	DMSB	GER-Rüdersdorf	SUZUKI	ADAC Berlin-Brandenburg e.V.
20	37	Asmanov, Dmytro	FMU	UKR-Kiev	SUZUKI	
21	84	van de Mierden, Sven	KNMV	NED-DOMMELEN, NL	SUZUKI	JONG-FORCE RACING
22	315	Ecca, Gianluca	DMSB	GER-Alpen	SUZUKI	
23	21	Hoffmann, Felix	DMSB	GER-Freinsheim	KTM	
24	31	Fleissig, Marco	DMSB	GER-Dietenheim	SUZUKI	TKM Steuck Suzuki
25	195	Grobben, Cedric	FMB	BEL-opglabbeek	YAMAHA	gto
26	841	Stange, Niklas	DMSB	GER-Schmilau	SUZUKI	Castrol Power 1 Moto-Web
27	38	Martens, Daymond	FMB	BEL-Macon	KTM	
28	131	Hellrigl, Florian	OeAMTC	AUT-Telfs	KAWASAKI	
29	314	Schrempf, Maximilian	OeAMTC	AUT-Ramsau am Dachsteir	KAWASAKI	GRENN Waldmeister Limonade
30	43	Andersson, William	SVEMO	SWE-HUSKVARNA	KTM	
31	171	Gouwenberg, Koen	KNMV	NED-Julianadorp	KTM	MX Team Akersloot
32	101	Friedrich, Mickael	FFM	FRA-DRUSENHEIM	YAMAHA	
33	52	Meier, Glen	DMU	DEN-trige	YAMAHA	4racing
34	127	Stucken, Lukas	OeAMTC	AUT-Sautens	KTM	MSC Rietz
35	156	van Nobelen, Jordi	KNMV	NED-Noordwijkerhout	KAWASAKI	Rabbit Racing
36	71	Kicka, Daniel	ACCR	CZE-Tábor	KTM	
37	173	van Kasteren, Mike	KNMV	NED-SCHIJNDEL	KTM	KTM LV Motors
38	33	Nielsen, Casper	DMU	DEN-Galten	KTM	
39	72	Pleyer, Maximilian	DMSB	GER-Ober-Ramstadt	KTM	Team SM Sport
40	28	Schirocki, Dorian-Gabor	DMSB	GER-Geisenfeld	KTM	KTM Kosak-Racing
Reserve						
1	102	Badstuber, Florian	DMSB	GER-Wettstetten/ Ingolstad	KTM	
2	70	Smirnov, Lev	MFR	RUS-Vokzalnayastr 60	KTM	KTM Kosak Racing

Announcements: These results are provisional until the conclusion of any judicial and technical matters

Clerk of the course Christoph Kunze:

Jury President Olaf Noack:

Timekeeping Tina Krlitschka:



Posted at: h

Printed: 17.04.2010 17:14



ADAC MX Masters Fürstlich Drehna 2010

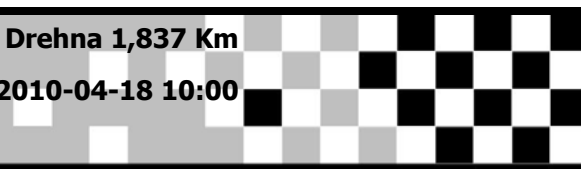
MX Masters Junior Cup

Fürstlich Drehna 1,837 Km

Warm up

2010-04-18 10:00

Practice (15:00 Time) started at 9:59:38



Pos	No.	Name	FNM	Nat./Hometown	Trademark	Entrant/Team	Laps	Best Tm	Diff In Lap	km/h	
1	29	Henry Jacobi	DMSB	GER-Bad Sulza	KTM	DMSB-KTM-Kosak-MX-Junior Team	6	1:57.982	4	56,053	
2	1	Brent van Doninck	FMB	BEL-herentals	KTM	KTM OOSTENRIJK	6	1:59.559	1.577	5	55,313
3	23	Marten Borchert	DMSB	GER-kölln-reisiek	KTM	DMSB KTM Kosak MX Junior Team	5	2:00.257	2.275	3	54,992
4	129	Luca Nijenhuis	KNMV	NED-Heerde	YAMAHA	Gebben Motoren	4	2:01.044	3.062	2	54,635
5	117	Joachim Falden	FFM	DEN-Sevrier	YAMAHA		7	2:01.341	3.359	5	54,501
6	48	Rostyslav Voytsitskyy	FMU	UKR-Krasne	KTM		6	2:01.530	3.548	4	54,416
7	38	Daymond Martens	FMB	BEL-Macon	KTM		7	2:02.005	4.023	6	54,204
8	318	Dan Houzet	FFM	FRA-volgre	KTM		6	2:02.070	4.088	4	54,175
9	198	Bas Vaessen	KNMV	NED-Swalmen	KTM		7	2:02.559	4.577	5	53,959
10	63	Henri Roosiorg	EMF	EST-Tartu	KTM		5	2:02.919	4.937	4	53,801
11	84	Sven van de Mierden	KNMV	NED-DOMMELEN, NL	SUZUKI	JONG-FORCE RACING	6	2:02.957	4.975	4	53,785
12	251	Artyom Guryev	MFR	RUS-Belgorod	SUZUKI		6	2:03.007	5.025	5	53,763
13	216	Thomas Kjer Olsen	DMU	DEN-Sønderborg	SUZUKI		6	2:03.019	5.037	6	53,758
14	301	Appy Robben Jr.	MUL	NED-OISTERWIJK	SUZUKI	Appy's Cross Shop	6	2:03.398	5.416	5	53,592
15	28	Dorian-Gabor Schiroc	DMSB	GER-Geisenfeld	KTM	KTM Kosak-Racing	7	2:03.511	5.529	6	53,543
16	89	Mika Kordbarlag	DMSB	GER-Schloß Holte - Stuk	SUZUKI	TEAM RACE DIRECT WEHRMANN	7	2:03.593	5.611	7	53,508
17	315	Gianluca Ecça	DMSB	GER-Alpen	SUZUKI		7	2:03.882	5.900	6	53,383
18	166	Erik Appelqvist	SVEMO	SWE-Kode	YAMAHA		8	2:04.012	6.030	7	53,327
19	74	Yannick Heylen	FMB	BEL-Zemst	SUZUKI		6	2:04.090	6.108	3	53,294
20	171	Koen Gouwenberg	KNMV	NED-Julianadorp	KTM	MX Team Akersloot	7	2:04.146	6.164	5	53,270
21	13	Louis Höhr	DMSB	GER-Stockelsdorf	KTM	BvZ Racing Team	6	2:04.184	6.202	6	53,253
22	43	William Andersson	SVEMO	SWE-HUSKVARNA	KTM		7	2:04.334	6.352	5	53,189
23	195	Cedric Grobber	FMB	BEL-opglabbeek	YAMAHA	gto	7	2:04.407	6.425	4	53,158
24	37	Dmytro Asmanov	FMU	UKR-Kiev	SUZUKI		6	2:04.859	6.877	4	52,965
25	88	Tilo Wittlerbäumer	DMSB	GER-Rüdersdorf	SUZUKI	ADAC Berlin-Brandenburg e.V.	6	2:05.467	7.485	4	52,709
26	156	Jordi van Nobelen	KNMV	NED-Noordwijkerhout	KAWASAKI	Rabbit Racing	7	2:05.665	7.683	2	52,626
27	841	Niklas Stange	DMSB	GER-Schmilau	SUZUKI	Castrol Power 1 Moto-Web	5	2:05.785	7.803	4	52,575
28	21	Felix Hoffmann	DMSB	GER-Freinsheim	KTM		6	2:05.874	7.892	4	52,538
29	101	Mickael Friedrich	FFM	FRA-DRUSENHEIM	YAMAHA		4	2:06.900	8.918	3	52,113
30	31	Marco Fleissig	DMSB	GER-Dietenheim	SUZUKI	TKM Steuck Suzuki	6	2:07.007	9.025	4	52,070
31	314	Maximilian Schrempf	OeAMT	AUT-Ramsau am Dachst	KAWASAKI	GRENN Waldmeister Limonade	6	2:07.111	9.129	5	52,027
32	131	Florian Hellrigl	OeAMT	AUT-Telfs	KAWASAKI		7	2:07.243	9.261	2	51,973
33	33	Casper Nielsen	DMU	DEN-Galten	KTM		6	2:07.933	9.951	6	51,693
34	127	Lukas Stucken	OeAMT	AUT-Sautens	KTM	MSC Rietz	7	2:08.272	10.290	3	51,556
35	71	Daniel Kicka	ACCR	CZE-Tábor	KTM		6	2:08.584	10.602	4	51,431
36	52	Glen Meier	DMU	DEN-trige	YAMAHA	4racing	6	2:09.319	11.337	4	51,139
37	70	Lev Smirnov	MFR	RUS-Vokzalnayastr 60	KTM	KTM Kosak Racing	5	2:11.570	13.588	4	50,264
38	173	Mike van Kasteren	KNMV	NED-SCHIJNDEL	KTM	KTM LV Motors	4	2:11.588	13.606	4	50,257
39	72	Maximilian Pleyer	DMSB	GER-Ober-Ramstadt	KTM	Team SM Sport	6	2:11.697	13.715	4	50,215
40	102	Florian Badstuber	DMSB	GER-Wettstetten/ Ingols	KTM		4	2:15.675	17.693	3	48,743
41	208	Anton Gole	SVEMO	SWE-Lindome	HONDA		1	2:20.452	22.470	1	47,085
42	57	Felix Nilsson	SVEMO	SWE-veberod	SUZUKI					0	-

Orbits 4

Timekeeping Tina Krlitschka:

Clerk of the course Christop Kunze:

www.amb-it.com

www.mylaps.com

Steward Olaf Noack:

Reg. Nr MX 06-10

Licensed to: Motorsport Events

Printed: 2010-04-18 10:18:30

posted at: h



ADAC MX Masters Fürstlich Drehna 2010

MX Masters Junior Cup

Fürstlich Drehna 1,837 Km

Warm up

2010-04-18 10:00

Practice (15:00 Time) started at 9:59:38

Lap	Lap Tm	Diff	Time of Day
(29) Henry Jacobi			
1	2:13.264	+15.282	10:03:41.788
2	2:05.578	+7.596	10:05:47.366
3	2:07.973	+9.991	10:07:55.339
4	1:57.982		10:09:53.321
5	4:43.275	+2:45.293	10:14:36.596
6	2:00.674	+2.692	10:16:37.270

(1) Brent van Doninck			
1	2:10.692	+11.133	10:03:42.736
2	2:06.644	+7.085	10:05:49.380
3	2:06.899	+7.340	10:07:56.279
4	3:19.586	+1:20.027	10:11:15.865
5	1:59.559		10:13:15.424
6	2:09.217	+9.658	10:15:24.641

(23) Marten Borchert			
1	2:19.933	+19.676	10:03:58.032
2	2:12.091	+11.834	10:06:10.123
3	2:00.257		10:08:10.380
4	5:29.208	+3:28.951	10:13:39.588
5	2:13.726	+13.469	10:15:53.314

(129) Luca Nijenhuis			
1	2:19.027	+17.983	10:04:01.322
2	2:01.044		10:06:02.366
3	2:01.794	+0.750	10:08:04.160
4	4:04.382	+2:03.338	10:12:08.542

(117) Joachim Falden			
1	2:10.987	+9.646	10:02:27.005
2	2:03.637	+2.296	10:04:30.642
3	2:01.719	+0.378	10:06:32.361
4	2:02.809	+1.468	10:08:35.170
5	2:01.341		10:10:36.511
6	2:01.961	+0.620	10:12:38.472
7	2:35.230	+33.889	10:15:13.702

(48) Rostyslav Voytitsky			
1	2:05.198	+3.668	10:01:50.480
2	2:20.661	+19.131	10:04:11.141
3	2:04.159	+2.629	10:06:15.300
4	2:01.530		10:08:16.830
5	6:15.411	+4:13.881	10:14:32.241
6	2:02.166	+0.636	10:16:34.407

(38) Daymond Martens			
1	2:16.542	+14.537	10:02:31.965
2	2:08.156	+6.151	10:04:40.121
3	2:04.994	+2.989	10:06:45.115
4	2:03.375	+1.370	10:08:48.490
5	3:51.698	+1:49.693	10:12:40.188
6	2:02.005		10:14:42.193
7	2:09.700	+7.695	10:16:51.893

(318) Dan Houzet			
1	2:19.858	+17.788	10:03:34.850
2	2:10.917	+8.847	10:05:45.767
3	2:03.139	+1.069	10:07:48.906
4	2:02.070		10:09:50.976
5	3:43.296	+1:41.226	10:13:34.272
6	2:44.328	+42.258	10:16:18.600

(198) Bas Vaessen			
1	2:09.462	+6.903	10:02:51.863

2	2:05.876	+3.317	10:04:57.739
3	2:06.184	+3.625	10:07:03.923
4	2:03.498	+0.939	10:09:07.421
5	2:02.559		10:11:09.980
6	2:03.267	+0.708	10:13:13.247
7	2:03.034	+0.475	10:15:16.281

(63) Henri Roosior			
1	2:17.469	+14.550	10:03:25.741
2	2:06.181	+3.262	10:05:31.922
3	3:04.644	+1:01.725	10:08:36.566
4	2:02.919		10:10:39.485
5	2:03.508	+0.589	10:12:42.993

(84) Sven van de Mierden			
1	2:18.332	+15.375	10:03:25.185
2	2:11.526	+8.569	10:05:36.711
3	2:04.647	+1.690	10:07:41.358
4	2:02.957		10:09:44.315
5	3:07.745	+1:04.788	10:12:52.060
6	2:18.728	+15.771	10:15:10.788

(251) Artyom Guryev			
1	2:19.265	+16.258	10:02:15.495
2	2:10.754	+7.747	10:04:26.249
3	2:04.690	+1.683	10:06:30.939
4	2:14.051	+11.044	10:08:44.990
5	2:03.007		10:10:47.997
6	5:32.384	+3:29.377	10:16:20.381

(216) Thomas Kjer Olsen			
1	2:18.905	+15.886	10:02:50.762
2	2:05.094	+2.075	10:04:55.856
3	2:05.081	+2.062	10:07:00.937
4	3:53.347	+1:50.328	10:10:54.284
5	2:03.995	+0.976	10:12:58.279
6	2:03.019		10:15:01.298

(301) Appy Robben Jr.			
1	2:23.686	+20.288	10:04:06.971
2	2:17.529	+14.131	10:06:24.500
3	2:05.860	+2.462	10:08:30.360
4	2:15.537	+12.139	10:10:45.897
5	2:03.398		10:12:49.295
6	3:24.186	+1:20.788	10:16:13.481

(28) Dorian-Gabor Schirocki			
1	2:32.696	+29.185	10:03:37.445
2	2:09.246	+5.735	10:05:46.691
3	2:14.506	+10.995	10:08:01.197
4	2:14.929	+11.418	10:10:16.126
5	2:08.866	+5.355	10:12:24.992
6	2:03.511		10:14:28.503
7	2:19.092	+15.581	10:16:47.595

(89) Mika Kordbarlag			
1	2:13.056	+9.463	10:03:10.300
2	2:11.934	+8.341	10:05:22.234
3	2:04.672	+1.079	10:07:26.906
4	2:07.258	+3.665	10:09:34.164
5	2:43.343	+39.750	10:12:17.507
6	2:06.174	+2.581	10:14:23.681
7	2:03.593		10:16:27.274

(315) Gianluca Eccla			
1	2:21.517	+17.635	10:02:43.426

2	2:07.495	+3.613	10:04:50.921
3	2:07.422	+3.540	10:06:58.343
4	3:24.381	+1:20.499	10:10:22.724
5	2:04.441	+0.559	10:12:27.165
6	2:03.882		10:14:31.047
7	2:13.923	+10.041	10:16:44.970

(166) Erik Appelqvist			
1	2:20.013	+16.001	10:02:02.918
2	2:07.676	+3.664	10:04:10.594
3	2:08.153	+4.141	10:06:18.747
4	2:04.015	+0.003	10:08:22.762
5	2:09.610	+5.598	10:10:32.372
6	2:04.244	+0.232	10:12:36.616
7	2:04.012		10:14:40.628
8	2:04.414	+0.402	10:16:45.042

(74) Yannick Heylen			
1	2:35.488	+31.398	10:03:55.243
2	2:04.457	+0.367	10:05:59.700
3	2:04.090		10:08:03.790
4	2:06.264	+2.174	10:10:10.054
5	2:10.829	+6.739	10:12:20.883
6	4:16.012	+2:11.922	10:16:36.895

(171) Koen Gouwenberg			
1	2:16.627	+12.481	10:02:45.117
2	2:09.045	+4.899	10:04:54.162
3	2:14.115	+9.969	10:07:08.277
4	2:06.080	+1.934	10:09:14.357
5	2:04.146		10:11:18.503
6	2:09.505	+5.359	10:13:28.008
7	2:32.001	+27.855	10:16:00.009

(13) Louis Höhr			
1	2:31.996	+27.812	10:03:33.206
2	2:11.837	+7.653	10:05:45.043
3	2:11.959	+7.775	10:07:57.002
4	4:18.920	+2:14.736	10:12:15.922
5	2:05.920	+1.736	10:14:21.842
6	2:04.184		10:16:26.026

(43) William Andersson			
1	2:22.516	+18.182	10:02:27.558
2	2:07.527	+3.193	10:04:35.085
3	2:05.238	+0.904	10:06:40.323
4	2:05.236	+0.902	10:08:45.559
5	2:04.334		10:10:49.893
6	2:05.192	+0.858	10:12:55.085
7	2:10.245	+5.911	10:15:05.330

(195) Cedric Grobden			
1	2:16.815	+12.408	10:03:08.296
2	2:10.222	+5.815	10:05:18.518
3	2:07.528	+3.121	10:07:26.046
4	2:04.407		10:09:30.453
5	2:04.611	+0.204	10:11:35.064
6	2:22.229	+17.822	10:13:57.293
7	2:05.448	+1.041	10:16:02.741

(37) Dmytro Asmanov			
1	3:25.295	+1:20.436	10:04:08.531
2	2:08.335	+3.476	10:06:16.866
3	2:05.522	+0.663	10:08:22.388
4	2:04.859		10:10:27.247
5	2:06.192	+1.333	10:12:33.439

Orbits 4

Timekeeping Tina Krlitschka:

Krlitschka

Clerk of the course Christop Kunze:

Steward Olaf Noack:

Reg. Nr MX 06-10

Licensed to: Motorsport Events

Printed: 2010-04-18 10:19:14

posted at: h



ADAC MX Masters Fürstlich Drehna 2010

MX Masters Junior Cup

Fürstlich Drehna 1,837 Km

Warm up

2010-04-18 10:00

Practice (15:00 Time) started at 9:59:38

Lap	Lap Tm	Diff	Time of Day
6	3:38.368	+1:33.509	10:16:11.807

(88) Tilo Witterlbäumer

1	2:19.014	+13.547	10:03:04.546
2	2:07.567	+2.100	10:05:12.113
3	2:05.860	+0.393	10:07:17.973
4	2:05.467		10:09:23.440
5	2:07.318	+1.851	10:11:30.758
6	3:20.666	+1:15.199	10:14:51.424

(156) Jordi van Nobelen

1	2:13.758	+8.093	10:02:54.498
2	2:05.665		10:05:00.163
3	2:06.028	+0.363	10:07:06.191
4	2:08.823	+3.158	10:09:15.014
5	2:13.000	+7.335	10:11:28.014
6	2:22.786	+17.121	10:13:50.800
7	2:14.268	+8.603	10:16:05.068

(841) Niklas Stange

1	2:25.859	+20.074	10:03:45.580
2	2:12.027	+6.242	10:05:57.607
3	2:34.892	+29.107	10:08:32.499
4	2:05.785		10:10:38.284
5	4:09.541	+2:03.756	10:14:47.825

(21) Felix Hoffmann

1	2:24.479	+18.605	10:02:34.977
2	2:09.257	+3.383	10:04:44.234
3	2:06.585	+0.711	10:06:50.819
4	2:05.874		10:08:56.693
5	2:06.313	+0.439	10:11:03.006
6	4:22.769	+2:16.895	10:15:25.775

(101) Mickael Friedrich

1	2:18.622	+11.722	10:02:13.797
2	2:09.711	+2.811	10:04:23.508
3	2:06.900		10:06:30.408
4	9:50.408	+7:43.508	10:16:20.816

(31) Marco Fleissig

1	2:27.246	+20.239	10:03:01.578
2	2:38.934	+31.927	10:05:40.512
3	3:37.974	+1:30.967	10:09:18.486
4	2:07.007		10:11:25.493
5	2:35.020	+28.013	10:14:00.513
6	2:33.619	+26.612	10:16:34.132

(314) Maximilian Schrempf

1	2:22.430	+15.319	10:02:39.850
2	2:09.092	+1.981	10:04:48.942
3	2:07.614	+0.503	10:06:56.556
4	4:01.414	+1:54.303	10:10:57.970
5	2:07.111		10:13:05.081
6	2:08.305	+1.194	10:15:13.386

(131) Florian Hellrigl

1	2:20.566	+13.323	10:02:40.269
2	2:07.243		10:04:47.512
3	2:09.818	+2.575	10:06:57.330
4	2:12.885	+5.642	10:09:10.215
5	2:59.565	+52.322	10:12:09.780
6	2:18.297	+11.054	10:14:28.077
7	3:02.584	+55.341	10:17:30.661

(33) Casper Nielsen

--	--	--	--

Lap	Lap Tm	Diff	Time of Day
1	2:21.397	+13.464	10:03:38.512
2	2:10.617	+2.684	10:05:49.129
3	3:53.794	+1:45.861	10:09:42.923
4	2:08.510	+0.577	10:11:51.433
5	2:18.574	+10.641	10:14:10.007
6	2:07.933		10:16:17.940

(127) Lukas Stucken

1	2:19.740	+11.468	10:03:07.657
2	2:08.911	+0.639	10:05:16.568
3	2:08.272		10:07:24.840
4	2:14.274	+6.002	10:09:39.114
5	2:12.863	+4.591	10:11:51.977
6	2:18.836	+10.564	10:14:10.813
7	2:16.972	+8.700	10:16:27.785

(71) Daniel Kicka

1	2:19.449	+10.865	10:03:18.626
2	2:12.791	+4.207	10:05:31.417
3	2:11.084	+2.500	10:07:42.501
4	2:08.584		10:09:51.085
5	2:13.062	+4.478	10:12:04.147
6	3:00.656	+52.072	10:15:04.803

(52) Glen Meier

1	2:21.739	+12.420	10:03:49.497
2	2:11.985	+2.666	10:06:01.482
3	2:10.212	+0.893	10:08:11.694
4	2:09.319		10:10:21.013
5	2:09.382	+0.063	10:12:30.395
6	3:32.160	+1:22.841	10:16:02.555

(70) Lev Smirnov

1	2:18.902	+7.332	10:03:51.198
2	3:01.704	+50.134	10:06:52.902
3	3:41.245	+1:29.675	10:10:34.147
4	2:11.570		10:12:45.717
5	2:15.587	+4.017	10:15:01.304

(173) Mike van Kasteren

1	2:26.534	+14.946	10:02:58.743
2	7:53.421	+5:41.833	10:10:52.164
3	2:12.181	+0.593	10:13:04.345
4	2:11.588		10:15:15.933

(72) Maximilian Pleyer

1	2:32.162	+20.465	10:03:22.514
2	2:21.528	+9.831	10:05:44.042
3	2:15.708	+4.011	10:07:59.750
4	2:11.697		10:10:11.447
5	2:33.044	+21.347	10:12:44.491
6	2:28.613	+16.916	10:15:13.104

(102) Florian Badstuber

1	2:25.968	+10.293	10:03:17.956
2	2:17.446	+1.771	10:05:35.402
3	2:15.675		10:07:51.077
4	2:17.095	+1.420	10:10:08.172

(208) Anton Gole

1	2:20.452		10:02:04.015
---	----------	--	--------------

Krlitschka



ADAC MX Masters Fürstlich Drehna 2010

MX Masters Junior Cup

Fürstlich Drehna 1,837 Km

1. Race

2010-04-18 11:30

Race (20:00 and 2 Laps) started at 11:31:44

Pos	No.	Name	FNM	Nat./Hometown	Trademark	Entrant/Team	Laps	Total Tm	Diff	Best Tm	1 Lap	Points
1	29	Henry Jacobi	DMSB	GER-Bad Sulza	KTM	DMSB-KTM-Kosak-MX-Junior	13	25:47.139		2:01.726	2	25
2	129	Luca Nijenhuis	KNMV	NED-Heerde	YAMAHA	Gebben Motoren	13	25:49.351	2.212	2:03.139	2	22
3	23	Marten Borchert	DMSB	GER-kölln-reisiek	KTM	DMSB KTM Kosak MX Junior	13	26:06.146	19.007	2:02.183	4	20
4	1	Brent van Doninck	FMB	BEL-herentals	KTM	KTM OOSTENRIJK	13	26:22.794	35.655	2:03.999	2	18
5	198	Bas Vaessen	KNMV	NED-Swalmen	KTM		13	26:50.660	1:03.521	2:06.631	5	16
6	48	Rostyslav Voytsitsky	FMU	UKR-Krasne	KTM		13	26:54.275	1:07.136	2:06.882	7	15
7	216	Thomas Kjer Olsen	DMU	DEN-Sønderborg	SUZUKI		13	26:56.914	1:09.775	2:07.932	3	14
8	301	Appy Robben Jr.	MUL	NED-OISTERWIJK	SUZUKI	Appy's Cross Shop	13	27:01.998	1:14.859	2:08.367	4	13
9	318	Dan Houzet	FFM	FRA-volgre	KTM		13	27:12.553	1:25.414	2:07.838	4	12
10	13	Louis Höhr	DMSB	GER-Stockelsdorf	KTM	BvZ Racing Team	13	27:15.780	1:28.641	2:09.711	4	11
11	38	Raymond Martens	FMB	BEL-Macon	KTM		13	27:15.979	1:28.840	2:09.655	10	10
12	117	Joachim Falden	FFM	DEN-Sevriar	YAMAHA		13	27:20.748	1:33.609	2:08.158	5	9
13	156	Jordi van Nobelen	KNMV	NED-Noordwijkerhout	KAWASAKI	Rabbit Racing	13	27:21.542	1:34.403	2:09.611	3	8
14	84	Sven van de Mierder	KNMV	NED-DOMMELEN, NL	SUZUKI	JONG-FORCE RACING	13	27:22.289	1:35.150	2:07.897	4	7
15	21	Felix Hoffmann	DMSB	GER-Freinsheim	KTM		13	27:23.710	1:36.571	2:10.116	4	6
16	195	Cedric Grobбен	FMB	BEL-opglabbeek	YAMAHA	gto	13	27:35.099	1:47.960	2:08.892	4	5
17	89	Mika Kordbarlag	DMSB	GER-Schloß Holte - St	SUZUKI	TEAM RACE DIRECT WEHRM.	13	27:37.005	1:49.866	2:09.376	7	4
18	28	Dorian-Gabor Schiro	DMSB	GER-Geisenfeld	KTM	KTM Kosak-Racing	13	27:41.412	1:54.273	2:11.078	8	3
19	37	Dmytro Asmanov	FMU	UKR-Kiev	SUZUKI		13	27:43.508	1:56.369	2:10.556	5	2
20	315	Gianluca Ecса	DMSB	GER-Alpen	SUZUKI		13	27:43.508	1:56.369	2:09.972	5	1
21	57	Felix Nilsson	SVEMO	SWE-veberod	SUZUKI		13	27:55.569	2:08.430	2:10.868	4	0
22	88	Tilo Wittlerbäumer	DMSB	GER-Rüdersdorf	SUZUKI	ADAC Berlin-Brandenburg e.V	13	27:57.215	2:10.076	2:11.648	6	0
23	74	Yannick Heylen	FMB	BEL-Zemst	SUZUKI		13	27:59.003	2:11.864	2:09.449	3	0
24	63	Henri Roosiorг	EMF	EST-Tartu	KTM		12	25:48.039	1 Lap	2:09.450	10	0
25	52	Glen Meier	DMU	DEN-trige	YAMAHA	4racing	12	25:53.280	1 Lap	2:12.136	4	0
26	166	Erik Appelqvist	SVEMO	SWE-Kode	YAMAHA		12	25:56.452	1 Lap	2:10.795	5	0
27	314	Maximilian Schremp	OeAMTC	AUT-Ramsau am Dach	KAWASAKI	GRENN Waldmeister Limonad	12	25:57.460	1 Lap	2:13.429	3	0
28	72	Maximilian Pleyer	DMSB	GER-Ober-Ramstadt	KTM	Team SM Sport	12	26:01.071	1 Lap	2:12.529	6	0
29	131	Florian Hellrigl	OeAMTC	AUT-Telfs	KAWASAKI		12	26:04.423	1 Lap	2:12.712	7	0
30	127	Lukas Stucken	OeAMTC	AUT-Sautens	KTM	MSC Rietz	12	26:21.921	1 Lap	2:15.898	3	0
31	171	Koen Gouwenberg	KNMV	NED-Julianadorp	KTM	MX Team Akersloot	12	26:24.767	1 Lap	2:14.339	4	0
32	43	William Andersson	SVEMO	SWE-HUSKVARNA	KTM		12	26:34.283	1 Lap	2:11.033	6	0
33	33	Casper Nielsen	DMU	DEN-Galten	KTM		12	26:37.891	1 Lap	2:16.212	3	0
34	841	Niklas Stange	DMSB	GER-Schmilau	SUZUKI	Castrol Power 1 Moto-Web	12	27:20.923	1 Lap	2:16.414	10	0
35	31	Marco Fleissig	DMSB	GER-Dietenheim	SUZUKI	TKM Steuck Suzuki	12	27:48.165	1 Lap	2:15.999	4	0
36	173	Mike van Kasteren	KNMV	NED-SCHIJNDEL	KTM	KTM LV Motors	12	27:54.568	1 Lap	2:13.965	2	0
Not qualified ()												
251		Artyom Guryev	MFR	RUS-Belgorod	SUZUKI		8	16:37.286	DNF	2:11.091	5	0
71		Daniel Kicka	ACCR	CZE-Tábor	KTM		4	8:10.229	DNF	2:20.140	2	0
101		Mickaеl Friedrich	FFM	FRA-DRUSENHEIM	YAMAHA		1	1:04.673	DNF		1	0
208		Anton Gole	SVEMO	SWE-Lindome	HONDA		1	1:04.818	DNF		1	0

Announcements

These results are provisional until the conclusion of any judicial and technical matters

Started: 40 Classified: 36 Not classified: 4

Margin of Victory	Ø km/h	Best Lap Tm	km/h	Best Lap by
2.212	55,568	2:01.726	54,329	29 - Henry Jacobi

Orbits 4

Timekeeping Tina Krlitschka:

Clerk of the course Christop Kunze:

www.amb-it.com

www.mylaps.com

Steward Olaf Noack:

Reg. Nr MX 06-10

Licensed to: Motorsport Events

Printed: 2010-04-18 12:02:34

posted at: h



ADAC MX Masters Fürstlich Drehna 2010

MX Masters Junior Cup

Fürstlich Drehna 1,837 Km

1. Race

2010-04-18 11:30

Race (20:00 and 2 Laps) started at 11:31:44

Lap	Lap Tm	Diff	Time of Day
(29) Henry Jacobi			
1			11:32:38.506
2	2:01.726		11:34:40.232
3	2:02.327	+0.601	11:36:42.559
4	2:01.748	+0.022	11:38:44.307
5	2:01.868	+0.142	11:40:46.175
6	2:02.942	+1.216	11:42:49.117
7	2:05.010	+3.284	11:44:54.127
8	2:05.120	+3.394	11:46:59.247
9	2:05.702	+3.976	11:49:04.949
10	2:05.982	+4.256	11:51:10.931
11	2:05.655	+3.929	11:53:16.586
12	2:07.663	+5.937	11:55:24.249
13	2:07.047	+5.321	11:57:31.296

Lap	Lap Tm	Diff	Time of Day
(129) Luca Nijenhuis			
1			11:32:36.330
2	2:03.139		11:34:39.469
3	2:04.562	+1.423	11:36:44.031
4	2:04.214	+1.075	11:38:48.245
5	2:03.846	+0.707	11:40:52.091
6	2:03.787	+0.648	11:42:55.878
7	2:04.107	+0.968	11:44:59.985
8	2:05.083	+1.944	11:47:05.068
9	2:05.354	+2.215	11:49:10.422
10	2:05.835	+2.696	11:51:16.257
11	2:05.482	+2.343	11:53:21.739
12	2:06.274	+3.135	11:55:28.013
13	2:05.495	+2.356	11:57:33.508

Lap	Lap Tm	Diff	Time of Day
(23) Marten Borchert			
1			11:32:40.831
2	2:05.395	+3.212	11:34:46.226
3	2:03.168	+0.985	11:36:49.394
4	2:02.183		11:38:51.577
5	2:02.688	+0.505	11:40:54.265
6	2:02.834	+0.651	11:42:57.099
7	2:03.749	+1.566	11:45:00.848
8	2:05.189	+3.006	11:47:06.037
9	2:05.793	+3.610	11:49:11.830
10	2:07.009	+4.826	11:51:18.839
11	2:09.325	+7.142	11:53:28.164
12	2:09.616	+7.433	11:55:37.780
13	2:12.523	+10.340	11:57:50.303

Lap	Lap Tm	Diff	Time of Day
(1) Brent van Donnick			
1			11:32:39.061
2	2:03.999		11:34:43.060
3	2:04.450	+0.451	11:36:47.510
4	2:05.400	+1.401	11:38:52.910
5	2:04.523	+0.524	11:40:57.433
6	2:04.509	+0.510	11:43:01.942
7	2:04.832	+0.833	11:45:06.774
8	2:13.858	+9.859	11:47:20.632
9	2:08.909	+4.910	11:49:29.541
10	2:09.065	+5.066	11:51:38.606
11	2:07.844	+3.845	11:53:46.450
12	2:09.131	+5.132	11:55:55.581
13	2:11.370	+7.371	11:58:06.951

Lap	Lap Tm	Diff	Time of Day
(198) Bas Vaessen			
1			11:32:38.557
2	2:09.249	+2.618	11:34:47.806
3	2:08.636	+2.005	11:36:56.442
4	2:07.454	+0.823	11:39:03.896

Lap	Lap Tm	Diff	Time of Day
5	2:06.631		11:41:10.527
6	2:07.042	+0.411	11:43:17.569
7	2:07.439	+0.808	11:45:25.008
8	2:08.495	+1.864	11:47:33.503
9	2:10.172	+3.541	11:49:43.675
10	2:12.887	+6.256	11:51:56.562
11	2:12.907	+6.276	11:54:09.469
12	2:12.639	+6.008	11:56:22.108
13	2:12.709	+6.078	11:58:34.817

Lap	Lap Tm	Diff	Time of Day
(48) Rostyslav Voytsitskyy			
1			11:32:46.485
2	2:09.953	+3.071	11:34:56.438
3	2:08.807	+1.925	11:37:05.245
4	2:10.732	+3.850	11:39:15.977
5	2:08.569	+1.687	11:41:24.546
6	2:07.102	+0.220	11:43:31.648
7	2:06.882		11:45:38.530
8	2:07.685	+0.803	11:47:46.215
9	2:10.673	+3.791	11:49:56.888
10	2:12.136	+5.254	11:52:09.024
11	2:11.794	+4.912	11:54:20.818
12	2:08.608	+1.726	11:56:29.426
13	2:09.006	+2.124	11:58:38.432

Lap	Lap Tm	Diff	Time of Day
(216) Thomas Kjer Olsen			
1			11:32:46.902
2	2:11.523	+3.591	11:34:58.425
3	2:07.932		11:37:06.357
4	2:08.599	+0.667	11:39:14.956
5	2:10.014	+2.082	11:41:24.970
6	2:08.464	+0.532	11:43:33.434
7	2:09.137	+1.205	11:45:42.571
8	2:09.584	+1.652	11:47:52.155
9	2:09.352	+1.420	11:50:01.507
10	2:10.017	+2.085	11:52:11.524
11	2:10.832	+2.900	11:54:22.356
12	2:10.161	+2.229	11:56:32.517
13	2:08.554	+0.622	11:58:41.071

Lap	Lap Tm	Diff	Time of Day
(301) Appy Robben Jr.			
1			11:32:41.894
2	2:09.858	+1.491	11:34:51.752
3	2:08.856	+0.489	11:37:00.608
4	2:08.367		11:39:08.975
5	2:09.096	+0.729	11:41:18.071
6	2:09.207	+0.840	11:43:27.278
7	2:09.477	+1.110	11:45:36.755
8	2:09.313	+0.946	11:47:46.068
9	2:10.005	+1.638	11:49:56.073
10	2:12.009	+3.642	11:52:08.082
11	2:12.372	+4.005	11:54:20.454
12	2:11.794	+3.427	11:56:32.248
13	2:13.907	+5.540	11:58:46.155

Lap	Lap Tm	Diff	Time of Day
(318) Dan Houzet			
1			11:32:47.159
2	2:14.824	+6.986	11:35:01.983
3	2:10.269	+2.431	11:37:12.252
4	2:07.838		11:39:20.090
5	2:10.643	+2.805	11:41:30.733
6	2:09.049	+1.211	11:43:39.782
7	2:08.685	+0.847	11:45:48.467
8	2:09.544	+1.706	11:47:58.011
9	2:11.542	+3.704	11:50:09.553
10	2:10.280	+2.442	11:52:19.833

Lap	Lap Tm	Diff	Time of Day
11	2:10.265	+2.427	11:54:30.098
12	2:13.235	+5.397	11:56:43.333
13	2:13.377	+5.539	11:58:56.710

Lap	Lap Tm	Diff	Time of Day
(13) Louis Höhr			
1			11:32:43.458
2	2:10.988	+1.277	11:34:54.446
3	2:10.389	+0.678	11:37:04.835
4	2:09.711		11:39:14.546
5	2:12.354	+2.643	11:41:26.900
6	2:10.514	+0.803	11:43:37.414
7	2:10.590	+0.879	11:45:48.004
8	2:11.272	+1.561	11:47:59.276
9	2:12.268	+2.557	11:50:11.544
10	2:11.347	+1.636	11:52:22.891
11	2:12.102	+2.391	11:54:34.993
12	2:12.581	+2.870	11:56:47.574
13	2:12.363	+2.652	11:58:59.937

Lap	Lap Tm	Diff	Time of Day
(38) Daymond Martens			
1			11:32:48.585
2	2:15.268	+5.613	11:35:03.853
3	2:11.564	+1.909	11:37:15.417
4	2:09.773	+0.118	11:39:25.190
5	2:11.826	+2.171	11:41:37.016
6	2:10.094	+0.439	11:43:47.110
7	2:10.484	+0.829	11:45:57.594
8	2:09.821	+0.166	11:48:07.415
9	2:09.982	+0.327	11:50:17.397
10	2:09.655		11:52:27.052
11	2:10.901	+1.246	11:54:37.953
12	2:10.221	+0.566	11:56:48.174
13	2:11.962	+2.307	11:59:00.136

Lap	Lap Tm	Diff	Time of Day
(117) Joachim Falden			
1			11:32:53.516
2	2:14.159	+6.001	11:35:07.675
3	2:10.488	+2.330	11:37:18.163
4	2:10.264	+2.106	11:39:28.427
5	2:08.158		11:41:36.585
6	2:09.307	+1.149	11:43:45.892
7	2:09.956	+1.798	11:45:55.848
8	2:10.657	+2.499	11:48:06.505
9	2:10.487	+2.329	11:50:16.992
10	2:10.819	+2.661	11:52:27.811
11	2:12.558	+4.400	11:54:40.369
12	2:12.232	+4.074	11:56:52.601
13	2:12.304	+4.146	11:59:04.905

Lap	Lap Tm	Diff	Time of Day
(156) Jordi van Nobelen			
1			11:32:40.251
2	2:09.678	+0.067	11:34:49.929
3	2:09.611		11:36:59.540
4	2:10.842	+1.231	11:39:10.382
5	2:10.649	+1.038	11:41:21.031
6	2:11.801	+2.190	11:43:32.832
7	2:12.525	+2.914	11:45:45.357
8	2:11.041	+1.430	11:47:56.398
9	2:12.310	+2.699	11:50:08.708
10	2:15.309	+5.698	11:52:24.017
11	2:14.043	+4.432	11:54:38.060
12	2:14.006	+4.395	11:56:52.066
13	2:13.633	+4.022	11:59:05.699

Lap	Lap Tm	Diff	Time of Day
(84) Sven van de Mierden			
1			11:32:52.397

Orbits 4

Timekeeping Tina Krlitschka:

Clerk of the course Christop Kunze:

Steward Olaf Noack:

Reg. Nr MX 06-10

Licensed to: Motorsport Events

Printed: 2010-04-18 12:03:18

posted at: h

Page 1/3

www.amb-it.com

www.mylaps.com



ADAC MX Masters Fürstlich Drehna 2010

MX Masters Junior Cup

Fürstlich Drehna 1,837 Km

1. Race

2010-04-18 11:30

Race (20:00 and 2 Laps) started at 11:31:44

Lap	Lap Tm	Diff	Time of Day
2	2:18.759	+10.862	11:35:11.156
3	2:15.085	+7.188	11:37:26.241
4	2:07.897		11:39:34.138
5	2:08.456	+0.559	11:41:42.594
6	2:09.151	+1.254	11:43:51.745
7	2:09.421	+1.524	11:46:01.166
8	2:09.043	+1.146	11:48:10.209
9	2:09.466	+1.569	11:50:19.675
10	2:10.738	+2.841	11:52:30.413
11	2:11.298	+3.401	11:54:41.711
12	2:12.833	+4.936	11:56:54.544
13	2:11.902	+4.005	11:59:06.446

(21) Felix Hoffmann

1			11:32:44.426
2	2:11.495	+1.379	11:34:55.921
3	2:11.543	+1.427	11:37:07.464
4	2:10.116		11:39:17.580
5	2:10.898	+0.782	11:41:28.478
6	2:10.302	+0.186	11:43:38.780
7	2:12.503	+2.387	11:45:51.283
8	2:10.389	+0.273	11:48:01.672
9	2:11.351	+1.235	11:50:13.023
10	2:12.765	+2.649	11:52:25.788
11	2:13.964	+3.848	11:54:39.752
12	2:13.721	+3.605	11:56:53.473
13	2:14.394	+4.278	11:59:07.867

(195) Cedric Grobben

1			11:32:47.967
2	2:12.626	+3.734	11:35:00.593
3	2:10.036	+1.144	11:37:10.629
4	2:08.892		11:39:19.521
5	2:19.266	+10.374	11:41:38.787
6	2:12.223	+3.331	11:43:51.010
7	2:11.316	+2.424	11:46:02.326
8	2:11.905	+3.013	11:48:14.231
9	2:11.527	+2.635	11:50:25.758
10	2:12.234	+3.342	11:52:37.992
11	2:12.091	+3.199	11:54:50.083
12	2:14.726	+5.834	11:57:04.809
13	2:14.447	+5.555	11:59:19.256

(89) Mika Kordbarlag

1			11:32:50.905
2	2:19.614	+10.238	11:35:10.519
3	2:16.357	+6.981	11:37:26.876
4	2:11.400	+2.024	11:39:38.276
5	2:10.534	+1.158	11:41:48.810
6	2:11.231	+1.855	11:44:00.041
7	2:09.376		11:46:09.417
8	2:10.100	+0.724	11:48:19.517
9	2:10.332	+0.956	11:50:29.849
10	2:13.475	+4.099	11:52:43.324
11	2:12.587	+3.211	11:54:55.911
12	2:12.359	+2.983	11:57:08.270
13	2:12.892	+3.516	11:59:21.162

(28) Dorian-Gabor Schirocki

1			11:32:46.094
2	2:13.553	+2.475	11:34:59.647
3	2:13.255	+2.177	11:37:12.902
4	2:11.387	+0.309	11:39:24.289
5	2:12.339	+1.261	11:41:36.628
6	2:13.867	+2.789	11:43:50.495
7	2:14.562	+3.484	11:46:05.057

Lap	Lap Tm	Diff	Time of Day
8	2:11.078		11:48:16.135
9	2:12.517	+1.439	11:50:28.652
10	2:12.804	+1.726	11:52:41.456
11	2:16.264	+5.186	11:54:57.720
12	2:14.527	+3.449	11:57:12.247
13	2:13.322	+2.244	11:59:25.569

(37) Dmytro Asmanov

1			11:32:48.839
2	2:16.513	+5.957	11:35:05.352
3	2:12.453	+1.897	11:37:17.805
4	2:11.980	+1.424	11:39:29.785
5	2:10.556		11:41:40.341
6	2:12.504	+1.948	11:43:52.845
7	2:12.937	+2.381	11:46:05.782
8	2:11.358	+0.802	11:48:17.140
9	2:12.276	+1.720	11:50:29.416
10	2:13.313	+2.757	11:52:42.729
11	2:16.562	+6.006	11:54:59.291
12	2:14.246	+3.690	11:57:13.537
13	2:14.128	+3.572	11:59:27.665

(315) Gianluca Eccla

1			11:33:00.935
2	2:14.343	+4.371	11:35:15.278
3	2:14.442	+4.470	11:37:29.720
4	2:11.548	+1.576	11:39:41.268
5	2:09.972		11:41:51.240
6	2:12.223	+2.251	11:44:03.463
7	2:11.705	+1.733	11:46:15.168
8	2:10.911	+0.939	11:48:26.079
9	2:12.311	+2.339	11:50:38.390
10	2:11.043	+1.071	11:52:49.433
11	2:12.176	+2.204	11:55:01.609
12	2:13.294	+3.322	11:57:14.903
13	2:12.762	+2.790	11:59:27.665

(57) Felix Nilsson

1			11:32:52.052
2	2:18.864	+7.996	11:35:10.916
3	2:13.544	+2.676	11:37:24.460
4	2:10.868		11:39:35.328
5	2:14.332	+3.464	11:41:49.660
6	2:14.420	+3.552	11:44:04.080
7	2:14.663	+3.795	11:46:18.743
8	2:12.588	+1.720	11:48:31.331
9	2:13.485	+2.617	11:50:44.816
10	2:12.969	+2.101	11:52:57.785
11	2:14.552	+3.684	11:55:12.337
12	2:15.790	+4.922	11:57:28.127
13	2:11.599	+0.731	11:59:39.726

(88) Tilo Wittlerbäumer

1			11:32:54.250
2	2:18.832	+7.184	11:35:13.082
3	2:13.827	+2.179	11:37:26.909
4	2:18.081	+6.433	11:39:44.990
5	2:14.097	+2.449	11:41:59.087
6	2:11.648		11:44:10.735
7	2:11.923	+0.275	11:46:22.658
8	2:12.557	+0.909	11:48:35.215
9	2:14.408	+2.760	11:50:49.623
10	2:12.638	+0.909	11:53:02.261
11	2:12.629	+0.981	11:55:14.890
12	2:13.465	+1.817	11:57:28.355
13	2:13.017	+1.369	11:59:41.372

(74) Yannick Heylen

1			11:32:42.986
2	2:10.077	+0.628	11:34:53.063
3	2:09.449		11:37:02.512
4	2:10.673	+1.224	11:39:13.185
5	2:09.999	+0.550	11:41:23.184
6	2:12.607	+3.158	11:43:35.791
7	2:11.040	+1.591	11:45:46.831
8	2:10.490	+1.041	11:47:57.321
9	2:14.439	+4.990	11:50:11.760
10	2:12.814	+3.365	11:52:24.574
11	2:11.466	+2.017	11:54:36.040
12	2:50.226	+40.777	11:57:26.266
13	2:16.894	+7.445	11:59:43.160

(63) Henri Roosioorg

1			11:32:51.182
2	2:17.704	+8.254	11:35:08.886
3	2:40.122	+30.672	11:37:49.008
4	2:10.146	+0.696	11:39:59.154
5	2:09.929	+0.479	11:42:09.083
6	2:11.610	+2.160	11:44:20.693
7	2:16.430	+6.980	11:46:37.123
8	2:11.818	+2.368	11:48:48.941
9	2:11.044	+1.594	11:50:59.985
10	2:09.450		11:53:09.435
11	2:10.414	+0.964	11:55:19.849
12	2:12.347	+2.897	11:57:32.196

(52) Glen Meier

1			11:32:49.623
2	2:16.552	+4.416	11:35:06.175
3	2:14.875	+2.739	11:37:21.050
4	2:12.136		11:39:33.186
5	2:13.775	+1.639	11:41:46.961
6	2:12.823	+0.687	11:43:59.784
7	2:15.950	+3.814	11:46:15.734
8	2:13.949	+1.813	11:48:29.683
9	2:16.077	+3.941	11:50:45.760
10	2:16.889	+4.753	11:53:02.649
11	2:16.767	+4.631	11:55:19.416
12	2:18.021	+5.885	11:57:37.437

(166) Erik Appelqvist

1			11:33:02.504
2	2:13.330	+2.535	11:35:15.834
3	2:15.460	+4.665	11:37:31.294
4	2:12.434	+1.639	11:39:43.728
5	2:10.795		11:41:54.523
6	2:11.605	+0.810	11:44:06.128
7	2:13.006	+2.211	11:46:19.134
8	2:16.100	+5.305	11:48:35.234
9	2:17.786	+6.991	11:50:53.020
10	2:13.957	+3.162	11:53:06.977
11	2:18.217	+7.422	11:55:25.194
12	2:15.415	+4.620	11:57:40.609

(314) Maximilian Schrempf

1			11:32:48.303
2	2:16.350	+2.921	11:35:04.653
3	2:13.429		11:37:18.082
4	2:13.901	+0.472	11:39:31.983
5	2:16.291	+2.862	11:41:48.274
6	2:13.592	+0.163	11:44:01.866
7	2:14.881	+1.452	11:46:16.747

Orbits 4

Timekeeping Tina Krlitschka:

Clerk of the course Christop Kunze:

Steward Olaf Noack:

Reg. Nr MX 06-10

Licensed to: Motorsport Events

Printed: 2010-04-18 12:03:18

posted at: h

Page 2/3



ADAC MX Masters Fürstlich Drehna 2010

MX Masters Junior Cup

Fürstlich Drehna 1,837 Km

1. Race

2010-04-18 11:30

Race (20:00 and 2 Laps) started at 11:31:44

Lap	Lap Tm	Diff	Time of Day
8	2:17.655	+4.226	11:48:34.402
9	2:14.057	+0.628	11:50:48.459
10	2:16.839	+3.410	11:53:05.298
11	2:17.577	+4.148	11:55:22.875
12	2:18.742	+5.313	11:57:41.617

(72) Maximilian Pleyer			
Lap	Lap Tm	Diff	Time of Day
1			11:32:45.309
2	2:17.217	+4.688	11:35:02.526
3	2:13.722	+1.193	11:37:16.248
4	2:12.826	+0.297	11:39:29.074
5	2:16.296	+3.767	11:41:45.370
6	2:12.529		11:43:57.899
7	2:16.347	+3.818	11:46:14.246
8	2:18.516	+5.987	11:48:32.762
9	2:18.638	+6.109	11:50:51.400
10	2:15.697	+3.168	11:53:07.097
11	2:19.342	+6.813	11:55:26.439
12	2:18.789	+6.260	11:57:45.228

(131) Florian Hellrigl			
Lap	Lap Tm	Diff	Time of Day
1			11:32:51.729
2	2:22.698	+9.986	11:35:14.427
3	2:18.763	+6.051	11:37:33.190
4	2:14.931	+2.219	11:39:48.121
5	2:14.800	+2.088	11:42:02.921
6	2:15.344	+2.632	11:44:18.265
7	2:12.712		11:46:30.977
8	2:14.364	+1.652	11:48:45.341
9	2:16.479	+3.767	11:51:01.820
10	2:15.111	+2.399	11:53:16.931
11	2:17.307	+4.595	11:55:34.238
12	2:14.342	+1.630	11:57:48.580

(127) Lukas Stucken			
Lap	Lap Tm	Diff	Time of Day
1			11:32:45.860
2	2:22.537	+6.639	11:35:08.397
3	2:15.898		11:37:24.295
4	2:16.246	+0.348	11:39:40.541
5	2:18.798	+2.900	11:41:59.339
6	2:18.448	+2.550	11:44:17.787
7	2:17.134	+1.236	11:46:34.921
8	2:17.370	+1.472	11:48:52.291
9	2:17.821	+1.923	11:51:10.112
10	2:17.954	+2.056	11:53:28.066
11	2:19.341	+3.443	11:55:47.407
12	2:18.671	+2.773	11:58:06.078

(171) Koen Gouwenberg			
Lap	Lap Tm	Diff	Time of Day
1			11:32:53.171
2	2:21.163	+6.824	11:35:14.334
3	2:17.298	+2.959	11:37:31.632
4	2:14.339		11:39:45.971
5	2:16.497	+2.158	11:42:02.468
6	2:16.444	+2.105	11:44:18.912
7	2:17.867	+3.528	11:46:36.779
8	2:17.227	+2.888	11:48:54.006
9	2:15.451	+1.112	11:51:09.457
10	2:20.557	+6.218	11:53:30.014
11	2:17.979	+3.640	11:55:47.993
12	2:20.931	+6.592	11:58:08.924

(43) William Andersson			
Lap	Lap Tm	Diff	Time of Day
1			11:32:54.130
2	2:18.221	+7.188	11:35:12.351
3	2:15.622	+4.589	11:37:27.973

Lap	Lap Tm	Diff	Time of Day
4	2:13.943	+2.910	11:39:41.916
5	2:11.436	+0.403	11:41:53.352
6	2:11.033		11:44:04.385
7	2:15.191	+4.158	11:46:19.576
8	2:45.110	+34.077	11:49:04.686
9	2:19.724	+8.691	11:51:24.410
10	2:14.438	+3.405	11:53:38.848
11	2:21.544	+10.511	11:56:00.392
12	2:18.048	+7.015	11:58:18.440

(33) Casper Nielsen			
Lap	Lap Tm	Diff	Time of Day
1			11:32:50.474
2	2:22.015	+5.803	11:35:12.489
3	2:16.212		11:37:28.701
4	2:17.041	+0.829	11:39:45.742
5	2:16.239	+0.027	11:42:01.981
6	2:17.932	+1.720	11:44:19.913
7	2:16.222	+0.010	11:46:36.135
8	2:17.201	+0.989	11:48:53.336
9	2:19.018	+2.806	11:51:12.354
10	2:20.011	+3.799	11:53:32.365
11	2:22.371	+6.159	11:55:54.736
12	2:27.312	+11.100	11:58:22.048

(841) Niklas Stange			
Lap	Lap Tm	Diff	Time of Day
1			11:32:51.611
2	2:17.909	+1.495	11:35:09.520
3	2:16.483	+0.069	11:37:26.003
4	2:19.232	+2.818	11:39:45.235
5	3:01.967	+45.553	11:42:47.202
6	2:20.729	+4.315	11:45:07.931
7	2:17.586	+1.172	11:47:25.517
8	2:16.708	+0.294	11:49:42.225
9	2:18.937	+2.523	11:52:01.162
10	2:16.414		11:54:17.576
11	2:23.221	+6.807	11:56:40.797
12	2:24.283	+7.869	11:59:05.080

(31) Marco Fleissig			
Lap	Lap Tm	Diff	Time of Day
1			11:32:57.039
2	2:18.643	+2.644	11:35:15.682
3	2:18.507	+2.508	11:37:34.189
4	2:15.999		11:39:50.188
5	2:17.693	+1.694	11:42:07.881
6	2:20.374	+4.375	11:44:28.255
7	2:24.567	+8.568	11:46:52.822
8	2:31.124	+15.125	11:49:23.946
9	2:31.054	+15.055	11:51:55.000
10	2:32.172	+16.173	11:54:27.172
11	2:30.171	+14.172	11:56:57.343
12	2:34.979	+18.980	11:59:32.322

(173) Mike van Kasteren			
Lap	Lap Tm	Diff	Time of Day
1			11:32:44.566
2	2:13.965		11:34:58.531
3	2:51.124	+37.159	11:37:49.655
4	2:19.119	+5.154	11:40:08.774
5	2:17.047	+3.082	11:42:25.821
6	2:15.961	+1.996	11:44:41.782
7	2:18.648	+4.683	11:47:00.430
8	2:24.835	+10.870	11:49:25.265
9	2:28.359	+14.394	11:51:53.624
10	2:32.911	+18.946	11:54:26.535
11	2:37.573	+23.608	11:57:04.108
12	2:34.617	+20.652	11:59:38.725

(251) Artyom Guryev			
Lap	Lap Tm	Diff	Time of Day
1			11:32:50.554
2	2:16.224	+5.133	11:35:06.778
3	2:12.096	+1.005	11:37:18.874
4	2:11.868	+0.777	11:39:30.742
5	2:11.091		11:41:41.833
6	2:13.503	+2.412	11:43:55.336
7	2:12.376	+1.285	11:46:07.712
8	2:13.731	+2.640	11:48:21.443

(71) Daniel Kicka			
Lap	Lap Tm	Diff	Time of Day
1			11:32:50.150
2	2:20.140		11:35:10.290
3	2:23.159	+3.019	11:37:33.449
4	2:20.937	+0.797	11:39:54.386

(101) Mickael Friedrich			
Lap	Lap Tm	Diff	Time of Day
1			11:32:48.830

(208) Anton Gole			
Lap	Lap Tm	Diff	Time of Day
1			11:32:48.975



ADAC MX Masters Fürstlich Drehna 2010

Lapchart

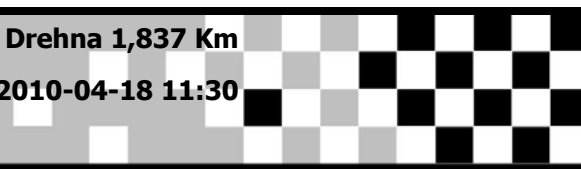
MX Masters Junior Cup

Fürstlich Drehna 1,837 Km

1. Race

2010-04-18 11:30

Race (20:00 and 2 Laps) started at 11:31:44



Competitors	Laps													
	1	2	3	4	5	6	7	8	9	10	11	12	13	
Luca Nijenhuis (129)	1	129	129	29	29	29	29	29	29	29	29	29	29	
Henry Jacobi (29)	2	29	29	129	129	129	129	129	129	129	129	129	129	
Bas Vaessen (198)	3	198	1	1	23	23	23	23	23	23	23	23	23	
Brent van Doninck (1)	4	1	23	23	1	1	1	1	1	1	1	1	1	
Jordi van Nobelen (156)	5	156	198	198	198	198	198	198	198	198	198	198	198	
Marten Borchert (23)	6	23	156	156	301	301	301	301	301	301	301	48	48	
Appy Robben Jr. (301)	7	301	301	301	156	156	48	48	48	48	48	301	216	
Yannick Heylen (74)	8	74	74	74	74	74	156	216	216	216	216	216	301	
Louis Höhr (13)	9	13	13	13	13	48	216	156	156	156	318	318	318	
Felix Hoffmann (21)	10	21	21	48	216	216	74	74	74	318	13	13	13	
Mike van Kasteren (173)	11	173	48	216	48	13	13	13	318	13	156	74	38	38
Maximilian Pleyer (72)	12	72	216	21	21	21	21	318	13	74	74	38	156	117
Lukas Stucken (127)	13	127	173	195	195	318	318	21	21	21	21	156	117	156
Dorian-Gabor Schirocki (28)	14	28	28	318	318	117	117	117	117	117	38	21	21	84
Rostyslav Voytitskiy (48)	15	48	195	28	28	28	38	38	38	38	117	117	84	21
Thomas Kjer Olsen (216)	16	216	318	38	38	38	28	84	84	84	84	84	195	195
Dan Houzet (318)	17	318	72	72	117	195	195	195	195	195	195	195	89	89
Cedric Grobden (195)	18	195	38	37	72	37	84	28	28	28	28	89	28	28
Maximilian Schrempf (314)	19	314	314	314	37	251	37	37	37	37	37	28	37	315
Daymond Martens (38)	20	38	37	117	251	84	251	251	89	89	89	37	315	37
Mickaël Friedrich (101)	21	101	52	251	314	72	72	89	251	315	315	315	74	57
Dmytro Asmanov (37)	22	37	251	52	52	52	52	72	315	57	57	57	57	88
Anton Gole (208)	23	208	117	127	84	314	89	315	52	52	88	88	88	74
Glen Meier (52)	24	52	127	57	57	89	314	52	57	314	52	52	63	
Daniel Kicka (71)	25	71	63	841	89	57	315	314	72	88	314	63	52	
Casper Nielsen (33)	26	33	841	84	127	315	57	57	314	72	166	314	166	
Artyom Guryev (251)	27	251	71	89	315	43	43	166	88	166	72	166	314	
Mika Kordbarlag (89)	28	89	89	88	43	166	166	43	166	63	63	72	72	
Henri Roosjorg (63)	29	63	57	43	166	88	88	88	131	131	131	131	131	
Niklas Stange (841)	30	841	84	33	88	127	127	131	63	171	127	127	127	
Florian Hellrigl (131)	31	131	43	315	841	33	131	127	127	127	171	171	171	
Felix Nilsson (57)	32	57	33	166	33	171	171	33	33	33	33	33	43	
Sven van de Mierden (84)	33	84	88	171	171	131	33	171	171	43	43	43	33	
Koen Gouwenberg (171)	34	171	171	131	131	31	63	63	43	173	841	841	841	
Joachim Falden (117)	35	117	131	71	31	63	31	31	31	31	173	31	31	
William Andersson (43)	36	43	315	31	71	173	173	173	173	841	31	173	173	
Tilo Wittlerbäumer (88)	37	88	31	63	63	841	841	841	841					
Marco Fleissig (31)	38	31	166	173	173									
Gianluca Ecca (315)	39	315												
Erik Appelqvist (166)	40	166												



ADAC MX Masters Fürstlich Drehna 2010

MX Masters Junior Cup

Fürstlich Drehna 1,837 Km

2. Race

2010-04-18 14:45

Race (20:00 and 2 Laps) started at 14:49:38

Pos	No.	Name	FNM	Nat./Hometown	Trademark	Entrant/Team	Laps	Total Tm	Diff	Best Tm	1 Lap	Points
1	23	Marten Borchert	DMSB	GER-kölln-reisiek	KTM	DMSB KTM Kosak MX Junior	12	24:44.242		2:06.855	3	25
2	129	Luca Nijenhuis	KNMV	NED-Heerde	YAMAHA	Gebben Motoren	12	24:51.451	7.209	2:07.950	4	22
3	29	Henry Jacobi	DMSB	GER-Bad Sulza	KTM	DMSB-KTM-Kosak-MX-Junior	12	24:56.348	12.106	2:07.028	7	20
4	1	Brent van Doninck	FMB	BEL-herentals	KTM	KTM OOSTENRIJK	12	25:06.236	21.994	2:06.968	7	18
5	216	Thomas Kjer Olsen	DMU	DEN-Sønderborg	SUZUKI		12	25:18.356	34.114	2:09.889	7	16
6	198	Bas Vaessen	KNMV	NED-Swalmen	KTM		12	25:26.674	42.432	2:12.588	4	15
7	48	Rostyslav Voytsitsky	FMU	UKR-Krasne	KTM		12	25:40.988	56.746	2:08.925	7	14
8	195	Cedric Grobden	FMB	BEL-opglabbeek	YAMAHA	gto	12	25:47.690	1:03.448	2:11.857	7	13
9	117	Joachim Falden	FFM	DEN-Sevrier	YAMAHA		12	25:54.979	1:10.737	2:11.282	2	12
10	13	Louis Höhr	DMSB	GER-Stockelsdorf	KTM	BvZ Racing Team	12	25:59.472	1:15.230	2:13.253	6	11
11	38	Daymond Martens	FMB	BEL-Macon	KTM		12	26:01.458	1:17.216	2:14.507	8	10
12	84	Sven van de Mierder	KNMV	NED-DOMMELEN, NL	SUZUKI	JONG-FORCE RACING	12	26:07.109	1:22.867	2:14.768	5	9
13	301	Appy Robben Jr.	MUL	NED-OISTERWIJK	SUZUKI	Appy's Cross Shop	12	26:10.837	1:26.595	2:15.763	4	8
14	166	Erik Appelqvist	SVEMO	SWE-Kode	YAMAHA		12	26:13.606	1:29.364	2:14.733	5	7
15	63	Henri Roosjorg	EMF	EST-Tartu	KTM		12	26:16.004	1:31.762	2:13.983	9	6
16	74	Yannick Heylen	FMB	BEL-Zemst	SUZUKI		12	26:16.875	1:32.633	2:15.828	4	5
17	57	Felix Nilsson	SVEMO	SWE-veberod	SUZUKI		12	26:21.429	1:37.187	2:15.720	7	4
18	37	Dmytro Asmanov	FMU	UKR-Kiev	SUZUKI		12	26:23.150	1:38.908	2:15.060	7	3
19	89	Mika Kordbarlag	DMSB	GER-Schloß Holte - St	SUZUKI	TEAM RACE DIRECT WEHRM.	12	26:23.373	1:39.131	2:14.966	7	2
20	88	Tilo Wittlerbäumer	DMSB	GER-Rüdersdorf	SUZUKI	ADAC Berlin-Brandenburg e.V	12	26:29.068	1:44.826	2:15.768	10	1
21	841	Niklas Stange	DMSB	GER-Schmilau	SUZUKI	Castrol Power 1 Moto-Web	12	26:49.941	2:05.699	2:16.572	9	0
22	173	Mike van Kasteren	KNMV	NED-SCHIJNDEL	KTM	KTM LV Motors	12	26:59.525	2:15.283	2:17.706	7	0
23	43	William Andersson	SVEMO	SWE-HUSKVARNA	KTM		12	27:11.315	2:27.073	2:14.838	8	0
24	33	Casper Nielsen	DMU	DEN-Galten	KTM		11	24:48.623	1 Lap	2:19.285	5	0
25	21	Felix Hoffmann	DMSB	GER-Freinsheim	KTM		11	24:49.484	1 Lap	2:18.029	9	0
26	28	Dorian-Gabor Schiro	DMSB	GER-Geisenfeld	KTM	KTM Kosak-Racing	11	24:57.518	1 Lap	2:20.423	6	0
27	156	Jordi van Nobelen	KNMV	NED-Noordwijkerhout	KAWASAKI	Rabbit Racing	11	24:58.165	1 Lap	2:16.869	4	0
28	52	Glen Meier	DMU	DEN-trige	YAMAHA	4racing	11	25:02.337	1 Lap	2:21.182	6	0
29	127	Lukas Stucken	OeAMTC	AUT-Sautens	KTM	MSC Rietz	11	25:04.586	1 Lap	2:21.861	7	0
30	70	Lev Smirnov	MFR	RUS-Vokzalnayastr 60	KTM	KTM Kosak Racing	11	25:13.618	1 Lap	2:21.019	3	0
31	131	Florian Hellrigl	OeAMTC	AUT-Telfs	KAWASAKI		11	25:36.522	1 Lap	2:17.967	7	0
32	318	Dan Houzet	FFM	FRA-volgre	KTM		11	26:57.154	1 Lap	2:12.498	6	0
33	72	Maximilian Pleyer	DMSB	GER-Ober-Ramstadt	KTM	Team SM Sport	10	25:39.321	2 Laps	2:21.649	2	0
Not qualified ()												
314		Maximilian Schremp	OeAMTC	AUT-Ramsau am Dach	KAWASAKI	GRENN Waldmeister Limonad	9	21:29.530	DNF	2:21.304	3	0
171		Koen Gouwenberg	KNMV	NED-Julianadorp	KTM	MX Team Akersloot	7	15:08.474	DNF	2:17.941	4	0
315		Gianluca Ecca	DMSB	GER-Alpen	SUZUKI		5	10:23.386	DNF	2:16.175	5	0
31		Marco Fleissig	DMSB	GER-Dietenheim	SUZUKI	TKM Steuck Suzuki	3	6:19.450	DNF	2:31.555	2	0

Announcements

These results are provisional until the conclusion of any judicial and technical matters

Started: 37 Classified: 33 Not classified: 4

No. 48 + 30 sec. time penalty reason start practice

Margin of Victory	Ø km/h	Best Lap Tm	km/h	Best Lap by
7.209	53,467	2:06.855	52,132	23 - Marten Borchert

Orbits 4

Timekeeping Tina Krlitschka:

Clerk of the course Christop Kunze:

www.amb-it.com

www.mylaps.com

Steward Olaf Noack:

Reg. Nr MX 06-10

Licensed to: Motorsport Events

Printed: 2010-04-18 15:21:25

posted at: h



ADAC MX Masters Fürstlich Drehna 2010

MX Masters Junior Cup

Fürstlich Drehna 1,837 Km

2. Race

2010-04-18 14:45

Race (20:00 and 2 Laps) started at 14:49:38

Lap	Lap Tm	Diff	Time of Day
(23) Marten Borchert			
1			14:50:35.375
2	2:07.514	+0.659	14:52:42.889
3	2:06.855		14:54:49.744
4	2:08.745	+1.890	14:56:58.489
5	2:08.706	+1.851	14:59:07.195
6	2:07.410	+0.555	15:01:14.605
7	2:07.447	+0.592	15:03:22.052
8	2:09.278	+2.423	15:05:31.330
9	2:09.848	+2.993	15:07:41.178
10	2:12.596	+5.741	15:09:53.774
11	2:13.093	+6.238	15:12:06.867
12	2:15.779	+8.924	15:14:22.646

Lap	Lap Tm	Diff	Time of Day
(129) Luca Nijenhuis			
1			14:50:37.522
2	2:12.364	+4.414	14:52:49.886
3	2:10.949	+2.999	14:55:00.835
4	2:07.950		14:57:08.785
5	2:07.995	+0.045	14:59:16.780
6	2:09.233	+1.283	15:01:26.013
7	2:08.071	+0.121	15:03:34.084
8	2:08.897	+0.947	15:05:42.981
9	2:10.933	+2.983	15:07:53.914
10	2:09.668	+1.718	15:10:03.582
11	2:12.369	+4.419	15:12:15.951
12	2:13.904	+5.954	15:14:29.855

Lap	Lap Tm	Diff	Time of Day
(29) Henry Jacobi			
1			14:50:49.738
2	2:11.879	+4.851	14:53:01.617
3	2:11.424	+4.396	14:55:13.041
4	2:09.017	+1.989	14:57:22.058
5	2:09.063	+2.035	14:59:31.121
6	2:08.899	+1.871	15:01:40.200
7	2:07.028		15:03:47.048
8	2:07.827	+0.799	15:05:54.875
9	2:10.222	+3.194	15:08:05.097
10	2:09.504	+2.476	15:10:14.601
11	2:08.355	+1.327	15:12:22.956
12	2:11.796	+4.768	15:14:34.752

Lap	Lap Tm	Diff	Time of Day
(1) Brent van Doninck			
1			14:50:33.088
2	2:09.348	+2.380	14:52:42.436
3	2:10.677	+3.709	14:54:53.113
4	2:08.297	+1.329	14:57:01.410
5	2:08.093	+1.125	14:59:09.503
6	2:09.087	+2.119	15:01:18.590
7	2:06.968		15:03:25.558
8	2:07.293	+0.325	15:05:32.851
9	2:25.260	+18.292	15:07:58.111
10	2:14.662	+7.694	15:10:12.773
11	2:12.558	+5.590	15:12:25.331
12	2:19.309	+12.341	15:14:44.640

Lap	Lap Tm	Diff	Time of Day
(216) Thomas Kjer Olsen			
1			14:50:40.459
2	2:12.863	+2.974	14:52:53.322
3	2:11.574	+1.685	14:55:04.896
4	2:11.958	+2.069	14:57:16.854
5	2:12.823	+2.934	14:59:29.677
6	2:13.860	+3.971	15:01:43.537
7	2:09.889		15:03:53.426
8	2:10.878	+0.989	15:06:04.304

Lap	Lap Tm	Diff	Time of Day
9	2:11.253	+1.364	15:08:15.557
10	2:12.573	+2.684	15:10:28.130
11	2:14.044	+4.155	15:12:42.174
12	2:14.586	+4.697	15:14:56.760

Lap	Lap Tm	Diff	Time of Day
(198) Bas Vaessen			
1			14:50:34.535
2	2:13.996	+1.408	14:52:48.531
3	2:14.826	+2.238	14:55:03.357
4	2:12.588		14:57:15.945
5	2:13.135	+0.547	14:59:29.080
6	2:13.157	+0.569	15:01:42.237
7	2:14.847	+2.259	15:03:57.084
8	2:13.756	+1.168	15:06:10.840
9	2:12.985	+0.397	15:08:23.825
10	2:13.029	+0.441	15:10:36.854
11	2:13.896	+1.308	15:12:50.750
12	2:14.328	+1.740	15:15:05.078

Lap	Lap Tm	Diff	Time of Day
(48) Rostyslav Voytsitsky			
1			14:50:36.905
2	2:12.339	+3.414	14:52:49.244
3	2:10.869	+1.944	14:55:00.113
4	2:11.198	+2.273	14:57:11.311
5	2:12.078	+3.153	14:59:23.389
6	2:10.803	+1.878	15:01:34.192
7	2:08.925		15:03:43.117
8	2:09.743	+0.818	15:05:52.860
9	2:13.659	+4.734	15:08:06.519
10	2:12.704	+3.779	15:10:19.223
11	2:13.279	+4.354	15:12:32.502
12	2:16.890	+7.965	15:14:49.392

Lap	Lap Tm	Diff	Time of Day
(195) Cedric Grobbon			
1			14:50:41.263
2	2:15.094	+3.237	14:52:56.357
3	2:15.268	+3.411	14:55:11.625
4	2:15.608	+3.751	14:57:27.233
5	2:13.260	+1.403	14:59:40.493
6	2:12.594	+0.737	15:01:53.087
7	2:11.857		15:04:04.944
8	2:13.418	+1.561	15:06:18.362
9	2:12.986	+1.129	15:08:31.348
10	2:16.572	+4.715	15:10:47.920
11	2:18.097	+6.240	15:13:06.017
12	2:20.077	+8.220	15:15:26.094

Lap	Lap Tm	Diff	Time of Day
(117) Joachim Falden			
1			14:50:36.201
2	2:11.282		14:52:47.483
3	2:13.066	+1.784	14:55:00.549
4	2:13.318	+2.036	14:57:13.867
5	2:12.274	+0.992	14:59:26.141
6	2:13.827	+2.545	15:01:39.968
7	2:14.793	+3.511	15:03:54.761
8	2:13.954	+2.672	15:06:08.715
9	2:14.883	+3.601	15:08:23.598
10	2:13.383	+2.101	15:10:36.981
11	2:16.098	+4.816	15:12:53.079
12	2:40.304	+29.022	15:15:33.383

Lap	Lap Tm	Diff	Time of Day
(13) Louis Höhr			
1			14:50:42.507
2	2:17.212	+3.959	14:52:59.719
3	2:15.215	+1.962	14:55:14.934
4	2:15.022	+1.769	14:57:29.956

Lap	Lap Tm	Diff	Time of Day
5	2:16.266	+3.013	14:59:46.222
6	2:13.253		15:01:59.475
7	2:16.322	+3.069	15:04:15.797
8	2:14.896	+1.643	15:06:30.693
9	2:15.906	+2.653	15:08:46.599
10	2:16.046	+2.793	15:11:02.645
11	2:17.283	+4.030	15:13:19.928
12	2:17.948	+4.695	15:15:37.876

Lap	Lap Tm	Diff	Time of Day
(38) Daymond Martens			
1			14:50:41.556
2	2:18.592	+4.085	14:53:00.148
3	2:15.484	+0.977	14:55:15.632
4	2:14.686	+0.179	14:57:30.318
5	2:16.797	+2.290	14:59:47.115
6	2:14.760	+0.253	15:02:01.875
7	2:15.890	+1.383	15:04:17.765
8	2:14.507		15:06:32.272
9	2:16.930	+2.423	15:08:49.202
10	2:17.565	+3.058	15:11:06.767
11	2:16.154	+1.647	15:13:22.921
12	2:16.941	+2.434	15:15:39.862

Lap	Lap Tm	Diff	Time of Day
(84) Sven van de Mierden			
1			14:50:43.695
2	2:19.470	+4.702	14:53:03.165
3	2:15.894	+1.126	14:55:19.059
4	2:16.061	+1.293	14:57:35.120
5	2:14.768		14:59:49.888
6	2:16.733	+1.965	15:02:06.621
7	2:17.301	+2.533	15:04:23.922
8	2:16.757	+1.989	15:06:40.679
9	2:15.754	+0.986	15:08:56.433
10	2:15.232	+0.464	15:11:11.665
11	2:16.974	+2.206	15:13:28.639
12	2:16.874	+2.106	15:15:45.513

Lap	Lap Tm	Diff	Time of Day
(301) Appy Robben Jr.			
1			14:50:39.244
2	2:16.078	+0.315	14:52:55.322
3	2:15.978	+0.215	14:55:11.300
4	2:15.763		14:57:27.063
5	2:18.042	+2.279	14:59:45.105
6	2:16.534	+0.771	15:02:01.639
7	2:18.053	+2.290	15:04:19.692
8	2:18.890	+3.127	15:06:38.582
9	2:18.572	+2.809	15:08:57.154
10	2:16.414	+0.651	15:11:13.568
11	2:17.745	+1.982	15:13:31.313
12	2:17.928	+2.165	15:15:49.241

Lap	Lap Tm	Diff	Time of Day
(166) Erik Appelqvist			
1			14:50:45.317
2	2:19.820	+5.087	14:53:05.137
3	2:16.625	+1.892	14:55:21.762
4	2:15.939	+1.206	14:57:37.701
5	2:14.733		14:59:52.434
6	2:16.086	+1.353	15:02:08.520
7	2:17.217	+2.484	15:04:25.737
8	2:15.892	+1.159	15:06:41.629
9	2:17.455	+2.722	15:08:59.084
10	2:15.527	+0.794	15:11:14.611
11	2:17.641	+2.908	15:13:32.252
12	2:19.758	+5.025	15:15:52.010

Lap	Lap Tm	Diff	Time of Day
(63) Henri Roosjorg			

Orbits 4

Timekeeping Tina Krlitschka:

Clerk of the course Christop Kunze:

Steward Olaf Noack:

Reg. Nr MX 06-10

Licensed to: Motorsport Events

Printed: 2010-04-18 15:22:10

posted at: h



ADAC MX Masters Fürstlich Drehna 2010

MX Masters Junior Cup

Fürstlich Drehna 1,837 Km

2. Race

2010-04-18 14:45

Race (20:00 and 2 Laps) started at 14:49:38

Lap	Lap Tm	Diff	Time of Day
1			14:50:59.308
2	2:14.839	+0.856	14:53:14.147
3	2:19.154	+5.171	14:55:33.301
4	2:18.315	+4.332	14:57:51.616
5	2:16.256	+2.273	15:00:07.872
6	2:17.927	+3.944	15:02:25.799
7	2:14.402	+0.419	15:04:40.201
8	2:15.345	+1.362	15:06:55.546
9	2:13.983		15:09:09.529
10	2:13.996	+0.013	15:11:23.525
11	2:15.469	+1.486	15:13:38.994
12	2:15.414	+1.431	15:15:54.408

(74) Yannick Heylen

1			14:50:37.924
2	2:16.753	+0.925	14:52:54.677
3	2:18.108	+2.280	14:55:12.785
4	2:15.828		14:57:28.613
5	2:17.421	+1.593	14:59:46.034
6	2:18.010	+2.182	15:02:04.044
7	2:16.817	+0.989	15:04:20.861
8	2:18.198	+2.370	15:06:39.059
9	2:19.035	+3.207	15:08:58.094
10	2:18.638	+2.810	15:11:16.732
11	2:18.868	+3.040	15:13:35.600
12	2:19.679	+3.851	15:15:55.279

(57) Felix Nilsson

1			14:50:53.094
2	2:16.607	+0.887	14:53:09.701
3	2:19.886	+4.166	14:55:29.587
4	2:18.008	+2.288	14:57:47.595
5	2:16.482	+0.762	15:00:04.077
6	2:16.630	+0.910	15:02:20.707
7	2:15.720		15:04:36.427
8	2:15.839	+0.119	15:06:52.266
9	2:17.096	+1.376	15:09:09.362
10	2:16.961	+1.241	15:11:26.323
11	2:17.530	+1.810	15:13:43.853
12	2:15.980	+0.260	15:15:59.833

(37) Dmytro Asmanov

1			14:50:53.564
2	2:18.705	+3.645	14:53:12.269
3	2:20.330	+5.270	14:55:32.599
4	2:16.725	+1.665	14:57:49.324
5	2:17.089	+2.029	15:00:06.413
6	2:17.367	+2.307	15:02:23.780
7	2:15.060		15:04:38.840
8	2:16.090	+1.030	15:06:54.930
9	2:17.284	+2.224	15:09:12.214
10	2:16.981	+1.921	15:11:29.195
11	2:15.490	+0.430	15:13:44.685
12	2:16.869	+1.809	15:16:01.554

(89) Mika Kordbarlag

1			14:50:56.582
2	2:16.877	+1.911	14:53:13.459
3	2:19.392	+4.426	14:55:32.851
4	2:17.825	+2.859	14:57:50.676
5	2:16.296	+1.330	15:00:06.972
6	2:17.397	+2.431	15:02:24.369
7	2:14.966		15:04:39.335
8	2:16.787	+1.821	15:06:56.122
9	2:16.940	+1.974	15:09:13.062
10	2:16.850	+1.884	15:11:29.912

Lap	Lap Tm	Diff	Time of Day
11	2:16.707	+1.741	15:13:46.619
12	2:15.158	+0.192	15:16:01.777

(88) Tilo Wittlerbäumer

1			14:50:51.058
2	2:20.072	+4.304	14:53:11.130
3	2:21.356	+5.588	14:55:32.486
4	2:18.815	+3.047	14:57:51.301
5	2:18.256	+2.488	15:00:09.557
6	2:17.912	+2.144	15:02:27.469
7	2:17.904	+2.136	15:04:45.373
8	2:16.647	+0.879	15:07:02.020
9	2:15.954	+0.186	15:09:17.974
10	2:15.768		15:11:33.742
11	2:15.879	+0.111	15:13:49.621
12	2:17.851	+2.083	15:16:07.472

(841) Niklas Stange

1			14:50:54.048
2	2:19.358	+2.786	14:53:13.406
3	2:21.309	+4.737	14:55:34.715
4	2:20.363	+3.791	14:57:55.078
5	2:18.548	+1.976	15:00:13.626
6	2:16.898	+0.326	15:02:30.524
7	2:17.160	+0.588	15:04:47.684
8	2:19.267	+2.695	15:07:06.951
9	2:16.572		15:09:23.523
10	2:20.398	+3.826	15:11:43.921
11	2:19.072	+2.500	15:14:02.993
12	2:25.352	+8.780	15:16:28.345

(173) Mike van Kasteren

1			14:50:44.898
2	2:24.705	+6.999	14:53:09.603
3	2:21.960	+4.254	14:55:31.563
4	2:24.228	+6.522	14:57:55.791
5	2:21.113	+3.407	15:00:16.904
6	2:18.330	+0.624	15:02:35.234
7	2:17.706		15:04:52.940
8	2:19.410	+1.704	15:07:12.350
9	2:22.090	+4.384	15:09:34.440
10	2:20.726	+3.020	15:11:55.166
11	2:22.256	+4.550	15:14:17.422
12	2:20.507	+2.801	15:16:37.929

(43) William Andersson

1			14:50:46.015
2	2:20.322	+5.484	14:53:06.337
3	2:18.070	+3.232	14:55:24.407
4	2:16.459	+1.621	14:57:40.866
5	2:17.999	+3.161	14:59:58.865
6	2:16.005	+1.167	15:02:14.870
7	2:16.790	+1.952	15:04:31.660
8	2:14.838		15:06:46.498
9	2:16.837	+1.999	15:09:03.335
10	2:41.301	+26.463	15:11:44.636
11	2:31.217	+16.379	15:14:15.853
12	2:33.866	+19.028	15:16:49.719

(33) Casper Nielsen

1			14:50:40.248
2	2:20.786	+1.501	14:53:01.034
3	2:21.616	+2.331	14:55:22.650
4	2:20.539	+1.254	14:57:43.189
5	2:19.285		15:00:02.474
6	2:20.871	+1.586	15:02:23.345

Lap	Lap Tm	Diff	Time of Day
7	2:22.489	+3.204	15:04:45.834
8	2:25.041	+5.756	15:07:10.875
9	2:22.313	+3.028	15:09:33.188
10	2:24.785	+5.500	15:11:57.973
11	2:29.054	+9.769	15:14:27.027

(21) Felix Hoffmann

1			14:51:07.989
2	2:18.807	+0.778	14:53:26.796
3	2:18.246	+0.217	14:55:45.042
4	2:18.598	+0.569	14:58:03.640
5	2:19.610	+1.581	15:00:23.250
6	2:22.577	+4.548	15:02:45.827
7	2:21.473	+3.444	15:05:07.300
8	2:18.035	+0.006	15:07:25.335
9	2:18.029		15:09:43.364
10	2:22.180	+4.151	15:12:05.544
11	2:22.344	+4.315	15:14:27.888

(28) Dorian-Gabor Schirocki

1			14:50:43.113
2	2:23.676	+3.253	14:53:06.789
3	2:20.808	+0.385	14:55:27.597
4	2:20.726	+0.303	14:57:48.323
5	2:20.838	+0.415	15:00:09.161
6	2:20.423		15:02:29.584
7	2:21.060	+0.637	15:04:50.644
8	2:34.414	+13.991	15:07:25.058
9	2:24.043	+3.620	15:09:49.101
10	2:25.022	+4.599	15:12:14.123
11	2:21.799	+1.376	15:14:35.922

(156) Jordi van Nobelen

1			14:51:17.046
2	2:18.455	+1.586	14:53:35.501
3	2:16.883	+0.014	14:55:52.384
4	2:16.869		14:58:09.253
5	2:17.879	+1.010	15:00:27.132
6	2:19.160	+2.291	15:02:46.292
7	2:21.743	+4.874	15:05:08.035
8	2:18.979	+2.110	15:07:27.014
9	2:20.848	+3.979	15:09:47.862
10	2:25.096	+8.227	15:12:12.958
11	2:23.611	+6.742	15:14:36.569

(52) Glen Meier

1			14:50:46.148
2	2:24.436	+3.254	14:53:10.584
3	2:26.516	+5.334	14:55:37.100
4	2:22.340	+1.158	14:57:59.440
5	2:22.780	+1.598	15:00:22.220
6	2:21.182		15:02:43.402
7	2:21.827	+0.645	15:05:05.229
8	2:24.652	+3.470	15:07:29.881
9	2:25.226	+4.044	15:09:55.107
10	2:23.096	+1.914	15:12:18.203
11	2:22.538	+1.356	15:14:40.741

(127) Lukas Stucken

1			14:50:40.952
2	2:25.632	+3.771	14:53:06.584
3	2:24.528	+2.667	14:55:31.112
4	2:23.191	+1.330	14:57:54.303
5	2:27.183	+5.322	15:00:21.486
6	2:23.327	+1.466	15:02:44.813
7	2:21.861		15:05:06.674

Orbits 4

Timekeeping Tina Krlitschka:

Krlitschka

Clerk of the course Christop Kunze:

Steward Olaf Noack:

Reg. Nr MX 06-10

Licensed to: Motorsport Events

Printed: 2010-04-18 15:22:10

posted at: h

Page 2/3



ADAC MX Masters Fürstlich Drehna 2010

MX Masters Junior Cup

Fürstlich Drehna 1,837 Km

2. Race

2010-04-18 14:45

Race (20:00 and 2 Laps) started at 14:49:38

Lap	Lap Tm	Diff	Time of Day
8	2:24.390	+2.529	15:07:31.064
9	2:22.934	+1.073	15:09:53.998
10	2:25.463	+3.602	15:12:19.461
11	2:23.529	+1.668	15:14:42.990

(70) Lev Smirnov

Lap	Lap Tm	Diff	Time of Day
1			14:50:52.979
2	2:24.317	+3.298	14:53:17.296
3	2:21.019		14:55:38.315
4	2:22.182	+1.163	14:58:00.497
5	2:23.016	+1.997	15:00:23.513
6	2:22.164	+1.145	15:02:45.677
7	2:25.314	+4.295	15:05:10.991
8	2:22.018	+0.999	15:07:33.009
9	2:25.082	+4.063	15:09:58.091
10	2:28.266	+7.247	15:12:26.357
11	2:25.665	+4.646	15:14:52.022

(131) Florian Hellrigl

Lap	Lap Tm	Diff	Time of Day
1			14:50:47.968
2	2:23.841	+5.874	14:53:11.809
3	2:24.103	+6.136	14:55:35.912
4	2:20.514	+2.547	14:57:56.426
5	2:19.808	+1.841	15:00:16.234
6	2:18.034	+0.067	15:02:34.268
7	2:17.967		15:04:52.235
8	2:39.954	+21.987	15:07:32.189
9	2:24.091	+6.124	15:09:56.280
10	2:24.251	+6.284	15:12:20.531
11	2:54.395	+36.428	15:15:14.926

(318) Dan Houzet

Lap	Lap Tm	Diff	Time of Day
1			14:50:36.141
2	2:14.215	+1.717	14:52:50.356
3	2:44.507	+32.009	14:55:34.863
4	3:36.796	+1:24.298	14:59:11.659
5	2:25.990	+13.492	15:01:37.649
6	2:12.498		15:03:50.147
7	2:42.884	+30.386	15:06:33.031
8	2:15.056	+2.558	15:08:48.087
9	2:56.203	+43.705	15:11:44.290
10	2:21.980	+9.482	15:14:06.270
11	2:29.288	+16.790	15:16:35.558

(72) Maximilian Pleyer

Lap	Lap Tm	Diff	Time of Day
1			14:51:12.638
2	2:21.649		14:53:34.287
3	3:13.283	+51.634	14:56:47.570
4	2:22.555	+0.906	14:59:10.125
5	2:35.015	+13.366	15:01:45.140
6	2:32.787	+11.138	15:04:17.927
7	2:42.262	+20.613	15:07:00.189
8	2:40.629	+18.980	15:09:40.818
9	2:46.770	+25.121	15:12:27.588
10	2:50.137	+28.488	15:15:17.725

(314) Maximilian Schrepf

Lap	Lap Tm	Diff	Time of Day
1			14:51:00.842
2	2:21.883	+0.579	14:53:22.725
3	2:21.304		14:55:44.029
4	2:24.404	+3.100	14:58:08.433
5	2:27.011	+5.707	15:00:35.444
6	2:30.415	+9.111	15:03:05.859
7	2:35.252	+13.948	15:05:41.111
8	2:36.518	+15.214	15:08:17.629
9	2:50.305	+29.001	15:11:07.934

(171) Koen Gouwenberg

Lap	Lap Tm	Diff	Time of Day
1			14:50:42.035
2	2:22.481	+4.540	14:53:04.516
3	2:22.527	+4.586	14:55:27.043
4	2:17.941		14:57:44.984
5	2:19.924	+1.983	15:00:04.908
6	2:21.837	+3.896	15:02:26.745
7	2:20.133	+2.192	15:04:46.878

(315) Gianluca Ecca

Lap	Lap Tm	Diff	Time of Day
1			14:50:47.654
2	2:21.578	+5.403	14:53:09.232
3	2:19.262	+3.087	14:55:28.494
4	2:17.121	+0.946	14:57:45.615
5	2:16.175		15:00:01.790

(31) Marco Fleissig

Lap	Lap Tm	Diff	Time of Day
1			14:50:49.850
2	2:31.555		14:53:21.405
3	2:36.449	+4.894	14:55:57.854



ADAC MX Masters Fürstlich Drehna 2010

Lapchart

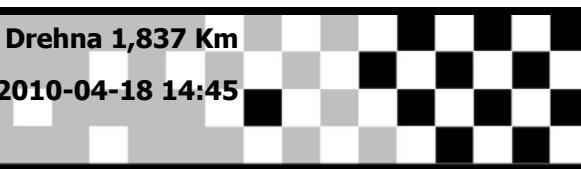
MX Masters Junior Cup

Fürstlich Drehna 1,837 Km

2. Race

2010-04-18 14:45

Race (20:00 and 2 Laps) started at 14:49:38



Competitors	Laps											
	1	2	3	4	5	6	7	8	9	10	11	12
Brent van Doninck (1)	1	1	23	23	23	23	23	23	23	23	23	23
Bas Vaessen (198)	2	198	23	1	1	1	1	1	129	129	129	129
Marten Borchert (23)	3	23	117	48	129	129	129	129	1	1	29	29
Dan Houzet (318)	4	318	198	117	48	48	48	48	29	29	1	1
Joachim Falden (117)	5	117	48	129	117	117	117	29	29	48	48	48
Rostyslav Voytsitskyy (48)	6	48	129	198	198	198	29	216	216	216	216	216
Luca Nijenhuis (129)	7	129	318	216	216	216	198	117	117	117	198	198
Yannick Heylen (74)	8	74	216	301	29	29	216	198	198	198	117	117
Appy Robben Jr. (301)	9	301	74	195	301	195	195	195	195	195	195	117
Casper Nielsen (33)	10	33	301	74	195	301	13	13	13	13	13	13
Thomas Kjer Olsen (216)	11	216	195	29	74	74	301	38	38	38	38	38
Lukas Stucken (127)	12	127	13	13	13	13	38	301	301	84	84	84
Cedric Grobбен (195)	13	195	38	38	38	38	74	74	74	301	301	301
Daymond Martens (38)	14	38	33	84	84	84	84	84	84	74	166	166
Koen Gouwenberg (171)	15	171	29	166	166	166	166	166	166	74	74	63
Louis Höhr (13)	16	13	84	33	43	43	43	43	43	63	63	74
Dorian-Gabor Schirocki (28)	17	28	171	43	33	315	57	57	57	57	57	57
Sven van de Mierden (84)	18	84	166	171	171	33	33	37	37	63	37	37
Mike van Kasteren (173)	19	173	43	28	315	57	37	89	63	37	89	89
Erik Appelqvist (166)	20	166	127	315	57	171	89	63	89	89	88	88
William Andersson (43)	21	43	28	57	28	37	63	88	88	88	841	841
Glen Meier (52)	22	52	315	127	37	89	171	33	841	841	43	173
Gianluca Ecca (315)	23	315	173	173	89	63	88	171	33	33	173	173
Florian Hellrigl (131)	24	131	57	88	88	28	28	841	173	173	33	33
Henry Jacobi (29)	25	29	52	37	63	88	841	28	28	21	21	21
Marco Fleissig (31)	26	31	88	89	127	841	131	131	21	156	156	28
Tilo Wittlerbäumer (88)	27	88	131	63	841	131	173	173	156	28	28	156
Lev Smirnov (70)	28	70	37	841	173	173	52	52	52	127	52	52
Felix Nilsson (57)	29	57	841	318	131	127	127	127	127	52	127	127
Dmytro Asmanov (37)	30	37	89	131	52	52	70	21	131	131	131	70
Niklas Stange (841)	31	841	63	52	70	21	21	156	70	70	70	131
Mika Kordbarlag (89)	32	89	70	70	21	70	156	70	314	314	318	318
Henri Roosiorg (63)	33	63	31	314	314	156	314	314	318	318	72	72
Maximilian Schrempf (314)	34	314	314	21	156	314	318	318	72	72		
Felix Hoffmann (21)	35	21	21	156	72	318	72	72				
Maximilian Pleyer (72)	36	72	72	31	318	72						
Jordi van Nobelen (156)	37	156	156	72								

Krlitschka



Official Timing www.camp-company.de

Int. ADAC MX MASTERS Fürstlich Drehna 17.-18. April 2010

Class 3 MX-Junior-Cup

Tracklength: 1.837 m

Eventresults Fürstlich Drehna

Date: 17th and 18th of April

Pos.	No.	Name	Nat./Hometown	Trademark	Entrant / Team	Race 1		Race 2		total Points
						Points	Pos	Points	Pos	
1	23	Borchert, Marten	GER-kölln-reisiek	KTM	DMSB KTM Kosak MX Junior Team	20	3	25	1	45
2	29	Jacobi, Henry	GER-Bad Sulza	KTM	DMSB-KTM-Kosak-MX-Junior Team	25	1	20	3	45
3	129	Nijenhuis, Luca	NED-Heerde	YAMAHA	Gebben Motoren	22	2	22	2	44
4	1	van Doninck, Brent	BEL-herentals	KTM	KTM OOSTENRIJK	18	4	18	4	36
5	198	Vaessen, Bas	NED-Swalmen	KTM		16	5	15	6	31
6	216	Olsen, Thomas Kjer	DEN-Sønderborg	SUZUKI		14	7	16	5	30
7	48	Voytsitskyy, Rostyslav	UKR-Krasne	KTM		15	6	14	7	29
8	13	Höhr, Louis	GER-Stockelsdorf	KTM	BvZ Racing Team	11	10	11	10	22
9	301	Robben Jr., Appy	NED-OISTERWIJK	SUZUKI	Appy's Cross Shop	13	8	8	13	21
10	117	Falden, Joachim	DEN-Sevriar	YAMAHA		9	12	12	9	21
11	38	Martens, Daymond	BEL-Macon	KTM		10	11	10	11	20
12	195	Grobben, Cedric	BEL-opglabbeek	YAMAHA	gto	5	16	13	8	18
13	84	van de Mierden, Sven	NED-DOMMELEN, NL	SUZUKI	JONG-FORCE RACING	7	14	9	12	16
14	318	Houzet, Dan	FRA-volgre	KTM		12	9	0	32	12
15	156	van Nobelen, Jordi	NED-Noordwijkerhout	KAWASAKI	Rabbit Racing	8	13	0	27	8
16	166	Appelqvist, Erik	SWE-Kode	YAMAHA		0	26	7	14	7
17	63	Roosiorg, Henri	EST-Tartu	KTM		0	24	6	15	6
18	21	Hoffmann, Felix	GER-Freinsheim	KTM		6	15	0	25	6
19	89	Kordbarlag, Mika	GER-Schloß Holte - Stuker	SUZUKI	TEAM RACE DIRECT WEHRMANN	4	17	2	19	6
20	74	Heylen, Yannick	BEL-Zemst	SUZUKI		0	23	5	16	5
21	37	Asmanov, Dmytro	UKR-Kiev	SUZUKI		2	19	3	18	5
22	57	Nilsson, Felix	SWE-veberod	SUZUKI		0	21	4	17	4
23	28	Schirocki, Dorian-Gabor	GER-Geisenfeld	KTM	KTM Kosak-Racing	3	18	0	26	3
24	88	Wittlerbäumer, Tilo	GER-Rüdersdorf	SUZUKI	ADAC Berlin-Brandenburg e.V.	0	22	1	20	1
25	315	Ecça, Gianluca	GER-Alpen	SUZUKI		1	20	0	36	1
26	841	Stange, Niklas	GER-Schmilau	SUZUKI	Castrol Power 1 Moto-Web	0	34	0	21	0
27	173	van Kasteren, Mike	NED-SCHIJNDEL	KTM	KTM LV Motors	0	36	0	22	0
28	43	Andersson, William	SWE-HUSKVARNA	KTM		0	32	0	23	0
29	33	Nielsen, Casper	DEN-Galten	KTM		0	33	0	24	0
30	52	Meier, Glen	DEN-trige	YAMAHA	4racing	0	25	0	28	0
31	314	Schrempf, Maximilian	AUT-Ramsau am Dachstei	KAWASAKI	GRENN Waldmeister Limonade	0	27	0	34	0
32	72	Pleyer, Maximilian	GER-Ober-Ramstadt	KTM	Team SM Sport	0	28	0	33	0
33	127	Stucken, Lukas	AUT-Sautens	KTM	MSC Rietz	0	30	0	29	0
34	131	Hellrigl, Florian	AUT-Telfs	KAWASAKI		0	29	0	31	0
35	70	Smirnov, Lev	RUS-Vokzalnayastr 60	KTM	KTM Kosak Racing	0	x	0	30	0
36	171	Gouwenberg, Koen	NED-Julianadorp	KTM	MX Team Akersloot	0	31	0	35	0
37	31	Fleissig, Marco	GER-Dietenheim	SUZUKI	TKM Steuck Suzuki	0	35	0	37	0
38	251	Guryev, Artyom	RUS-Belgorod	SUZUKI		0	37	0	x	0
39	71	Kicka, Daniel	CZE-Tábor	KTM		0	38	0	x	0
40	101	Friedrich, Mickael	FRA-DRUSENHEIM	YAMAHA		0	39	0	x	0
41	208	Gole, Anton	SWE-Lindome	HONDA		0	40	0	x	0
42		,				0	0	0	0	0

Announcements: These results are provisional until the conclusion of any judicial and technical matters

Clerk of the course Christoph Kunze:

Jury President Olaf Noack:

Timekeeping Tina Krlitschka:

Krlitschka

Posted at: h

Printed: 18.04.2010 15:49

