



ADAC MX Masters Fürstlich Drehna 2010

MX Masters

Fürstlich Drehna 1,837 Km

Practice even numbers

2010-04-17 11:00

Practice started at 11:04:57

Pos	No.	Name	FNM	Nat./Hometown	Trademark	Entrant/Team	Laps	Best Tm	Diff In Lap	km/h	
1	2	Maximilian Nagl	DMSB	GER-Hohenpeissenberg	KTM	Red Bull KTM Factory Racing	10	1:52.677	9	58,692	
2	120	Cedric Soubeyras	FFM	FRA-Berre 33	KTM	KTM Sarholz Racing Team	8	1:53.204	0.527	7	58,418
3	94	Ken Roczen	DMSB	GER-Mattstedt	SUZUKI	TEKA SUZUKI EUROPE World MXz	9	1:53.337	0.660	8	58,350
4	6	Stephan Mock	DMSB	GER-Wolfsburg	HONDA	Kalli-Racing Team	9	1:53.377	0.700	4	58,329
5	134	Filip Neugebauer	DMSB	CZE-DIVAKY	KAWASAKI	Kawasaki Elf Team Pfeil	8	1:54.729	2.052	4	57,642
6	170	Marco Dorsch	DMSB	GER-widdern	KTM		7	1:55.121	2.444	5	57,446
7	300	Aleksandr Tonkov	DMSB	RUS-schmelz	SUZUKI	BodoSchmidt Motorsport	8	1:55.537	2.860	6	57,239
8	28	Steffen Albrecht	DMSB	GER-Großbröhrsdorf	YAMAHA	Team Yamaha Parthen	9	1:56.004	3.327	8	57,008
9	312	Chris Gundermann	DMSB	GER-Stressenhausen	YAMAHA	Team Yamaha Parthen	9	1:56.765	4.088	9	56,637
10	86	Aleksander Paschinski	FMU	UKR-Irpin	KTM		7	1:57.000	4.323	4	56,523
11	20	Dario Gianni Dapor	DMSB	GER-Riedstadt	KAWASAKI	Team PassionMX	7	1:57.090	4.413	5	56,480
12	136	Dominik Schunke	DMSB	GER-Calau OT Werchow	SUZUKI		6	1:57.479	4.802	3	56,293
13	56	Nikolay Paschinskiy	FMU	UKR-Irpin	KTM		7	1:57.680	5.003	7	56,196
14	330	Cedric Lieber	MUL	BEL-STRASSEN	SUZUKI		8	1:57.862	5.185	4	56,110
15	162	Michael Staufer	OeAMT	AUT-Sieding	KTM		7	1:58.092	5.415	7	56,000
16	272	Enrico Jache	DMSB	GER-Jeetze	HUSQVARNA	Team Zupin Husqvarna	8	1:58.625	5.948	7	55,749
17	156	Angus Heidecke	DMSB	GER-SAUDERSDORF	KAWASAKI	Kawasaki Elf Team Pfeil	10	1:58.945	6.268	8	55,599
18	48	Andreas Schmidinger	OeAMT	AUT-Waldneukirchen	HONDA	Team MIBAG Schmidinger	7	1:59.329	6.652	6	55,420
19	12	Andreas Weber	DMSB	GER-Torgau	KAWASAKI	Motorradspport Straub	8	1:59.654	6.977	4	55,269
20	192	Loic Lepine	FFM	FRA-ferrieres en gatinai	SUZUKI	Bodo Schmidt Motorsport	7	2:00.368	7.691	7	54,942
21	32	Robert Sturm	DMSB	GER-Kissing	KAWASAKI	Sturm Racing Team	7	2:00.919	8.242	6	54,691
22	166	Jeremy Renkens	FMB	BEL-MOMALLE	YAMAHA	JNR MX TEAM	8	2:01.307	8.630	8	54,516
23	280	Michael Dittmann	DMSB	GER-Ueckermünde	KTM	KTM GST Berlin Racing	7	2:01.934	9.257	3	54,236
24	14	Tim Münchhofen	DMSB	GER-Düsseldorf	HONDA	Team Honda Waldmann	7	2:02.124	9.447	6	54,152
25	46	Jens Voss	DMSB	GER-Rosengarten	KTM	MSC Gaildorf	7	2:02.264	9.587	5	54,090
26	188	Roland Ekerold	DMSB	GER-Weiskirchen	KTM	Bodo Schmidt Motorsport	9	2:02.620	9.943	7	53,932
27	72	Paul Grybowski	DMSB	GER-Pankteal	SUZUKI		9	2:03.125	10.448	8	53,711
28	168	Erwin Schuster	OeAMT	AUT-villach	SUZUKI		8	2:03.848	11.171	2	53,398
29	60	Benjamin Moll	OeAMT	AUT-Häselgehr	KTM	MSC Raiba Ehrwald	7	2:04.086	11.409	5	53,295
30	510	Steffen Leopold	DMSB	GER-Sulz-Mühlheim	SUZUKI	Team Suzuki Reinecke	7	2:05.184	12.507	7	52,828
31	176	Matthias Bachofer	DMSB	GER-Weilheim/Teck	HONDA		1	2:28.254	35.577	1	44,607

Orbits 4

Timekeeping Tina Krlitschka:

Clerk of the course Christian Kunze:

www.amb-it.com

www.mylaps.com

Steward Olaf Noack:

Reg. Nr MX 06-10

Licensed to: Motorsport Events

Printed: 2010-04-17 11:28:02

posted at: h



ADAC MX Masters Fürstlich Drehna 2010

MX Masters

Fürstlich Drehna 1,837 Km

Practice even numbers

2010-04-17 11:00

Practice started at 11:04:57

Lap	Lap Tm	Diff	Time of Day
(2) Maximilian Nagl			
1	2:16.861	+24.184	11:09:04.759
2	2:04.681	+12.004	11:11:09.440
3	2:00.686	+8.009	11:13:10.126
4	1:59.739	+7.062	11:15:09.865
5	1:56.866	+4.189	11:17:06.731
6	1:53.946	+1.269	11:19:00.677
7	1:55.084	+2.407	11:20:55.761
8	1:55.452	+2.775	11:22:51.213
9	1:52.677		11:24:43.890
10	1:52.842	+0.165	11:26:36.732

(120) Cedric Soubeyras			
1	2:06.311	+13.107	11:07:49.918
2	1:59.531	+6.327	11:09:49.449
3	1:56.377	+3.173	11:11:45.826
4	1:56.192	+2.988	11:13:42.018
5	1:53.485	+0.281	11:15:35.503
6	5:40.498	+3:47.294	11:21:16.001
7	1:53.204		11:23:09.205
8	2:19.596	+26.392	11:25:28.801

(94) Ken Roczen			
1	2:08.616	+15.279	11:08:06.246
2	1:57.317	+3.980	11:10:03.563
3	1:56.936	+3.599	11:12:00.499
4	1:56.583	+3.246	11:13:57.082
5	4:44.598	+2:51.261	11:18:41.680
6	1:55.247	+1.910	11:20:36.927
7	1:55.881	+2.544	11:22:32.808
8	1:53.337		11:24:26.145
9	2:13.524	+20.187	11:26:39.669

(6) Stephan Mock			
1	2:04.362	+10.985	11:07:29.937
2	2:00.098	+6.721	11:09:30.035
3	2:10.427	+17.050	11:11:40.462
4	1:53.377		11:13:33.839
5	3:49.107	+1:55.730	11:17:22.946
6	2:15.566	+22.189	11:19:38.512
7	1:54.331	+0.954	11:21:32.843
8	2:16.383	+23.006	11:23:49.226
9	2:17.414	+24.037	11:26:06.640

(134) Filip Neugebauer			
1	2:04.705	+9.976	11:07:32.650
2	2:03.021	+8.292	11:09:35.671
3	1:56.932	+2.203	11:11:32.603
4	1:54.729		11:13:27.332
5	4:08.646	+2:13.917	11:17:35.978
6	2:01.437	+6.708	11:19:37.415
7	3:25.683	+1:30.954	11:23:03.098
8	2:16.893	+22.164	11:25:19.991

(170) Marco Dorsch			
1	2:07.984	+12.863	11:07:58.802
2	2:06.610	+11.489	11:10:05.412
3	1:57.536	+2.415	11:12:02.948
4	3:56.547	+2:01.426	11:15:59.495
5	1:55.121		11:17:54.616
6	4:36.577	+2:41.456	11:22:31.193
7	2:16.912	+21.791	11:24:48.105

(300) Aleksandr Tonkov			
1	2:17.507	+21.970	11:08:42.541

2	1:59.605	+4.068	11:10:42.146
3	1:57.263	+1.726	11:12:39.409
4	1:55.596	+0.059	11:14:35.005
5	2:33.942	+38.405	11:17:08.947
6	1:55.537		11:19:04.484
7	5:14.867	+3:19.330	11:24:19.351
8	2:12.860	+17.323	11:26:32.211

(28) Steffen Albrecht			
1	2:11.551	+15.547	11:07:45.633
2	1:58.600	+2.596	11:09:44.233
3	1:58.568	+2.564	11:11:42.801
4	1:56.246	+0.242	11:13:39.047
5	2:05.293	+9.289	11:15:44.340
6	3:42.140	+1:46.136	11:19:26.480
7	2:01.582	+5.578	11:21:28.062
8	1:56.004		11:23:24.066
9	3:53.055	+1:57.051	11:27:17.121

(312) Chris Gundermann			
1	2:06.735	+9.970	11:07:36.631
2	2:03.623	+6.858	11:09:40.254
3	3:14.981	+1:18.216	11:12:55.235
4	1:58.327	+1.562	11:14:53.562
5	2:17.834	+21.069	11:17:11.396
6	2:08.736	+11.971	11:19:20.132
7	1:57.285	+0.520	11:21:17.417
8	2:16.127	+19.362	11:23:33.544
9	1:56.765		11:25:30.309

(86) Aleksander Paschinsky			
1	2:13.665	+16.665	11:08:14.649
2	2:00.025	+3.025	11:10:14.674
3	2:26.038	+29.038	11:12:40.712
4	1:57.000		11:14:37.712
5	4:05.317	+2:08.317	11:18:43.029
6	2:00.257	+3.257	11:20:43.286
7	5:15.006	+3:18.006	11:25:58.292

(20) Dario Gianni Dapor			
1	2:19.998	+22.908	11:07:57.073
2	2:17.257	+20.167	11:10:14.330
3	2:00.289	+3.199	11:12:14.619
4	3:13.399	+1:16.309	11:15:28.018
5	1:57.090		11:17:25.108
6	4:13.551	+2:16.461	11:21:38.659
7	1:57.187	+0.097	11:23:35.846

(136) Dominik Schunke			
1	2:07.920	+10.441	11:07:48.987
2	1:58.616	+1.137	11:09:47.603
3	1:57.479		11:11:45.082
4	4:20.657	+2:23.178	11:16:05.739
5	2:08.595	+11.116	11:18:14.334
6	7:07.115	+5:09.636	11:25:21.449

(56) Nikolay Paschinsky			
1	2:12.205	+14.525	11:07:44.142
2	1:59.341	+1.661	11:09:43.483
3	1:59.093	+1.413	11:11:42.576
4	4:20.819	+2:23.139	11:16:03.395
5	1:59.325	+1.645	11:18:02.720
6	4:09.607	+2:11.927	11:22:12.327
7	1:57.680		11:24:10.007

(330) Cedric Lieber			
----------------------------	--	--	--

1	2:22.217	+24.355	11:08:00.690
2	2:02.706	+4.844	11:10:03.396
3	5:26.960	+3:29.098	11:15:30.356
4	1:57.862		11:17:28.218
5	2:12.160	+14.298	11:19:40.378
6	1:59.713	+1.851	11:21:40.091
7	1:58.817	+0.955	11:23:38.908
8	2:24.255	+26.393	11:26:03.163

(162) Michael Stauer			
1	2:24.215	+26.123	11:08:18.180
2	2:17.672	+19.580	11:10:35.852
3	2:02.538	+4.446	11:12:38.390
4	3:36.842	+1:38.750	11:16:15.232
5	1:58.689	+0.597	11:18:13.921
6	4:17.928	+2:19.836	11:22:31.849
7	1:58.092		11:24:29.941

(272) Enrico Jache			
1	2:17.233	+18.608	11:07:57.672
2	1:59.382	+0.757	11:09:57.054
3	4:27.972	+2:29.347	11:14:25.026
4	1:59.792	+1.167	11:16:24.818
5	2:14.292	+15.667	11:18:39.110
6	2:13.919	+15.294	11:20:53.029
7	1:58.625		11:22:51.654
8	3:59.315	+2:00.690	11:26:50.969

(156) Angus Heidecke			
1	2:10.040	+11.095	11:07:12.288
2	2:00.033	+1.088	11:09:12.321
3	2:00.750	+1.805	11:11:13.071
4	2:01.965	+3.020	11:13:15.036
5	2:09.925	+10.980	11:15:24.961
6	2:06.228	+7.283	11:17:31.189
7	3:16.242	+1:17.297	11:20:47.431
8	1:58.945		11:22:46.376
9	2:09.098	+10.153	11:24:55.474
10	2:17.617	+18.672	11:27:13.091

(48) Andreas Schmidinger			
1	2:17.593	+18.264	11:08:07.361
2	2:03.814	+4.485	11:10:11.175
3	2:01.195	+1.866	11:12:12.370
4	2:00.114	+0.785	11:14:12.484
5	6:43.041	+4:43.712	11:20:55.525
6	1:59.329		11:22:54.854
7	3:17.216	+1:17.887	11:26:12.070

(12) Andreas Weber			
1	2:10.356	+10.702	11:07:49.357
2	1:59.805	+0.151	11:09:49.162
3	3:27.976	+1:28.322	11:13:17.138
4	1:59.654		11:15:16.792
5	2:21.278	+21.624	11:17:38.070
6	3:25.947	+1:26.293	11:21:04.017
7	2:01.057	+1.403	11:23:05.074
8	2:10.079	+10.425	11:25:15.153

(192) Loic Lepine			
1	2:17.197	+16.829	11:08:43.365
2	2:03.445	+3.077	11:10:46.810
3	2:01.374	+1.006	11:12:48.184
4	2:01.244	+0.876	11:14:49.428
5	2:01.956	+1.588	11:16:51.384
6	6:13.677	+4:13.309	11:23:05.061

Orbits 4

Timekeeping Tina Krlitschka:

Clerk of the course Christian Kunze:

www.amb-it.com

www.mylaps.com

Steward Olaf Noack:

Reg. Nr MX 06-10

Licensed to: Motorsport Events

Printed: 2010-04-17 11:28:45

posted at: h

Page 12



ADAC MX Masters Fürstlich Drehna 2010

MX Masters

Fürstlich Drehna 1,837 Km

Practice even numbers

2010-04-17 11:00

Practice started at 11:04:57

Lap	Lap Tm	Diff	Time of Day
7	2:00.368		11:25:05.429

(32) Robert Sturm

1	2:24.409	+23.490	11:08:27.317
2	2:03.630	+2.711	11:10:30.947
3	2:01.660	+0.741	11:12:32.607
4	3:47.440	+1:46.521	11:16:20.047
5	2:13.712	+12.793	11:18:33.759
6	2:00.919		11:20:34.678
7	5:04.844	+3:03.925	11:25:39.522

(166) Jeremy Renkens

1	2:30.977	+29.670	11:08:21.141
2	2:18.768	+17.461	11:10:39.909
3	2:04.873	+3.566	11:12:44.782
4	3:56.661	+1:55.354	11:16:41.443
5	2:03.002	+1.695	11:18:44.445
6	2:29.308	+28.001	11:21:13.753
7	2:08.039	+6.732	11:23:21.792
8	2:01.307		11:25:23.099

(280) Michael Dittmann

1	2:04.429	+2.495	11:07:30.811
2	2:02.865	+0.931	11:09:33.676
3	2:01.934		11:11:35.610
4	2:02.685	+0.751	11:13:38.295
5	3:42.264	+1:40.330	11:17:20.559
6	5:53.666	+3:51.732	11:23:14.225
7	2:09.799	+7.865	11:25:24.024

(14) Tim Münchhofen

1	2:09.462	+7.338	11:07:44.611
2	2:03.751	+1.627	11:09:48.362
3	2:02.997	+0.873	11:11:51.359
4	4:08.015	+2:05.891	11:15:59.374
5	2:02.578	+0.454	11:18:01.952
6	2:02.124		11:20:04.076
7	5:16.894	+3:14.770	11:25:20.970

(46) Jens Voss

1	2:21.851	+19.587	11:08:20.035
2	2:08.230	+5.966	11:10:28.265
3	2:03.643	+1.379	11:12:31.908
4	5:56.264	+3:54.000	11:18:28.172
5	2:02.264		11:20:30.436
6	2:02.336	+0.072	11:22:32.772
7	4:13.648	+2:11.384	11:26:46.420

(188) Roland Ekerold

1	2:16.827	+14.207	11:08:05.782
2	2:05.097	+2.477	11:10:10.879
3	2:10.045	+7.425	11:12:20.924
4	2:13.030	+10.410	11:14:33.954
5	2:04.706	+2.086	11:16:38.660
6	3:55.153	+1:52.533	11:20:33.813
7	2:02.620		11:22:36.433
8	2:15.067	+12.447	11:24:51.500
9	2:22.082	+19.462	11:27:13.582

(72) Paul Grybowski

1	2:18.153	+15.028	11:08:01.314
2	2:06.990	+3.865	11:10:08.304
3	2:15.381	+12.256	11:12:23.685
4	2:03.714	+0.589	11:14:27.399
5	2:15.194	+12.069	11:16:42.593
6	2:06.545	+3.420	11:18:49.138

Lap	Lap Tm	Diff	Time of Day
7	3:27.408	+1:24.283	11:22:16.546
8	2:03.125		11:24:19.671
9	2:54.324	+51.199	11:27:13.995

(168) Erwin Schuster

1	2:21.776	+17.928	11:08:07.953
2	2:03.848		11:10:11.801
3	2:33.810	+29.962	11:12:45.611
4	2:39.950	+36.102	11:15:25.561
5	2:45.620	+41.772	11:18:11.181
6	3:54.275	+1:50.427	11:22:05.456
7	2:26.493	+22.645	11:24:31.949
8	2:29.377	+25.529	11:27:01.326

(60) Benjamin Moll

1	4:17.057	+2:12.971	11:09:54.516
2	2:05.164	+1.078	11:11:59.680
3	2:05.108	+1.022	11:14:04.788
4	4:12.565	+2:08.479	11:18:17.353
5	2:04.086		11:20:21.439
6	2:45.868	+41.782	11:23:07.307
7	2:05.959	+1.873	11:25:13.266

(510) Steffen Leopold

1	2:13.036	+7.852	11:08:09.622
2	2:12.206	+7.022	11:10:21.828
3	2:25.597	+20.413	11:12:47.425
4	2:35.627	+30.443	11:15:23.052
5	2:26.452	+21.268	11:17:49.504
6	6:17.975	+4:12.791	11:24:07.479
7	2:05.184		11:26:12.663

(176) Matthias Bachofer

1	2:28.254		11:08:06.792
---	-----------------	--	--------------



ADAC MX Masters Fürstlich Drehna 2010

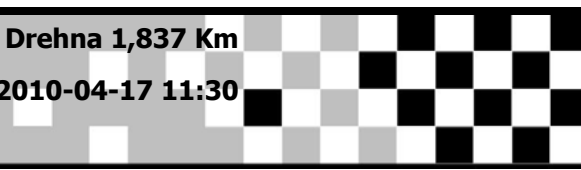
MX Masters

Fürstlich Drehna 1,837 Km

Practice odd numbers

2010-04-17 11:30

Practice started at 11:34:35



Pos	No.	Name	FNM	Nat./Hometown	Trademark	Entrant/Team	Laps	Best Tm	Diff In Lap	km/h
1	11	Steve Ramon	FMB	BEL-De Haan	SUZUKI	Team Rockstar Teka SUZUKI Worl	8	1:52.014		59,039
2	25	Clément Desalle	FMB	BEL-Courcelles	SUZUKI	Team Rockstar Teka SUZUKI Worl	8	1:52.162	0.148	58,961
3	71	Christian Brockel	DMSB	GER-Cottbus	YAMAHA	Kölling Yamaha	8	1:52.700	0.686	58,680
4	57	Dennis Schröter	DMSB	GER-Nettetal	KTM	SILENT SPORT TEAM	9	1:52.893	0.879	58,579
5	75	Kevin Wouts	FMB	BEL-	KAWASAKI	Sturm Racing Team	9	1:53.146	1.132	58,448
6	7	Daniel Siegl	DMSB	GER-Flurstedt	SUZUKI	Team Suzuki Reinecke	8	1:53.888	1.874	58,068
7	811	Sascha Gläß	DMSB	GER-Oranienbaum	HONDA	K+W Double EE Honda	8	1:54.376	2.362	57,820
8	303	Alexander Efimov	MFR	RUS-Moscow	KAWASAKI		8	1:54.883	2.869	57,565
9	23	Arnaud Tonus	FMS	SUI-Geneve	SUZUKI	TEKA SUZUKI EUROPE World MX2	9	1:55.303	3.289	57,355
10	193	Lauri Lehtla	EMF	EST-Tartumaa	KTM		8	1:55.351	3.337	57,331
11	519	Loic Rombaut	FFM	FRA-Solers	KAWASAKI	Sturm Racing Team	8	1:55.377	3.363	57,318
12	149	Günter Schmidinger	OeAMT	AUT-Waldneukirchen	SUZUKI	Delta Racing Team	9	1:56.059	4.045	56,981
13	183	Christoph Hänchen	DMSB	GER-Trebel	HONDA	K+W Double EE Honda	8	1:56.144	4.130	56,940
14	17	Vitaly Tonkow	MFR	RUS-Cottbus	YAMAHA	Kölling Yamaha	8	1:56.553	4.539	56,740
15	9	Petr Smitka	DMSB	GER-Mesto Tousek	KTM	KTM Sarholz Racing Team	8	1:56.593	4.579	56,720
16	313	Davis Livs	DMSB	LAT-Liepaja	KAWASAKI	Janssen Racing	7	1:56.765	4.751	56,637
17	209	Jens Wiedemann	DMSB	GER-Lampertheim	SUZUKI	Team Suzuki Reinecke	8	1:56.794	4.780	56,623
18	19	Dennis Baudrexl	DMSB	GER-Beuerberg	HONDA	Team Honda Waldmann	8	1:57.065	5.051	56,492
19	47	Nicolai Märcher Hansel	DMU	DEN-Engesvang	SUZUKI	DICE GRAFFIX IHLE RACING	8	1:57.077	5.063	56,486
20	203	Victor Picoto	MSA	RSA-buende	SUZUKI	JONG-FORCE RACING	7	1:58.905	6.891	55,618
21	135	Dennis Dictus	DMSB	BEL-Vlijtingen	KAWASAKI		7	1:59.130	7.116	55,512
22	347	Tomas Lhotsky	ACCR	CZE-kynsperk nad ohri	SUZUKI	MotocrossTeam HULHO	9	1:59.611	7.597	55,289
23	83	Andre Adrian	DMSB	GER-Mülheim-Kärlich	HONDA	Team Stute Honda Köln	7	1:59.874	7.860	55,168
24	73	Eric Grybowski	DMSB	GER-Pankteal	SUZUKI		8	2:00.106	8.092	55,061
25	93	Mikus Petersons	LaMSF	LAT-4220	SUZUKI	GK MX Team	8	2:00.855	8.841	54,720
26	109	Andriy Krychchfalushi	FMU	UKR-Chernivtsi	YAMAHA		7	2:00.885	8.871	54,707
27	33	Josef Sturm	DMSB	GER-Kissing	KAWASAKI	Sturm Racing Team	5	2:02.552	10.538	53,962
28	207	Daniel Wozniak	DMU	DEN-Gelsted	YAMAHA		6	2:02.736	10.722	53,882
29	145	Christoph Rothhaupt	OeAMT	AUT-Kundl	KTM		7	2:02.984	10.970	53,773
30	129	Björn Frank	MUL	LUX-Burg Reuland	HONDA	MMX RACING TEAM	6	2:03.040	11.026	53,748
31	35	Martin Scheuch	DMSB	GER-Kasseedorf	KAWASAKI	Team Castrol Power 1 Moto-Web	8	2:03.770	11.756	53,431
32	175	Toni Wolff	DMSB	GER-Crinitz	HONDA	Team Gekatec	4	2:04.812	12.798	52,985
33	911	Benjamin Andersen	DMU	DEN-Ringsted	KTM	BvZ Racing Team	7	2:07.527	15.513	51,857
34	157	Benjamin Kiesl	DMSB	GER-Eisenberg	KAWASAKI	Kawasaki Elf Team Pfeil	4	2:12.732	20.718	49,824

Orbits 4

Timekeeping Tina Krlitschka:

Clerk of the course Christian Kunze:

www.amb-it.com

www.mylaps.com

Steward Olaf Noack:

Reg. Nr MX 06-10

Licensed to: Motorsport Events

Printed: 2010-04-17 11:57:41

posted at: h



ADAC MX Masters Fürstlich Drehna 2010

MX Masters

Fürstlich Drehna 1,837 Km

Practice odd numbers

2010-04-17 11:30

Practice started at 11:34:35

Lap	Lap Tm	Diff	Time of Day
-----	--------	------	-------------

(11) Steve Ramon

1	2:22.947	+30.933	11:38:02.363
2	2:13.717	+21.703	11:40:16.080
3	2:06.030	+14.016	11:42:22.110
4	2:06.852	+14.838	11:44:28.962
5	1:52.014		11:46:20.976
6	1:57.015	+5.001	11:48:17.991
7	5:24.768	+3:32.754	11:53:42.759
8	2:09.114	+17.100	11:55:51.873

(25) Clément Desalle

1	2:06.342	+14.180	11:37:19.074
2	1:57.780	+5.618	11:39:16.854
3	2:02.779	+10.617	11:41:19.633
4	1:55.776	+3.614	11:43:15.409
5	7:01.783	+5:09.621	11:50:17.192
6	1:52.162		11:52:09.354
7	1:59.730	+7.568	11:54:09.084
8	2:01.518	+9.356	11:56:10.602

(71) Christian Brockel

1	2:09.360	+16.660	11:37:50.218
2	2:14.340	+21.640	11:40:04.558
3	1:53.256	+0.556	11:41:57.814
4	3:53.491	+2:00.791	11:45:51.305
5	2:27.794	+35.094	11:48:19.099
6	1:52.700		11:50:11.799
7	4:07.474	+2:14.774	11:54:19.273
8	2:02.624	+9.924	11:56:21.897

(57) Dennis Schröter

1	2:13.197	+20.304	11:37:34.234
2	2:04.444	+11.551	11:39:38.678
3	1:55.753	+2.860	11:41:34.431
4	2:33.404	+40.511	11:44:07.835
5	2:19.665	+26.772	11:46:27.500
6	1:55.000	+2.107	11:48:22.500
7	3:30.511	+1:37.618	11:51:53.011
8	1:52.893		11:53:45.904
9	2:19.907	+27.014	11:56:05.811

(75) Kevin Wouts

1	2:12.587	+19.441	11:37:31.260
2	1:59.449	+6.303	11:39:30.709
3	1:57.521	+4.375	11:41:28.230
4	2:09.931	+16.785	11:43:38.161
5	1:53.359	+0.213	11:45:31.520
6	3:16.635	+1:23.489	11:48:48.155
7	2:06.935	+13.789	11:50:55.090
8	1:53.146		11:52:48.236
9	2:15.672	+22.526	11:55:03.908

(7) Daniel Siegl

1	2:05.248	+11.360	11:37:20.789
2	1:58.376	+4.488	11:39:19.165
3	1:57.972	+4.084	11:41:17.137
4	3:20.071	+1:26.183	11:44:37.208
5	1:55.091	+1.203	11:46:32.299
6	1:55.026	+1.138	11:48:27.325
7	4:37.190	+2:43.302	11:53:04.515
8	1:53.888		11:54:58.403

(811) Sascha Glaß

1	2:17.235	+22.859	11:37:45.101
2	1:59.423	+5.047	11:39:44.524

Lap	Lap Tm	Diff	Time of Day
3	1:57.328	+2.952	11:41:41.852
4	1:57.086	+2.710	11:43:38.938
5	5:09.276	+3:14.900	11:48:48.214
6	1:54.376		11:50:42.590
7	1:57.057	+2.681	11:52:39.647
8	3:54.464	+2:00.088	11:56:34.111

(303) Alexander Efimov

1	2:06.852	+11.969	11:37:22.163
2	1:58.883	+4.000	11:39:21.046
3	1:59.056	+4.173	11:41:20.102
4	1:58.639	+3.756	11:43:18.741
5	2:03.821	+8.938	11:45:22.562
6	1:54.883		11:47:17.445
7	6:00.919	+4:06.036	11:53:18.364
8	2:04.138	+9.255	11:55:22.502

(23) Arnaud Tonus

1	2:04.489	+9.186	11:37:16.431
2	1:57.762	+2.459	11:39:14.193
3	1:56.541	+1.238	11:41:10.734
4	1:57.862	+2.559	11:43:08.596
5	1:57.269	+1.966	11:45:05.865
6	1:57.407	+2.104	11:47:03.272
7	5:01.525	+3:06.222	11:52:04.797
8	1:55.303		11:54:00.100
9	2:11.485	+16.182	11:56:11.585

(193) Lauri Lehtla

1	2:11.315	+15.964	11:37:41.172
2	1:59.365	+4.014	11:39:40.537
3	2:01.678	+6.327	11:41:42.215
4	2:26.289	+30.938	11:44:08.504
5	1:55.372	+0.021	11:46:03.876
6	5:38.958	+3:43.607	11:51:42.834
7	1:55.351		11:53:38.185
8	3:27.853	+1:32.502	11:57:06.038

(519) Loic Rombaut

1	2:15.974	+20.597	11:37:39.552
2	2:08.738	+13.361	11:39:48.290
3	1:57.240	+1.863	11:41:45.530
4	2:38.969	+43.592	11:44:24.499
5	2:04.968	+9.591	11:46:29.467
6	1:55.377		11:48:24.844
7	4:31.248	+2:35.871	11:52:56.092
8	2:12.502	+17.125	11:55:08.594

(149) Günter Schmidinger

1	2:06.703	+10.644	11:37:24.411
2	2:00.635	+4.576	11:39:25.046
3	1:57.609	+1.550	11:41:22.655
4	2:34.489	+38.430	11:43:57.144
5	1:58.350	+2.291	11:45:55.494
6	1:56.683	+0.624	11:47:52.177
7	1:56.059		11:49:48.236
8	2:03.180	+7.121	11:51:51.416
9	2:21.787	+25.728	11:54:13.203

(183) Christoph Hänchen

1	2:07.196	+11.052	11:37:24.149
2	2:02.194	+6.050	11:39:26.343
3	1:59.344	+3.200	11:41:25.687
4	1:58.661	+2.517	11:43:24.348
5	5:27.232	+3:31.088	11:48:51.580
6	1:56.144		11:50:47.724

Lap	Lap Tm	Diff	Time of Day
7	2:19.316	+23.172	11:53:07.040
8	1:58.280	+2.136	11:55:05.320

(17) Vitaly Tonkow

1	2:27.663	+31.110	11:38:12.655
2	2:00.499	+3.946	11:40:13.154
3	2:00.416	+3.863	11:42:13.570
4	1:57.347	+0.794	11:44:10.917
5	5:24.419	+3:27.866	11:49:35.336
6	1:58.260	+1.707	11:51:33.596
7	2:16.483	+19.930	11:53:50.079
8	1:56.553		11:55:46.632

(9) Petr Smitka

1	2:27.958	+31.365	11:38:41.167
2	2:03.135	+6.542	11:40:44.302
3	2:01.640	+5.047	11:42:45.942
4	2:16.550	+19.957	11:45:02.492
5	1:56.593		11:46:59.085
6	5:07.027	+3:10.434	11:52:06.112
7	1:56.704	+0.111	11:54:02.816
8	1:57.507	+0.914	11:56:00.323

(313) Davis Livs

1	2:04.434	+7.669	11:37:13.249
2	2:01.076	+4.311	11:39:14.325
3	1:58.187	+1.422	11:41:12.512
4	1:57.443	+0.678	11:43:09.955
5	5:57.754	+4:00.989	11:49:07.709
6	5:28.575	+3:31.810	11:54:36.284
7	1:56.765		11:56:33.049

(209) Jens Wiedemann

1	2:19.927	+23.133	11:37:53.070
2	2:05.047	+8.253	11:39:58.117
3	2:00.063	+3.269	11:41:58.180
4	2:16.070	+19.276	11:44:14.250
5	4:21.328	+2:24.534	11:48:35.578
6	1:56.794		11:50:32.372
7	2:41.196	+44.402	11:53:13.568
8	3:37.999	+1:41.205	11:56:51.567

(19) Dennis Baudrexl

1	2:22.187	+25.122	11:37:51.509
2	2:03.902	+6.837	11:39:55.411
3	2:01.418	+4.353	11:41:56.829
4	2:02.106	+5.041	11:43:58.935
5	2:00.014	+2.949	11:45:58.949
6	4:10.166	+2:13.101	11:50:09.115
7	1:57.065		11:52:06.180
8	2:03.210	+6.145	11:54:09.390

(47) Nicolai Märcher Hansen

1	2:18.713	+21.636	11:37:44.139
2	2:08.837	+11.760	11:39:52.976
3	1:58.885	+1.808	11:41:51.861
4	4:06.567	+2:09.490	11:45:58.428
5	2:07.353	+10.276	11:48:05.781
6	1:57.077		11:50:02.858
7	4:37.935	+2:40.858	11:54:40.793
8	1:57.109	+0.032	11:56:37.902

(203) Victor Picoto

1	2:13.695	+14.790	11:37:45.981
2	2:00.401	+1.496	11:39:46.382
3	2:16.012	+17.107	11:42:02.394

Orbits 4

Timekeeping Tina Krlitschka:

Clerk of the course Christian Kunze:

www.amb-it.com

www.mylaps.com

Steward Olaf Noack:

Reg. Nr MX 06-10

Licensed to: Motorsport Events

Printed: 2010-04-17 11:58:30

posted at: h

Page 12



ADAC MX Masters Fürstlich Drehna 2010

MX Masters

Fürstlich Drehna 1,837 Km

Practice odd numbers

2010-04-17 11:30

Practice started at 11:34:35

Lap	Lap Tm	Diff	Time of Day
4	1:58.905		11:44:01.299
5	5:18.653	+3:19.748	11:49:19.952
6	1:59.372	+0.467	11:51:19.324
7	3:56.356	+1:57.451	11:55:15.680

(135) Dennis Dictus

1	2:12.745	+13.615	11:38:30.215
2	2:05.415	+6.285	11:40:35.630
3	1:59.153	+0.023	11:42:34.783
4	4:27.270	+2:28.140	11:47:02.053
5	2:13.550	+14.420	11:49:15.603
6	1:59.130		11:51:14.733
7	4:04.789	+2:05.659	11:55:19.522

(347) Tomas Lhotsky

1	2:24.251	+24.640	11:38:08.608
2	2:08.344	+8.733	11:40:16.952
3	2:06.702	+7.091	11:42:23.654
4	2:07.856	+8.245	11:44:31.510
5	2:00.294	+0.683	11:46:31.804
6	3:48.928	+1:49.317	11:50:20.732
7	2:03.243	+3.632	11:52:23.975
8	1:59.611		11:54:23.586
9	2:28.859	+29.248	11:56:52.445

(83) Andre Adrian

1	2:22.925	+23.051	11:38:03.322
2	2:02.792	+2.918	11:40:06.114
3	2:01.310	+1.436	11:42:07.424
4	4:32.787	+2:32.913	11:46:40.211
5	1:59.874		11:48:40.085
6	4:17.979	+2:18.105	11:52:58.064
7	2:00.790	+0.916	11:54:58.854

(73) Eric Grybowski

1	2:13.413	+13.307	11:37:33.222
2	2:02.942	+2.836	11:39:36.164
3	2:07.107	+7.001	11:41:43.271
4	3:44.749	+1:44.643	11:45:28.020
5	2:00.106		11:47:28.126
6	3:12.449	+1:12.343	11:50:40.575
7	2:01.413	+1.307	11:52:41.988
8	2:28.689	+28.583	11:55:10.677

(93) Mikus Petersons

1	2:07.665	+6.810	11:37:21.623
2	2:02.316	+1.461	11:39:23.939
3	2:26.319	+25.464	11:41:50.258
4	2:00.855		11:43:51.113
5	4:35.764	+2:34.909	11:48:26.877
6	3:43.133	+1:42.278	11:52:10.010
7	2:13.564	+12.709	11:54:23.574
8	2:19.779	+18.924	11:56:43.353

(109) Andriy Krychchfalushiy

1	2:23.132	+22.247	11:38:16.690
2	2:24.192	+23.307	11:40:40.882
3	2:07.726	+6.841	11:42:48.608
4	2:03.688	+2.803	11:44:52.296
5	2:02.825	+1.940	11:46:55.121
6	7:39.356	+5:38.471	11:54:34.477
7	2:00.885		11:56:35.362

(33) Josef Sturm

1	2:25.417	+22.865	11:38:00.256
2	2:08.198	+5.646	11:40:08.454

Lap	Lap Tm	Diff	Time of Day
3	2:02.552		11:42:11.006
4	4:32.728	+2:30.176	11:46:43.734
5	2:13.035	+10.483	11:48:56.769

(207) Daniel Wozniak

1	2:12.469	+9.733	11:37:38.072
2	2:03.616	+0.880	11:39:41.688
3	5:48.963	+3:46.227	11:45:30.651
4	2:02.736		11:47:33.387
5	2:04.440	+1.704	11:49:37.827
6	5:36.386	+3:33.650	11:55:14.213

(145) Christoph Rothhaupt

1	3:14.402	+1:11.418	11:38:55.933
2	2:10.460	+7.476	11:41:06.393
3	2:11.277	+8.293	11:43:17.670
4	2:04.304	+1.320	11:45:21.974
5	4:49.757	+2:46.773	11:50:11.731
6	2:15.363	+12.379	11:52:27.094
7	2:02.984		11:54:30.078

(129) Björn Frank

1	2:12.758	+9.718	11:39:45.020
2	2:34.914	+31.874	11:42:19.934
3	2:59.829	+56.789	11:45:19.763
4	2:03.040		11:47:22.803
5	5:53.668	+3:50.628	11:53:16.471
6	2:05.811	+2.771	11:55:22.282

(35) Martin Scheuch

1	2:21.217	+17.447	11:37:43.209
2	2:08.588	+4.818	11:39:51.797
3	2:23.818	+20.048	11:42:15.615
4	2:03.770		11:44:19.385
5	2:28.094	+24.324	11:46:47.479
6	4:41.287	+2:37.517	11:51:28.766
7	2:03.806	+0.036	11:53:32.572
8	2:25.934	+22.164	11:55:58.506

(175) Toni Wolff

1	2:11.025	+6.213	11:37:34.909
2	14:35.620	+12:30.808	11:52:10.529
3	2:04.812		11:54:15.341
4	2:08.674	+3.862	11:56:24.015

(911) Benjamin Andersen

1	2:09.605	+2.078	11:37:27.285
2	3:40.423	+1:32.896	11:41:07.708
3	2:07.966	+0.439	11:43:15.674
4	4:43.276	+2:35.749	11:47:58.950
5	2:07.527		11:50:06.477
6	2:30.255	+22.728	11:52:36.732
7	3:11.849	+1:04.322	11:55:48.581

(157) Benjamin Kiesl

1	2:24.890	+12.158	11:37:55.763
2	2:14.935	+2.203	11:40:10.698
3	3:54.521	+1:41.789	11:44:05.219
4	2:12.732		11:46:17.951



ADAC MX Masters Fürstlich Drehna 2010

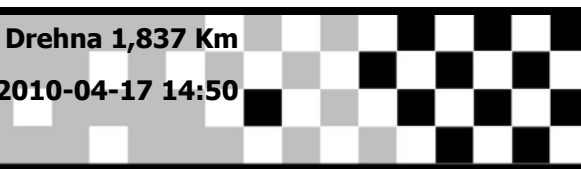
MX Masters

Fürstlich Drehna 1,837 Km

Qualifying Group 1

2010-04-17 14:50

Qualifying (20:00 Time) started at 14:52:50



Pos	No.	Name	FNM	Nat./Hometown	Trademark	Entrant/Team	Laps	Best Tm	Diff In Lap	km/h
1	11	Steve Ramon	FMB	BEL-De Haan	SUZUKI	Team Rockstar Teka SUZUKI Worl	7	1:50.778		59,698
2	2	Maximilian Nagl	DMSB	GER-Hohenpeissenberg	KTM	Red Bull KTM Factory Racing	8	1:51.427	0.649	59,350
3	7	Daniel Siegl	DMSB	GER-Flurstedt	SUZUKI	Team Suzuki Reinecke	8	1:53.092	2.314	58,476
4	57	Dennis Schröter	DMSB	GER-Nettetal	KTM	SILENT SPORT TEAM	9	1:53.579	2.801	58,226
5	71	Christian Brockel	DMSB	GER-Cottbus	YAMAHA	Kölling Yamaha	7	1:53.827	3.049	58,099
6	23	Arnaud Tonus	FMS	SUI-Geneve	SUZUKI	TEKA SUZUKI EUROPE World MX2	8	1:54.691	3.913	57,661
7	156	Angus Heidecke	DMSB	GER-SAUDERSDORF	KAWASAKI	Kawasaki Elf Team Pfeil	8	1:55.320	4.542	57,347
8	313	Davis Livs	DMSB	LAT-Liepaja	KAWASAKI	Janssen Racing	8	1:56.519	5.741	56,756
9	209	Jens Wiedemann	DMSB	GER-Lampertheim	SUZUKI	Team Suzuki Reinecke	8	1:57.574	6.796	56,247
10	19	Dennis Baudrexl	DMSB	GER-Beuerberg	HONDA	Team Honda Waldmann	8	1:57.777	6.999	56,150
11	183	Christoph Hänchen	DMSB	GER-Trebel	HONDA	K+W Double EE Honda	9	1:57.905	7.127	56,089
12	28	Steffen Albrecht	DMSB	GER-Großröhrsdorf	YAMAHA	Team Yamaha Parthen	8	1:57.913	7.135	56,085
13	303	Alexander Efimov	MFR	RUS-Moscow	KAWASAKI		9	1:58.368	7.590	55,870
14	48	Andreas Schmidinger	OeAMT	AUT-Waldneukirchen	HONDA	Team MIBAG Schmidinger	7	1:58.433	7.655	55,839
15	162	Michael Staufer	OeAMT	AUT-Sieding	KTM		8	1:58.531	7.753	55,793
16	83	Andre Adrian	DMSB	GER-Mülheim-Kärlich	HONDA	Team Stute Honda Köln	7	1:58.680	7.902	55,723
17	135	Dennis Dictus	DMSB	BEL-Vlijtingen	KAWASAKI		9	1:59.459	8.681	55,360
18	203	Victor Picoto	MSA	RSA-buende	SUZUKI	JONG-FORCE RACING	7	1:59.613	8.835	55,288
19	192	Loic Lepine	FFM	FRA-ferrieres en gatinai	SUZUKI	Bodo Schmidt Motorsport	8	1:59.771	8.993	55,215
20	109	Andriy Krychchfalushi	FMU	UKR-Chernivtsi	YAMAHA		6	2:00.804	10.026	54,743
21	73	Eric Grybowski	DMSB	GER-Pankteal	SUZUKI		8	2:01.166	10.388	54,580
22	93	Mikus Petersons	LaMSF	LAT-4220	SUZUKI	GK MX Team	9	2:01.693	10.915	54,343
23	46	Jens Voss	DMSB	GER-Rosengarten	KTM	MSC Gaildorf	7	2:02.172	11.394	54,130
24	145	Christoph Rothhaupt	OeAMT	AUT-Kundl	KTM		6	2:02.210	11.432	54,113
25	175	Toni Wolff	DMSB	GER-Crinitz	HONDA	Team Gekatec	5	2:03.025	12.247	53,755
26	911	Benjamin Andersen	DMU	DEN-Ringsted	KTM	BvZ Racing Team	6	2:03.160	12.382	53,696
27	280	Michael Dittmann	DMSB	GER-Ueckermünde	KTM	KTM GST Berlin Racing	9	2:03.173	12.395	53,690
28	14	Tim Münchhofen	DMSB	GER-Düsseldorf	HONDA	Team Honda Waldmann	8	2:03.369	12.591	53,605
29	129	Björn Frank	MUL	LUX-Burg Reuland	HONDA	MMX RACING TEAM	7	2:03.572	12.794	53,517
30	510	Steffen Leopold	DMSB	GER-Sulz-Mühlheim	SUZUKI	Team Suzuki Reinecke	6	2:03.724	12.946	53,451
31	33	Josef Sturm	DMSB	GER-Kissing	KAWASAKI	Sturm Racing Team	7	2:03.782	13.004	53,426
32	168	Erwin Schuster	OeAMT	AUT-villach	SUZUKI		6	2:04.477	13.699	53,128

Announcements

These results are provisional until the conclusion of any judicial and technical matters

Orbits 4

Timekeeping Tina Krlitschka:

Clerk of the course Christian Kunze:

www.amb-it.com

www.mylaps.com

Steward Olaf Noack:

Reg. Nr MX 06-10

Licensed to: Motorsport Events

Printed: 2010-04-17 15:16:19

posted at: h



ADAC MX Masters Fürstlich Drehna 2010

MX Masters

Fürstlich Drehna 1,837 Km

Qualifying Group 1

2010-04-17 14:50

Qualifying (20:00 Time) started at 14:52:50

Lap	Lap Tm	Diff	Time of Day
(11) Steve Ramon			
1	2:30.675	+39.897	14:56:03.768
2	2:28.490	+37.712	14:58:32.258
3	1:52.524	+1.746	15:00:24.782
4	2:26.000	+35.222	15:02:50.782
5	1:50.778		15:04:41.560
6	6:44.634	+4:53.856	15:11:26.194
7	2:11.703	+20.925	15:13:37.897

Lap	Lap Tm	Diff	Time of Day
(2) Maximilian Nagl			
1	2:28.212	+36.785	14:56:49.328
2	1:54.662	+3.235	14:58:43.990
3	1:53.111	+1.684	15:00:37.101
4	1:51.427		15:02:28.528
5	4:08.958	+2:17.531	15:06:37.486
6	1:51.633	+0.206	15:08:29.119
7	2:07.880	+16.453	15:10:36.999
8	3:36.214	+1:44.787	15:14:13.213

Lap	Lap Tm	Diff	Time of Day
(7) Daniel Siegl			
1	2:29.109	+36.017	14:55:51.309
2	1:56.877	+3.785	14:57:48.186
3	2:29.932	+36.840	15:00:18.118
4	1:54.558	+1.466	15:02:12.676
5	4:12.758	+2:19.666	15:06:25.434
6	1:53.092		15:08:18.526
7	2:26.971	+33.879	15:10:45.497
8	2:17.272	+24.180	15:13:02.769

Lap	Lap Tm	Diff	Time of Day
(57) Dennis Schröter			
1	2:23.852	+30.273	14:55:52.142
2	2:07.971	+14.392	14:58:00.113
3	1:55.618	+2.039	14:59:55.731
4	2:28.126	+34.547	15:02:23.857
5	1:53.579		15:04:17.436
6	3:57.152	+2:03.573	15:08:14.588
7	2:22.579	+29.000	15:10:37.167
8	1:57.066	+3.487	15:12:34.233
9	2:25.418	+31.839	15:14:59.651

Lap	Lap Tm	Diff	Time of Day
(71) Christian Brockel			
1	2:42.632	+48.805	14:56:24.732
2	2:42.859	+49.032	14:59:07.591
3	1:53.827		15:01:01.418
4	4:26.954	+2:33.127	15:05:28.372
5	2:17.201	+23.374	15:07:45.573
6	1:54.622	+0.795	15:09:40.195
7	4:47.790	+2:53.963	15:14:27.985

Lap	Lap Tm	Diff	Time of Day
(23) Arnaud Tonus			
1	2:43.274	+48.583	14:56:38.835
2	1:55.600	+0.909	14:58:34.435
3	2:37.596	+42.905	15:01:12.031
4	1:54.691		15:03:06.722
5	2:30.324	+35.633	15:05:37.046
6	1:55.207	+0.516	15:07:32.253
7	4:57.051	+3:02.360	15:12:29.304
8	2:16.470	+21.779	15:14:45.774

Lap	Lap Tm	Diff	Time of Day
(156) Angus Heidecke			
1	2:41.602	+46.282	14:56:15.882
2	1:55.428	+0.108	14:58:11.310
3	4:14.186	+2:18.866	15:02:25.496
4	1:59.546	+4.226	15:04:25.042
5	1:55.906	+0.586	15:06:20.948

Lap	Lap Tm	Diff	Time of Day
6	2:22.514	+27.194	15:08:43.462
7	1:55.320		15:10:38.782
8	3:53.343	+1:58.023	15:14:32.125

Lap	Lap Tm	Diff	Time of Day
(313) Davis Livs			
1	2:22.474	+25.955	14:55:29.633
2	1:56.858	+0.339	14:57:26.491
3	2:28.259	+31.740	14:59:54.750
4	1:56.797	+0.278	15:01:51.547
5	5:59.027	+4:02.508	15:07:50.574
6	1:56.519		15:09:47.093
7	2:30.537	+34.018	15:12:17.630
8	1:56.760	+0.241	15:14:14.390

Lap	Lap Tm	Diff	Time of Day
(209) Jens Wiedemann			
1	2:28.577	+31.003	14:55:54.808
2	1:57.932	+0.358	14:57:52.740
3	2:22.712	+25.138	15:00:15.452
4	1:57.574		15:02:13.026
5	5:13.771	+3:16.197	15:07:26.797
6	1:58.146	+0.572	15:09:24.943
7	2:35.115	+37.541	15:12:00.058
8	2:23.175	+25.601	15:14:23.233

Lap	Lap Tm	Diff	Time of Day
(19) Dennis Baudrexl			
1	2:24.394	+26.617	14:55:44.822
2	2:06.260	+8.483	14:57:51.082
3	1:58.184	+0.407	14:59:49.266
4	4:19.990	+2:22.213	15:04:09.256
5	1:57.777		15:06:07.033
6	2:24.376	+26.599	15:08:31.409
7	2:16.317	+18.540	15:10:47.726
8	2:17.624	+19.847	15:13:05.350

Lap	Lap Tm	Diff	Time of Day
(183) Christoph Hänchen			
1	2:18.785	+20.880	14:55:33.738
2	2:02.584	+4.679	14:57:36.322
3	1:59.044	+1.139	14:59:35.366
4	2:19.691	+21.786	15:01:55.057
5	1:57.905		15:03:52.962
6	4:00.028	+2:02.123	15:07:52.990
7	1:58.598	+0.693	15:09:51.588
8	2:28.781	+30.876	15:12:20.369
9	2:17.263	+19.358	15:14:37.632

Lap	Lap Tm	Diff	Time of Day
(28) Steffen Albrecht			
1	2:27.175	+29.262	14:55:44.455
2	1:57.913		14:57:42.368
3	2:26.473	+28.560	15:00:08.841
4	1:58.426	+0.513	15:02:07.267
5	3:59.557	+2:01.644	15:06:06.824
6	1:58.388	+0.475	15:08:05.212
7	1:59.329	+1.416	15:10:04.541
8	5:45.895	+3:47.982	15:15:50.436

Lap	Lap Tm	Diff	Time of Day
(303) Alexander Efimov			
1	2:21.608	+23.240	14:56:06.510
2	1:58.368		14:58:04.878
3	2:36.368	+38.000	15:00:41.246
4	3:18.369	+1:20.001	15:03:59.615
5	1:58.422	+0.054	15:05:58.037
6	2:12.551	+14.183	15:08:10.588
7	2:01.717	+3.349	15:10:12.305
8	2:09.691	+11.323	15:12:21.996
9	2:32.057	+33.689	15:14:54.053

Lap	Lap Tm	Diff	Time of Day
(48) Andreas Schmidinger			
1	2:19.546	+21.113	14:55:37.681
2	2:01.470	+3.037	14:57:39.151
3	3:20.333	+1:21.900	15:00:59.484
4	1:58.672	+0.239	15:02:58.156
5	2:19.599	+21.166	15:05:17.755
6	1:58.433		15:07:16.188
7	2:52.565	+54.132	15:10:08.753

Lap	Lap Tm	Diff	Time of Day
(162) Michael Stauer			
1	2:16.440	+17.909	14:55:10.830
2	2:00.204	+1.673	14:57:11.034
3	3:46.024	+1:47.493	15:00:57.058
4	2:18.892	+20.361	15:03:15.950
5	1:59.517	+0.986	15:05:15.467
6	3:53.850	+1:55.319	15:09:09.317
7	2:19.038	+20.507	15:11:28.355
8	1:58.531		15:13:26.886

Lap	Lap Tm	Diff	Time of Day
(83) Andre Adrian			
1	2:21.016	+22.336	14:55:23.467
2	2:01.186	+2.506	14:57:24.653
3	2:02.696	+4.016	14:59:27.349
4	5:29.777	+3:31.097	15:04:57.126
5	1:58.680		15:06:55.806
6	3:31.762	+1:33.082	15:10:27.568
7	2:00.087	+1.407	15:12:27.655

Lap	Lap Tm	Diff	Time of Day
(135) Dennis Dictus			
1	2:08.672	+9.213	14:55:00.985
2	1:59.459		14:57:00.444
3	2:11.542	+12.083	14:59:11.986
4	2:06.964	+7.505	15:01:18.950
5	1:59.701	+0.242	15:03:18.651
6	3:25.239	+1:25.780	15:06:43.890
7	2:02.401	+2.942	15:08:46.291
8	2:22.956	+23.497	15:11:09.247
9	2:00.138	+0.679	15:13:09.385

Lap	Lap Tm	Diff	Time of Day
(203) Victor Picoto			
1	2:05.121	+5.508	14:54:55.847
2	1:59.613		14:56:55.460
3	2:19.647	+20.034	14:59:15.107
4	4:33.451	+2:33.838	15:03:48.558
5	1:59.905	+0.292	15:05:48.463
6	5:27.611	+3:27.998	15:11:16.074
7	2:00.002	+0.389	15:13:16.076

Lap	Lap Tm	Diff	Time of Day
(192) Loic Lepine			
1	2:29.572	+29.801	14:56:05.285
2	2:19.084	+19.313	14:58:24.369
3	2:03.026	+3.255	15:00:27.395
4	2:00.741	+0.970	15:02:28.136
5	4:26.797	+2:27.026	15:06:54.933
6	2:00.396	+0.625	15:08:55.329
7	1:59.771		15:10:55.100
8	3:58.208	+1:58.437	15:14:53.308

Lap	Lap Tm	Diff	Time of Day
(109) Andriy Krychchfalushiy			
1	2:46.550	+45.746	14:56:27.697
2	2:00.804		14:58:28.501
3	2:04.158	+3.354	15:00:32.659
4	8:57.704	+6:56.900	15:09:30.363
5	2:00.868	+0.064	15:11:31.231
6	2:03.203	+2.399	15:13:34.434

Orbits 4

Timekeeping Tina Krlitschka:

Clerk of the course Christian Kunze:

Steward Olaf Noack:



ADAC MX Masters Fürstlich Drehna 2010

MX Masters

Fürstlich Drehna 1,837 Km

Qualifying Group 1

2010-04-17 14:50

Qualifying (20:00 Time) started at 14:52:50

Lap	Lap Tm	Diff	Time of Day
(73) Eric Grybowski			
1	2:20.030	+18.864	14:55:16.788
2	2:17.038	+15.872	14:57:33.826
3	2:02.903	+1.737	14:59:36.729
4	2:02.053	+0.887	15:01:38.782
5	3:49.175	+1:48.009	15:05:27.957
6	2:01.166		15:07:29.123
7	3:25.729	+1:24.563	15:10:54.852
8	2:01.729	+0.563	15:12:56.581

Lap	Lap Tm	Diff	Time of Day
(93) Mikus Petersons			
1	2:24.580	+22.887	14:56:07.791
2	2:27.693	+26.000	14:58:35.484
3	2:02.819	+1.126	15:00:38.303
4	3:17.488	+1:15.795	15:03:55.791
5	2:01.693		15:05:57.484
6	2:02.389	+0.696	15:07:59.873
7	2:40.342	+38.649	15:10:40.215
8	2:02.089	+0.396	15:12:42.304
9	2:45.301	+43.608	15:15:27.605

Lap	Lap Tm	Diff	Time of Day
(46) Jens Voss			
1	2:25.966	+23.794	14:55:35.639
2	2:03.139	+0.967	14:57:38.778
3	2:05.359	+3.187	14:59:44.137
4	4:29.067	+2:26.895	15:04:13.204
5	2:02.172		15:06:15.376
6	2:06.989	+4.817	15:08:22.365
7	5:35.136	+3:32.964	15:13:57.501

Lap	Lap Tm	Diff	Time of Day
(145) Christoph Rothhaupt			
1	2:19.066	+16.856	14:55:31.784
2	2:14.356	+12.146	14:57:46.140
3	2:16.335	+14.125	15:00:02.475
4	2:02.210		15:02:04.685
5	3:34.694	+1:32.484	15:05:39.379
6	3:19.588	+1:17.378	15:08:58.967

Lap	Lap Tm	Diff	Time of Day
(175) Toni Wolff			
1	2:03.025		15:05:19.264
2	2:15.146	+12.121	15:07:34.410
3	2:03.428	+0.403	15:09:37.838
4	2:28.439	+25.414	15:12:06.277
5	2:15.129	+12.104	15:14:21.406

Lap	Lap Tm	Diff	Time of Day
(911) Benjamin Andersen			
1	2:17.536	+14.376	14:55:18.139
2	2:03.160		14:57:21.299
3	2:05.268	+2.108	14:59:26.567
4	2:31.423	+28.263	15:01:57.990
5	9:03.763	+7:00.603	15:11:01.753
6	2:05.266	+2.106	15:13:07.019

Lap	Lap Tm	Diff	Time of Day
(280) Michael Dittmann			
1	2:09.080	+5.907	14:55:11.562
2	2:03.173		14:57:14.735
3	2:08.824	+5.651	14:59:23.559
4	2:03.292	+0.119	15:01:26.851
5	2:05.488	+2.315	15:03:32.339
6	4:27.654	+2:24.481	15:07:59.993
7	2:04.009	+0.836	15:10:04.002
8	2:06.138	+2.965	15:12:10.140
9	2:31.130	+27.957	15:14:41.270

Lap	Lap Tm	Diff	Time of Day
(14) Tim Münchhofen			
1	2:28.353	+24.984	14:55:39.444

Lap	Lap Tm	Diff	Time of Day
2	2:03.862	+0.493	14:57:43.306
3	2:04.395	+1.026	14:59:47.701
4	4:02.368	+1:58.999	15:03:50.069
5	2:03.899	+0.530	15:05:53.968
6	2:04.306	+0.937	15:07:58.274
7	3:34.545	+1:31.176	15:11:32.819
8	2:03.369		15:13:36.188

Lap	Lap Tm	Diff	Time of Day
(129) Björn Frank			
1	2:14.736	+11.164	14:55:06.176
2	2:03.572		14:57:09.748
3	4:28.495	+2:24.923	15:01:38.243
4	2:04.019	+0.447	15:03:42.262
5	6:27.644	+4:24.072	15:10:09.906
6	2:04.501	+0.929	15:12:14.407
7	3:00.766	+57.194	15:15:15.173

Lap	Lap Tm	Diff	Time of Day
(510) Steffen Leopold			
1	2:20.318	+16.594	14:55:25.821
2	2:03.961	+0.237	14:57:29.782
3	2:03.724		14:59:33.506
4	5:25.737	+3:22.013	15:04:59.243
5	2:16.392	+12.668	15:07:15.635
6	2:42.343	+38.619	15:09:57.978

Lap	Lap Tm	Diff	Time of Day
(33) Josef Sturm			
1	2:54.160	+50.378	14:56:17.723
2	2:04.054	+0.272	14:58:21.777
3	2:52.927	+49.145	15:01:14.704
4	2:05.281	+1.499	15:03:19.985
5	2:03.782		15:05:23.767
6	5:30.990	+3:27.208	15:10:54.757
7	2:38.273	+34.491	15:13:33.030

Lap	Lap Tm	Diff	Time of Day
(168) Erwin Schuster			
1	2:32.591	+28.114	14:55:58.362
2	2:04.477		14:58:02.839
3	2:43.521	+39.044	15:00:46.360
4	2:07.261	+2.784	15:02:53.621
5	3:45.039	+1:40.562	15:06:38.660
6	2:42.559	+38.082	15:09:21.219

Krlitschka



ADAC MX Masters Fürstlich Drehna 2010

MX Masters

Fürstlich Drehna 1,837 Km

Qualifying Group 2

2010-04-17 15:20

Qualifying (20:00 Time) started at 15:21:05

Pos	No.	Name	FNM	Nat./Hometown	Trademark	Entrant/Team	Laps	Best Tm	Diff In Lap	km/h	
1	25	Clément Desalle	FMB	BEL-Courcelles	SUZUKI	Team Rockstar Teka SUZUKI Worl	7	1:51.090	4	59,530	
2	94	Ken Roczen	DMSB	GER-Mattstedt	SUZUKI	TEKA SUZUKI EUROPE World MXz	8	1:53.476	2.386	7	58,278
3	75	Kevin Wouts	FMB	BEL-	KAWASAKI	Sturm Racing Team	9	1:55.292	4.202	6	57,360
4	120	Cedric Soubeyras	FFM	FRA-Berre 33	KTM	KTM Sarholz Racing Team	9	1:55.555	4.465	6	57,230
5	134	Filip Neugebauer	DMSB	CZE-DIVAKY	KAWASAKI	Kawasaki Elf Team Pfeil	8	1:55.567	4.477	8	57,224
6	300	Aleksandr Tonkov	DMSB	RUS-schmelz	SUZUKI	BodoSchmidt Motorsport	8	1:55.796	4.706	7	57,111
7	6	Stephan Mock	DMSB	GER-Wolfsburg	HONDA	Kalli-Racing Team	8	1:55.884	4.794	6	57,067
8	811	Sascha Glaß	DMSB	GER-Oranienbaum	HONDA	K+W Double EE Honda	7	1:56.247	5.157	2	56,889
9	149	Günter Schmidinger	OeAMT	AUT-Waldneukirchen	SUZUKI	Delta Racing Team	9	1:56.308	5.218	4	56,859
10	193	Lauri Lehtla	EMF	EST-Tartumaa	KTM		7	1:56.660	5.570	4	56,688
11	17	Vitaly Tonkow	MFR	RUS-Cottbus	YAMAHA	Kölling Yamaha	9	1:56.838	5.748	4	56,601
12	519	Loic Rombaut	FFM	FRA-Solers	KAWASAKI	Sturm Racing Team	8	1:56.908	5.818	5	56,568
13	9	Petr Smitka	DMSB	GER-Mesto Tauskov	KTM	KTM Sarholz Racing Team	9	1:56.912	5.822	6	56,566
14	170	Marco Dorsch	DMSB	GER-widdern	KTM		7	1:57.370	6.280	4	56,345
15	47	Nicolai Märcher Hans	DMU	DEN-Engesvang	SUZUKI	DICE GRAFFIX IHLE RACING	9	1:57.796	6.706	6	56,141
16	272	Enrico Jache	DMSB	GER-Jeetze	HUSQVARNA	Team Zupin Husqvarna	7	1:57.890	6.800	2	56,096
17	56	Nikolay Paschinskiy	FMU	UKR-Irpin	KTM		8	1:58.229	7.139	6	55,936
18	86	Aleksander Paschinski	FMU	UKR-Irpin	KTM		7	1:58.924	7.834	4	55,609
19	330	Cedric Lieber	MUL	BEL-STRASSEN	SUZUKI		9	1:59.641	8.551	7	55,275
20	20	Dario Gianni Dapor	DMSB	GER-Riedstadt	KAWASAKI	Team PassionMX	9	2:00.063	8.973	5	55,081
21	136	Dominik Schunke	DMSB	GER-Calau OT Werchow	SUZUKI		7	2:00.580	9.490	6	54,845
22	207	Daniel Wozniak	DMU	DEN-Gelsted	YAMAHA		8	2:00.690	9.600	2	54,795
23	312	Chris Gundermann	DMSB	GER-Stressenhausen	YAMAHA	Team Yamaha Parthen	9	2:00.930	9.840	4	54,686
24	32	Robert Sturm	DMSB	GER-Kissing	KAWASAKI	Sturm Racing Team	8	2:01.856	10.766	3	54,271
25	12	Andreas Weber	DMSB	GER-Torgau	KAWASAKI	Motorradsport Straub	7	2:01.954	10.864	4	54,227
26	347	Tomas Lhotsky	ACCR	CZE-kynsperk nad ohri	SUZUKI	MotocrossTeam HULHO	8	2:03.849	12.759	6	53,397
27	35	Martin Scheuch	DMSB	GER-Kasseedorf	KAWASAKI	Team Castrol Power 1 Moto-Web	7	2:04.903	13.813	6	52,947
28	72	Paul Grybowski	DMSB	GER-Pankteal	SUZUKI		8	2:05.003	13.913	4	52,904
29	60	Benjamin Moll	OeAMT	AUT-Häselgehr	KTM	MSC Raiba Ehrwald	7	2:05.250	14.160	2	52,800
30	188	Roland Ekerold	DMSB	GER-Weiskirchen	KTM	Bodo Schmidt Motorsport	8	2:06.200	15.110	4	52,403
31	166	Jeremy Renkens	FMB	BEL-MOMALLE	YAMAHA	JNR MX TEAM	8	2:06.309	15.219	7	52,357
32	157	Benjamin Kiesel	DMSB	GER-Eisenberg	KAWASAKI	Kawasaki Elf Team Pfeil	7	2:14.639	23.549	3	49,118
33	176	Matthias Bachofer	DMSB	GER-Weilheim/Teck	HONDA				0	-	

Announcements

These results are provisional until the conclusion of any judicial and technical matters

Orbits 4

Timekeeping Tina Krlitschka:

Clerk of the course Christian Kunze:

www.amb-it.com

www.mylaps.com

Steward Olaf Noack:

Reg. Nr MX 06-10

Licensed to: Motorsport Events

Printed: 2010-04-17 15:44:18

posted at: h



ADAC MX Masters Fürstlich Drehna 2010

MX Masters

Qualifying Group 2

Qualifying (20:00 Time) started at 15:21:05

Fürstlich Drehna 1,837 Km

2010-04-17 15:20

Lap	Lap Tm	Diff	Time of Day
(25) Clément Desalle			
1	2:27.525	+36.435	15:24:43.088
2	2:14.771	+23.681	15:26:57.859
3	1:59.473	+8.383	15:28:57.332
4	1:51.090		15:30:48.422
5	4:40.480	+2:49.390	15:35:28.902
6	2:19.333	+28.243	15:37:48.235
7	1:51.109	+0.019	15:39:39.344

(94) Ken Roczen			
1	2:10.220	+16.744	15:24:43.172
2	2:15.164	+21.688	15:26:58.336
3	1:55.248	+1.772	15:28:53.584
4	1:54.583	+1.107	15:30:48.167
5	4:44.938	+2:51.462	15:35:33.105
6	1:55.464	+1.988	15:37:28.569
7	1:53.476		15:39:22.045
8	3:07.393	+1:13.917	15:42:29.438

(75) Kevin Wouts			
1	2:18.959	+23.667	15:23:44.513
2	1:57.390	+2.098	15:25:41.903
3	1:57.041	+1.749	15:27:38.944
4	2:17.134	+21.842	15:29:56.078
5	2:10.004	+14.712	15:32:06.082
6	1:55.292		15:34:01.374
7	3:38.946	+1:43.654	15:37:40.320
8	1:57.316	+2.024	15:39:37.636
9	2:24.578	+29.286	15:42:02.214

(120) Cedric Soubeyras			
1	2:14.285	+18.730	15:23:55.729
2	1:56.783	+1.228	15:25:52.512
3	1:57.405	+1.850	15:27:49.917
4	3:58.205	+2:02.650	15:31:48.122
5	1:56.007	+0.452	15:33:44.129
6	1:55.555		15:35:39.684
7	2:26.603	+31.048	15:38:06.287
8	1:55.620	+0.065	15:40:01.907
9	2:37.149	+41.594	15:42:39.056

(134) Filip Neugebauer			
1	2:23.612	+28.045	15:23:47.466
2	1:59.065	+3.498	15:25:46.531
3	1:57.354	+1.787	15:27:43.885
4	1:56.301	+0.734	15:29:40.186
5	4:38.627	+2:43.060	15:34:18.813
6	1:55.862	+0.295	15:36:14.675
7	2:27.390	+31.823	15:38:42.065
8	1:55.567		15:40:37.632

(300) Aleksandr Tonkov			
1	2:26.169	+30.373	15:24:44.541
2	2:19.929	+24.133	15:27:04.470
3	1:58.081	+2.285	15:29:02.551
4	2:29.987	+34.191	15:31:32.538
5	1:56.845	+1.049	15:33:29.383
6	3:56.810	+2:01.014	15:37:26.193
7	1:55.796		15:39:21.989
8	2:40.589	+44.793	15:42:02.578

(6) Stephan Mock			
1	2:17.351	+21.467	15:23:34.881
2	1:57.490	+1.606	15:25:32.371
3	5:30.224	+3:34.340	15:31:02.595

4	1:57.465	+1.581	15:33:00.060
5	2:22.597	+26.713	15:35:22.657
6	1:55.884		15:37:18.541
7	2:51.974	+56.090	15:40:10.515
8	2:11.161	+15.277	15:42:21.676

(811) Sascha Glaß			
1	2:31.835	+35.588	15:24:20.989
2	1:56.247		15:26:17.236
3	1:57.483	+1.236	15:28:14.719
4	1:57.861	+1.614	15:30:12.580
5	8:54.512	+6:58.265	15:39:07.092
6	1:56.309	+0.062	15:41:03.401
7	2:17.498	+21.251	15:43:20.899

(149) Günter Schmidinger			
1	2:31.379	+35.071	15:24:36.658
2	2:00.517	+4.209	15:26:37.175
3	1:58.196	+1.888	15:28:35.371
4	1:56.308		15:30:31.679
5	1:56.446	+0.138	15:32:28.125
6	1:57.712	+1.404	15:34:25.837
7	3:24.419	+1:28.111	15:37:50.256
8	1:59.324	+3.016	15:39:49.580
9	1:56.370	+0.062	15:41:45.950

(193) Lauri Lehtla			
1	2:31.250	+34.590	15:24:28.836
2	1:57.769	+1.109	15:26:26.605
3	4:37.469	+2:40.809	15:31:04.074
4	1:56.660		15:33:00.734
5	5:06.164	+3:09.504	15:38:06.898
6	2:08.822	+12.162	15:40:15.720
7	2:20.408	+23.748	15:42:36.128

(17) Vitaly Tonkov			
1	2:57.149	+1:00.311	15:25:00.204
2	1:59.042	+2.204	15:26:59.246
3	2:36.687	+39.849	15:29:35.933
4	1:56.838		15:31:32.771
5	2:34.937	+38.099	15:34:07.708
6	1:57.776	+0.938	15:36:05.484
7	2:32.218	+35.380	15:38:37.702
8	1:57.170	+0.332	15:40:34.872
9	2:41.266	+44.428	15:43:16.138

(519) Loic Rombaut			
1	2:20.763	+23.855	15:24:01.549
2	2:00.690	+3.782	15:26:02.239
3	1:57.255	+0.347	15:27:59.494
4	3:55.899	+1:58.991	15:31:55.393
5	1:56.908		15:33:52.301
6	3:29.344	+1:32.436	15:37:21.645
7	1:56.936	+0.028	15:39:18.581
8	2:40.498	+43.590	15:41:59.079

(9) Petr Smitka			
1	2:56.437	+59.525	15:24:47.445
2	2:12.197	+15.285	15:26:59.642
3	1:59.922	+3.010	15:28:59.564
4	1:58.218	+1.306	15:30:57.782
5	2:13.498	+16.586	15:33:11.280
6	1:56.912		15:35:08.192
7	1:57.391	+0.479	15:37:05.583
8	2:41.071	+44.159	15:39:46.654
9	1:57.549	+0.637	15:41:44.203

(170) Marco Dorsch			
1	2:24.773	+27.403	15:24:10.868
2	1:58.988	+1.618	15:26:09.856
3	3:20.291	+1:22.921	15:29:30.147
4	1:57.370		15:31:27.517
5	6:06.497	+4:09.127	15:37:34.014
6	2:38.601	+41.231	15:40:12.615
7	1:58.325	+0.955	15:42:10.940

(47) Nicolai Märcher Hansen			
1	2:19.341	+21.545	15:23:38.375
2	1:59.428	+1.632	15:25:37.803
3	2:26.012	+28.216	15:28:03.815
4	1:59.321	+1.525	15:30:03.136
5	3:14.418	+1:16.622	15:33:17.554
6	1:57.796		15:35:15.350
7	1:57.841	+0.045	15:37:13.191
8	3:41.028	+1:43.232	15:40:54.219
9	2:06.648	+8.852	15:43:00.867

(272) Enrico Jache			
1	2:11.258	+13.368	15:23:19.531
2	1:57.890		15:25:17.421
3	6:07.020	+4:09.130	15:31:24.441
4	1:59.825	+1.935	15:33:24.266
5	2:54.735	+56.845	15:36:19.001
6	1:59.036	+1.146	15:38:18.037
7	2:56.380	+58.490	15:41:14.417

(56) Nikolay Paschinskiy			
1	2:22.993	+24.764	15:23:55.708
2	2:35.496	+37.267	15:26:31.204
3	1:59.327	+1.098	15:28:30.531
4	1:58.386	+0.157	15:30:28.917
5	3:40.895	+1:42.666	15:34:09.812
6	1:58.229		15:36:08.041
7	3:04.198	+1:05.969	15:39:12.239
8	1:58.447	+0.218	15:41:10.686

(86) Aleksander Paschinskiy			
1	2:22.855	+23.931	15:23:34.069
2	2:01.129	+2.205	15:25:35.198
3	4:02.205	+2:03.281	15:29:37.403
4	1:58.924		15:31:36.327
5	3:47.641	+1:48.717	15:35:23.968
6	2:45.457	+46.533	15:38:09.425
7	2:27.370	+28.446	15:40:36.795

(330) Cedric Lieber			
1	2:27.136	+27.495	15:23:53.337
2	2:03.857	+4.216	15:25:57.194
3	3:14.292	+1:14.651	15:29:11.486
4	2:00.810	+1.169	15:31:12.296
5	2:19.707	+20.066	15:33:32.003
6	2:24.519	+24.878	15:35:56.522
7	1:59.641		15:37:56.163
8	2:09.781	+10.140	15:40:05.944
9	2:01.562	+1.921	15:42:07.506

(20) Dario Gianni Dapor			
1	2:31.435	+31.372	15:24:07.541
2	2:18.759	+18.696	15:26:26.300
3	2:02.034	+1.971	15:28:28.334
4	2:51.214	+51.151	15:31:19.548
5	2:00.063		15:33:19.611

Orbits 4

Timekeeping Tina Krlitschka:

Krlitschka

Clerk of the course Christian Kunze:

Steward Olaf Noack:

Reg. Nr MX 06-10

Licensed to: Motorsport Events

Printed: 2010-04-17 15:44:59

posted at: h

Page 12

www.amb-it.com

www.mylaps.com



ADAC MX Masters Fürstlich Drehna 2010

MX Masters

Fürstlich Drehna 1,837 Km

Qualifying Group 2

2010-04-17 15:20

Qualifying (20:00 Time) started at 15:21:05

Lap	Lap Tm	Diff	Time of Day
6	2:39.860	+39.797	15:35:59.471
7	2:15.517	+15.454	15:38:14.988
8	2:02.142	+2.079	15:40:17.130
9	2:02.867	+2.804	15:42:19.997

(136) Dominik Schunke

1	2:20.373	+19.793	15:23:50.906
2	2:00.584	+0.004	15:25:51.490
3	3:03.011	+1:02.431	15:28:54.501
4	2:00.704	+0.124	15:30:55.205
5	4:55.461	+2:54.881	15:35:50.666
6	2:00.580		15:37:51.246
7	4:49.509	+2:48.929	15:42:40.755

(207) Daniel Wozniak

1	2:15.794	+15.104	15:23:36.351
2	2:00.690		15:25:37.041
3	2:01.236	+0.546	15:27:38.277
4	5:19.060	+3:18.370	15:32:57.337
5	2:02.008	+1.318	15:34:59.345
6	2:01.908	+1.218	15:37:01.253
7	2:32.852	+32.162	15:39:34.105
8	2:03.855	+3.165	15:41:37.960

(312) Chris Gundermann

1	2:21.904	+20.974	15:23:49.521
2	2:45.586	+44.656	15:26:35.107
3	2:11.657	+10.727	15:28:46.764
4	2:00.930		15:30:47.694
5	3:34.058	+1:33.128	15:34:21.752
6	2:03.205	+2.275	15:36:24.957
7	2:03.409	+2.479	15:38:28.366
8	2:17.479	+16.549	15:40:45.845
9	2:02.872	+1.942	15:42:48.717

(32) Robert Sturm

1	2:27.094	+25.238	15:23:39.818
2	2:01.958	+0.102	15:25:41.776
3	2:01.856		15:27:43.632
4	2:43.259	+41.403	15:30:26.891
5	2:15.655	+13.799	15:32:42.546
6	2:02.788	+0.932	15:34:45.334
7	2:46.974	+45.118	15:37:32.308
8	2:03.246	+1.390	15:39:35.554

(12) Andreas Weber

1	2:36.775	+34.821	15:24:31.195
2	2:02.123	+0.169	15:26:33.318
3	2:32.969	+31.015	15:29:06.287
4	2:01.954		15:31:08.241
5	6:03.470	+4:01.516	15:37:11.711
6	2:02.170	+0.216	15:39:13.881
7	2:33.370	+31.416	15:41:47.251

(347) Tomas Lhotsky

1	2:57.495	+53.646	15:24:49.643
2	2:06.596	+2.747	15:26:56.239
3	2:19.986	+16.137	15:29:16.225
4	2:24.778	+20.929	15:31:41.003
5	2:04.152	+0.303	15:33:45.155
6	2:03.849		15:35:49.004
7	3:38.527	+1:34.678	15:39:27.531
8	2:04.719	+0.870	15:41:32.250

(35) Martin Scheuch

1	2:35.285	+30.382	15:24:41.317
---	----------	---------	--------------

Lap	Lap Tm	Diff	Time of Day
2	2:06.039	+1.136	15:26:47.356
3	2:36.822	+31.919	15:29:24.178
4	2:19.095	+14.192	15:31:43.273
5	2:17.070	+12.167	15:34:00.343
6	2:04.903		15:36:05.246
7	5:59.966	+3:55.063	15:42:05.212

(72) Paul Grybowski

1	2:25.098	+20.095	15:23:59.601
2	2:06.752	+1.749	15:26:06.353
3	2:32.382	+27.379	15:28:38.735
4	2:05.003		15:30:43.738
5	3:55.768	+1:50.765	15:34:39.506
6	2:05.651	+0.648	15:36:45.157
7	2:35.345	+30.342	15:39:20.502
8	2:05.782	+0.779	15:41:26.284

(60) Benjamin Moll

1	2:19.513	+14.263	15:24:04.100
2	2:05.250		15:26:09.350
3	2:08.134	+2.884	15:28:17.484
4	4:06.102	+2:00.852	15:32:23.586
5	2:08.707	+3.457	15:34:32.293
6	2:45.488	+40.238	15:37:17.781
7	4:32.133	+2:26.883	15:41:49.914

(188) Roland Ekerold

1	2:33.456	+27.256	15:24:32.835
2	2:07.715	+1.515	15:26:40.550
3	2:24.543	+18.343	15:29:05.093
4	2:06.200		15:31:11.293
5	3:42.368	+1:36.168	15:34:53.661
6	2:06.232	+0.032	15:36:59.893
7	2:26.174	+19.974	15:39:26.067
8	2:08.341	+2.141	15:41:34.408

(166) Jeremy Renkens

1	2:30.507	+24.198	15:24:14.127
2	2:08.289	+1.980	15:26:22.416
3	2:40.581	+34.272	15:29:02.997
4	2:08.793	+2.484	15:31:11.790
5	3:38.764	+1:32.455	15:34:50.554
6	2:06.837	+0.528	15:36:57.391
7	2:06.309		15:39:03.700
8	2:07.422	+1.113	15:41:11.122

(157) Benjamin Kiesl

1	2:34.099	+19.460	15:24:35.625
2	2:31.122	+16.483	15:27:06.747
3	2:14.639		15:29:21.386
4	2:28.931	+14.292	15:31:50.317
5	5:52.253	+3:37.614	15:37:42.570
6	2:16.223	+1.584	15:39:58.793
7	2:48.104	+33.465	15:42:46.897

Orbits 4

Timekeeping Tina Krlitschka:

Clerk of the course Christian Kunze:

Steward Olaf Noack:

Reg. Nr MX 06-10

Licensed to: Motorsport Events

Printed: 2010-04-17 15:44:59

posted at: h

www.amb-it.com

www.mylaps.com



Official Timing www.camp-company.de

Int. ADAC MX MASTERS Fürstlich Drehna 17.-18. April 2010

Class 1 MX-Masters

Tracklength: 1.837 m

Startgrid MX-Masters Last Chance

Start-Time: 17th of April 16h50

Pos.	No.	Name	FNM	Nat./Hometown	Trademark	Entrant / Team
1	83	Adrian, Andre	DMSB	GER-Mülheim-Kärlich	HONDA	Team Stute Honda Köln
2	272	Jache, Enrico	DMSB	GER-Jeetze	HUSQVARNA	Team Zupin Husqvarna
3	135	Dictus, Dennis	DMSB	BEL-Vlijtingen	KAWASAKI	
4	56	Paschinskiy, Nikolay	FMU	UKR-Irpin	KTM	
5	203	Picoto, Victor	MSA	RSA-buende	SUZUKI	JONG-FORCE RACING
6	86	Paschinskiy, Aleksander	FMU	UKR-Irpin	KTM	
7	192	Lepine, Loic	FFM	FRA-ferrieres en gatinais	SUZUKI	Bodo Schmidt Motorsport
8	330	Lieber, Cedric	MUL	BEL-STRASSEN	SUZUKI	
9	109	Krychchfalushiy, Andriy	FMU	UKR-Chernivtsi	YAMAHA	
10	20	Dapor, Dario Gianni	DMSB	GER-Riedstadt	KAWASAKI	Team PassionMX
11	73	Grybowski, Eric	DMSB	GER-Pankteal	SUZUKI	
12	136	Schunke, Dominik	DMSB	GER-Calau OT Werchow	SUZUKI	
13	93	Petersons, Mikus	LaMSF	LAT-4220	SUZUKI	GK MX Team
14	207	Wozniak, Daniel	DMU	DEN-Gelsted	YAMAHA	
15	46	Voss, Jens	DMSB	GER-Rosengarten	KTM	MSC Gaildorf
16	312	Gundermann, Chris	DMSB	GER-Stressenhausen	YAMAHA	Team Yamaha Parthen
17	145	Rothhaupt, Christoph	OeAMTC	AUT-Kundl	KTM	
18	32	Sturm, Robert	DMSB	GER-Kissing	KAWASAKI	Sturm Racing Team
19	175	Wolff, Toni	DMSB	GER-Crinitz	HONDA	Team Gekatec
20	12	Weber, Andreas	DMSB	GER-Torgau	KAWASAKI	Motorradsport Straub
21	911	Andersen, Benjamin	DMU	DEN-Ringsted	KTM	BvZ Racing Team
22	347	Lhotsky, Tomas	ACCR	CZE-kynsperk nad ohri	SUZUKI	MotocrossTeam HULHO
23	280	Dittmann, Michael	DMSB	GER-Ueckermünde	KTM	KTM GST Berlin Racing
24	35	Scheuch, Martin	DMSB	GER-Kasseedorf	KAWASAKI	Team Castrol Power 1 Moto-Web
25	14	Münchhofen, Tim	DMSB	GER-Düsseldorf	HONDA	Team Honda Waldmann
26	72	Grybowski, Paul	DMSB	GER-Pankteal	SUZUKI	
27	129	Frank, Björn	MUL	LUX-Burg Reuland	HONDA	MMX RACING TEAM
28	60	Moll, Benjamin	OeAMTC	AUT-Häselgehr	KTM	MSC Raiba Ehrwald
29	510	Leopold, Steffen	DMSB	GER-Sulz-Mühlheim	SUZUKI	Team Suzuki Reinecke
30	188	Ekerold, Roland	DMSB	GER-Weiskirchen	KTM	Bodo Schmidt Motorsport
31	33	Sturm, Josef	DMSB	GER-Kissing	KAWASAKI	Sturm Racing Team
32	166	Renkens, Jeremy	FMB	BEL-MOMALLE	YAMAHA	JNR MX TEAM
33	168	Schuster, Erwin	OeAMTC	AUT-villach	SUZUKI	
34	157	Kiesl, Benjamin	DMSB	GER-Eisenberg	KAWASAKI	Kawasaki Elf Team Pfeil
35	176	Bachofer, Matthias	DMSB	GER-Weilheim/Teck	HONDA	
36						
37						
38						
39						
40						
Reserve						
1						
2						

Announcements: These results are provisional until the conclusion of any judicial and technical matters

Clerk of the course Christoph Kunze:

Jury President Olaf Noack:

Timekeeping Tina Krlitschka:

Posted at: h

Printed: 17.04.2010 15:51





ADAC MX Masters Fürstlich Drehna 2010

MX Masters

Fürstlich Drehna 1,837 Km

Last Chance Race

2010-04-17 16:50

Race (20:00 and 2 Laps) started at 17:17:25

Pos	No.	Name	FNM	Nat./Hometown	Trademark	Entrant/Team	Laps	Total Tm	Diff	Best Tm	1 Lap	Points
1	312	Chris Gundermann	DMSB	GER-Stressenhausen	YAMAHA	Team Yamaha Parthen	13	26:28.328		2:05.300	3	0
2	135	Dennis Dictus	DMSB	BEL-Vlijtingen	KAWASAKI		13	26:34.799	6.471	2:05.504	2	0
3	330	Cedric Lieber	MUL	BEL-STRASSEN	SUZUKI		13	26:41.949	13.621	2:06.258	3	0
4	83	Andre Adrian	DMSB	GER-Mülheim-Kärlich	HONDA	Team Stute Honda Köln	13	26:43.039	14.711	2:03.939	2	0
5	56	Nikolay Paschinskiy	FMU	UKR-Irpin	KTM		13	26:45.535	17.207	2:05.531	5	0
6	347	Tomas Lhotsky	ACCR	CZE-kynsperk nad ohr	SUZUKI	MotocrossTeam HULHO	13	26:48.358	20.030	2:05.864	4	0
7	203	Victor Picoto	MSA	RSA-buende	SUZUKI	JONG-FORCE RACING	13	26:51.194	22.866	2:06.467	3	0
8	86	Aleksander Paschins	FMU	UKR-Irpin	KTM		13	26:52.603	24.275	2:04.562	2	0
9	207	Daniel Wozniak	DMU	DEN-Gelsted	YAMAHA		13	26:52.918	24.590	2:06.347	5	0
10	93	Mikus Petersons	LaMSF	LAT-4220	SUZUKI	GK MX Team	13	26:55.527	27.199	2:06.105	3	0
11	20	Dario Gianni Dapor	DMSB	GER-Riedstadt	KAWASAKI	Team PassionMX	13	26:57.553	29.225	2:06.502	6	0
12	280	Michael Dittmann	DMSB	GER-Ueckermünde	KTM	KTM GST Berlin Racing	13	26:59.310	30.982	2:07.272	2	0
13	73	Eric Grybowski	DMSB	GER-Pankteal	SUZUKI		13	27:06.172	37.844	2:08.045	3	0
14	14	Tim Münchhofen	DMSB	GER-Düsseldorf	HONDA	Team Honda Waldmann	13	27:07.429	39.101	2:08.295	13	0
15	192	Loic Lepine	FFM	FRA-ferrieres en gatin:	SUZUKI	Bodo Schmidt Motorsport	13	27:07.681	39.353	2:06.761	8	0
16	129	Björn Frank	MUL	LUX-Burg Reuland	HONDA	MMX RACING TEAM	13	27:50.203	1:21.875	2:10.168	2	0
17	72	Paul Grybowski	DMSB	GER-Pankteal	SUZUKI		13	27:51.591	1:23.263	2:10.765	3	0
18	145	Christoph Rothhaupt	OeAMTC	AUT-Kundl	KTM		13	28:02.667	1:34.339	2:08.451	2	0
19	46	Jens Voss	DMSB	GER-Rosengarten	KTM	MSC Gaildorf	13	28:08.707	1:40.379	2:08.296	2	0
20	188	Roland Ekerold	DMSB	GER-Weiskirchen	KTM	Bodo Schmidt Motorsport	13	28:19.416	1:51.088	2:11.455	3	0
21	12	Andreas Weber	DMSB	GER-Torgau	KAWASAKI	Motorradsport Straub	13	28:23.292	1:54.964	2:06.840	2	0
22	32	Robert Sturm	DMSB	GER-Kissing	KAWASAKI	Sturm Racing Team	13	28:34.613	2:06.285	2:06.456	2	0
23	60	Benjamin Moll	OeAMTC	AUT-Häselgehr	KTM	MSC Raiba Ehrwald	12	27:12.311	1 Lap	2:13.829	5	0
24	510	Steffen Leopold	DMSB	GER-Sulz-Mühlheim	SUZUKI	Team Suzuki Reinecke	12	28:06.324	1 Lap	2:08.509	2	0
25	911	Benjamin Andersen	DMU	DEN-Ringsted	KTM	BvZ Racing Team	11	27:29.104	2 Laps	2:15.370	3	0
Not qualified (75% = 10 Laps)												
175		Toni Wolff	DMSB	GER-Crinitz	HONDA	Team Gekatec	10	20:45.181	DNF	2:06.476	3	0
272		Enrico Jache	DMSB	GER-Jeetze	HUSQVARNA	Team Zupin Husqvarna	7	14:15.331	DNF	2:07.053	2	0
136		Dominik Schunke	DMSB	GER-Calau OT Werch	SUZUKI		7	14:34.569	DNF	2:05.795	2	0
33		Josef Sturm	DMSB	GER-Kissing	KAWASAKI	Sturm Racing Team	7	14:54.218	DNF	2:12.211	3	0
35		Martin Scheuch	DMSB	GER-Kasseedorf	KAWASAKI	Team Castrol Power 1 Moto-V	5	10:04.631	DNF	2:10.984	3	0
168		Erwin Schuster	OeAMTC	AUT-villach	SUZUKI		5	10:32.511	DNF	2:12.545	3	0

Announcements

These results are provisional until the conclusion of any judicial and technical matters

Started: 31 Classified: 25 Not classified: 6

Margin of Victory	Ø km/h	Best Lap Tm	km/h	Best Lap by
6.471	54,127	2:03.939	53,359	83 - Andre Adrian

Orbits 4

Timekeeping Tina Krlitschka:

Clerk of the course Christop Kunze:

www.amb-it.com

www.mylaps.com

Steward Olaf Noack:

Reg. Nr MX 06-10

Licensed to: Motorsport Events

Printed: 2010-04-17 17:52:57

posted at: h



ADAC MX Masters Fürstlich Drehna 2010

MX Masters

Fürstlich Drehna 1,837 Km

Last Chance Race

2010-04-17 16:50

Race (20:00 and 2 Laps) started at 17:17:25

Lap	Lap Tm	Diff	Time of Day
(312) Chris Gundermann			
1	2:05.937	+0.637	17:20:26.598
2	2:06.343	+1.043	17:22:32.941
3	2:05.300		17:24:38.241
4	2:06.111	+0.811	17:26:44.352
5	2:07.746	+2.446	17:28:52.098
6	2:06.589	+1.289	17:30:58.687
7	2:07.591	+2.291	17:33:06.278
8	2:07.411	+2.111	17:35:13.689
9	2:09.174	+3.874	17:37:22.863
10	2:08.550	+3.250	17:39:31.413
11	2:10.293	+4.993	17:41:41.706
12	2:12.282	+6.982	17:43:53.988

Lap	Lap Tm	Diff	Time of Day
(135) Dennis Dictus			
1	48.571	-1:16.933	17:18:18.259
2	2:05.504		17:20:23.763
3	2:06.860	+1.356	17:22:30.623
4	2:06.404	+0.900	17:24:37.027
5	2:05.551	+0.047	17:26:42.578
6	2:07.343	+1.839	17:28:49.921
7	2:07.184	+1.680	17:30:57.105
8	2:08.042	+2.538	17:33:05.147
9	2:09.679	+4.175	17:35:14.826
10	2:09.453	+3.949	17:37:24.279
11	2:10.584	+5.080	17:39:34.863
12	2:10.745	+5.241	17:41:45.608
13	2:14.851	+9.347	17:44:00.459

Lap	Lap Tm	Diff	Time of Day
(330) Cedric Lieber			
1	59.169	-1:07.089	17:18:28.992
2	2:11.126	+4.868	17:20:40.118
3	2:06.258		17:22:46.376
4	2:06.595	+0.337	17:24:52.971
5	2:06.430	+0.172	17:26:59.401
6	2:07.512	+1.254	17:29:06.913
7	2:07.715	+1.457	17:31:14.628
8	2:09.100	+2.842	17:33:23.728
9	2:08.552	+2.294	17:35:32.280
10	2:07.871	+1.613	17:37:40.151
11	2:10.413	+4.155	17:39:50.564
12	2:07.242	+0.984	17:41:57.806
13	2:09.803	+3.545	17:44:07.609

Lap	Lap Tm	Diff	Time of Day
(83) Andre Adrian			
1	47.164	-1:16.775	17:18:16.587
2	2:03.939		17:20:20.526
3	2:06.790	+2.851	17:22:27.316
4	2:10.933	+6.994	17:24:38.249
5	2:08.756	+4.817	17:26:47.005
6	2:08.583	+4.644	17:28:55.588
7	2:09.213	+5.274	17:31:04.801
8	2:09.490	+5.551	17:33:14.291
9	2:10.023	+6.084	17:35:24.314
10	2:12.385	+8.446	17:37:36.699
11	2:11.797	+7.858	17:39:48.496
12	2:11.849	+7.910	17:42:00.345
13	2:08.354	+4.415	17:44:08.699

Lap	Lap Tm	Diff	Time of Day
(56) Nikolay Paschinskiy			
1	1:01.610	-1:03.921	17:18:31.418
2	2:12.671	+7.140	17:20:44.089
3	2:07.834	+2.303	17:22:51.923
4	2:07.117	+1.586	17:24:59.040
5	2:05.531		17:27:04.571

Lap	Lap Tm	Diff	Time of Day
6	2:07.080	+1.549	17:29:11.651
7	2:06.999	+1.468	17:31:18.650
8	2:08.115	+2.584	17:33:26.765
9	2:08.419	+2.888	17:35:35.184
10	2:08.732	+3.201	17:37:43.916
11	2:08.400	+2.869	17:39:52.316
12	2:09.243	+3.712	17:42:01.559
13	2:09.636	+4.105	17:44:11.195

Lap	Lap Tm	Diff	Time of Day
(347) Tomas Lhotsky			
1	53.127	-1:12.737	17:18:22.873
2	2:08.094	+2.230	17:20:30.967
3	2:07.120	+1.256	17:22:38.087
4	2:05.864		17:24:43.951
5	2:08.097	+2.233	17:26:52.048
6	2:08.030	+2.166	17:29:00.078
7	2:08.617	+2.753	17:31:08.695
8	2:09.164	+3.300	17:33:17.859
9	2:10.236	+4.372	17:35:28.095
10	2:10.127	+4.263	17:37:38.222
11	2:11.562	+5.698	17:39:49.784
12	2:12.853	+6.989	17:42:02.637
13	2:11.381	+5.517	17:44:14.018

Lap	Lap Tm	Diff	Time of Day
(203) Victor Picoto			
1	55.924	-1:10.543	17:18:25.636
2	2:07.129	+0.662	17:20:32.765
3	2:06.467		17:22:39.232
4	2:06.605	+0.138	17:24:45.837
5	2:07.142	+0.675	17:26:52.979
6	2:08.610	+2.143	17:29:01.589
7	2:08.843	+2.376	17:31:10.432
8	2:09.339	+2.872	17:33:19.771
9	2:09.317	+2.850	17:35:29.088
10	2:10.497	+4.030	17:37:39.585
11	2:11.981	+5.514	17:39:51.566
12	2:12.245	+5.778	17:42:03.811
13	2:13.043	+6.576	17:44:16.854

Lap	Lap Tm	Diff	Time of Day
(86) Aleksander Paschinskiy			
1	48.029	-1:16.533	17:18:17.504
2	2:04.562		17:20:22.066
3	2:06.395	+1.833	17:22:28.461
4	2:06.041	+1.479	17:24:34.502
5	2:09.696	+5.134	17:26:44.198
6	2:12.795	+8.233	17:28:56.993
7	2:13.317	+8.755	17:31:10.310
8	2:12.743	+8.181	17:33:23.053
9	2:10.729	+6.167	17:35:33.782
10	2:11.089	+6.527	17:37:44.871
11	2:10.377	+5.815	17:39:55.248
12	2:11.256	+6.694	17:42:06.504
13	2:11.759	+7.197	17:44:18.263

Lap	Lap Tm	Diff	Time of Day
(207) Daniel Wozniak			
1	2:19.904	+13.557	17:20:47.135
2	2:08.008	+1.661	17:22:55.143
3	2:07.471	+1.124	17:25:02.614
4	2:08.151	+1.804	17:27:10.765
5	2:06.347		17:29:17.112
6	2:06.847	+0.500	17:31:23.959
7	2:07.789	+1.442	17:33:31.748
8	2:08.809	+2.462	17:35:40.557
9	2:11.167	+4.820	17:37:51.724
10	2:09.702	+3.355	17:40:01.426
11	2:07.847	+1.500	17:42:09.273

Lap	Lap Tm	Diff	Time of Day
12	2:09.305	+2.958	17:44:18.578
(93) Mikus Petersons			
1	1:01.101	-1:05.004	17:18:31.096
2	2:14.107	+8.002	17:20:45.203
3	2:06.105		17:22:51.308
4	2:08.165	+2.060	17:24:59.473
5	2:06.191	+0.086	17:27:05.664
6	2:07.620	+1.515	17:29:13.284
7	2:07.573	+1.468	17:31:20.857
8	2:09.682	+3.577	17:33:30.539
9	2:09.079	+2.974	17:35:39.618
10	2:09.950	+3.845	17:37:49.568
11	2:10.033	+3.928	17:39:59.601
12	2:09.259	+3.154	17:42:08.860
13	2:12.327	+6.222	17:44:21.187

Lap	Lap Tm	Diff	Time of Day
(20) Dario Gianni Dapor			
1	1:00.633	-1:05.869	17:18:30.191
2	2:10.363	+3.861	17:20:40.554
3	2:07.959	+1.457	17:22:48.513
4	2:07.278	+0.776	17:24:55.791
5	2:07.880	+1.378	17:27:03.671
6	2:06.502		17:29:10.173
7	2:09.179	+2.677	17:31:19.352
8	2:08.643	+2.141	17:33:27.995
9	2:10.073	+3.571	17:35:38.068
10	2:15.986	+9.484	17:37:54.054
11	2:08.145	+1.643	17:40:02.199
12	2:09.742	+3.240	17:42:11.941
13	2:11.272	+4.770	17:44:23.213

Lap	Lap Tm	Diff	Time of Day
(280) Michael Dittmann			
1	54.144	-1:13.128	17:18:23.939
2	2:07.272		17:20:31.211
3	2:10.318	+3.046	17:22:41.529
4	2:07.874	+0.602	17:24:49.403
5	2:07.430	+0.158	17:26:56.833
6	2:08.830	+1.558	17:29:05.663
7	2:11.973	+4.701	17:31:17.636
8	2:12.344	+5.072	17:33:29.980
9	2:09.715	+2.443	17:35:39.695
10	2:11.411	+4.139	17:37:51.106
11	2:09.812	+2.540	17:40:00.918
12	2:12.660	+5.388	17:42:13.578
13	2:11.392	+4.120	17:44:24.970

Lap	Lap Tm	Diff	Time of Day
(73) Eric Grybowski			
1	54.574	-1:13.471	17:18:24.356
2	2:18.374	+10.329	17:20:42.730
3	2:08.045		17:22:50.775
4	2:10.584	+2.539	17:25:01.359
5	2:08.156	+0.111	17:27:09.515
6	2:10.330	+2.285	17:29:19.845
7	2:10.733	+2.688	17:31:30.578
8	2:11.058	+3.013	17:33:41.636
9	2:09.786	+1.741	17:35:51.422
10	2:11.134	+3.089	17:38:02.556
11	2:10.065	+2.020	17:40:12.621
12	2:10.132	+2.087	17:42:22.753
13	2:09.079	+1.034	17:44:31.832

Lap	Lap Tm	Diff	Time of Day
(14) Tim Münchhofen			
1	57.579	-1:10.716	17:18:27.634
2	2:12.256	+3.961	17:20:39.890
3	2:11.434	+3.139	17:22:51.324

Orbits 4

Timekeeping Tina Krlitschka:

Clerk of the course Christop Kunze:

Steward Olaf Noack:

Reg. Nr MX 06-10

Licensed to: Motorsport Events

Printed: 2010-04-17 17:51:12

posted at: h

Page 1/3

www.amb-it.com

www.mylaps.com



ADAC MX Masters Fürstlich Drehna 2010

MX Masters

Fürstlich Drehna 1,837 Km

Last Chance Race

2010-04-17 16:50

Race (20:00 and 2 Laps) started at 17:17:25

Lap	Lap Tm	Diff	Time of Day
4	2:11.256	+2.961	17:25:02.580
5	2:11.415	+3.120	17:27:13.995
6	2:09.621	+1.326	17:29:23.616
7	2:10.106	+1.811	17:31:33.722
8	2:10.484	+2.189	17:33:44.206
9	2:09.672	+1.377	17:35:53.878
10	2:10.586	+2.291	17:38:04.464
11	2:10.247	+1.952	17:40:14.711
12	2:10.083	+1.788	17:42:24.794
13	2:08.295		17:44:33.089

(192) Loic Lepine

1	58.593	-1:08.168	17:18:28.510
2	2:32.397	+25.636	17:21:00.907
3	2:07.496	+0.735	17:23:08.403
4	2:09.928	+3.167	17:25:18.331
5	2:06.867	+0.106	17:27:25.198
6	2:09.658	+2.897	17:29:34.856
7	2:07.665	+0.904	17:31:42.521
8	2:06.761		17:33:49.282
9	2:07.553	+0.792	17:35:56.835
10	2:09.920	+3.159	17:38:06.755
11	2:09.190	+2.429	17:40:15.945
12	2:09.880	+3.119	17:42:25.825
13	2:07.516	+0.755	17:44:33.341

(129) Björn Frank

1	58.504	-1:11.664	17:18:28.516
2	2:10.168		17:20:38.684
3	2:10.719	+0.551	17:22:49.403
4	2:11.454	+1.286	17:25:00.857
5	2:12.645	+2.477	17:27:13.502
6	2:13.462	+3.294	17:29:26.964
7	2:13.018	+2.850	17:31:39.982
8	2:13.975	+3.807	17:33:53.957
9	2:14.163	+3.995	17:36:08.120
10	2:16.677	+6.509	17:38:24.797
11	2:17.748	+7.580	17:40:42.545
12	2:17.652	+7.484	17:43:00.197
13	2:15.666	+5.498	17:45:15.863

(72) Paul Grybowski

1	1:01.808	-1:08.957	17:18:32.211
2	2:16.967	+6.202	17:20:49.178
3	2:10.765		17:22:59.943
4	2:11.086	+0.321	17:25:11.029
5	2:12.201	+1.436	17:27:23.230
6	2:13.313	+2.548	17:29:36.543
7	2:13.046	+2.281	17:31:49.589
8	2:14.414	+3.649	17:34:04.003
9	2:14.820	+4.055	17:36:18.823
10	2:16.401	+5.636	17:38:35.224
11	2:14.285	+3.520	17:40:49.509
12	2:14.204	+3.439	17:43:03.713
13	2:13.538	+2.773	17:45:17.251

(145) Christoph Rothhaupt

1	1:27.104	-41.347	17:18:56.979
2	2:08.451		17:21:05.430
3	2:08.667	+0.216	17:23:14.097
4	2:09.590	+1.139	17:25:23.687
5	2:11.302	+2.851	17:27:34.989
6	2:12.100	+3.649	17:29:47.089
7	2:11.520	+3.069	17:31:58.609
8	2:11.995	+3.544	17:34:10.604
9	2:14.704	+6.253	17:36:25.308

Lap	Lap Tm	Diff	Time of Day
10	2:15.347	+6.896	17:38:40.655
11	2:13.420	+4.969	17:40:54.075
12	2:14.695	+6.244	17:43:08.770
13	2:19.557	+11.106	17:45:28.327

(46) Jens Voss

1	1:19.287	-49.009	17:18:48.990
2	2:08.296		17:20:57.286
3	2:08.924	+0.628	17:23:06.210
4	2:13.295	+4.999	17:25:19.505
5	2:10.760	+2.464	17:27:30.265
6	2:14.280	+5.984	17:29:44.545
7	2:12.630	+4.334	17:31:57.175
8	2:12.590	+4.294	17:34:09.765
9	2:15.442	+7.146	17:36:25.207
10	2:19.879	+11.583	17:38:45.086
11	2:15.002	+6.706	17:41:00.088
12	2:16.311	+8.015	17:43:16.399
13	2:17.968	+9.672	17:45:34.367

(188) Roland Ekerold

1	59.746	-1:11.709	17:18:29.853
2	2:15.877	+4.422	17:20:45.730
3	2:11.455		17:22:57.185
4	2:11.640	+0.185	17:25:08.825
5	2:12.917	+1.462	17:27:21.742
6	2:12.930	+1.475	17:29:34.672
7	2:14.137	+2.682	17:31:48.809
8	2:18.782	+7.327	17:34:07.591
9	2:18.314	+6.859	17:36:25.905
10	2:17.471	+6.016	17:38:43.376
11	2:18.023	+6.568	17:41:01.399
12	2:20.416	+8.961	17:43:21.815
13	2:23.261	+11.806	17:45:45.076

(12) Andreas Weber

1	53.618	-1:13.222	17:18:23.325
2	2:06.840		17:20:30.165
3	2:07.005	+0.165	17:22:37.170
4	2:09.777	+2.937	17:24:46.947
5	2:07.663	+0.823	17:26:54.610
6	2:08.381	+1.541	17:29:02.991
7	2:09.077	+2.237	17:31:12.068
8	2:09.575	+2.735	17:33:21.643
9	2:09.908	+3.068	17:35:31.551
10	2:10.244	+3.404	17:37:41.795
11	2:11.902	+5.062	17:39:53.697
12	2:11.328	+4.488	17:42:05.025
13	3:43.927	+1:37.087	17:45:48.952

(32) Robert Sturm

1	1:54.275	-12.181	17:19:24.001
2	2:06.456		17:21:30.457
3	2:07.198	+0.742	17:23:37.655
4	2:09.925	+3.469	17:25:47.580
5	2:17.355	+10.899	17:28:04.935
6	2:16.594	+10.138	17:30:21.529
7	2:12.627	+6.171	17:32:34.156
8	2:12.929	+6.473	17:34:47.085
9	2:12.704	+6.248	17:36:59.789
10	2:16.270	+9.814	17:39:16.059
11	2:14.320	+7.864	17:41:30.379
12	2:15.068	+8.612	17:43:45.447
13	2:14.826	+8.370	17:46:00.273

(60) Benjamin Moll

1	1:24.094	-41.701	17:18:53.908
2	2:05.795		17:20:59.703
3	2:06.916	+1.121	17:23:06.619
4	2:10.571	+4.776	17:25:17.190

Lap	Lap Tm	Diff	Time of Day
1	59.777	-1:14.052	17:18:30.082
2	2:16.928	+3.099	17:20:47.010
3	2:15.140	+1.311	17:23:02.150
4	2:18.980	+5.151	17:25:21.130
5	2:13.829		17:27:34.959
6	2:17.666	+3.837	17:29:52.625
7	2:18.513	+4.684	17:32:11.138
8	2:18.545	+4.716	17:34:29.683
9	2:23.324	+9.495	17:36:53.007
10	2:23.944	+10.115	17:39:16.951
11	2:36.182	+22.353	17:41:53.133
12	2:44.838	+31.009	17:44:37.971

(510) Steffen Leopold

1	56.246	-1:12.263	17:18:25.948
2	2:08.509		17:20:34.457
3	2:09.150	+0.641	17:22:43.607
4	2:08.645	+0.136	17:24:52.252
5	2:10.360	+1.851	17:27:02.612
6	2:13.118	+4.609	17:29:15.730
7	2:18.405	+9.896	17:31:34.135
8	2:18.117	+9.608	17:33:52.252
9	5:02.976	+2:54.467	17:38:55.228
10	2:10.074	+1.565	17:41:05.302
11	2:14.508	+5.999	17:43:19.810
12	2:12.174	+3.665	17:45:31.984

(911) Benjamin Andersen

1	1:00.600	-1:14.770	17:18:30.706
2	2:18.159	+2.789	17:20:48.865
3	2:15.370		17:23:04.235
4	2:40.902	+25.532	17:25:45.137
5	2:18.877	+3.507	17:28:04.014
6	4:23.775	+2:08.405	17:32:27.789
7	2:21.787	+6.417	17:34:49.576
8	2:30.535	+15.165	17:37:20.111
9	2:30.216	+14.846	17:39:50.327
10	2:33.809	+18.439	17:42:24.136
11	2:30.628	+15.258	17:44:54.764

(175) Toni Wolff

1	54.777	-1:11.699	17:18:25.118
2	2:07.193	+0.717	17:20:32.311
3	2:06.476		17:22:38.787
4	2:08.955	+2.479	17:24:47.742
5	2:08.718	+2.242	17:26:56.460
6	2:08.068	+1.592	17:29:04.528
7	2:08.676	+2.200	17:31:13.204
8	2:10.035	+3.559	17:33:23.239
9	2:24.820	+18.344	17:35:48.059
10	2:22.782	+16.306	17:38:10.841

(272) Enrico Jache

1	1:10.294	-56.759	17:18:39.804
2	2:07.053		17:20:46.857
3	2:07.107	+0.054	17:22:53.964
4	2:10.502	+3.449	17:25:04.466
5	2:10.674	+3.621	17:27:15.140
6	2:12.518	+5.465	17:29:27.658
7	2:13.333	+6.280	17:31:40.991

(136) Dominik Schunke

1	1:24.094	-41.701	17:18:53.908
2	2:05.795		17:20:59.703
3	2:06.916	+1.121	17:23:06.619
4	2:10.571	+4.776	17:25:17.190

Orbits 4

Timekeeping Tina Krlitschka:

Krlitschka

Clerk of the course Christop Kunze:

Steward Olaf Noack:

Reg. Nr MX 06-10

Licensed to: Motorsport Events

Printed: 2010-04-17 17:51:12

posted at: h

Page 2/3

www.amb-it.com

www.mylaps.com



ADAC MX Masters Fürstlich Drehna 2010

MX Masters

Fürstlich Drehna 1,837 Km

Last Chance Race

2010-04-17 16:50

Race (20:00 and 2 Laps) started at 17:17:25

Lap	Lap Tm	Diff	Time of Day
5	2:12.140	+6.345	17:27:29.330
6	2:14.392	+8.597	17:29:43.722
7	2:16.507	+10.712	17:32:00.229

(33) Josef Sturm

Lap	Lap Tm	Diff	Time of Day
1	56.926	-1:15.285	17:18:27.037
2	2:32.996	+20.785	17:21:00.033
3	2:12.211		17:23:12.244
4	2:16.027	+3.816	17:25:28.271
5	2:16.680	+4.469	17:27:44.951
6	2:18.557	+6.346	17:30:03.508
7	2:16.370	+4.159	17:32:19.878

(35) Martin Scheuch

Lap	Lap Tm	Diff	Time of Day
1	1:00.936	-1:10.048	17:18:31.181
2	2:15.366	+4.382	17:20:46.547
3	2:10.984		17:22:57.531
4	2:12.186	+1.202	17:25:09.717
5	2:20.574	+9.590	17:27:30.291

(168) Erwin Schuster

Lap	Lap Tm	Diff	Time of Day
1	58.541	-1:14.004	17:18:28.355
2	2:13.315	+0.770	17:20:41.670
3	2:12.545		17:22:54.215
4	2:24.405	+11.860	17:25:18.620
5	2:39.551	+27.006	17:27:58.171

Lap	Lap Tm	Diff	Time of Day
-----	--------	------	-------------



Krlitschka

Int. ADAC MX MASTERS Fürstlich Drehna 17.-18. April 2010
Class 1 MX-Masters
Tracklength: 1.837 m
Startgrid MX-Masters 1st and 2nd Heat
Start-Time: 18th of April 13h50 / 16h20

Pos.	No.	Name	FNM	Nat./Hometown	Trademark	Entrant / Team
1	11	Ramon, Steve	FMB	BEL-De Haan	SUZUKI	Team Rockstar Teka SUZUKI World MX1
2	25	Desalle, Clément	FMB	BEL-Courcelles	SUZUKI	Team Rockstar Teka SUZUKI World MX1
3	2	Nagl, Maximilian	DMSB	GER-Hohenpeissenberg	KTM	Red Bull KTM Factory Racing
4	94	Roczen, Ken	DMSB	GER-Mattstedt	SUZUKI	TEKA SUZUKI EUROPE World MX2
5	7	Siegl, Daniel	DMSB	GER-Flurstedt	SUZUKI	Team Suzuki Reinecke
6	75	Wouts, Kevin	FMB	BEL-	KAWASAKI	Sturm Racing Team
7	57	Schröter, Dennis	DMSB	GER-Nettetal	KTM	SILENT SPORT TEAM
8	120	Soubeyras, Cedric	FFM	FRA-Berre 33	KTM	KTM Sarholz Racing Team
9	71	Brockel, Christian	DMSB	GER-Cottbus	YAMAHA	Kölling Yamaha
10	134	Neugebauer, Filip	DMSB	CZE-DIVAKY	KAWASAKI	Kawasaki Elf Team Pfeil
11	23	Tonus, Arnaud	FMS	SUI-Geneve	SUZUKI	TEKA SUZUKI EUROPE World MX2
12	300	Tonkov, Aleksandr	DMSB	RUS-schmelz	SUZUKI	BodoSchmidt Motorsport
13	156	Heidecke, Angus	DMSB	GER-SAUDERSDORF	KAWASAKI	Kawasaki Elf Team Pfeil
14	6	Mock, Stephan	DMSB	GER-Wolfsburg	HONDA	Kalli-Racing Team
15	313	Livs, Davis	DMSB	LAT-Liepaja	KAWASAKI	Janssen Racing
16	811	Glaß, Sascha	DMSB	GER-Oranienbaum	HONDA	K+W Double EE Honda
17	209	Wiedemann, Jens	DMSB	GER-Lampertheim	SUZUKI	Team Suzuki Reinecke
18	149	Schmidinger, Günter	OeAMTC	AUT-Waldneukirchen	SUZUKI	Delta Racing Team
19	19	Baudrexl, Dennis	DMSB	GER-Beuerberg	HONDA	Team Honda Waldmann
20	193	Lehtla, Lauri	EMF	EST-Tartumaa	KTM	
21	183	Hänchen, Christoph	DMSB	GER-Trebel	HONDA	K+W Double EE Honda
22	17	Tonkow, Vitaly	MFR	RUS-Cottbus	YAMAHA	Kölling Yamaha
23	28	Albrecht, Steffen	DMSB	GER-Großröhrsdorf	YAMAHA	Team Yamaha Parthen
24	519	Rombaut, Loic	FFM	FRA-Solers	KAWASAKI	Sturm Racing Team
25	303	Efimov, Alexander	MFR	RUS-Moscow	KAWASAKI	
26	9	Smitka, Petr	DMSB	GER-Mesto Tuskov	KTM	KTM Sarholz Racing Team
27	48	Schmidinger, Andreas	OeAMTC	AUT-Waldneukirchen	HONDA	Team MIBAG Schmidinger
28	170	Dorsch, Marco	DMSB	GER-widdern	KTM	
29	162	Staufer, Michael	OeAMTC	AUT-Sieding	KTM	
30	47	Hansen, Nicolai Märcher	DMU	DEN-Engesvang	SUZUKI	DICE GRAFFIX IHLE RACING
31	312	Gundermann, Chris	DMSB	GER-Stressenhausen	YAMAHA	Team Yamaha Parthen
32	135	Dictus, Dennis	DMSB	BEL-Vlijtingen	KAWASAKI	
33	330	Lieber, Cedric	MUL	BEL-STRASSEN	SUZUKI	
34	83	Adrian, Andre	DMSB	GER-Mülheim-Kärlich	HONDA	Team Stute Honda Köln
35	56	Paschinskiy, Nikolay	FMU	UKR-Irpin	KTM	
36	347	Lhotsky, Tomas	ACCR	CZE-kynsperk nad ohri	SUZUKI	MotocrossTeam HULHO
37	203	Picoto, Victor	MSA	RSA-buende	SUZUKI	JONG-FORCE RACING
38	86	Paschinskiy, Aleksander	FMU	UKR-Irpin	KTM	
39	207	Wozniak, Daniel	DMU	DEN-Gelsted	YAMAHA	
40	93	Petersons, Mikus	LaMSF	LAT-4220	SUZUKI	GK MX Team
Reserve						
1	20	Dapor, Dario Gianni	DMSB	GER-Riedstadt	KAWASAKI	Team PassionMX
2	280	Dittmann, Michael	DMSB	GER-Ueckermünde	KTM	KTM GST Berlin Racing

Announcements: These results are provisional until the conclusion of any judicial and technical matters

Clerk of the course Christoph Kunze:

Jury President Olaf Noack:

Timekeeping Tina Krlitschka:

Posted at: h

Printed: 17.04.2010 17:52



ADAC MX Masters Fürstlich Drehna 2010

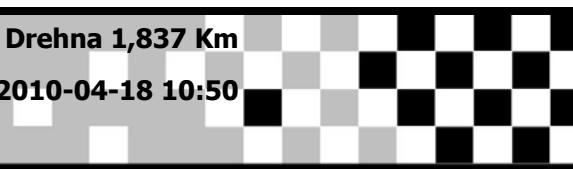
MX Masters

Fürstlich Drehna 1,837 Km

Warm up

2010-04-18 10:50

Practice (20:00 Time) started at 10:49:55



Pos	No.	Name	FNM	Nat./Hometown	Trademark	Entrant/Team	Laps	Best Tm	Diff In Lap	km/h
1	11	Steve Ramon	FMB	BEL-De Haan	SUZUKI	Team Rockstar Teka SUZUKI Worl	9	1:49.678	5	60,297
2	120	Cedric Soubeyras	FFM	FRA-Berre 33	KTM	KTM Sarholz Racing Team	9	1:51.274	1.596	59,432
3	75	Kevin Wouts	FMB	BEL-	KAWASAKI	Sturm Racing Team	9	1:51.489	1.811	59,317
4	313	Davis Livs	DMSB	LAT-Liepaja	KAWASAKI	Janssen Racing	8	1:51.532	1.854	59,294
5	7	Daniel Siegl	DMSB	GER-Flurstedt	SUZUKI	Team Suzuki Reinecke	10	1:51.615	1.937	59,250
6	6	Stephan Mock	DMSB	GER-Wolfsburg	HONDA	Kalli-Racing Team	9	1:51.813	2.135	59,145
7	71	Christian Brockel	DMSB	GER-Cottbus	YAMAHA	Kölling Yamaha	9	1:52.016	2.338	59,038
8	149	Günter Schmidinger	OeAMT	AUT-Waldneukirchen	SUZUKI	Delta Racing Team	10	1:52.102	2.424	58,993
9	57	Dennis Schröter	DMSB	GER-Nettetal	KTM	SILENT SPORT TEAM	9	1:52.150	2.472	58,967
10	811	Sascha Glaß	DMSB	GER-Oranienbaum	HONDA	K+W Double EE Honda	9	1:52.541	2.863	58,763
11	519	Loic Rombaut	FFM	FRA-Solers	KAWASAKI	Sturm Racing Team	8	1:52.846	3.168	58,604
12	9	Petr Smitka	DMSB	GER-Mesto Tauskov	KTM	KTM Sarholz Racing Team	9	1:53.055	3.377	58,495
13	94	Ken Roczen	DMSB	GER-Mattstedt	SUZUKI	TEKA SUZUKI EUROPE World MXz	10	1:53.201	3.523	58,420
14	170	Marco Dorsch	DMSB	GER-widdern	KTM		7	1:53.292	3.614	58,373
15	134	Filip Neugebauer	DMSB	CZE-DIVAKY	KAWASAKI	Kawasaki Elf Team Pfeil	8	1:53.452	3.774	58,291
16	23	Arnaud Tonus	FMS	SUI-Geneve	SUZUKI	TEKA SUZUKI EUROPE World MXz	10	1:53.454	3.776	58,290
17	303	Alexander Efimov	MFR	RUS-Moscow	KAWASAKI		9	1:53.553	3.875	58,239
18	300	Aleksandr Tonkov	DMSB	RUS-schmelz	SUZUKI	BodoSchmidt Motorsport	10	1:53.571	3.893	58,230
19	25	Clément Desalle	FMB	BEL-Courcelles	SUZUKI	Team Rockstar Teka SUZUKI Worl	10	1:53.971	4.293	58,025
20	19	Dennis Baudrexl	DMSB	GER-Beuerberg	HONDA	Team Honda Waldmann	8	1:54.078	4.400	57,971
21	2	Maximilian Nagl	DMSB	GER-Hohenpeissenberg	KTM	Red Bull KTM Factory Racing	9	1:54.119	4.441	57,950
22	28	Steffen Albrecht	DMSB	GER-Großbröhrsdorf	YAMAHA	Team Yamaha Parthen	9	1:54.300	4.622	57,858
23	17	Vitaly Tonkow	MFR	RUS-Cottbus	YAMAHA	Kölling Yamaha	9	1:54.408	4.730	57,804
24	203	Victor Picoto	MSA	RSA-buende	SUZUKI	JONG-FORCE RACING	9	1:54.457	4.779	57,779
25	47	Nicolai Märcher Hans	DMU	DEN-Engesvang	SUZUKI	DICE GRAFFIX IHLE RACING	8	1:54.473	4.795	57,771
26	193	Lauri Lehtla	EMF	EST-Tartumaa	KTM		6	1:54.584	4.906	57,715
27	209	Jens Wiedemann	DMSB	GER-Lampertheim	SUZUKI	Team Suzuki Reinecke	9	1:54.696	5.018	57,659
28	312	Chris Gundermann	DMSB	GER-Stressenhausen	YAMAHA	Team Yamaha Parthen	9	1:54.932	5.254	57,540
29	330	Cedric Lieber	MUL	BEL-STRASSEN	SUZUKI		9	1:55.700	6.022	57,158
30	162	Michael Staufer	OeAMT	AUT-Sieding	KTM		9	1:56.019	6.341	57,001
31	207	Daniel Wozniak	DMU	DEN-Gelsted	YAMAHA		8	1:56.074	6.396	56,974
32	183	Christoph Hänchen	DMSB	GER-Trebel	HONDA	K+W Double EE Honda	9	1:56.169	6.491	56,927
33	83	Andre Adrian	DMSB	GER-Mülheim-Kärlich	HONDA	Team Stute Honda Köln	7	1:56.541	6.863	56,746
34	135	Dennis Dictus	DMSB	BEL-Vlijtingen	KAWASAKI		9	1:56.607	6.929	56,714
35	56	Nikolay Paschinskiy	FMU	UKR-Irpin	KTM		8	1:56.733	7.055	56,652
36	48	Andreas Schmidinger	OeAMT	AUT-Waldneukirchen	HONDA	Team MIBAG Schmidinger	7	1:56.912	7.234	56,566
37	20	Dario Gianni Dapor	DMSB	GER-Riedstadt	KAWASAKI	Team PassionMX	8	1:56.961	7.283	56,542
38	280	Michael Dittmann	DMSB	GER-Ueckermünde	KTM	KTM GST Berlin Racing	9	1:58.274	8.596	55,914
39	93	Mikus Petersons	LaMSF	LAT-4220	SUZUKI	GK MX Team	8	1:58.410	8.732	55,850
40	86	Aleksander Paschinski	FMU	UKR-Irpin	KTM		10	1:58.752	9.074	55,689
41	347	Tomas Lhotsky	ACCR	CZE-kynsperk nad ohri	SUZUKI	MotocrossTeam HULHO	7	1:58.972	9.294	55,586
42	156	Angus Heidecke	DMSB	GER-SAUDERSDORF	KAWASAKI	Kawasaki Elf Team Pfeil	9	2:01.219	11.541	54,556

Orbits 4

Timekeeping Tina Krlitschka:

Clerk of the course Christop Kunze:

www.amb-it.com

www.mylaps.com

Steward Olaf Noack:

Reg. Nr MX 06-10

Licensed to: Motorsport Events

Printed: 2010-04-18 11:13:54

posted at: h



ADAC MX Masters Fürstlich Drehna 2010

MX Masters

Fürstlich Drehna 1,837 Km

Warm up

2010-04-18 10:50

Practice (20:00 Time) started at 10:49:55

Lap	Lap Tm	Diff	Time of Day
(11) Steve Ramon			
1	2:22.165	+32.487	10:53:38.806
2	2:09.288	+19.610	10:55:48.094
3	2:03.938	+14.260	10:57:52.032
4	2:11.398	+21.720	11:00:03.430
5	1:49.678		11:01:53.108
6	2:02.590	+12.912	11:03:55.698
7	2:02.195	+12.517	11:05:57.893
8	1:59.467	+9.789	11:07:57.360
9	2:18.324	+28.646	11:10:15.684

Lap	Lap Tm	Diff	Time of Day
(120) Cedric Soubeyras			
1	2:07.209	+15.935	10:52:28.230
2	1:56.779	+5.505	10:54:25.009
3	1:54.060	+2.786	10:56:19.069
4	3:46.170	+1:54.896	11:00:05.239
5	1:51.481	+0.207	11:01:56.720
6	2:22.469	+31.195	11:04:19.189
7	1:51.274		11:06:10.463
8	3:38.284	+1:47.010	11:09:48.747
9	2:22.726	+31.452	11:12:11.473

Lap	Lap Tm	Diff	Time of Day
(75) Kevin Wouts			
1	2:03.814	+12.325	10:52:59.278
2	1:58.828	+7.339	10:54:58.106
3	1:51.730	+0.241	10:56:49.836
4	2:17.557	+26.068	10:59:07.393
5	1:51.911	+0.422	11:00:59.304
6	1:51.489		11:02:50.793
7	3:26.603	+1:35.114	11:06:17.396
8	2:08.722	+17.233	11:08:26.118
9	1:51.490	+0.001	11:10:17.608

Lap	Lap Tm	Diff	Time of Day
(313) Davis Livs			
1	2:10.410	+18.878	10:53:27.493
2	1:53.540	+2.008	10:55:21.033
3	2:08.887	+17.355	10:57:29.920
4	1:51.865	+0.333	10:59:21.785
5	5:40.341	+3:48.809	11:05:02.126
6	1:51.532		11:06:53.658
7	2:16.064	+24.532	11:09:09.722
8	1:56.420	+4.888	11:11:06.142

Lap	Lap Tm	Diff	Time of Day
(7) Daniel Siegl			
1	2:01.916	+10.301	10:52:12.142
2	1:53.356	+1.741	10:54:05.498
3	1:54.656	+3.041	10:56:00.154
4	1:53.042	+1.427	10:57:53.196
5	1:54.080	+2.465	10:59:47.276
6	3:10.715	+1:19.100	11:02:57.991
7	1:52.683	+1.068	11:04:50.674
8	2:57.066	+1:05.451	11:07:47.740
9	1:51.615		11:09:39.355
10	2:10.507	+18.892	11:11:49.862

Lap	Lap Tm	Diff	Time of Day
(6) Stephan Mock			
1	2:09.190	+17.377	10:52:51.871
2	2:00.286	+8.473	10:54:52.157
3	1:51.813		10:56:43.970
4	2:12.417	+20.604	10:58:56.387
5	3:10.208	+1:18.395	11:02:06.595
6	2:10.789	+18.976	11:04:17.384
7	1:57.070	+5.257	11:06:14.454
8	2:07.707	+15.894	11:08:22.161
9	3:00.573	+1:08.760	11:11:22.734

Lap	Lap Tm	Diff	Time of Day
(71) Christian Brockel			
1	2:12.118	+20.102	10:53:21.887
2	2:28.563	+36.547	10:55:50.450
3	1:52.016		10:57:42.466
4	2:18.301	+26.285	11:00:00.767
5	2:22.302	+30.286	11:02:23.069
6	1:52.115	+0.099	11:04:15.184
7	1:52.533	+0.517	11:06:07.717
8	2:10.426	+18.410	11:08:18.143
9	2:28.094	+36.078	11:10:46.237

Lap	Lap Tm	Diff	Time of Day
(149) Günter Schmidinger			
1	2:10.083	+17.981	10:52:24.395
2	2:14.654	+22.552	10:54:39.049
3	1:56.959	+4.857	10:56:36.008
4	1:53.559	+1.457	10:58:29.567
5	1:52.102		11:00:21.669
6	1:52.690	+0.588	11:02:14.359
7	1:52.834	+0.732	11:04:07.193
8	3:10.200	+1:18.098	11:07:17.393
9	2:03.306	+11.204	11:09:20.699
10	2:52.861	+1:00.759	11:12:13.560

Lap	Lap Tm	Diff	Time of Day
(57) Dennis Schröter			
1	2:03.418	+11.268	10:52:45.945
2	1:52.150		10:54:38.095
3	1:52.418	+0.268	10:56:30.513
4	2:09.989	+17.839	10:58:40.502
5	2:04.607	+12.457	11:00:45.109
6	3:41.697	+1:49.547	11:04:26.806
7	2:07.282	+15.132	11:06:34.088
8	2:05.657	+13.507	11:08:39.745
9	2:02.001	+9.851	11:10:41.746

Lap	Lap Tm	Diff	Time of Day
(811) Sascha Glaß			
1	2:10.755	+18.214	10:52:26.280
2	1:52.541		10:54:18.821
3	1:53.052	+0.511	10:56:11.873
4	2:33.901	+41.360	10:58:45.774
5	2:06.106	+13.565	11:00:51.880
6	1:54.001	+1.460	11:02:45.881
7	4:36.901	+2:44.360	11:07:22.782
8	2:05.552	+13.011	11:09:28.334
9	2:17.688	+25.147	11:11:46.022

Lap	Lap Tm	Diff	Time of Day
(519) Loic Rombaut			
1	2:12.740	+19.894	10:52:57.332
2	2:05.350	+12.504	10:55:02.682
3	2:01.347	+8.501	10:57:04.029
4	1:52.846		10:58:56.875
5	3:30.580	+1:37.734	11:02:27.455
6	1:53.450	+0.604	11:04:20.905
7	3:37.534	+1:44.688	11:07:58.439
8	2:22.024	+29.178	11:10:20.463

Lap	Lap Tm	Diff	Time of Day
(9) Petr Smitka			
1	2:07.877	+14.822	10:52:30.188
2	1:57.503	+4.448	10:54:27.691
3	3:09.544	+1:16.489	10:57:37.235
4	2:06.690	+13.635	10:59:43.925
5	1:53.168	+0.113	11:01:37.093
6	3:12.352	+1:19.297	11:04:49.445
7	1:53.055		11:06:42.500
8	2:06.406	+13.351	11:08:48.906
9	2:08.854	+15.799	11:10:57.760

Lap	Lap Tm	Diff	Time of Day
(94) Ken Roczen			
1	2:01.582	+8.381	10:53:09.456
2	1:54.906	+1.705	10:55:04.362
3	1:53.238	+0.037	10:56:57.600
4	1:53.201		10:58:50.801
5	1:53.236	+0.035	11:00:44.037
6	1:55.111	+1.910	11:02:39.148
7	1:53.862	+0.661	11:04:33.010
8	2:08.117	+14.916	11:06:41.127
9	1:59.366	+6.165	11:08:40.493
10	1:54.721	+1.520	11:10:35.214

Lap	Lap Tm	Diff	Time of Day
(170) Marco Dorsch			
1	2:06.983	+13.691	10:52:19.562
2	2:01.436	+8.144	10:54:20.998
3	1:53.292		10:56:14.290
4	5:00.923	+3:07.631	11:01:15.213
5	1:53.881	+0.589	11:03:09.094
6	2:10.856	+17.564	11:05:19.950
7	5:31.220	+3:37.928	11:10:51.170

Lap	Lap Tm	Diff	Time of Day
(134) Filip Neugebauer			
1	2:09.769	+16.317	10:53:22.753
2	1:57.718	+4.266	10:55:20.471
3	1:54.235	+0.783	10:57:14.706
4	2:03.009	+9.557	10:59:17.715
5	1:53.828	+0.376	11:01:11.543
6	4:22.419	+2:28.967	11:05:33.962
7	1:53.452		11:07:27.414
8	3:34.622	+1:41.170	11:11:02.036

Lap	Lap Tm	Diff	Time of Day
(23) Arnaud Tonus			
1	2:11.011	+17.557	10:53:28.763
2	1:57.950	+4.496	10:55:26.713
3	1:53.454		10:57:20.167
4	1:54.775	+1.321	10:59:14.942
5	1:55.522	+2.068	11:01:10.464
6	1:55.843	+2.389	11:03:06.307
7	2:00.668	+7.214	11:05:06.975
8	1:58.165	+4.711	11:07:05.140
9	1:56.204	+2.750	11:09:01.344
10	2:04.015	+10.561	11:11:05.359

Lap	Lap Tm	Diff	Time of Day
(303) Alexander Efimov			
1	2:08.587	+15.034	10:52:54.139
2	1:58.855	+5.302	10:54:52.994
3	1:55.815	+2.262	10:56:48.809
4	1:54.133	+0.580	10:58:42.942
5	1:56.042	+2.489	11:00:38.984
6	1:55.582	+2.029	11:02:34.566
7	1:53.553		11:04:28.119
8	1:59.974	+6.421	11:06:28.093
9	4:56.909	+3:03.356	11:11:25.002

Lap	Lap Tm	Diff	Time of Day
(300) Aleksandr Tonkov			
1	2:05.072	+11.501	10:52:30.591
2	1:56.146	+2.575	10:54:26.737
3	1:53.571		10:56:20.308
4	1:54.930	+1.359	10:58:15.238
5	1:53.708	+0.137	11:00:08.946
6	3:48.790	+1:55.219	11:03:57.736
7	2:07.828	+14.257	11:06:05.564
8	1:56.583	+3.012	11:08:02.147
9	1:56.460	+2.889	11:09:58.607
10	2:11.133	+17.562	11:12:09.740

Orbits 4

Timekeeping Tina Krlitschka:

Clerk of the course Christop Kunze:

Steward Olaf Noack:

Reg. Nr MX 06-10

Licensed to: Motorsport Events

Printed: 2010-04-18 11:14:28

posted at: h

Page 1/3

www.amb-it.com

www.mylaps.com



ADAC MX Masters Fürstlich Drehna 2010

MX Masters

Fürstlich Drehna 1,837 Km

Warm up

2010-04-18 10:50

Practice (20:00 Time) started at 10:49:55

Lap	Lap Tm	Diff	Time of Day
(25) Clément Desalle			
1	2:04.624	+10.653	10:53:12.204
2	1:57.052	+3.081	10:55:09.256
3	1:59.414	+5.443	10:57:08.670
4	1:56.840	+2.869	10:59:05.510
5	2:02.214	+8.243	11:01:07.724
6	1:56.850	+2.879	11:03:04.574
7	2:01.577	+7.606	11:05:06.151
8	1:59.684	+5.713	11:07:05.835
9	1:53.971		11:08:59.806
10	2:05.026	+11.055	11:11:04.832

(19) Dennis Baudrexl			
1	2:12.319	+18.241	10:53:13.836
2	1:57.417	+3.339	10:55:11.253
3	4:58.349	+3:04.271	11:00:09.602
4	1:56.997	+2.919	11:02:06.599
5	1:54.078		11:04:00.677
6	2:07.522	+13.444	11:06:08.199
7	3:23.945	+1:29.867	11:09:32.144
8	2:24.795	+30.717	11:11:56.939

(2) Maximilian Nagl			
1	2:29.612	+35.493	10:53:57.159
2	2:11.063	+16.944	10:56:08.222
3	2:00.727	+6.608	10:58:08.949
4	1:58.001	+3.882	11:00:06.950
5	1:56.929	+2.810	11:02:03.879
6	2:19.840	+25.721	11:04:23.719
7	1:54.809	+0.690	11:06:18.528
8	1:54.119		11:08:12.647
9	1:55.906	+1.787	11:10:08.553

(28) Steffen Albrecht			
1	2:13.560	+19.260	10:52:32.527
2	1:56.201	+1.901	10:54:28.728
3	1:55.375	+1.075	10:56:24.103
4	2:13.698	+19.398	10:58:37.801
5	2:09.810	+15.510	11:00:47.611
6	1:54.300		11:02:41.911
7	2:09.884	+15.584	11:04:51.795
8	3:59.599	+2:05.299	11:08:51.394
9	2:12.877	+18.577	11:11:04.271

(17) Vitaly Tonkow			
1	2:14.768	+20.360	10:53:31.735
2	2:00.251	+5.843	10:55:31.986
3	2:07.652	+13.244	10:57:39.638
4	2:34.823	+40.415	11:00:14.461
5	1:54.408		11:02:08.869
6	2:26.127	+31.719	11:04:34.996
7	1:54.889	+0.481	11:06:29.885
8	2:24.067	+29.659	11:08:53.952
9	1:55.308	+0.900	11:10:49.260

(203) Victor Picoto			
1	2:05.489	+11.032	10:52:04.962
2	1:57.263	+2.806	10:54:02.225
3	2:14.414	+19.957	10:56:16.639
4	1:55.063	+0.606	10:58:11.702
5	2:14.291	+19.834	11:00:25.993
6	2:04.078	+9.621	11:02:30.071
7	1:54.457		11:04:24.528
8	5:32.390	+3:37.933	11:09:56.918
9	2:16.264	+21.807	11:12:13.182

(47) Nicolai Märcher Hansen			
1	2:19.318	+24.845	10:53:40.331
2	2:03.136	+8.663	10:55:43.467
3	1:56.963	+2.490	10:57:40.430
4	2:05.199	+10.726	10:59:45.629
5	1:54.473		11:01:40.102
6	4:20.325	+2:25.852	11:06:00.427
7	2:03.668	+9.195	11:08:04.095
8	2:09.138	+14.665	11:10:13.233

(193) Lauri Lehtla			
1	2:05.681	+11.097	10:52:11.878
2	1:54.884	+0.300	10:54:06.762
3	1:54.584		10:56:01.346
4	2:16.448	+21.864	10:58:17.794
5	2:14.278	+19.694	11:00:32.072
6	2:50.336	+55.752	11:03:22.408

(209) Jens Wiedemann			
1	2:08.617	+13.921	10:52:33.237
2	1:57.592	+2.896	10:54:30.829
3	1:56.519	+1.823	10:56:27.348
4	2:06.184	+11.488	10:58:33.532
5	4:26.341	+2:31.645	11:02:59.873
6	1:54.696		11:04:54.569
7	2:20.483	+25.787	11:07:15.052
8	2:11.063	+16.367	11:09:26.115
9	2:11.268	+16.572	11:11:37.383

(312) Chris Gundermann			
1	2:10.454	+15.522	10:52:27.544
2	1:55.345	+0.413	10:54:22.889
3	2:16.371	+21.439	10:56:39.260
4	1:54.932		10:58:34.192
5	2:00.381	+5.449	11:00:34.573
6	1:56.322	+1.390	11:02:30.895
7	2:02.538	+7.606	11:04:33.433
8	3:27.217	+1:32.285	11:08:00.650
9	2:02.695	+7.763	11:10:03.345

(330) Cedric Lieber			
1	2:13.391	+17.691	10:53:03.972
2	1:57.002	+1.302	10:55:00.974
3	1:56.320	+0.620	10:56:57.294
4	2:04.145	+8.445	10:59:01.439
5	1:55.700		11:00:57.139
6	4:11.451	+2:15.751	11:05:08.590
7	2:00.293	+4.593	11:07:08.883
8	2:05.924	+10.224	11:09:14.807
9	1:56.213	+0.513	11:11:11.020

(162) Michael Staufer			
1	2:08.003	+11.984	10:52:16.891
2	2:01.714	+5.695	10:54:18.605
3	2:16.052	+20.033	10:56:34.657
4	2:18.327	+22.308	10:58:52.984
5	2:16.455	+20.436	11:01:09.439
6	1:56.019		11:03:05.458
7	2:37.350	+41.331	11:05:42.808
8	1:56.608	+0.589	11:07:39.416
9	2:47.013	+50.994	11:10:26.429

(207) Daniel Wozniak			
1	2:06.238	+10.164	10:53:32.153
2	2:03.523	+7.449	10:55:35.676

3	1:56.968	+0.894	10:57:32.644
4	1:57.235	+1.161	10:59:29.879
5	5:12.229	+3:16.155	11:04:42.108
6	1:56.074		11:06:38.182
7	1:56.939	+0.865	11:08:35.121
8	2:18.578	+22.504	11:10:53.699

(183) Christoph Hänchen			
1	2:25.570	+29.401	10:53:58.526
2	2:05.260	+9.091	10:56:03.786
3	1:56.893	+0.724	10:58:00.679
4	1:56.169		10:59:56.848
5	2:15.535	+19.366	11:02:12.383
6	2:31.215	+35.046	11:04:43.598
7	1:57.527	+1.358	11:06:41.125
8	1:58.548	+2.379	11:08:39.673
9	1:58.305	+2.136	11:10:37.978

(83) Andre Adrian			
1	2:13.444	+16.903	10:53:24.637
2	2:07.096	+10.555	10:55:31.733
3	2:00.007	+3.466	10:57:31.740
4	6:09.985	+4:13.444	11:03:41.725
5	1:56.541		11:05:38.266
6	2:00.570	+4.029	11:07:38.836
7	2:56.069	+59.528	11:10:34.905

(135) Dennis Dictus			
1	2:07.518	+10.911	10:52:18.130
2	1:57.126	+0.519	10:54:15.256
3	3:43.146	+1:46.539	10:57:58.402
4	1:56.607		10:59:55.009
5	2:09.299	+12.692	11:02:04.308
6	2:09.345	+12.738	11:04:13.653
7	2:07.140	+10.533	11:06:20.793
8	2:07.378	+10.771	11:08:28.171
9	2:08.015	+11.408	11:10:36.186

(56) Nikolay Paschinskiy			
1	2:21.712	+24.979	10:54:00.622
2	2:09.713	+12.980	10:56:10.335
3	3:25.956	+1:29.223	10:59:36.291
4	1:58.693	+1.960	11:01:34.984
5	1:56.733		11:03:31.717
6	1:57.007	+0.274	11:05:28.724
7	1:57.093	+0.360	11:07:25.817
8	3:20.926	+1:24.193	11:10:46.743

(48) Andreas Schmidinger			
1	2:10.448	+13.536	10:52:49.253
2	1:59.937	+3.025	10:54:49.190
3	5:30.424	+3:33.512	11:00:19.614
4	3:00.730	+1:03.818	11:03:20.344
5	1:56.912		11:05:17.256
6	3:38.103	+1:41.191	11:08:55.359
7	1:59.227	+2.315	11:10:54.586

(20) Dario Gianni Dapor			
1	2:21.062	+24.101	10:53:10.905
2	2:00.065	+3.104	10:55:10.970
3	2:06.370	+9.409	10:57:17.340
4	1:56.961		10:59:14.301
5	4:11.828	+2:14.867	11:03:26.129
6	1:57.928	+0.967	11:05:24.057
7	2:35.255	+38.294	11:07:59.312
8	2:30.138	+33.177	11:10:29.450

Orbits 4

Timekeeping Tina Krlitschka:

Clerk of the course Christop Kunze:

Steward Olaf Noack:

Reg. Nr MX 06-10

Licensed to: Motorsport Events

Printed: 2010-04-18 11:14:28

posted at: h

Page 2/3

www.amb-it.com

www.mylaps.com



ADAC MX Masters Fürstlich Drehna 2010

MX Masters

Fürstlich Drehna 1,837 Km

Warm up

2010-04-18 10:50

Practice (20:00 Time) started at 10:49:55

Lap	Lap Tm	Diff	Time of Day
(280) Michael Dittmann			
1	2:06.470	+8.196	10:52:09.683
2	2:01.316	+3.042	10:54:10.999
3	2:02.422	+4.148	10:56:13.421
4	2:48.350	+50.076	10:59:01.771
5	1:59.429	+1.155	11:01:01.200
6	1:58.774	+0.500	11:02:59.974
7	2:52.547	+54.273	11:05:52.521
8	1:58.274		11:07:50.795
9	2:10.383	+12.109	11:10:01.178

Lap	Lap Tm	Diff	Time of Day
(93) Mikus Petersons			
1	2:34.466	+36.056	10:53:05.574
2	3:13.775	+1:15.365	10:56:19.349
3	1:59.095	+0.685	10:58:18.444
4	1:58.410		11:00:16.854
5	2:23.944	+25.534	11:02:40.798
6	2:00.744	+2.334	11:04:41.542
7	3:28.557	+1:30.147	11:08:10.099
8	2:02.784	+4.374	11:10:12.883

Lap	Lap Tm	Diff	Time of Day
(86) Aleksander Paschinskiy			
1	2:20.946	+22.194	10:53:42.120
2	2:04.805	+6.053	10:55:46.925
3	2:01.432	+2.680	10:57:48.357
4	2:01.771	+3.019	10:59:50.128
5	2:00.850	+2.098	11:01:50.978
6	1:58.752		11:03:49.730
7	1:59.603	+0.851	11:05:49.333
8	2:00.107	+1.355	11:07:49.440
9	2:00.431	+1.679	11:09:49.871
10	2:24.752	+26.000	11:12:14.623

Lap	Lap Tm	Diff	Time of Day
(347) Tomas Lhotsky			
1	2:11.345	+12.373	10:53:07.078
2	3:01.310	+1:02.338	10:56:08.388
3	2:03.230	+4.258	10:58:11.618
4	4:01.253	+2:02.281	11:02:12.871
5	1:58.972		11:04:11.843
6	2:11.231	+12.259	11:06:23.074
7	4:08.108	+2:09.136	11:10:31.182

Lap	Lap Tm	Diff	Time of Day
(156) Angus Heidecke			
1	2:13.698	+12.479	10:53:01.903
2	2:05.244	+4.025	10:55:07.147
3	2:01.434	+0.215	10:57:08.581
4	2:01.219		10:59:09.800
5	2:03.261	+2.042	11:01:13.061
6	2:04.771	+3.552	11:03:17.832
7	2:14.480	+13.261	11:05:32.312
8	2:01.829	+0.610	11:07:34.141
9	3:45.379	+1:44.160	11:11:19.520



ADAC MX Masters Fürstlich Drehna 2010

MX Masters

Fürstlich Drehna 1,837 Km

1. Race

2010-04-18 13:50

Race (30:00 and 2 Laps) started at 13:51:17

Pos	No.	Name	FNM	Nat./Hometown	Trademark	Entrant/Team	Laps	Total Tm	Diff	Best Tm	1 Lap	Points
1	25	Clément Desalle	FMB	BEL-Courcelles	SUZUKI	Team Rockstar Teka SUZUKI	19	35:02.468		1:52.660	9	25
2	11	Steve Ramon	FMB	BEL-De Haan	SUZUKI	Team Rockstar Teka SUZUKI	19	35:03.390	0.922	1:52.656	7	22
3	2	Maximilian Nagl	DMSB	GER-Hohenpeissenber	KTM	Red Bull KTM Factory Racing	19	35:03.605	1.137	1:51.957	7	20
4	94	Ken Roczen	DMSB	GER-Mattstedt	SUZUKI	TEKA SUZUKI EUROPE World	19	35:51.125	48.657	1:53.961	8	18
5	149	Günter Schmidinger	OeAMTC	AUT-Waldneukirchen	SUZUKI	Delta Racing Team	19	35:57.358	54.890	1:54.937	8	16
6	120	Cedric Soubeyras	FFM	FRA-Berre 33	KTM	KTM Sarholz Racing Team	19	36:38.675	1:36.207	1:55.564	5	15
7	17	Vitaly Tonkow	MFR	RUS-Cottbus	YAMAHA	Kölling Yamaha	19	36:39.786	1:37.318	1:56.875	2	14
8	75	Kevin Wouts	FMB	BEL-	KAWASAKI	Sturm Racing Team	19	36:40.698	1:38.230	1:56.331	5	13
9	57	Dennis Schröter	DMSB	GER-Nettetal	KTM	SILENT SPORT TEAM	19	36:45.751	1:43.283	1:55.745	2	12
10	71	Christian Brockel	DMSB	GER-Cottbus	YAMAHA	Kölling Yamaha	19	36:52.395	1:49.927	1:57.209	8	11
11	156	Angus Heidecke	DMSB	GER-SAUDERSDORF	KAWASAKI	Kawasaki Elf Team Pfeil	19	37:04.611	2:02.143	1:57.542	8	10
12	7	Daniel Siegl	DMSB	GER-Flurstedt	SUZUKI	Team Suzuki Reinecke	19	37:13.139	2:10.671	1:55.811	4	9
13	23	Arnaud Tonus	FMS	SUI-Geneve	SUZUKI	TEKA SUZUKI EUROPE World	18	35:06.333	1 Lap	1:57.107	4	8
14	300	Aleksandr Tonkov	DMSB	RUS-schmelz	SUZUKI	BodoSchmidt Motorsport	18	35:16.071	1 Lap	1:59.585	6	7
15	9	Petr Smitka	DMSB	GER-Mesto Touskov	KTM	KTM Sarholz Racing Team	18	35:17.870	1 Lap	1:59.261	3	6
16	811	Sascha Glaß	DMSB	GER-Oranienbaum	HONDA	K+W Double EE Honda	18	35:37.210	1 Lap	2:00.102	4	5
17	47	Nicolai Märcher Han	DMU	DEN-Engesvang	SUZUKI	DICE GRAFFIX IHLE RACING	18	35:42.985	1 Lap	1:59.984	4	4
18	203	Victor Picoto	MSA	RSA-buende	SUZUKI	JONG-FORCE RACING	18	35:45.081	1 Lap	2:00.358	3	3
19	28	Steffen Albrecht	DMSB	GER-Großröhrsdorf	YAMAHA	Team Yamaha Parthen	18	35:50.182	1 Lap	2:01.211	3	2
20	183	Christoph Hänchen	DMSB	GER-Trebel	HONDA	K+W Double EE Honda	18	35:51.291	1 Lap	2:00.744	3	1
21	48	Andreas Schmidinge	OeAMTC	AUT-Waldneukirchen	HONDA	Team MIBAG Schmidinge	18	36:01.532	1 Lap	2:00.552	2	0
22	313	Davis Livs	DMSB	LAT-Liepaja	KAWASAKI	Janssen Racing	18	36:03.123	1 Lap	1:56.311	2	0
23	193	Lauri Lehtla	EMF	EST-Tartumaa	KTM		18	36:06.457	1 Lap	1:59.017	4	0
24	303	Alexander Efimov	MFR	RUS-Moscow	KAWASAKI		18	36:10.712	1 Lap	2:00.981	5	0
25	56	Nikolay Paschinskiy	FMU	UKR-Irpin	KTM		18	36:21.233	1 Lap	2:02.416	3	0
26	209	Jens Wiedemann	DMSB	GER-Lampertheim	SUZUKI	Team Suzuki Reinecke	18	36:24.098	1 Lap	2:01.067	5	0
27	347	Tomas Lhotsky	ACCR	CZE-kynsperk nad ohr	SUZUKI	MotocrossTeam HULHO	18	36:48.317	1 Lap	2:02.876	5	0
28	86	Aleksander Paschins	FMU	UKR-Irpin	KTM		18	36:49.874	1 Lap	2:04.464	5	0
29	135	Dennis Dictus	DMSB	BEL-Vlijtingen	KAWASAKI		18	37:00.941	1 Lap	2:01.828	3	0
30	93	Mikus Petersons	LaMSF	LAT-4220	SUZUKI	GK MX Team	18	37:03.141	1 Lap	2:01.898	4	0
31	207	Daniel Wozniak	DMU	DEN-Gelsted	YAMAHA		17	35:49.159	2 Laps	2:02.863	3	0
32	83	Andre Adrian	DMSB	GER-Mülheim-Kärlich	HONDA	Team Stute Honda Köln	17	36:00.065	2 Laps	2:04.021	3	0
Not qualified ()												
312	Chris Gundermann	DMSB	GER-Stressenhausen	YAMAHA	Team Yamaha Parthen	17	33:53.068	DNF	2:02.076	5	0	
519	Loic Rombaut	FFM	FRA-Solers	KAWASAKI	Sturm Racing Team	12	23:34.870	DNF	1:59.892	4	0	
170	Marco Dorsch	DMSB	GER-widdern	KTM		9	17:17.724	DNF	1:59.538	4	0	
19	Dennis Baudrexl	DMSB	GER-Beuerberg	HONDA	Team Honda Waldmann	7	12:58.323	DNF	1:55.662	3	0	
162	Michael Stauffer	OeAMTC	AUT-Sieding	KTM		6	11:02.605	DNF	2:00.876	2	0	
330	Cedric Lieber	MUL	BEL-STRASSEN	SUZUKI		6	17:37.536	DNF	2:04.149	5	0	
134	Filip Neugebauer	DMSB	CZE-DIVAKY	KAWASAKI	Kawasaki Elf Team Pfeil	2	2:54.601	DNF	1:59.944	2	0	
6	Stephan Mock	DMSB	GER-Wolfsburg	HONDA	Kalli-Racing Team			DNF		0	0	

Announcements

These results are provisional until the conclusion of any judicial and technical matters

Started: 40 Classified: 32 Not classified: 8

Margin of Victory	Ø km/h	Best Lap Tm	km/h	Best Lap by
0.922	59,763	1:51.957	59,069	2 - Maximilian Nagl

Orbits 4

Timekeeping Tina Krlitschka:

Clerk of the course Christop Kunze:

www.amb-it.com

www.mylaps.com

Steward Olaf Noack:

Reg. Nr MX 06-10

Licensed to: Motorsport Events

Printed: 2010-04-18 14:30:31

posted at: h



ADAC MX Masters Fürstlich Drehna 2010

MX Masters

Fürstlich Drehna 1,837 Km

1. Race

2010-04-18 13:50

Race (30:00 and 2 Laps) started at 13:51:17

Lap	Lap Tm	Diff	Time of Day
(25) Clément Desalle			
1			13:52:06.314
2	1:53.416	+0.756	13:53:59.730
3	1:53.164	+0.504	13:55:52.894
4	1:53.770	+1.110	13:57:46.664
5	1:53.793	+1.133	13:59:40.457
6	1:52.715	+0.055	14:01:33.172
7	1:52.831	+0.171	14:03:26.003
8	1:53.474	+0.814	14:05:19.477
9	1:52.660		14:07:12.137
10	1:53.233	+0.573	14:09:05.370
11	1:54.848	+2.188	14:11:00.218
12	1:54.600	+1.940	14:12:54.818
13	1:55.048	+2.388	14:14:49.866
14	1:54.550	+1.890	14:16:44.416
15	1:55.660	+3.000	14:18:40.076
16	1:54.984	+2.324	14:20:35.060
17	1:55.505	+2.845	14:22:30.565
18	1:55.542	+2.882	14:24:26.107
19	1:54.205	+1.545	14:26:20.312
(11) Steve Ramon			
1			13:52:05.466
2	1:53.336	+0.680	13:53:58.802
3	1:53.418	+0.762	13:55:52.220
4	1:53.426	+0.770	13:57:45.646
5	1:53.354	+0.698	13:59:39.000
6	1:53.125	+0.469	14:01:32.125
7	1:52.656		14:03:24.781
8	1:52.724	+0.068	14:05:17.505
9	1:53.423	+0.767	14:07:10.928
10	1:53.724	+1.068	14:09:04.652
11	1:56.400	+3.744	14:11:01.052
12	1:56.478	+3.822	14:12:57.530
13	1:54.018	+1.362	14:14:51.548
14	1:54.426	+1.770	14:16:45.974
15	1:56.367	+3.711	14:18:42.341
16	1:54.777	+2.121	14:20:37.118
17	1:55.078	+2.422	14:22:32.196
18	1:55.202	+2.546	14:24:27.398
19	1:53.836	+1.180	14:26:21.234
(2) Maximilian Nagl			
1			13:52:11.662
2	1:55.696	+3.739	13:54:07.358
3	1:55.345	+3.388	13:56:02.703
4	1:53.305	+1.348	13:57:56.008
5	1:52.912	+0.955	13:59:48.920
6	1:52.606	+0.649	14:01:41.526
7	1:51.957		14:03:33.483
8	1:52.052	+0.095	14:05:25.535
9	1:52.810	+0.853	14:07:18.345
10	1:54.374	+2.417	14:09:12.719
11	1:53.915	+1.958	14:11:06.634
12	1:53.859	+1.902	14:13:00.493
13	1:54.572	+2.615	14:14:55.065
14	1:53.988	+2.031	14:16:49.053
15	1:54.905	+2.948	14:18:43.958
16	1:53.953	+1.996	14:20:37.911
17	1:55.608	+3.651	14:22:33.519
18	1:54.433	+2.476	14:24:27.952
19	1:53.497	+1.540	14:26:21.449
(94) Ken Roczen			
1			13:52:13.571

Lap	Lap Tm	Diff	Time of Day
2	1:56.328	+2.367	13:54:09.899
3	1:54.294	+0.333	13:56:04.193
4	1:56.562	+2.601	13:58:00.755
5	1:56.581	+2.620	13:59:57.336
6	1:54.288	+0.327	14:01:51.624
7	1:54.656	+0.695	14:03:46.280
8	1:53.961		14:05:40.241
9	1:55.359	+1.398	14:07:35.600
10	1:55.705	+1.744	14:09:31.305
11	1:54.861	+0.900	14:11:26.166
12	1:55.634	+1.673	14:13:21.800
13	1:56.827	+2.866	14:15:18.627
14	1:57.235	+3.274	14:17:15.862
15	1:56.222	+2.261	14:19:12.084
16	1:58.561	+4.600	14:21:10.645
17	1:58.408	+4.447	14:23:09.053
18	1:59.363	+5.402	14:25:08.416
19	2:00.553	+6.592	14:27:08.969
(149) Günter Schmidinger			
1			13:52:07.575
2	1:55.129	+0.192	13:54:02.704
3	1:55.213	+0.276	13:55:57.917
4	1:56.998	+2.061	13:57:54.915
5	1:57.342	+2.405	13:59:52.257
6	1:56.161	+1.224	14:01:48.418
7	1:55.212	+0.275	14:03:43.630
8	1:54.937		14:05:38.567
9	1:55.607	+0.670	14:07:34.174
10	1:55.974	+1.037	14:09:30.148
11	1:56.539	+1.602	14:11:26.687
12	1:57.013	+2.076	14:13:23.700
13	1:57.900	+2.963	14:15:21.600
14	1:57.924	+2.987	14:17:19.524
15	1:57.832	+2.895	14:19:17.356
16	1:59.779	+4.842	14:21:17.135
17	1:59.442	+4.505	14:23:16.577
18	1:58.747	+3.810	14:25:15.324
19	1:59.878	+4.941	14:27:15.202
(120) Cedric Soubeyras			
1			13:52:13.591
2	2:01.552	+5.988	13:54:15.143
3	1:58.774	+3.210	13:56:13.917
4	1:58.858	+3.294	13:58:12.775
5	1:55.564		14:00:08.339
6	1:59.236	+3.672	14:02:07.575
7	1:58.402	+2.838	14:04:05.977
8	1:57.890	+2.326	14:06:03.867
9	1:57.110	+1.546	14:08:00.977
10	1:57.192	+1.628	14:09:58.169
11	1:58.859	+3.295	14:11:57.028
12	1:58.114	+2.550	14:13:55.142
13	1:57.971	+2.407	14:15:53.113
14	1:59.031	+3.467	14:17:52.144
15	2:00.608	+5.044	14:19:52.752
16	1:59.509	+3.945	14:21:52.261
17	2:01.545	+5.981	14:23:53.806
18	2:01.690	+6.126	14:25:55.496
19	2:01.023	+5.459	14:27:56.519
(17) Vitaly Tonkow			
1			13:52:10.328
2	1:56.875		13:54:07.203
3	1:58.721	+1.846	13:56:05.924
4	1:57.750	+0.875	13:58:03.674

Lap	Lap Tm	Diff	Time of Day
5	1:57.381	+0.506	14:00:01.055
6	1:58.749	+1.874	14:01:59.804
7	1:58.336	+1.461	14:03:58.140
8	1:58.710	+1.835	14:05:56.850
9	1:58.511	+1.636	14:07:55.361
10	1:58.629	+1.754	14:09:53.990
11	1:57.846	+0.971	14:11:51.836
12	1:58.842	+1.967	14:13:50.678
13	1:59.154	+2.279	14:15:49.832
14	2:01.380	+4.505	14:17:51.212
15	2:01.149	+4.274	14:19:52.361
16	2:01.732	+4.857	14:21:54.093
17	2:02.769	+5.894	14:23:56.862
18	2:01.184	+4.309	14:25:58.046
19	1:59.584	+2.709	14:27:57.630
(75) Kevin Wouts			
1			13:52:14.202
2	1:59.340	+3.009	13:54:13.542
3	1:59.588	+3.257	13:56:13.130
4	1:56.803	+0.472	13:58:09.933
5	1:56.331		14:00:06.264
6	2:00.476	+4.145	14:02:06.740
7	1:58.322	+1.991	14:04:05.062
8	2:00.319	+3.988	14:06:05.381
9	1:58.954	+2.623	14:08:04.335
10	1:59.760	+3.429	14:10:04.095
11	1:58.410	+2.079	14:12:02.505
12	2:00.117	+3.786	14:14:02.622
13	1:59.401	+3.070	14:16:02.023
14	1:58.867	+2.536	14:18:00.890
15	1:58.595	+2.264	14:19:59.485
16	1:58.988	+2.657	14:21:58.473
17	2:00.177	+3.846	14:23:58.650
18	2:00.923	+4.592	14:25:59.573
19	1:58.969	+2.638	14:27:58.542
(57) Dennis Schröter			
1			13:52:09.267
2	1:55.745		13:54:05.012
3	1:56.894	+1.149	13:56:01.906
4	1:57.698	+1.953	13:57:59.604
5	1:59.205	+3.460	13:59:58.809
6	1:58.356	+2.611	14:01:57.165
7	1:59.195	+3.450	14:03:56.360
8	1:59.754	+4.009	14:05:56.114
9	1:58.618	+2.873	14:07:54.732
10	1:58.244	+2.499	14:09:52.976
11	2:00.699	+4.954	14:11:53.675
12	1:58.848	+3.103	14:13:52.523
13	1:59.725	+3.980	14:15:52.248
14	2:02.217	+6.472	14:17:54.465
15	1:59.428	+3.683	14:19:53.893
16	2:01.215	+5.470	14:21:55.108
17	2:02.707	+6.962	14:23:57.815
18	2:03.468	+7.723	14:26:01.283
19	2:02.312	+6.567	14:28:03.595
(71) Christian Brockel			
1			13:52:14.051
2	2:01.249	+4.040	13:54:15.300
3	1:59.477	+2.268	13:56:14.777
4	1:59.061	+1.852	13:58:13.838
5	1:59.359	+2.150	14:00:13.197
6	1:57.779	+0.570	14:02:10.976
7	1:58.889	+1.680	14:04:09.865

Orbits 4

Timekeeping Tina Krlitschka:

Clerk of the course Christop Kunze:

Steward Olaf Noack:

Reg. Nr MX 06-10

Licensed to: Motorsport Events

Printed: 2010-04-18 14:31:19

posted at: h

Page 1/4

www.amb-it.com

www.mylaps.com



ADAC MX Masters Fürstlich Drehna 2010

MX Masters

Fürstlich Drehna 1,837 Km

1. Race

2010-04-18 13:50

Race (30:00 and 2 Laps) started at 13:51:17

Lap	Lap Tm	Diff	Time of Day
8	1:57.209		14:06:07.074
9	1:59.254	+2.045	14:08:06.328
10	2:00.320	+3.111	14:10:06.648
11	1:59.479	+2.270	14:12:06.127
12	1:59.431	+2.222	14:14:05.558
13	1:59.136	+1.927	14:16:04.694
14	1:59.401	+2.192	14:18:04.095
15	2:00.846	+3.637	14:20:04.941
16	2:01.556	+4.347	14:22:06.497
17	1:59.039	+1.830	14:24:05.536
18	2:00.848	+3.639	14:26:06.384
19	2:03.855	+6.646	14:28:10.239

(156) Angus Heidecke

Lap	Lap Tm	Diff	Time of Day
1			13:52:11.829
2	2:08.248	+10.706	13:54:20.077
3	1:58.339	+0.797	13:56:18.416
4	1:59.217	+1.675	13:58:17.633
5	1:57.838	+0.296	14:00:15.471
6	1:58.327	+0.785	14:02:13.798
7	1:58.657	+1.115	14:04:12.455
8	1:57.542		14:06:09.997
9	1:59.875	+2.333	14:08:09.872
10	1:59.045	+1.503	14:10:08.917
11	2:00.676	+3.134	14:12:09.593
12	2:00.082	+2.540	14:14:09.675
13	2:01.270	+3.728	14:16:10.945
14	1:59.764	+2.222	14:18:10.709
15	2:01.640	+4.098	14:20:12.349
16	1:59.815	+2.273	14:22:12.164
17	2:01.655	+4.113	14:24:13.819
18	2:01.943	+4.401	14:26:15.762
19	2:06.693	+9.151	14:28:22.455

(7) Daniel Siegl

Lap	Lap Tm	Diff	Time of Day
1			13:52:12.551
2	2:00.637	+4.826	13:54:13.188
3	1:59.319	+3.508	13:56:12.507
4	1:55.811		13:58:08.318
5	1:57.127	+1.316	14:00:05.445
6	2:00.848	+5.037	14:02:06.293
7	1:58.203	+2.392	14:04:04.496
8	1:58.792	+2.981	14:06:03.288
9	2:02.191	+6.380	14:08:05.479
10	2:01.045	+5.234	14:10:06.524
11	2:02.081	+6.270	14:12:08.605
12	2:00.381	+4.570	14:14:08.986
13	2:00.034	+4.223	14:16:09.020
14	2:03.750	+7.939	14:18:12.770
15	2:00.715	+4.904	14:20:13.485
16	2:01.680	+5.869	14:22:15.165
17	2:03.727	+7.916	14:24:18.892
18	2:01.003	+5.192	14:26:19.895
19	2:11.088	+15.277	14:28:30.983

(23) Arnaud Tonus

Lap	Lap Tm	Diff	Time of Day
1			13:52:22.879
2	1:59.200	+2.093	13:54:22.079
3	2:20.847	+23.740	13:56:42.926
4	1:57.107		13:58:40.033
5	1:58.069	+0.962	14:00:38.102
6	1:57.822	+0.715	14:02:35.924
7	1:57.382	+0.275	14:04:33.306
8	1:57.556	+0.449	14:06:30.862
9	1:59.425	+2.318	14:08:30.287
10	1:57.775	+0.668	14:10:28.062

Lap	Lap Tm	Diff	Time of Day
11	1:59.902	+2.795	14:12:27.964
12	1:59.314	+2.207	14:14:27.278
13	1:59.122	+2.015	14:16:26.400
14	1:58.854	+1.747	14:18:25.254
15	2:00.067	+2.960	14:20:25.321
16	1:59.394	+2.287	14:22:24.715
17	1:58.761	+1.654	14:24:23.476
18	2:00.701	+3.594	14:26:24.177

(300) Aleksandr Tonkov

Lap	Lap Tm	Diff	Time of Day
1			13:52:14.785
2	2:02.644	+3.059	13:54:17.429
3	2:00.547	+0.962	13:56:17.976
4	2:00.960	+1.375	13:58:18.936
5	2:00.863	+1.278	14:00:19.799
6	1:59.585		14:02:19.384
7	2:00.418	+0.833	14:04:19.802
8	2:01.865	+2.280	14:06:21.667
9	2:01.347	+1.762	14:08:23.014
10	2:00.223	+0.638	14:10:23.237
11	2:00.905	+1.320	14:12:24.142
12	2:01.028	+1.443	14:14:25.170
13	2:00.630	+1.045	14:16:25.800
14	2:00.819	+1.234	14:18:26.619
15	2:00.540	+0.955	14:20:27.159
16	2:02.416	+2.831	14:22:29.575
17	2:01.750	+2.165	14:24:31.325
18	2:02.590	+3.005	14:26:33.915

(9) Petr Smitka

Lap	Lap Tm	Diff	Time of Day
1			13:52:18.035
2	2:03.435	+4.174	13:54:21.470
3	1:59.261		13:56:20.731
4	1:59.672	+0.411	13:58:20.403
5	2:00.281	+1.020	14:00:20.684
6	2:00.327	+1.066	14:02:21.011
7	2:00.190	+0.929	14:04:21.201
8	2:00.990	+1.729	14:06:22.191
9	2:01.302	+2.041	14:08:23.493
10	2:00.566	+1.305	14:10:24.059
11	2:00.609	+1.348	14:12:24.668
12	2:01.607	+2.346	14:14:26.275
13	2:01.010	+1.749	14:16:27.285
14	2:00.327	+1.066	14:18:27.612
15	2:00.903	+1.642	14:20:28.515
16	2:01.462	+2.201	14:22:29.977
17	2:03.856	+4.595	14:24:33.833
18	2:01.881	+2.620	14:26:35.714

(811) Sascha Glaß

Lap	Lap Tm	Diff	Time of Day
1			13:52:17.466
2	2:01.080	+0.978	13:54:18.546
3	2:00.720	+0.618	13:56:19.266
4	2:00.102		13:58:19.368
5	2:00.671	+0.569	14:00:20.039
6	2:01.894	+1.792	14:02:21.933
7	2:00.477	+0.375	14:04:22.410
8	2:01.103	+1.001	14:06:23.513
9	2:01.228	+1.126	14:08:24.741
10	2:00.280	+0.178	14:10:25.021
11	2:01.389	+1.287	14:12:26.410
12	2:02.171	+2.069	14:14:28.581
13	2:01.988	+1.886	14:16:30.569
14	2:01.487	+1.385	14:18:32.056
15	2:02.208	+2.106	14:20:34.264
16	2:05.959	+5.857	14:22:40.223

Lap	Lap Tm	Diff	Time of Day
17	2:05.981	+5.879	14:24:46.204
18	2:08.850	+8.748	14:26:55.054

(47) Nicolai Märcher Hansen

Lap	Lap Tm	Diff	Time of Day
1			13:52:16.887
2	2:04.167	+4.183	13:54:21.054
3	2:01.993	+2.009	13:56:23.047
4	1:59.984		13:58:23.031
5	2:00.997	+1.013	14:00:24.028
6	2:01.296	+1.312	14:02:25.324
7	2:00.757	+0.773	14:04:26.081
8	2:01.890	+1.906	14:06:27.971
9	2:02.499	+2.515	14:08:30.470
10	2:01.317	+1.333	14:10:31.787
11	2:02.502	+2.518	14:12:34.289
12	2:02.574	+2.590	14:14:36.863
13	2:04.677	+4.693	14:16:41.540
14	2:05.587	+5.603	14:18:47.127
15	2:03.678	+3.694	14:20:50.805
16	2:03.654	+3.670	14:22:54.459
17	2:02.439	+2.455	14:24:56.898
18	2:03.931	+3.947	14:27:00.829

(203) Victor Picoto

Lap	Lap Tm	Diff	Time of Day
1			13:52:11.380
2	2:00.786	+0.428	13:54:12.166
3	2:00.358		13:56:12.524
4	2:00.380	+0.022	13:58:12.904
5	2:01.958	+1.600	14:00:14.862
6	2:01.742	+1.384	14:02:16.604
7	2:02.076	+1.718	14:04:18.680
8	2:02.119	+1.761	14:06:20.799
9	2:03.769	+3.411	14:08:24.568
10	2:03.227	+2.869	14:10:27.795
11	2:05.161	+4.803	14:12:32.956
12	2:03.662	+3.304	14:14:36.618
13	2:04.380	+4.022	14:16:40.998
14	2:08.494	+8.136	14:18:49.492
15	2:02.862	+2.504	14:20:52.354
16	2:03.352	+2.994	14:22:55.706
17	2:02.487	+2.129	14:24:58.193
18	2:04.732	+4.374	14:27:02.925

(28) Steffen Albrecht

Lap	Lap Tm	Diff	Time of Day
1			13:52:11.579
2	2:02.843	+1.632	13:54:14.422
3	2:01.211		13:56:15.633
4	2:01.824	+0.613	13:58:17.457
5	2:01.397	+0.186	14:00:18.854
6	2:02.719	+1.508	14:02:21.573
7	2:02.588	+1.377	14:04:24.161
8	2:01.842	+0.631	14:06:26.003
9	2:01.486	+0.275	14:08:27.489
10	2:02.330	+1.119	14:10:29.819
11	2:03.432	+2.221	14:12:33.251
12	2:02.305	+1.094	14:14:35.556
13	2:03.644	+2.433	14:16:39.200
14	2:07.317	+6.106	14:18:46.517
15	2:05.930	+4.719	14:20:52.447
16	2:06.278	+5.067	14:22:58.725
17	2:04.647	+3.436	14:25:03.372
18	2:04.654	+3.443	14:27:08.026

(183) Christoph Hänchen

Lap	Lap Tm	Diff	Time of Day
1			13:52:12.926
2	2:03.546	+2.802	13:54:16.472

Orbits 4

Timekeeping Tina Krlitschka:

Clerk of the course Christop Kunze:

Steward Olaf Noack:

Reg. Nr MX 06-10

Licensed to: Motorsport Events

Printed: 2010-04-18 14:31:19

posted at: h

Page 2

www.amb-it.com

www.mylaps.com



ADAC MX Masters Fürstlich Drehna 2010

MX Masters

Fürstlich Drehna 1,837 Km

1. Race

2010-04-18 13:50

Race (30:00 and 2 Laps) started at 13:51:17

Lap	Lap Tm	Diff	Time of Day
3	2:00.744		13:56:17.216
4	2:01.505	+0.761	13:58:18.721
5	2:03.891	+3.147	14:00:22.612
6	2:01.108	+0.364	14:02:23.720
7	2:02.095	+1.351	14:04:25.815
8	2:01.780	+1.036	14:06:27.595
9	2:01.094	+0.350	14:08:28.689
10	2:02.761	+2.017	14:10:31.450
11	2:04.572	+3.828	14:12:36.022
12	2:03.740	+2.996	14:14:39.762
13	2:03.661	+2.917	14:16:43.423
14	2:06.670	+5.926	14:18:50.093
15	2:03.875	+3.131	14:20:53.968
16	2:05.042	+4.298	14:22:59.010
17	2:06.804	+6.060	14:25:05.814
18	2:03.321	+2.577	14:27:09.135

(48) Andreas Schmidinger

1			13:52:09.538
2	2:00.552		13:54:10.090
3	2:01.791	+1.239	13:56:11.881
4	2:05.199	+4.647	13:58:17.080
5	2:04.959	+4.407	14:00:22.039
6	2:04.488	+3.936	14:02:26.527
7	2:04.432	+3.880	14:04:30.959
8	2:05.916	+5.364	14:06:36.875
9	2:05.567	+5.015	14:08:42.442
10	2:04.599	+4.047	14:10:47.041
11	2:02.838	+2.286	14:12:49.879
12	2:05.109	+4.557	14:14:54.988
13	2:03.506	+2.954	14:16:58.494
14	2:02.595	+2.043	14:19:01.089
15	2:03.711	+3.159	14:21:04.800
16	2:05.700	+5.148	14:23:10.500
17	2:04.733	+4.181	14:25:15.233
18	2:04.143	+3.591	14:27:19.376

(313) Davis Livs

1			13:52:07.819
2	1:56.311		13:54:04.130
3	1:56.625	+0.314	13:56:00.755
4	1:57.847	+1.536	13:57:58.602
5	1:59.649	+3.338	13:59:58.251
6	2:02.237	+5.926	14:02:00.488
7	2:00.135	+3.824	14:04:00.623
8	2:02.398	+6.087	14:06:03.021
9	2:04.716	+8.405	14:08:07.737
10	2:04.487	+8.176	14:10:12.224
11	2:04.981	+8.670	14:12:17.205
12	2:05.559	+9.248	14:14:22.764
13	2:07.409	+11.098	14:16:30.173
14	2:07.801	+11.490	14:18:37.974
15	2:10.365	+14.054	14:20:48.339
16	2:10.281	+13.970	14:22:58.620
17	2:11.624	+15.313	14:25:10.244
18	2:10.723	+14.412	14:27:20.967

(193) Lauri Lehtla

1			13:52:23.721
2	2:01.593	+2.576	13:54:25.314
3	1:59.363	+0.346	13:56:24.677
4	1:59.017		13:58:23.694
5	2:01.341	+2.324	14:00:25.035
6	2:03.340	+4.323	14:02:28.375
7	2:02.885	+3.868	14:04:31.260
8	2:20.588	+21.571	14:06:51.848

Lap	Lap Tm	Diff	Time of Day
9	2:04.989	+5.972	14:08:56.837
10	2:05.838	+6.821	14:11:02.675
11	2:02.582	+3.565	14:13:05.257
12	2:02.798	+3.781	14:15:08.055
13	2:02.684	+3.667	14:17:10.739
14	2:03.438	+4.421	14:19:14.177
15	2:03.927	+4.910	14:21:18.104
16	2:01.321	+2.304	14:23:19.425
17	2:01.292	+2.275	14:25:20.717
18	2:03.584	+4.567	14:27:24.301

(303) Alexander Efimov

1			13:52:15.521
2	2:01.931	+0.950	13:54:17.452
3	2:01.071	+0.090	13:56:18.523
4	2:03.437	+2.456	13:58:21.960
5	2:00.981		14:00:22.941
6	2:04.212	+3.231	14:02:27.153
7	2:05.821	+4.840	14:04:32.974
8	2:04.900	+3.919	14:06:37.874
9	2:05.830	+4.849	14:08:43.704
10	2:04.840	+3.859	14:10:48.544
11	2:04.250	+3.269	14:12:52.794
12	2:07.308	+6.327	14:15:00.102
13	2:04.174	+3.193	14:17:04.276
14	2:03.990	+3.009	14:19:08.266
15	2:05.984	+5.003	14:21:14.250
16	2:01.942	+0.961	14:23:16.192
17	2:06.663	+5.682	14:25:22.855
18	2:05.701	+4.720	14:27:28.556

(56) Nikolay Paschinskiy

1			13:52:20.954
2	2:06.233	+3.817	13:54:27.187
3	2:02.416		13:56:29.603
4	2:03.621	+1.205	13:58:33.224
5	2:02.903	+0.487	14:00:36.127
6	2:03.208	+0.792	14:02:39.335
7	2:02.646	+0.230	14:04:41.981
8	2:04.237	+1.821	14:06:46.218
9	2:05.150	+2.734	14:08:51.368
10	2:04.335	+1.919	14:10:55.703
11	2:04.552	+2.136	14:13:00.255
12	2:04.232	+1.816	14:15:04.487
13	2:03.818	+1.402	14:17:08.305
14	2:03.348	+0.932	14:19:11.653
15	2:05.077	+2.661	14:21:16.730
16	2:06.237	+3.821	14:23:22.967
17	2:05.333	+2.917	14:25:28.300
18	2:10.777	+8.361	14:27:39.077

(209) Jens Wiedemann

1			13:52:15.951
2	2:02.291	+1.224	13:54:18.242
3	2:11.720	+10.653	13:56:29.962
4	2:01.733	+0.666	13:58:31.695
5	2:01.067		14:00:32.762
6	2:01.918	+0.851	14:02:34.680
7	2:03.039	+1.972	14:04:37.719
8	2:04.299	+3.232	14:06:42.018
9	2:05.065	+3.998	14:08:47.083
10	2:05.170	+4.103	14:10:52.253
11	2:05.463	+4.396	14:12:57.716
12	2:05.274	+4.207	14:15:02.990
13	2:04.083	+3.016	14:17:07.073
14	2:06.464	+5.397	14:19:13.537

Lap	Lap Tm	Diff	Time of Day
15	2:07.369	+6.302	14:21:20.906
16	2:05.358	+4.291	14:23:26.264
17	2:06.373	+5.306	14:25:32.637
18	2:09.305	+8.238	14:27:41.942

(347) Tomas Lhotsky

1			13:52:19.575
2	2:06.652	+3.776	13:54:26.227
3	2:09.244	+6.368	13:56:35.471
4	2:02.989	+0.113	13:58:38.460
5	2:02.876		14:00:41.336
6	2:04.004	+1.128	14:02:45.340
7	2:03.921	+1.045	14:04:49.261
8	2:05.260	+2.384	14:06:54.521
9	2:04.230	+1.354	14:08:58.751
10	2:07.389	+4.513	14:11:06.140
11	2:06.559	+3.683	14:13:12.699
12	2:07.226	+4.350	14:15:19.925
13	2:08.743	+5.867	14:17:28.668
14	2:07.033	+4.157	14:19:35.701
15	2:05.212	+2.336	14:21:40.913
16	2:07.232	+4.356	14:23:48.145
17	2:11.384	+8.508	14:25:59.529
18	2:06.632	+3.756	14:28:06.161

(86) Aleksander Paschinskiy

1			13:52:22.266
2	2:09.189	+4.725	13:54:31.455
3	2:06.326	+1.862	13:56:37.781
4	2:05.381	+0.917	13:58:43.162
5	2:04.464		14:00:47.626
6	2:05.978	+1.514	14:02:53.604
7	2:05.396	+0.932	14:04:59.000
8	2:06.017	+1.553	14:07:05.017
9	2:06.198	+1.734	14:09:11.215
10	2:05.313	+0.849	14:11:16.528
11	2:06.463	+1.999	14:13:22.991
12	2:06.062	+1.598	14:15:29.053
13	2:05.922	+1.458	14:17:34.975
14	2:05.879	+1.415	14:19:40.854
15	2:06.996	+2.532	14:21:47.850
16	2:05.344	+0.880	14:23:53.194
17	2:09.569	+5.105	14:26:02.763
18	2:04.955	+0.491	14:28:07.718

(135) Dennis Dictus

1			13:52:23.732
2	2:04.085	+2.257	13:54:27.817
3	2:01.828		13:56:29.645
4	2:05.243	+3.415	13:58:34.888
5	2:02.391	+0.563	14:00:37.279
6	2:03.765	+1.937	14:02:41.044
7	2:02.594	+0.766	14:04:43.638
8	2:04.358	+2.530	14:06:47.996
9	2:04.664	+2.836	14:08:52.660
10	2:05.917	+4.089	14:10:58.577
11	2:07.493	+5.665	14:13:06.070
12	2:07.111	+5.283	14:15:13.181
13	2:10.291	+8.463	14:17:23.472
14	2:07.397	+5.569	14:19:30.869
15	2:18.678	+16.850	14:21:49.547
16	2:11.271	+9.443	14:24:00.818
17	2:09.345	+7.517	14:26:10.163
18	2:08.622	+6.794	14:28:18.785

(93) Mikus Petersons

Orbits 4

Timekeeping Tina Krlitschka:

Clerk of the course Christop Kunze:

Steward Olaf Noack:

Reg. Nr MX 06-10

Licensed to: Motorsport Events

Printed: 2010-04-18 14:31:19

posted at: h



ADAC MX Masters Fürstlich Drehna 2010

MX Masters

Fürstlich Drehna 1,837 Km

1. Race

2010-04-18 13:50

Race (30:00 and 2 Laps) started at 13:51:17

Lap	Lap Tm	Diff	Time of Day
1			13:52:18.126
2	2:06.467	+4.569	13:54:24.593
3	2:03.192	+1.294	13:56:27.785
4	2:01.898		13:58:29.683
5	2:02.556	+0.658	14:00:32.239
6	2:05.502	+3.604	14:02:37.741
7	2:03.205	+1.307	14:04:40.946
8	2:04.088	+2.190	14:06:45.034
9	2:05.652	+3.754	14:08:50.686
10	2:07.904	+6.006	14:10:58.590
11	2:10.035	+8.137	14:13:08.625
12	2:08.026	+6.128	14:15:16.651
13	2:11.388	+9.490	14:17:28.039
14	2:09.790	+7.892	14:19:37.829
15	2:08.890	+6.992	14:21:46.719
16	2:10.201	+8.303	14:23:56.920
17	2:12.099	+10.201	14:26:09.019
18	2:11.966	+10.068	14:28:20.985

(207) Daniel Wozniak

1			13:52:18.367
2	2:42.412	+39.549	13:55:00.779
3	2:02.863		13:57:03.642
4	2:04.124	+1.261	13:59:07.766
5	2:04.022	+1.159	14:01:11.788
6	2:05.185	+2.322	14:03:16.973
7	2:07.953	+5.090	14:05:24.926
8	2:06.023	+3.160	14:07:30.949
9	2:08.210	+5.347	14:09:39.159
10	2:05.333	+2.470	14:11:44.492
11	2:05.282	+2.419	14:13:49.774
12	2:09.183	+6.320	14:15:58.957
13	2:09.326	+6.463	14:18:08.283
14	2:09.140	+6.277	14:20:17.423
15	2:08.324	+5.461	14:22:25.747
16	2:24.488	+21.625	14:24:50.235
17	2:16.768	+13.905	14:27:07.003

(83) Andre Adrian

1			13:52:22.920
2	2:06.920	+2.899	13:54:29.840
3	2:04.021		13:56:33.861
4	2:05.997	+1.976	13:58:39.858
5	2:06.702	+2.681	14:00:46.560
6	2:06.363	+2.342	14:02:52.923
7	2:05.135	+1.114	14:04:58.058
8	2:06.098	+2.077	14:07:04.156
9	2:08.603	+4.582	14:09:12.759
10	2:09.639	+5.618	14:11:22.398
11	2:11.606	+7.585	14:13:34.004
12	2:11.939	+7.918	14:15:45.943
13	2:14.693	+10.672	14:18:00.636
14	2:18.667	+14.646	14:20:19.303
15	2:19.444	+15.423	14:22:38.747
16	2:17.632	+13.611	14:24:56.379
17	2:21.530	+17.509	14:27:17.909

(312) Chris Gundermann

1			13:52:15.154
2	2:05.437	+3.361	13:54:20.591
3	2:03.844	+1.768	13:56:24.435
4	2:02.856	+0.780	13:58:27.291
5	2:02.076		14:00:29.367
6	2:03.122	+1.046	14:02:32.489
7	2:03.307	+1.231	14:04:35.796
8	2:02.305	+0.229	14:06:38.101

Lap	Lap Tm	Diff	Time of Day
9	2:03.062	+0.986	14:08:41.163
10	2:03.746	+1.670	14:10:44.909
11	2:02.687	+0.611	14:12:47.596
12	2:02.232	+0.156	14:14:49.828
13	2:06.673	+4.597	14:16:56.501
14	2:02.151	+0.075	14:18:58.652
15	2:02.935	+0.859	14:21:01.587
16	2:03.670	+1.594	14:23:05.257
17	2:05.655	+3.579	14:25:10.912

(519) Loic Rombaut

1			13:52:16.180
2	2:03.321	+3.429	13:54:19.501
3	2:01.372	+1.480	13:56:20.873
4	1:59.892		13:58:20.765
5	2:02.463	+2.571	14:00:23.228
6	2:04.280	+4.388	14:02:27.508
7	2:00.182	+0.290	14:04:27.690
8	2:01.651	+1.759	14:06:29.341
9	2:02.243	+2.351	14:08:31.584
10	2:01.219	+1.327	14:10:32.803
11	2:02.288	+2.396	14:12:35.091
12	2:17.623	+17.731	14:14:52.714

(170) Marco Dorsch

1			13:52:20.480
2	2:04.396	+4.858	13:54:24.876
3	2:00.720	+1.182	13:56:25.596
4	1:59.538		13:58:25.134
5	2:00.840	+1.302	14:00:25.974
6	2:03.236	+3.698	14:02:29.210
7	2:02.610	+3.072	14:04:31.820
8	2:02.326	+2.788	14:06:34.146
9	2:01.422	+1.884	14:08:35.568

(19) Dennis Baudrexl

1			13:52:04.963
2	1:55.796	+0.134	13:54:00.759
3	1:55.662		13:55:56.421
4	2:08.385	+12.723	13:58:04.806
5	1:59.336	+3.674	14:00:04.142
6	2:01.262	+5.600	14:02:05.404
7	2:10.763	+15.101	14:04:16.167

(162) Michael Staufer

1			13:52:10.662
2	2:00.876		13:54:11.538
3	2:03.702	+2.826	13:56:15.240
4	2:01.451	+0.575	13:58:16.691
5	2:01.397	+0.521	14:00:18.088
6	2:02.361	+1.485	14:02:20.449

(330) Cedric Lieber

1			13:52:20.453
2	3:14.477	+1:10.328	13:55:34.930
3	2:07.661	+3.512	13:57:42.591
4	7:01.984	+4:57.835	14:04:44.575
5	2:04.149		14:06:48.724
6	2:06.656	+2.507	14:08:55.380

(134) Filip Neugebauer

1			13:52:12.501
2	1:59.944		13:54:12.445

Krlitschka



ADAC MX Masters Fürstlich Drehna 2010

Lapchart

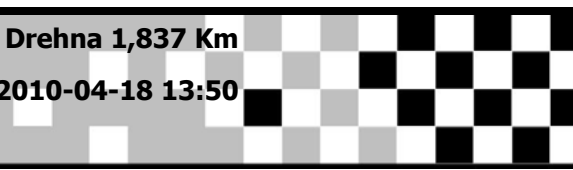
MX Masters

Fürstlich Drehna 1,837 Km

1. Race

2010-04-18 13:50

Race (30:00 and 2 Laps) started at 13:51:17



Competitors	Laps																		
	1	2	3	4	5	6	7	8	9	10	11	12	13	14	15	16	17	18	19
Dennis Baudrexl (19)	1	19	11	11	11	11	11	11	11	11	25	25	25	25	25	25	25	25	25
Steve Ramon (11)	2	11	25	25	25	25	25	25	25	25	11	11	11	11	11	11	11	11	11
Clément Desalle (25)	3	25	19	19	149	2	2	2	2	2	2	2	2	2	2	2	2	2	2
Günter Schmidinger (149)	4	149	149	149	2	149	149	149	149	149	94	94	94	94	94	94	94	94	94
Davis Livs (313)	5	313	313	313	313	94	94	94	94	94	94	149	149	149	149	149	149	149	149
Dennis Schröter (57)	6	57	57	57	57	313	57	57	57	57	57	17	17	17	17	17	120	120	120
Andreas Schmidinger (48)	7	48	17	2	94	57	17	17	17	17	17	57	57	57	120	120	17	17	17
Vitaly Tonkow (17)	8	17	2	94	17	17	313	313	313	120	120	120	120	57	57	57	57	75	75
Michael Staufer (162)	9	162	94	17	19	19	19	7	7	75	75	75	75	75	75	75	75	57	57
Victor Picoto (203)	10	203	48	48	7	7	7	75	120	7	7	71	71	71	71	71	71	71	71
Steffen Albrecht (28)	11	28	162	7	75	75	75	120	75	71	71	7	7	7	156	156	156	156	156
Maximilian Nagl (2)	12	2	203	203	120	120	120	71	71	313	156	156	156	156	7	7	7	7	7
Angus Heidecke (156)	13	156	134	75	203	71	71	156	156	156	313	313	313	300	23	23	23	23	23
Filip Neugebauer (134)	14	134	7	120	71	203	156	19	203	300	300	300	300	23	300	300	300	300	300
Daniel Siegl (7)	15	7	75	71	162	156	203	203	300	9	9	9	9	9	9	9	9	9	9
Christoph Hänchen (183)	16	183	28	162	48	162	300	300	9	203	811	811	23	313	811	811	811	811	811
Ken Roczen (94)	17	94	120	28	28	28	162	9	811	811	203	23	811	313	313	47	47	47	47
Cedric Soubeyras (120)	18	120	71	183	156	300	9	811	28	28	23	203	28	28	28	47	203	203	203
Christian Brockel (71)	19	71	183	300	183	811	28	28	183	183	28	28	203	203	47	203	313	28	28
Kevin Wouts (75)	20	75	300	156	300	9	811	183	47	23	183	47	47	47	203	28	28	183	183
Aleksandr Tonkov (300)	21	300	303	303	811	48	183	47	519	47	47	519	183	183	183	183	183	313	48
Chris Gundermann (312)	22	312	209	811	9	183	47	519	23	519	519	183	312	312	312	312	312	312	313
Alexander Efimov (303)	23	303	811	9	519	303	48	48	170	170	312	312	519	48	48	48	48	48	193
Jens Wiedemann (209)	24	209	519	519	303	519	303	193	48	312	48	48	48	303	303	303	303	193	303
Loic Rombaut (519)	25	519	156	47	47	47	519	170	303	48	303	303	303	209	56	56	193	303	56
Nicolai Märcher Hansen (47)	26	47	312	312	193	193	193	303	312	303	209	209	209	56	209	193	56	56	209
Sascha Glaß (811)	27	811	47	193	170	170	170	23	209	209	56	56	56	193	193	209	209	209	347
Petr Smitka (9)	28	9	9	170	312	312	312	312	93	93	135	193	193	135	135	347	347	347	86
Mikus Petersons (93)	29	93	23	93	93	93	209	209	56	56	93	135	135	93	347	93	86	86	135
Daniel Wozniak (207)	30	207	93	56	209	209	23	93	135	135	193	93	93	347	93	86	93	93	93
Tomas Lhotsky (347)	31	347	170	135	56	56	93	56	193	193	347	347	347	86	86	135	135	135	
Cedric Lieber (330)	32	330	193	209	135	135	56	135	347	347	86	86	86	83	207	207	207	207	
Marco Dorsch (170)	33	170	347	83	347	23	135	347	83	86	83	83	83	207	83	83	83	83	
Nikolay Paschinskiy (56)	34	56	56	347	83	347	347	83	86	83	207	207	207						
Aleksander Paschinskiy (86)	35	86	135	86	23	83	83	86	207	207									
Arnaud Tonus (23)	36	23	83	23	86	86	86	207											
Andre Adrian (83)	37	83	86	207	207	207	207												
Lauri Lehtla (193)	38	193	207	330	330	330	330												
Dennis Dictus (135)	39	135	330																
-	40																		



ADAC MX Masters Fürstlich Drehna 2010

MX Masters

Fürstlich Drehna 1,837 Km

2. Race

2010-04-18 16:20

Race (30:00 and 2 Laps) started at 16:27:24

Pos	No.	Name	FNM	Nat./Hometown	Trademark	Entrant/Team	Laps	Total Tm	Diff	Best Tm 1 Lap	Points	
1	2	Maximilian Nagl	DMSB	GER-Hohenpeissenber	KTM	Red Bull KTM Factory Racing	19	35:52.668		1:51.318	2	25
2	11	Steve Ramon	FMB	BEL-De Haan	SUZUKI	Team Rockstar Teka SUZUKI	19	36:04.338	11.670	1:53.250	4	22
3	94	Ken Roczen	DMSB	GER-Mattstedt	SUZUKI	TEKA SUZUKI EUROPE World	19	36:29.137	36.469	1:56.403	3	20
4	23	Arnaud Tonus	FMS	SUI-Geneve	SUZUKI	TEKA SUZUKI EUROPE World	19	37:01.637	1:08.969	1:57.634	8	18
5	25	Clément Desalle	FMB	BEL-Courcelles	SUZUKI	Team Rockstar Teka SUZUKI	19	37:30.049	1:37.381	1:53.995	5	16
6	156	Angus Heidecke	DMSB	GER-SAUDERSDORF	KAWASAKI	Kawasaki Elf Team Pfeil	19	37:42.301	1:49.633	1:58.516	4	15
7	149	Günter Schmidinger	OeAMTC	AUT-Waldneukirchen	SUZUKI	Delta Racing Team	19	37:47.204	1:54.536	2:00.344	3	14
8	134	Filip Neugebauer	DMSB	CZE-DIVAKY	KAWASAKI	Kawasaki Elf Team Pfeil	19	37:54.188	2:01.520	1:58.100	5	13
9	57	Dennis Schröter	DMSB	GER-Nettetal	KTM	SILENT SPORT TEAM	18	35:59.142	1 Lap	1:59.323	4	12
10	7	Daniel Siegl	DMSB	GER-Flurstedt	SUZUKI	Team Suzuki Reinecke	18	36:09.589	1 Lap	2:00.381	2	11
11	75	Daniel Wouts	FMB	BEL-	KAWASAKI	Sturm Racing Team	18	36:13.049	1 Lap	2:01.699	5	10
12	300	Aleksandr Tonkov	DMSB	RUS-schmelz	SUZUKI	BodoSchmidt Motorsport	18	36:17.317	1 Lap	2:01.603	2	9
13	9	Petr Smitka	DMSB	GER-Mesto Touskov	KTM	KTM Sarholz Racing Team	18	36:17.856	1 Lap	2:00.684	2	8
14	120	Cedric Soubeyras	FFM	FRA-Berre 33	KTM	KTM Sarholz Racing Team	18	36:19.254	1 Lap	2:00.659	3	7
15	193	Lauri Lehtla	EMF	EST-Tartumaa	KTM	Sturm Racing Team	18	36:38.192	1 Lap	2:02.413	3	6
16	71	Christian Brockel	DMSB	GER-Cottbus	YAMAHA	Kölling Yamaha	18	36:48.665	1 Lap	1:59.089	3	5
17	183	Christoph Hänchen	DMSB	GER-Trebel	HONDA	K+W Double EE Honda	18	36:50.041	1 Lap	2:04.402	3	4
18	313	Davis Livs	DMSB	LAT-Liepaja	KAWASAKI	Janssen Racing	18	36:53.542	1 Lap	2:01.526	2	3
19	28	Steffen Albrecht	DMSB	GER-Großröhrsdorf	YAMAHA	Team Yamaha Parthen	18	37:00.370	1 Lap	2:02.764	3	2
20	56	Nikolay Paschinskiy	FMU	UKR-Irpin	KTM	Sturm Racing Team	18	37:08.767	1 Lap	2:04.347	4	1
21	6	Stephan Mock	DMSB	GER-Wolfsburg	HONDA	Kalli-Racing Team	18	37:13.370	1 Lap	2:02.513	3	0
22	303	Alexander Efimov	MFR	RUS-Moscow	KAWASAKI	Sturm Racing Team	18	37:18.159	1 Lap	2:03.666	4	0
23	48	Andreas Schmidinger	OeAMTC	AUT-Waldneukirchen	HONDA	Team MIBAG Schmidinger	18	37:20.246	1 Lap	2:05.186	2	0
24	86	Aleksander Paschins	FMU	UKR-Irpin	KTM	Sturm Racing Team	18	37:33.722	1 Lap	2:05.181	3	0
25	207	Daniel Wozniak	DMU	DEN-Gelsted	YAMAHA	Sturm Racing Team	18	37:45.149	1 Lap	2:03.926	3	0
26	209	Jens Wiedemann	DMSB	GER-Lampertheim	SUZUKI	Team Suzuki Reinecke	18	37:45.893	1 Lap	2:03.866	3	0
27	93	Mikus Petersons	LaMSF	LAT-4220	SUZUKI	GK MX Team	17	36:26.329	2 Laps	2:06.976	4	0
28	20	Dario Gianni Dapor	DMSB	GER-Riedstadt	KAWASAKI	Team PassionMX	17	36:47.028	2 Laps	2:07.593	3	0
29	135	Dennis Dictus	DMSB	BEL-Vlijtingen	KAWASAKI	Sturm Racing Team	17	37:03.950	2 Laps	2:10.039	9	0
30	83	Andre Adrian	DMSB	GER-Mülheim-Kärlich	HONDA	Team Stute Honda Köln	17	38:00.534	2 Laps	2:08.268	3	0

Not qualified ()

203	Victor Picoto	MSA	RSA-buende	SUZUKI	JONG-FORCE RACING	13	26:54.045	DNF	2:03.909	6	0
519	Loic Rombaut	FFM	FRA-Solers	KAWASAKI	Sturm Racing Team	11	22:15.026	DNF	2:00.944	4	0
17	Vitaly Tonkow	MFR	RUS-Cottbus	YAMAHA	Kölling Yamaha	9	17:43.942	DNF	2:02.492	3	0
347	Tomas Lhotsky	ACCR	CZE-kynsperk nad ohr	SUZUKI	MotocrossTeam HULHO	7	13:44.408	DNF	2:04.157	3	0
811	Sascha Glaß	DMSB	GER-Oranienbaum	HONDA	K+W Double EE Honda	6	11:19.248	DNF	2:02.688	4	0
162	Michael Staufer	OeAMTC	AUT-Sieding	KTM	Sturm Racing Team	6	11:39.508	DNF	2:04.415	3	0
47	Nicolai Märcher Han	DMU	DEN-Engesvang	SUZUKI	DICE GRAFFIX IHLE RACING	5	9:41.345	DNF	2:04.156	3	0
280	Michael Dittmann	DMSB	GER-Ueckermünde	KTM	KTM GST Berlin Racing	5	10:03.336	DNF	2:05.168	3	0

Announcements

These results are provisional until the conclusion of any judicial and technical matters

Started: 38 Classified: 30 Not classified: 8

Margin of Victory	Ø km/h	Best Lap Tm	km/h	Best Lap by
11.670	58,370	1:51.318	59,408	2 - Maximilian Nagl

Orbits 4

Timekeeping Tina Krlitschka:

Clerk of the course Christop Kunze:

www.amb-it.com

www.mylaps.com

Steward Olaf Noack:

Reg. Nr MX 06-10

Licensed to: Motorsport Events

Printed: 2010-04-18 17:08:56

posted at: h



ADAC MX Masters Fürstlich Drehna 2010

MX Masters

Fürstlich Drehna 1,837 Km

2. Race

2010-04-18 16:20

Race (30:00 and 2 Laps) started at 16:27:24

Lap	Lap Tm	Diff	Time of Day
(2) Maximilian Nagl			
1			16:28:11.241
2	1:51.318		16:30:02.559
3	1:52.168	+0.850	16:31:54.727
4	1:52.405	+1.087	16:33:47.132
5	1:53.941	+2.623	16:35:41.073
6	1:55.414	+4.096	16:37:36.487
7	1:55.118	+3.800	16:39:31.605
8	1:54.908	+3.590	16:41:26.513
9	1:56.034	+4.716	16:43:22.547
10	1:57.092	+5.774	16:45:19.639
11	1:58.716	+7.398	16:47:18.355
12	1:57.375	+6.057	16:49:15.730
13	1:57.296	+5.978	16:51:13.026
14	1:58.571	+7.253	16:53:11.597
15	1:58.357	+7.039	16:55:09.954
16	1:59.270	+7.952	16:57:09.224
17	1:59.909	+8.591	16:59:09.133
18	2:00.874	+9.556	17:01:10.007
19	2:06.778	+15.460	17:03:16.785

(11) Steve Ramon			
1			16:28:13.492
2	1:55.226	+1.976	16:30:08.718
3	1:54.512	+1.262	16:32:03.230
4	1:53.250		16:33:56.480
5	1:54.041	+0.791	16:35:50.521
6	1:56.021	+2.771	16:37:46.542
7	1:55.599	+2.349	16:39:42.141
8	1:56.142	+2.892	16:41:38.283
9	1:57.165	+3.915	16:43:35.448
10	1:57.608	+4.358	16:45:33.056
11	1:57.770	+4.520	16:47:30.826
12	2:00.655	+7.405	16:49:31.481
13	1:57.246	+3.996	16:51:28.727
14	1:58.578	+5.328	16:53:27.305
15	1:58.416	+5.166	16:55:25.721
16	1:58.977	+5.727	16:57:24.698
17	2:00.430	+7.180	16:59:25.128
18	2:00.714	+7.464	17:01:25.842
19	2:02.613	+9.363	17:03:28.455

(94) Ken Roczen			
1			16:28:15.643
2	1:57.083	+0.680	16:30:12.726
3	1:56.403		16:32:09.129
4	1:56.553	+0.150	16:34:05.682
5	1:58.098	+1.695	16:36:03.780
6	1:58.204	+1.801	16:38:01.984
7	1:57.615	+1.212	16:39:59.599
8	1:56.704	+0.301	16:41:56.303
9	1:57.116	+0.713	16:43:53.419
10	1:57.189	+0.786	16:45:50.608
11	1:58.917	+2.514	16:47:49.525
12	1:57.494	+1.091	16:49:47.019
13	2:01.598	+5.195	16:51:48.617
14	2:00.418	+4.015	16:53:49.035
15	2:01.250	+4.847	16:55:50.285
16	2:01.513	+5.110	16:57:51.798
17	2:01.273	+4.870	16:59:53.071
18	2:00.611	+4.208	17:01:53.682
19	1:59.572	+3.169	17:03:53.254

(23) Arnaud Tonus			
1			16:28:22.110

2	2:02.119	+4.485	16:30:24.229
3	1:58.383	+0.749	16:32:22.612
4	1:59.548	+1.914	16:34:22.160
5	1:58.235	+0.601	16:36:20.395
6	1:59.004	+1.370	16:38:19.399
7	1:59.253	+1.619	16:40:18.652
8	1:57.634		16:42:16.286
9	1:58.554	+0.920	16:44:14.840
10	1:58.919	+1.285	16:46:13.759
11	1:58.885	+1.251	16:48:12.644
12	1:59.244	+1.610	16:50:11.888
13	1:58.837	+1.203	16:52:10.725
14	2:02.198	+4.564	16:54:12.923
15	2:01.085	+3.451	16:56:14.008
16	2:03.126	+5.492	16:58:17.134
17	2:01.658	+4.024	17:00:18.792
18	2:03.007	+5.373	17:02:21.799
19	2:03.955	+6.321	17:04:25.754

(25) Clément Desalle			
1			16:28:22.775
2	1:59.938	+5.943	16:30:22.713
3	1:57.764	+3.769	16:32:20.477
4	1:58.637	+4.642	16:34:19.114
5	1:53.995		16:36:13.109
6	1:55.742	+1.747	16:38:08.851
7	1:56.228	+2.233	16:40:05.079
8	2:20.163	+26.168	16:42:25.242
9	2:03.253	+9.258	16:44:28.495
10	1:59.583	+5.588	16:46:28.078
11	1:59.228	+5.233	16:48:27.306
12	1:58.683	+4.688	16:50:25.989
13	2:00.102	+6.107	16:52:26.091
14	2:02.953	+8.958	16:54:29.044
15	2:04.316	+10.321	16:56:33.360
16	2:04.021	+10.026	16:58:37.381
17	2:04.314	+10.319	17:00:41.695
18	2:04.705	+10.710	17:02:46.400
19	2:07.766	+13.771	17:04:54.166

(156) Angus Heidecke			
1			16:28:14.741
2	2:00.481	+1.965	16:30:15.222
3	1:59.184	+0.668	16:32:14.406
4	1:58.516		16:34:12.922
5	2:00.205	+1.689	16:36:13.127
6	2:00.618	+2.102	16:38:13.745
7	1:59.899	+1.383	16:40:13.644
8	2:00.632	+2.116	16:42:14.276
9	2:03.109	+4.593	16:44:17.385
10	2:02.073	+3.557	16:46:19.458
11	2:03.206	+4.690	16:48:22.664
12	2:06.854	+8.338	16:50:29.518
13	2:03.720	+5.204	16:52:33.238
14	2:04.442	+5.926	16:54:37.680
15	2:04.205	+5.689	16:56:41.885
16	2:04.016	+5.500	16:58:45.901
17	2:06.175	+7.659	17:00:52.076
18	2:04.686	+6.170	17:02:56.762
19	2:09.656	+11.140	17:05:06.418

(149) Günter Schmidinger			
1			16:28:19.694
2	2:05.283	+4.939	16:30:24.977
3	2:00.344		16:32:25.321
4	2:01.373	+1.029	16:34:26.694

5	2:01.703	+1.359	16:36:28.397
6	2:01.117	+0.773	16:38:29.514
7	2:01.405	+1.061	16:40:30.919
8	2:00.762	+0.418	16:42:31.681
9	2:02.779	+2.435	16:44:34.460
10	2:04.057	+3.713	16:46:38.517
11	2:02.082	+1.738	16:48:40.599
12	2:02.525	+2.181	16:50:43.124
13	2:02.321	+1.977	16:52:45.445
14	2:03.032	+2.688	16:54:48.477
15	2:02.857	+2.513	16:56:51.334
16	2:03.789	+3.445	16:58:55.123
17	2:04.112	+3.768	17:00:59.235
18	2:04.926	+4.582	17:03:04.161
19	2:07.160	+6.816	17:05:11.321

(134) Filip Neugebauer			
1			16:28:20.103
2	2:00.948	+2.848	16:30:21.051
3	1:59.286	+1.186	16:32:20.337
4	2:00.685	+2.585	16:34:21.022
5	1:58.100		16:36:19.122
6	1:59.107	+1.007	16:38:18.229
7	2:00.484	+2.384	16:40:18.713
8	2:00.431	+2.331	16:42:19.144
9	2:14.740	+16.640	16:44:33.884
10	2:04.213	+6.113	16:46:38.097
11	2:01.117	+3.017	16:48:39.214
12	2:03.562	+5.462	16:50:42.776
13	2:04.296	+6.196	16:52:47.072
14	2:03.077	+4.977	16:54:50.149
15	2:05.507	+7.407	16:56:55.656
16	2:05.235	+7.135	16:59:00.891
17	2:04.300	+6.200	17:01:05.191
18	2:04.451	+6.351	17:03:09.642
19	2:08.663	+10.563	17:05:18.305

(57) Dennis Schröter			
1			16:28:16.633
2	2:00.614	+1.291	16:30:17.247
3	2:01.063	+1.740	16:32:18.310
4	1:59.323		16:34:17.633
5	2:00.925	+1.602	16:36:18.558
6	2:02.351	+3.028	16:38:20.909
7	2:00.714	+1.391	16:40:21.623
8	2:02.577	+3.254	16:42:24.200
9	2:05.873	+6.550	16:44:30.073
10	2:03.269	+3.946	16:46:33.342
11	2:03.989	+4.666	16:48:37.331
12	2:05.136	+5.813	16:50:42.467
13	2:06.669	+7.346	16:52:49.136
14	2:05.230	+5.907	16:54:54.366
15	2:06.038	+6.715	16:57:00.404
16	2:06.581	+7.258	16:59:06.985
17	2:07.173	+7.850	17:01:14.158
18	2:09.101	+9.778	17:03:23.259

(7) Daniel Siegl			
1			16:28:18.532
2	2:00.381		16:30:18.913
3	2:00.478	+0.097	16:32:19.391
4	2:11.266	+10.885	16:34:30.657
5	2:01.913	+1.532	16:36:32.570
6	2:04.045	+3.664	16:38:36.615
7	2:02.682	+2.301	16:40:39.297
8	2:04.863	+4.482	16:42:44.160

Orbits 4

Timekeeping Tina Krlitschka:

Clerk of the course Christop Kunze:

Steward Olaf Noack:

Reg. Nr MX 06-10

Licensed to: Motorsport Events

Printed: 2010-04-18 17:11:02

posted at: h

Page 1/4



ADAC MX Masters Fürstlich Drehna 2010

MX Masters

Fürstlich Drehna 1,837 Km

2. Race

2010-04-18 16:20

Race (30:00 and 2 Laps) started at 16:27:24

Lap	Lap Tm	Diff	Time of Day
9	2:02.485	+2.104	16:44:46.645
10	2:02.572	+2.191	16:46:49.217
11	2:03.537	+3.156	16:48:52.754
12	2:05.261	+4.880	16:50:58.015
13	2:03.708	+3.327	16:53:01.723
14	2:03.827	+3.446	16:55:05.550
15	2:06.011	+5.630	16:57:11.561
16	2:06.183	+5.802	16:59:17.744
17	2:07.202	+6.821	17:01:24.946
18	2:08.760	+8.379	17:03:33.706

(75) Kevin Wouts

Lap	Lap Tm	Diff	Time of Day
1			16:28:20.797
2	2:21.850	+20.151	16:30:42.647
3	2:03.729	+2.030	16:32:46.376
4	2:02.155	+0.456	16:34:48.531
5	2:01.699		16:36:50.230
6	2:03.601	+1.902	16:38:53.831
7	2:01.903	+0.204	16:40:55.734
8	2:02.025	+0.326	16:42:57.759
9	2:03.590	+1.891	16:45:01.349
10	2:02.498	+0.799	16:47:03.847
11	2:02.625	+0.926	16:49:06.472
12	2:03.004	+1.305	16:51:09.476
13	2:04.863	+3.164	16:53:14.339
14	2:03.960	+2.261	16:55:18.299
15	2:03.945	+2.246	16:57:22.244
16	2:04.682	+2.983	16:59:26.926
17	2:03.979	+2.280	17:01:30.905
18	2:06.261	+4.562	17:03:37.166

(300) Aleksandr Tonkov

Lap	Lap Tm	Diff	Time of Day
1			16:28:15.562
2	2:01.603		16:30:17.165
3	2:01.641	+0.038	16:32:18.806
4	2:04.621	+3.018	16:34:23.427
5	2:02.555	+0.952	16:36:25.982
6	2:02.366	+0.763	16:38:28.348
7	2:04.024	+2.421	16:40:32.372
8	2:03.462	+1.859	16:42:35.834
9	2:05.287	+3.684	16:44:41.121
10	2:05.538	+3.935	16:46:46.659
11	2:05.901	+4.298	16:48:52.660
12	2:05.985	+4.382	16:50:58.545
13	2:05.332	+3.729	16:53:03.877
14	2:05.926	+4.323	16:55:09.803
15	2:07.376	+5.773	16:57:17.179
16	2:08.091	+6.488	16:59:25.270
17	2:07.076	+5.473	17:01:32.346
18	2:09.088	+7.485	17:03:41.434

(9) Petr Smitka

Lap	Lap Tm	Diff	Time of Day
1			16:28:18.118
2	2:00.684		16:30:18.802
3	2:03.039	+2.355	16:32:21.841
4	2:02.709	+2.025	16:34:24.550
5	2:04.642	+3.958	16:36:29.192
6	2:05.922	+5.238	16:38:35.114
7	2:03.921	+3.237	16:40:39.035
8	2:04.742	+4.058	16:42:43.777
9	2:05.259	+4.575	16:44:49.036
10	2:05.583	+4.899	16:46:54.619
11	2:04.055	+3.371	16:48:58.674
12	2:05.588	+4.904	16:51:04.262
13	2:04.945	+4.261	16:53:09.207
14	2:07.160	+6.476	16:55:16.367

Lap	Lap Tm	Diff	Time of Day
15	2:07.926	+7.242	16:57:24.293
16	2:07.461	+6.777	16:59:31.754
17	2:05.730	+5.046	17:01:37.484
18	2:04.489	+3.805	17:03:41.973

(120) Cedric Soubeyras

Lap	Lap Tm	Diff	Time of Day
1			16:28:23.807
2	2:23.944	+23.285	16:30:47.751
3	2:00.659		16:32:48.410
4	2:02.000	+1.341	16:34:50.410
5	2:01.827	+1.168	16:36:52.237
6	2:02.869	+2.210	16:38:55.106
7	2:04.759	+4.100	16:40:59.865
8	2:01.655	+0.996	16:43:01.520
9	2:02.281	+1.622	16:45:03.801
10	2:03.190	+2.531	16:47:06.991
11	2:03.817	+3.158	16:49:10.808
12	2:04.576	+3.917	16:51:15.384
13	2:04.000	+3.341	16:53:19.384
14	2:05.343	+4.684	16:55:24.727
15	2:07.578	+6.919	16:57:32.305
16	2:06.178	+5.519	16:59:38.483
17	2:02.987	+2.328	17:01:41.470
18	2:01.901	+1.242	17:03:43.371

(193) Lauri Lehtla

Lap	Lap Tm	Diff	Time of Day
1			16:28:24.454
2	2:02.772	+0.359	16:30:27.226
3	2:02.413		16:32:29.639
4	2:02.772	+0.359	16:34:32.411
5	2:03.479	+1.066	16:36:35.890
6	2:02.612	+0.199	16:38:38.502
7	2:04.830	+2.417	16:40:43.332
8	2:03.891	+1.478	16:42:47.223
9	2:03.094	+0.681	16:44:50.317
10	2:02.914	+0.501	16:46:53.231
11	2:03.035	+0.622	16:48:56.266
12	2:02.861	+0.448	16:50:59.127
13	2:05.506	+3.093	16:53:04.633
14	2:25.360	+22.947	16:55:29.993
15	2:06.232	+3.819	16:57:36.225
16	2:07.483	+5.070	16:59:43.708
17	2:09.317	+6.904	17:01:53.025
18	2:09.284	+6.871	17:04:02.309

(71) Christian Brockel

Lap	Lap Tm	Diff	Time of Day
1			16:28:26.205
2	2:31.721	+32.632	16:30:57.926
3	1:59.089		16:32:57.015
4	2:02.314	+3.225	16:34:59.329
5	2:01.151	+2.062	16:37:00.480
6	2:01.771	+2.682	16:39:02.251
7	2:03.074	+3.985	16:41:05.325
8	2:04.200	+5.111	16:43:09.525
9	2:05.114	+6.025	16:45:14.639
10	2:05.466	+6.377	16:47:20.105
11	2:04.287	+5.198	16:49:24.392
12	2:04.555	+5.466	16:51:28.947
13	2:05.001	+5.912	16:53:33.948
14	2:04.330	+5.241	16:55:38.278
15	2:06.657	+7.568	16:57:44.935
16	2:07.550	+8.461	16:59:52.485
17	2:09.743	+10.654	17:02:02.228
18	2:10.554	+11.465	17:04:12.782

(183) Christoph Hänchen

Lap	Lap Tm	Diff	Time of Day
1			16:28:28.937
2	2:07.204	+2.857	16:30:35.141
3	2:04.637	+0.290	16:32:39.778
4	2:04.347		16:34:44.125
5	2:05.255	+0.908	16:36:49.380
6	2:07.694	+3.347	16:38:57.074

Lap	Lap Tm	Diff	Time of Day
1			16:28:24.542
2	2:07.595	+3.193	16:30:32.137
3	2:04.402		16:32:36.539
4	2:04.629	+0.227	16:34:41.168
5	2:05.238	+0.836	16:36:46.406
6	2:07.559	+3.157	16:38:53.965
7	2:07.362	+2.960	16:41:01.327
8	2:05.060	+0.658	16:43:06.387
9	2:05.150	+0.748	16:45:11.537
10	2:06.177	+1.775	16:47:17.714
11	2:06.517	+2.115	16:49:24.231
12	2:07.374	+2.972	16:51:31.605
13	2:07.035	+2.633	16:53:38.640
14	2:07.754	+3.352	16:55:46.394
15	2:07.618	+3.216	16:57:54.012
16	2:08.480	+4.078	17:00:02.492
17	2:06.230	+1.828	17:02:08.722
18	2:05.436	+1.034	17:04:14.158

(313) Davis Livs

Lap	Lap Tm	Diff	Time of Day
1			16:28:12.859
2	2:01.526		16:30:14.385
3	2:03.086	+1.560	16:32:17.471
4	2:05.117	+3.591	16:34:22.588
5	2:05.477	+3.951	16:36:28.065
6	2:08.266	+6.740	16:38:36.331
7	2:06.279	+4.753	16:40:42.610
8	2:06.515	+4.989	16:42:49.125
9	2:06.986	+5.460	16:44:56.111
10	2:08.699	+7.173	16:47:04.810
11	2:08.686	+7.160	16:49:13.496
12	2:08.410	+6.884	16:51:21.906
13	2:09.781	+8.255	16:53:31.687
14	2:10.197	+8.671	16:55:41.884
15	2:09.304	+7.778	16:57:51.188
16	2:09.697	+8.171	17:00:00.885
17	2:08.561	+7.035	17:02:09.446
18	2:08.213	+6.687	17:04:17.659

(28) Steffen Albrecht

Lap	Lap Tm	Diff	Time of Day
1			16:28:22.799
2	2:07.724	+4.960	16:30:30.523
3	2:02.764		16:32:33.287
4	2:04.711	+1.947	16:34:37.998
5	2:04.054	+1.290	16:36:42.052
6	2:04.377	+1.613	16:38:46.429
7	2:04.775	+2.011	16:40:51.204
8	2:05.711	+2.947	16:42:56.915
9	2:05.806	+3.042	16:45:02.721
10	2:06.587	+3.823	16:47:09.308
11	2:06.303	+3.539	16:49:15.611
12	2:08.116	+5.352	16:51:23.727
13	2:11.842	+9.078	16:53:35.569
14	2:10.111	+7.347	16:55:45.680
15	2:08.710	+5.946	16:57:54.390
16	2:08.984	+6.220	17:00:03.374
17	2:09.853	+7.089	17:02:13.227
18	2:11.260	+8.496	17:04:24.487

(56) Nikolay Paschinskiy

Lap	Lap Tm	Diff	Time of Day
1			16:28:27.937
2	2:07.204	+2.857	16:30:35.141
3	2:04.637	+0.290	16:32:39.778
4	2:04.347		16:34:44.125
5	2:05.255	+0.908	16:36:49.380
6	2:07.694	+3.347	16:38:57.074

Orbits 4

Timekeeping Tina Krlitschka:

Clerk of the course Christop Kunze:

Steward Olaf Noack:

Reg. Nr MX 06-10

Licensed to: Motorsport Events

Printed: 2010-04-18 17:11:02

posted at: h



ADAC MX Masters Fürstlich Drehna 2010

MX Masters

Fürstlich Drehna 1,837 Km

2. Race

2010-04-18 16:20

Race (30:00 and 2 Laps) started at 16:27:24

Lap	Lap Tm	Diff	Time of Day
7	2:06.331	+1.984	16:41:03.405
8	2:08.412	+4.065	16:43:11.817
9	2:04.850	+0.503	16:45:16.667
10	2:06.827	+2.480	16:47:23.494
11	2:07.662	+3.315	16:49:31.156
12	2:07.308	+2.961	16:51:38.464
13	2:05.518	+1.171	16:53:43.982
14	2:06.359	+2.012	16:55:50.341
15	2:07.365	+3.018	16:57:57.706
16	2:10.145	+5.798	17:00:07.851
17	2:09.278	+4.931	17:02:17.129
18	2:15.755	+11.408	17:04:32.884

(6) Stephan Mock

1			16:28:25.164
2	2:03.186	+0.673	16:30:28.350
3	2:02.513		16:32:30.863
4	2:04.255	+1.742	16:34:35.118
5	2:03.492	+0.979	16:36:38.610
6	2:04.534	+2.021	16:38:43.144
7	2:05.292	+2.779	16:40:48.436
8	2:07.111	+4.598	16:42:55.547
9	2:10.109	+7.596	16:45:05.656
10	2:06.977	+4.464	16:47:12.633
11	2:07.734	+5.221	16:49:20.367
12	2:10.174	+7.661	16:51:30.541
13	2:10.247	+7.734	16:53:40.788
14	2:08.706	+6.193	16:55:49.494
15	2:09.899	+7.386	16:57:59.393
16	2:11.516	+9.003	17:00:10.909
17	2:14.449	+11.936	17:02:25.358
18	2:12.129	+9.616	17:04:37.487

(303) Alexander Efimov

1			16:28:31.104
2	2:08.059	+4.393	16:30:39.163
3	2:04.124	+0.458	16:32:43.287
4	2:03.666		16:34:46.953
5	2:05.508	+1.842	16:36:52.461
6	2:06.782	+3.116	16:38:59.243
7	2:05.354	+1.688	16:41:04.597
8	2:06.831	+3.165	16:43:11.428
9	2:08.658	+4.992	16:45:20.086
10	2:06.995	+3.329	16:47:27.081
11	2:09.475	+5.809	16:49:36.556
12	2:10.204	+6.538	16:51:46.760
13	2:10.783	+7.117	16:53:57.543
14	2:09.200	+5.534	16:56:06.743
15	2:07.873	+4.207	16:58:14.616
16	2:08.386	+4.720	17:00:23.002
17	2:12.014	+8.348	17:02:35.016
18	2:07.260	+3.594	17:04:42.276

(48) Andreas Schmidinger

1			16:28:17.860
2	2:05.186		16:30:23.046
3	2:06.093	+0.907	16:32:29.139
4	2:07.220	+2.034	16:34:36.359
5	2:08.929	+3.743	16:36:45.288
6	2:06.342	+1.156	16:38:51.630
7	2:09.295	+4.109	16:41:00.925
8	2:09.762	+4.576	16:43:10.687
9	2:08.477	+3.291	16:45:19.164
10	2:11.456	+6.270	16:47:30.620
11	2:08.160	+2.974	16:49:38.780
12	2:09.684	+4.498	16:51:48.464

Lap	Lap Tm	Diff	Time of Day
13	2:10.767	+5.581	16:53:59.231
14	2:08.294	+3.108	16:56:07.525
15	2:08.072	+2.886	16:58:15.597
16	2:08.554	+3.368	17:00:24.151
17	2:10.007	+4.821	17:02:34.158
18	2:10.205	+5.019	17:04:44.363

(86) Aleksander Paschinsky

1			16:28:19.038
2	2:08.261	+3.080	16:30:27.299
3	2:05.181		16:32:32.480
4	2:05.496	+0.315	16:34:37.976
5	2:09.436	+4.255	16:36:47.412
6	2:09.107	+3.926	16:38:56.519
7	2:09.462	+4.281	16:41:05.981
8	2:07.932	+2.751	16:43:13.913
9	2:08.226	+3.045	16:45:22.139
10	2:06.892	+1.711	16:47:29.031
11	2:08.900	+3.719	16:49:37.931
12	2:11.937	+6.756	16:51:49.868
13	2:10.212	+5.031	16:54:00.080
14	2:11.839	+6.658	16:56:11.919
15	2:11.089	+5.908	16:58:23.008
16	2:10.189	+5.008	17:00:33.197
17	2:10.265	+5.084	17:02:43.462
18	2:14.377	+9.196	17:04:57.839

(207) Daniel Wozniak

1			16:28:26.246
2	2:07.994	+4.068	16:30:34.240
3	2:03.926		16:32:38.166
4	2:04.153	+0.227	16:34:42.319
5	2:05.085	+1.159	16:36:47.404
6	2:05.428	+1.502	16:38:52.832
7	2:06.443	+2.517	16:40:59.275
8	2:08.681	+4.755	16:43:07.956
9	2:06.630	+2.704	16:45:14.586
10	2:11.843	+7.917	16:47:26.429
11	2:10.426	+6.500	16:49:36.855
12	2:10.464	+6.538	16:51:47.319
13	2:10.793	+6.867	16:53:58.112
14	2:12.139	+8.213	16:56:10.251
15	2:11.493	+7.567	16:58:21.744
16	2:12.627	+8.701	17:00:34.371
17	2:16.316	+12.390	17:02:50.687
18	2:18.579	+14.653	17:05:09.266

(209) Jens Wiedemann

1			16:28:23.246
2	2:18.183	+14.317	16:30:41.429
3	2:03.866		16:32:45.295
4	2:05.394	+1.528	16:34:50.689
5	2:04.670	+0.804	16:36:55.359
6	2:06.255	+2.389	16:39:01.614
7	2:07.591	+3.725	16:41:09.205
8	2:08.918	+5.052	16:43:18.123
9	2:09.586	+5.720	16:45:27.709
10	2:08.976	+5.110	16:47:36.685
11	2:08.863	+4.997	16:49:45.548
12	2:09.616	+5.750	16:51:55.164
13	2:11.661	+7.795	16:54:06.825
14	2:10.031	+6.165	16:56:16.856
15	2:11.682	+7.816	16:58:28.538
16	2:14.023	+10.157	17:00:42.561
17	2:12.977	+9.111	17:02:55.538
18	2:14.472	+10.606	17:05:10.010

(93) Mikus Petersons

1			16:28:29.841
2	2:10.349	+3.373	16:30:40.190
3	2:08.271	+1.295	16:32:48.461
4	2:06.976		16:34:55.437
5	2:09.167	+2.191	16:37:04.604
6	2:09.861	+2.885	16:39:14.465
7	2:09.809	+2.833	16:41:24.274
8	2:11.619	+4.643	16:43:35.893
9	2:12.689	+5.713	16:45:48.582
10	2:11.850	+4.874	16:48:00.432
11	2:11.658	+4.682	16:50:12.090
12	2:12.928	+5.952	16:52:25.018
13	2:15.318	+8.342	16:54:40.336
14	2:15.039	+8.063	16:56:55.375
15	2:18.640	+11.664	16:59:14.015
16	2:19.465	+12.489	17:01:33.480
17	2:16.966	+9.990	17:03:50.446

(20) Dario Gianni Dapor

1			16:28:30.515
2	2:13.722	+6.129	16:30:44.237
3	2:07.593		16:32:51.830
4	2:12.580	+4.987	16:35:04.410
5	2:10.379	+2.786	16:37:14.789
6	2:11.679	+4.086	16:39:26.468
7	2:15.588	+7.995	16:41:42.056
8	2:13.222	+5.629	16:43:55.278
9	2:11.214	+3.621	16:46:06.492
10	2:11.846	+4.253	16:48:18.338
11	2:11.000	+3.407	16:50:29.338
12	2:12.445	+4.852	16:52:41.783
13	2:14.399	+6.806	16:54:56.182
14	2:15.388	+7.795	16:57:11.570
15	2:20.609	+13.016	16:59:32.179
16	2:17.343	+9.750	17:01:49.522
17	2:21.623	+14.030	17:04:11.145

(135) Dennis Dictus

1			16:28:28.549
2	2:13.009	+2.970	16:30:41.558
3	2:12.730	+2.691	16:32:54.288
4	2:11.052	+1.013	16:35:05.340
5	2:43.158	+33.119	16:37:48.498
6	2:10.426	+0.387	16:39:58.924
7	2:10.528	+0.489	16:42:09.452
8	2:10.717	+0.678	16:44:20.169
9	2:10.039		16:46:30.208
10	2:13.652	+3.613	16:48:43.860
11	2:12.472	+2.433	16:50:56.332
12	2:16.122	+6.083	16:53:12.454
13	2:14.586	+4.547	16:55:27.040
14	2:13.174	+3.135	16:57:40.214
15	2:15.479	+5.440	16:59:55.693
16	2:16.965	+6.926	17:02:12.658
17	2:15.409	+5.370	17:04:28.067

(83) Andre Adrian

1			16:28:33.699
2	2:08.392	+0.124	16:30:42.091
3	2:08.268		16:32:50.359
4	2:08.951	+0.683	16:34:59.310
5	2:10.931	+2.663	16:37:10.241
6	2:10.208	+1.940	16:39:20.449
7	2:14.702	+6.434	16:41:35.151

Orbits 4

Timekeeping Tina Krlitschka:

Clerk of the course Christop Kunze:

Steward Olaf Noack:

Reg. Nr MX 06-10

Licensed to: Motorsport Events

Printed: 2010-04-18 17:11:02

posted at: h



ADAC MX Masters Fürstlich Drehna 2010

MX Masters

Fürstlich Drehna 1,837 Km

2. Race

2010-04-18 16:20

Race (30:00 and 2 Laps) started at 16:27:24

Lap	Lap Tm	Diff	Time of Day
8	2:13.286	+5.018	16:43:48.437
9	2:15.216	+6.948	16:46:03.653
10	2:12.850	+4.582	16:48:16.503
11	2:11.091	+2.823	16:50:27.594
12	2:13.596	+5.328	16:52:41.190
13	2:26.949	+18.681	16:55:08.139
14	2:27.624	+19.356	16:57:35.763
15	2:33.743	+25.475	17:00:09.506
16	2:29.619	+21.351	17:02:39.125
17	2:45.526	+37.258	17:05:24.651

(203) Victor Picoto

Lap	Lap Tm	Diff	Time of Day
1			16:28:21.852
2	2:04.413	+0.504	16:30:26.265
3	2:04.334	+0.425	16:32:30.599
4	2:06.441	+2.532	16:34:37.040
5	2:03.973	+0.064	16:36:41.013
6	2:03.909		16:38:44.922
7	2:06.151	+2.242	16:40:51.073
8	2:12.141	+8.232	16:43:03.214
9	2:06.873	+2.964	16:45:10.087
10	2:07.048	+3.139	16:47:17.135
11	2:17.970	+14.061	16:49:35.105
12	2:10.968	+7.059	16:51:46.073
13	2:32.089	+28.180	16:54:18.162

(519) Loic Rombaut

Lap	Lap Tm	Diff	Time of Day
1			16:28:19.083
2	2:04.092	+3.148	16:30:23.175
3	2:01.389	+0.445	16:32:24.564
4	2:00.944		16:34:25.508
5	2:03.841	+2.897	16:36:29.349
6	2:03.877	+2.933	16:38:33.226
7	2:02.453	+1.509	16:40:35.679
8	2:02.564	+1.620	16:42:38.243
9	2:03.372	+2.428	16:44:41.615
10	2:06.539	+5.595	16:46:48.154
11	2:50.989	+50.045	16:49:39.143

(17) Vitaly Tonkow

Lap	Lap Tm	Diff	Time of Day
1			16:28:26.724
2	2:06.087	+3.595	16:30:32.811
3	2:02.492		16:32:35.303
4	2:03.348	+0.856	16:34:38.651
5	2:04.472	+1.980	16:36:43.123
6	2:05.883	+3.391	16:38:49.006
7	2:05.055	+2.563	16:40:54.061
8	2:06.260	+3.768	16:43:00.321
9	2:07.738	+5.246	16:45:08.059

(347) Tomas Lhotsky

Lap	Lap Tm	Diff	Time of Day
1			16:28:27.792
2	2:09.257	+5.100	16:30:37.049
3	2:04.157		16:32:41.206
4	2:06.874	+2.717	16:34:48.080
5	2:06.762	+2.605	16:36:54.842
6	2:05.236	+1.079	16:39:00.078
7	2:08.447	+4.290	16:41:08.525

(811) Sascha Glaß

Lap	Lap Tm	Diff	Time of Day
1			16:28:19.817
2	2:04.107	+1.419	16:30:23.924
3	2:03.604	+0.916	16:32:27.528
4	2:02.688		16:34:30.216
5	2:04.915	+2.227	16:36:35.131
6	2:08.234	+5.546	16:38:43.365

(162) Michael Staufer

Lap	Lap Tm	Diff	Time of Day
1			16:28:28.926
2	2:08.629	+4.214	16:30:37.555
3	2:04.415		16:32:41.970
4	2:06.090	+1.675	16:34:48.060
5	2:08.850	+4.435	16:36:56.910
6	2:06.715	+2.300	16:39:03.625

(47) Nicolai Märcher Hansen

Lap	Lap Tm	Diff	Time of Day
1			16:28:24.994
2	2:26.617	+22.461	16:30:51.611
3	2:04.156		16:32:55.767
4	2:05.280	+1.124	16:35:01.047
5	2:04.415	+0.259	16:37:05.462

(280) Michael Dittmann

Lap	Lap Tm	Diff	Time of Day
1			16:28:25.563
2	2:36.034	+30.866	16:31:01.597
3	2:05.168		16:33:06.765
4	2:07.953	+2.785	16:35:14.718
5	2:12.735	+7.567	16:37:27.453

Lap	Lap Tm	Diff	Time of Day
-----	--------	------	-------------



ADAC MX Masters Fürstlich Drehna 2010

Lapchart

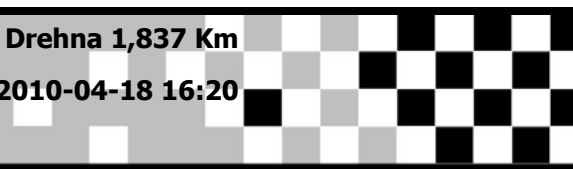
MX Masters

Fürstlich Drehna 1,837 Km

2. Race

2010-04-18 16:20

Race (30:00 and 2 Laps) started at 16:27:24



Competitors	Laps																		
	1	2	3	4	5	6	7	8	9	10	11	12	13	14	15	16	17	18	19
Maximilian Nagl (2)	1	2	2	2	2	2	2	2	2	2	2	2	2	2	2	2	2	2	2
Davis Livs (313)	2	313	11	11	11	11	11	11	11	11	11	11	11	11	11	11	11	11	11
Steve Ramon (11)	3	11	94	94	94	94	94	94	94	94	94	94	94	94	94	94	94	94	94
Angus Heidecke (156)	4	156	313	156	156	25	25	25	156	23	23	23	23	23	23	23	23	23	23
Aleksandr Tonkov (300)	5	300	156	313	57	156	156	156	23	156	156	156	25	25	25	25	25	25	25
Ken Roczen (94)	6	94	300	57	25	57	134	23	134	25	25	25	156	156	156	156	156	156	156
Dennis Schröter (57)	7	57	57	300	134	134	23	134	57	57	57	57	57	149	149	149	149	149	149
Andreas Schmidinger (48)	8	48	9	7	23	23	57	57	25	134	134	134	134	134	134	134	134	134	134
Petr Smitka (9)	9	9	7	134	313	300	300	149	149	149	149	149	149	57	57	57	57	57	57
Daniel Siegl (7)	10	7	134	25	300	313	149	300	300	300	300	300	7	7	7	7	7	7	7
Aleksander Paschinskiy (86)	11	86	25	9	9	149	519	519	519	519	519	7	300	300	300	300	300	75	75
Loic Rombaut (519)	12	519	48	23	519	9	9	9	9	7	7	193	193	193	9	75	75	300	300
Günter Schmidinger (149)	13	149	519	519	149	519	313	7	7	9	193	9	9	9	75	9	9	9	9
Sascha Glaß (811)	14	811	811	149	811	7	7	313	193	193	9	75	75	75	120	120	120	120	120
Filip Neugebauer (134)	15	134	23	811	7	811	193	193	313	313	75	120	120	120	193	193	193	193	193
Kevin Wouts (75)	16	75	149	48	193	193	6	6	6	6	75	313	313	313	71	71	71	71	71
Victor Picoto (203)	17	203	203	193	6	6	811	203	28	28	120	28	28	28	71	313	313	183	183
Arnaud Tonus (23)	18	23	193	203	48	203	203	28	75	120	28	6	71	28	28	183	183	313	313
Clément Desalle (25)	19	25	86	6	203	28	28	17	17	6	6	183	6	183	183	28	28	28	28
Steffen Albrecht (28)	20	28	6	86	86	17	17	75	120	17	203	71	183	6	6	56	56	56	56
Jens Wiedemann (209)	21	209	28	28	28	48	48	207	203	203	183	56	56	56	56	6	6	6	6
Cedric Soubeyras (120)	22	120	183	17	17	183	207	120	183	183	71	203	203	303	303	303	303	48	303
Lauri Lehtla (193)	23	193	17	183	183	207	75	48	207	207	56	303	303	207	48	48	48	303	48
Christoph Hänchen (183)	24	183	207	207	207	86	183	183	71	71	207	207	207	48	207	207	86	86	86
Nicolai Märcher Hansen (47)	25	47	56	56	56	56	120	56	48	56	303	86	48	86	86	86	207	207	207
Stephan Mock (6)	26	6	347	347	303	75	86	303	303	48	86	48	86	209	209	209	209	209	209
Michael Dittmann (280)	27	280	162	162	162	120	56	71	56	303	48	519	209	203	93	93	93	93	93
Christian Brockel (71)	28	71	303	303	347	303	303	86	86	86	209	209	93	93	20	20	20	20	20
Daniel Wozniak (207)	29	207	93	209	75	347	347	347	209	209	93	93	83	20	83	135	135	135	135
Vitaly Tonkow (17)	30	17	209	75	120	209	209	209	93	93	83	83	20	83	135	83	83	83	83
Tomas Lhotsky (347)	31	347	135	120	209	162	71	93	83	83	20	20	135	135					
Nikolay Paschinskiy (56)	32	56	83	93	93	71	162	83	20	20	135	135							
Dennis Dictus (135)	33	135	75	83	83	93	93	20	135	135									
Michael Staufer (162)	34	162	20	20	71	47	83	135											
Mikus Petersons (93)	35	93	120	135	47	83	20												
Dario Gianni Dapor (20)	36	20	47	47	20	20	135												
Alexander Efimov (303)	37	303	71	71	135	280													
Andre Adrian (83)	38	83	280	280	280	135													



Official Timing www.camp-company.de

Int. ADAC MX MASTERS Fürstlich Drehna 17.-18. April 2010

Class 1 MX-Masters

Tracklength: 1.837 m

Eventresults Fürstlich Drehna

Date: 17th and 18th of April

Pos.	No.	Name	Nat./Hometown	Trademark	Entrant / Team	Race 1		Race 2		total Points
						Points	Pos	Points	Pos	
1	2	Nagl, Maximilian	GER-Hohenpeissenberg	KTM	Red Bull KTM Factory Racing	20	3	25	1	45
2	11	Ramon, Steve	BEL-De Haan	SUZUKI	Team Rockstar Teka SUZUKI World MX1	22	2	22	2	44
3	25	Desalle, Clément	BEL-Courcelles	SUZUKI	Team Rockstar Teka SUZUKI World MX1	25	1	16	5	41
4	94	Roczen, Ken	GER-Mattstedt	SUZUKI	TEKA SUZUKI EUROPE World MX2	18	4	20	3	38
5	149	Schmidinger, Günter	AUT-Waldneukirchen	SUZUKI	Delta Racing Team	16	5	14	7	30
6	23	Tonus, Arnaud	SUI-Geneve	SUZUKI	TEKA SUZUKI EUROPE World MX2	8	13	18	4	26
7	156	Heidecke, Angus	GER-SAUDERSDORF	KAWASAKI	Kawasaki Elf Team Pfeil	10	11	15	6	25
8	57	Schröter, Dennis	GER-Nettetal	KTM	SILENT SPORT TEAM	12	9	12	9	24
9	75	Wouts, Kevin	BEL-	KAWASAKI	Sturm Racing Team	13	8	10	11	23
10	120	Soubeyras, Cedric	FRA-Berre 33	KTM	KTM Sarholz Racing Team	15	6	7	14	22
11	7	Siegl, Daniel	GER-Flurstedt	SUZUKI	Team Suzuki Reinecke	9	12	11	10	20
12	71	Brockel, Christian	GER-Cottbus	YAMAHA	Kölling Yamaha	11	10	5	16	16
13	300	Tonkov, Aleksandr	RUS-schmelz	SUZUKI	BodoSchmidt Motorsport	7	14	9	12	16
14	17	Tonkow, Vitaly	RUS-Cottbus	YAMAHA	Kölling Yamaha	14	7	0	33	14
15	9	Smitka, Petr	GER-Mesto Tousek	KTM	KTM Sarholz Racing Team	6	15	8	13	14
16	134	Neugebauer, Filip	CZE-DIVAKY	KAWASAKI	Kawasaki Elf Team Pfeil	0	39	13	8	13
17	193	Lehtla, Lauri	EST-Tartumaa	KTM		0	23	6	15	6
18	811	Glaß, Sascha	GER-Oranienbaum	HONDA	K+W Double EE Honda	5	16	0	35	5
19	183	Hänchen, Christoph	GER-Trebel	HONDA	K+W Double EE Honda	1	20	4	17	5
20	47	Hansen, Nicolai Märcher	DEN-Engesvang	SUZUKI	DICE GRAFFIX IHLE RACING	4	17	0	37	4
21	28	Albrecht, Steffen	GER-Großröhrsdorf	YAMAHA	Team Yamaha Parthen	2	19	2	19	4
22	313	Livs, Davis	LAT-Liepaja	KAWASAKI	Janssen Racing	0	22	3	18	3
23	203	Picoto, Victor	RSA-buende	SUZUKI	JONG-FORCE RACING	3	18	0	31	3
24	56	Paschinskiy, Nikolay	UKR-Irpin	KTM		0	25	1	20	1
25	48	Schmidinger, Andreas	AUT-Waldneukirchen	HONDA	Team MIBAG Schmidinger	0	21	0	23	0
26	6	Mock, Stephan	GER-Wolfsburg	HONDA	Kalli-Racing Team	0	40	0	21	0
27	303	Efimov, Alexander	RUS-Moscow	KAWASAKI		0	24	0	22	0
28	86	Paschinskiy, Aleksander	UKR-Irpin	KTM		0	28	0	24	0
29	207	Wozniak, Daniel	DEN-Gelsted	YAMAHA		0	31	0	25	0
30	209	Wiedemann, Jens	GER-Lampertheim	SUZUKI	Team Suzuki Reinecke	0	26	0	26	0
31	93	Petersons, Mikus	LAT-4220	SUZUKI	GK MX Team	0	30	0	27	0
32	347	Lhotsky, Tomas	CZE-kynsperk nad ohri	SUZUKI	MotocrossTeam HULHO	0	27	0	34	0
33	20	Dapor, Dario Gianni	GER-Riedstadt	KAWASAKI	Team PassionMX	0	x	0	28	0
34	135	Dictus, Dennis	BEL-Vlijtingen	KAWASAKI		0	29	0	29	0
35	83	Adrian, Andre	GER-Mülheim-Kärlich	HONDA	Team Stute Honda Köln	0	32	0	30	0
36	519	Rombaut, Loic	FRA-Solers	KAWASAKI	Sturm Racing Team	0	34	0	32	0
37	312	Gundermann, Chris	GER-Stressenhausen	YAMAHA	Team Yamaha Parthen	0	33	0	x	0
38	170	Dorsch, Marco	GER-widdern	KTM		0	35	0	x	0
39	162	Staufer, Michael	AUT-Sieding	KTM		0	37	0	36	0
40	19	Baudrexel, Dennis	GER-Beuerberg	HONDA	Team Honda Waldmann	0	36	0	x	0
41	280	Dittmann, Michael	GER-Ueckermünde	KTM	KTM GST Berlin Racing	0	x	0	38	0
42	330	Lieber, Cedric	BEL-STRASSEN	SUZUKI		0	38	0	x	0

Announcements: These results are provisional until the conclusion of any judicial and technical matters

Clerk of the course Christoph Kunze:

Jury President Olaf Noack:

Timekeeping Tina Krlitschka:

Krlitschka

Posted at: h

Printed: 18.04.2010 17:29

