



ADAC MX Masters Fürstlich Drehna 2010

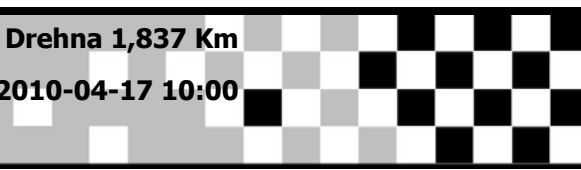
MX Youngster Cup

Fürstlich Drehna 1,837 Km

Practice even numbers

2010-04-17 10:00

Practice started at 10:04:17



Pos	No.	Name	FNM	Nat./Hometown	Trademark	Entrant/Team	Laps	Best Tm	Diff In Lap	km/h
1	222	Ron Noffz	DMSB	GER-Greifswald	HONDA	Kalli Racing Team	9	1:53.976		58,023
2	122	Hannes Volber	DMSB	GER-Schenkenhorst	HONDA	Kalli Racing Team	8	1:54.759	0.783	57,627
3	320	Jernej Irt	AMZS	SLO-Traunreut	HUSQVARNA	Team Zupin-Husqvarna	9	1:54.911	0.935	57,551
4	336	Stefan Kjer Olsen	DMU	DEN-Sønderborg	SUZUKI		9	1:54.938	0.962	57,537
5	44	Jan Uhlig	DMSB	GER-Lugau	KTM	MX Team KTM STURM	9	1:55.076	1.100	57,468
6	824	Nick Kouwenberg	KNMV	NED-ELSHOUT	SUZUKI	Team MotoWash – Laureuse Moto	10	1:55.134	1.158	57,439
7	114	Davide von Zitzewitz	DMSB	GER-Karlshof	KTM	BvZ Racing Team	8	1:55.176	1.200	57,418
8	64	Dominique Thury	DMSB	GER-Bad Schlema	KTM	MX Team KTM STURM	9	1:55.848	1.872	57,085
9	776	Pascal Rauchenecker	OeAMT	AUT-Peterskirchen	KTM	HSV Ried	10	1:56.176	2.200	56,924
10	112	Dieter Vromans	FMB	BEL-Arendonk	KTM		9	1:56.363	2.387	56,832
11	138	Levy Batista	FFM	FRA-Nancy	KTM	KTM Kosak Racing	9	1:56.379	2.403	56,825
12	298	Peter Irt	AMZS	SLO-Ljubljana-Polje	YAMAHA	Team Goldfren Deutschland	9	1:56.653	2.677	56,691
13	66	Tim Koch	DMSB	GER-Wormstedt	YAMAHA	BRC Johannes Bikes	10	1:57.009	3.033	56,519
14	190	Lukas Neurauter	OeAMT	AUT-Sautens	KTM	MSC-Rietz	9	1:57.480	3.504	56,292
15	952	Ludovic Macler	DMSB	FRA-bliesbruck	KAWASAKI	Sturm Racing Team	8	1:57.519	3.543	56,273
16	100	Stephan Büttner	DMSB	GER-Schkölen	KAWASAKI	Kawasaki Elf Team Pfeil	9	1:58.211	4.235	55,944
17	96	Michael Kaussen	DMSB	GER-Roetgen	KTM	SILENT SPORT TEAM	9	1:58.327	4.351	55,889
18	342	Jens Poppe	FMB	BEL-Beveren-Waas	KTM		10	1:58.494	4.518	55,810
19	182	Stefan Damianik	OeAMT	AUT-Neunkirchen	KAWASAKI	Factory Team Damianik	7	1:58.825	4.849	55,655
20	344	Steffen Simon	DMSB	GER-Lastrup	KAWASAKI	PFEIL KAWASAKI YOUNGSTER TE	7	1:59.536	5.560	55,324
21	206	Daniel Hutchinson	KNMV	GBR-Winterswijk	KTM		8	1:59.544	5.568	55,320
22	142	Mathias Plessers	FMB	BEL-landen	KTM		9	1:59.605	5.629	55,292
23	254	Mike Kallauch	DMSB	GER-Bremerhaven	HONDA	Inndorf-Mx-Sports	3	1:59.785	5.809	55,209
24	84	Alexander Polenov	DMSB	RUS-GRÜNHEIDE	KAWASAKI	PFEIL-KAWASAKI-YOUNGSTER-TE	7	1:59.881	5.905	55,165
25	144	Stefan Hage	KNMV	NED-GOES	KTM	MOTOR 2000 Heinkenszand	8	2:00.019	6.043	55,101
26	78	Jaap Corneth	KNMV	NED-Baarlo	KTM	Frentec - Champ MX Team	9	2:00.083	6.107	55,072
27	240	Ladislav Cervenka	ACCR	CZE-AS	KTM	KTM Sarholz Racing Team	9	2:00.280	6.304	54,982
28	146	Felix Frick	DMSB	GER-Plate	HONDA	K+W Double EE Honda	7	2:00.549	6.573	54,859
29	218	Tobias Linke	DMSB	GER-Berlin	KTM	KTM GST Berlin Racing Team	9	2:00.614	6.638	54,829
30	184	Kevin Klebe	DMSB	GER-Seevetal	HONDA	Inndorf-Mx-Sports	6	2:00.658	6.682	54,809
31	556	Sebastian Kaergaard	DMU	DEN-Jerslev Denmark	KAWASAKI		8	2:01.456	7.480	54,449
32	148	Jonas Wolf	DMSB	GER-Bad Wurzach	SUZUKI	Team-Teka-Suzuki-Motorrad Waldi	7	2:01.746	7.770	54,320
33	234	Stefan Frank	DMSB	GER-Königsbrunn	KAWASAKI	Sturm Racing Team	7	2:01.925	7.949	54,240
34	712	Danny Neubauer	DMSB	GER-Cunersdorf	KAWASAKI	Team MX-Point.de	8	2:02.257	8.281	54,093
35	80	Frank Dechet	DMSB	GER-Roth	KTM	KTM Kosak-Racing	6	2:02.595	8.619	53,943
36	174	Patrick Fritzsche	DMSB	GER-Oschatz	KAWASAKI	Pfeil Kawaski Youngster Team	10	2:02.742	8.766	53,879
37	186	Jeppe Sten	DMU	DEN-vestbjerg	KAWASAKI	KK Racing	7	2:02.996	9.020	53,768
38	318	Alfred Schürer	DMSB	GER-Langenbernsdorf	KAWASKI	Motorradsport Straub	9	2:03.110	9.134	53,718
39	208	Martin Hansen	DMU	DEN-Guldborg Denmark	SUZUKI		5	2:03.225	9.249	53,668
40	70	Timo Wehrmann	DMSB	GER-Soltau / Harber	KTM	TEAM RACE DIRECT WEHRMANN	8	2:03.700	9.724	53,462
41	362	Michel Kaschny	DMSB	GER-Borstel-Hohenrader	KTM	TTW-Castrol racing team	7	2:03.889	9.913	53,380
42	54	Kevin Winkle	DMSB	GER-Murrhardt	KAWASAKI	Winkle Racing	7	2:04.274	10.298	53,215
43	202	Jonas Nedved	ACCR	CZE-Stary Plzenec	KAWASAKI	SCHREMS RACING TEAM	9	2:05.203	11.227	52,820

Announcements

No. 254 defect transponder- timing by photcell

Orbits 4

Timekeeping Tina Krlitschka:

Clerk of the course Christian Kunze:

www.amb-it.com

www.mylaps.com

Steward Olaf Noack:

Reg. Nr MX 06-10

Licensed to: Motorsport Events

Printed: 2010-04-17 10:27:29

posted at: h



ADAC MX Masters Fürstlich Drehna 2010

MX Youngster Cup

Fürstlich Drehna 1,837 Km

Practice even numbers

2010-04-17 10:00

Practice started at 10:04:17



Pos	No.	Name	FNM	Nat./Hometown	Trademark	Entrant/Team	Laps	Best Tm	Diff In Lap	km/h	
44	512	Martin Schadeck	DMSB	GER-Wurzen	HONDA		5	2:05.544	11.568	3	52,676
45	724	Tobias Gnann	DMSB	GER-Rammingen	KTM		9	2:08.073	14.097	2	51,636

Announcements

No. 254 defect transponder- timing by photcell



ADAC MX Masters Fürstlich Drehna 2010

MX Youngster Cup

Fürstlich Drehna 1,837 Km

Practice even numbers

2010-04-17 10:00

Practice started at 10:04:17

Lap	Lap Tm	Diff	Time of Day
(222) Ron Noffz			
1	2:08.092	+14.116	10:07:09.931
2	1:59.805	+5.829	10:09:09.736
3	1:57.229	+3.253	10:11:06.965
4	2:03.125	+9.149	10:13:10.090
5	1:53.976		10:15:04.066
6	4:17.128	+2:23.152	10:19:21.194
7	2:55.148	+1:01.172	10:22:16.342
8	1:54.734	+0.758	10:24:11.076
9	2:17.588	+23.612	10:26:28.664

Lap	Lap Tm	Diff	Time of Day
(122) Hannes Volber			
1	2:10.206	+15.447	10:07:11.923
2	1:59.662	+4.903	10:09:11.585
3	2:15.797	+21.038	10:11:27.382
4	2:26.035	+31.276	10:13:53.417
5	1:54.759		10:15:48.176
6	3:06.163	+1:11.404	10:18:54.339
7	2:29.243	+34.484	10:21:23.582
8	4:52.058	+2:57.299	10:26:15.640

Lap	Lap Tm	Diff	Time of Day
(320) Jernej Irt			
1	2:02.597	+7.686	10:06:44.060
2	2:01.205	+6.294	10:08:45.265
3	1:59.189	+4.278	10:10:44.454
4	1:57.309	+2.398	10:12:41.763
5	1:55.878	+0.967	10:14:37.641
6	4:26.265	+2:31.354	10:19:03.906
7	1:59.700	+4.789	10:21:03.606
8	1:54.911		10:22:58.517
9	1:56.732	+1.821	10:24:55.249

Lap	Lap Tm	Diff	Time of Day
(336) Stefan Kjer Olsen			
1	2:10.947	+16.009	10:08:00.177
2	1:54.938		10:09:55.115
3	2:05.735	+10.797	10:12:00.850
4	1:56.943	+2.005	10:13:57.793
5	1:56.275	+1.337	10:15:54.068
6	3:45.450	+1:50.512	10:19:39.518
7	2:01.303	+6.365	10:21:40.821
8	1:57.909	+2.971	10:23:38.730
9	1:55.002	+0.064	10:25:33.732

Lap	Lap Tm	Diff	Time of Day
(44) Jan Uhlig			
1	2:13.782	+18.706	10:07:07.262
2	1:56.676	+1.600	10:09:03.938
3	2:35.108	+40.032	10:11:39.046
4	1:56.556	+1.480	10:13:35.602
5	3:20.925	+1:25.849	10:16:56.527
6	1:55.076		10:18:51.603
7	2:26.502	+31.426	10:21:18.105
8	1:55.560	+0.484	10:23:13.665
9	2:27.458	+32.382	10:25:41.123

Lap	Lap Tm	Diff	Time of Day
(824) Nick Kouwenberg			
1	2:05.859	+10.725	10:06:47.585
2	2:00.969	+5.835	10:08:48.554
3	1:57.954	+2.820	10:10:46.508
4	2:03.357	+8.223	10:12:49.865
5	1:55.134		10:14:44.999
6	2:00.200	+5.066	10:16:45.199
7	2:01.770	+6.636	10:18:46.969
8	2:06.112	+10.978	10:20:53.081
9	2:09.932	+14.798	10:23:03.013
10	2:01.885	+6.751	10:25:04.898

Lap	Lap Tm	Diff	Time of Day
(114) Davide von Zitzewitz			
1	2:07.907	+12.731	10:06:53.977
2	1:58.729	+3.553	10:08:52.706
3	1:55.176		10:10:47.882
4	3:11.571	+1:16.395	10:13:59.453
5	2:01.476	+6.300	10:16:00.929
6	1:55.970	+0.794	10:17:56.899
7	2:19.043	+23.867	10:20:15.942
8	4:48.124	+2:52.948	10:25:04.066

Lap	Lap Tm	Diff	Time of Day
(64) Dominique Thury			
1	2:11.303	+15.455	10:07:10.063
2	2:57.895	+1:02.047	10:10:07.958
3	1:56.371	+0.523	10:12:04.329
4	1:56.955	+1.107	10:14:01.284
5	3:26.984	+1:31.136	10:17:28.268
6	2:05.185	+9.337	10:19:33.453
7	1:56.032	+0.184	10:21:29.485
8	1:55.848		10:23:25.333
9	2:41.553	+45.705	10:26:06.886

Lap	Lap Tm	Diff	Time of Day
(776) Pascal Rauchenecker			
1	2:07.086	+10.910	10:06:51.168
2	2:00.335	+4.159	10:08:51.503
3	2:01.352	+5.176	10:10:52.855
4	2:19.633	+23.457	10:13:12.488
5	3:02.605	+1:06.429	10:16:15.093
6	1:58.195	+2.019	10:18:13.288
7	2:13.390	+17.214	10:20:26.678
8	1:58.584	+2.408	10:22:25.262
9	1:56.176		10:24:21.438
10	2:20.239	+24.063	10:26:41.677

Lap	Lap Tm	Diff	Time of Day
(112) Dieter Vromans			
1	2:06.025	+9.662	10:06:46.905
2	1:56.638	+0.275	10:08:43.543
3	2:08.396	+12.033	10:10:51.939
4	2:04.193	+7.830	10:12:56.132
5	1:56.363		10:14:52.495
6	3:57.505	+2:01.142	10:18:50.000
7	1:57.744	+1.381	10:20:47.744
8	2:08.387	+12.024	10:22:56.131
9	1:58.187	+1.824	10:24:54.318

Lap	Lap Tm	Diff	Time of Day
(138) Levy Batista			
1	2:16.709	+20.330	10:07:08.202
2	2:06.445	+10.066	10:09:14.647
3	2:04.514	+8.135	10:11:19.161
4	2:00.920	+4.541	10:13:20.081
5	2:09.792	+13.413	10:15:29.873
6	1:56.379		10:17:26.252
7	1:57.342	+0.963	10:19:23.594
8	3:41.378	+1:44.999	10:23:04.972
9	2:07.592	+11.213	10:25:12.564

Lap	Lap Tm	Diff	Time of Day
(298) Peter Irt			
1	2:12.432	+15.779	10:07:09.126
2	2:01.270	+4.617	10:09:10.396
3	2:03.659	+7.006	10:11:14.055
4	1:58.757	+2.104	10:13:12.812
5	1:58.145	+1.492	10:15:10.957
6	4:16.987	+2:20.334	10:19:27.944
7	1:57.168	+0.515	10:21:25.112
8	1:56.653		10:23:21.765
9	2:15.935	+19.282	10:25:37.700

Lap	Lap Tm	Diff	Time of Day
(66) Tim Koch			
1	2:18.949	+21.940	10:07:13.780
2	3:14.193	+1:17.184	10:10:27.973
3	1:59.183	+2.174	10:12:27.156
4	1:58.678	+1.669	10:14:25.834
5	1:58.304	+1.295	10:16:24.138
6	1:58.325	+1.316	10:18:22.463
7	2:18.878	+21.869	10:20:41.341
8	1:57.009		10:22:38.350
9	2:04.833	+7.824	10:24:43.183
10	1:58.300	+1.291	10:26:41.483

Lap	Lap Tm	Diff	Time of Day
(190) Lukas Neurauder			
1	2:08.618	+11.138	10:07:03.672
2	2:02.039	+4.559	10:09:05.711
3	2:16.100	+18.620	10:11:21.811
4	2:00.179	+2.699	10:13:21.990
5	3:19.783	+1:22.303	10:16:41.773
6	1:57.480		10:18:39.253
7	2:56.233	+58.753	10:21:35.486
8	2:17.680	+20.200	10:23:53.166
9	2:02.972	+5.492	10:25:56.138

Lap	Lap Tm	Diff	Time of Day
(952) Ludovic Macler			
1	2:10.220	+12.701	10:06:59.024
2	2:01.301	+3.782	10:09:00.325
3	2:05.922	+8.403	10:11:06.247
4	4:38.865	+2:41.346	10:15:45.112
5	2:01.149	+3.630	10:17:46.261
6	1:58.925	+1.406	10:19:45.186
7	3:39.957	+1:42.438	10:23:25.143
8	1:57.519		10:25:22.662

Lap	Lap Tm	Diff	Time of Day
(100) Stephan Büttner			
1	2:07.698	+9.487	10:06:56.137
2	1:59.677	+1.466	10:08:55.814
3	2:03.979	+5.768	10:10:59.793
4	2:05.061	+6.850	10:13:04.854
5	1:58.211		10:15:03.065
6	3:26.349	+1:28.138	10:18:29.414
7	1:58.443	+0.232	10:20:27.857
8	1:58.899	+0.688	10:22:26.756
9	3:44.653	+1:46.442	10:26:11.409

Lap	Lap Tm	Diff	Time of Day
(96) Michael Kaussen			
1	2:18.532	+20.205	10:07:13.950
2	2:07.093	+8.766	10:09:21.043
3	2:01.623	+3.296	10:11:22.666
4	2:06.615	+8.288	10:13:29.281
5	2:22.734	+24.407	10:15:52.015
6	1:58.738	+0.411	10:17:50.753
7	1:58.955	+0.628	10:19:49.708
8	3:17.596	+1:19.269	10:23:07.304
9	1:58.327		10:25:05.631

Lap	Lap Tm	Diff	Time of Day
(342) Jens Poppe			
1	2:13.784	+15.290	10:07:16.426
2	2:02.594	+4.100	10:09:19.020
3	2:01.388	+2.894	10:11:20.408
4	2:03.849	+5.355	10:13:24.257
5	1:58.494		10:15:22.751
6	2:49.323	+50.829	10:18:12.074
7	2:00.799	+2.305	10:20:12.873
8	1:58.529	+0.035	10:22:11.402
9	2:11.180	+12.686	10:24:22.582

Orbits 4

Timekeeping Tina Krlitschka:

Clerk of the course Christian Kunze:

www.amb-it.com

www.mylaps.com

Steward Olaf Noack:

Reg. Nr MX 06-10

Licensed to: Motorsport Events

Printed: 2010-04-17 10:28:24

posted at: h

Page 1/3



ADAC MX Masters Fürstlich Drehna 2010

MX Youngster Cup

Fürstlich Drehna 1,837 Km

Practice even numbers

2010-04-17 10:00

Practice started at 10:04:17

Lap	Lap Tm	Diff	Time of Day
10	2:03.085	+4.591	10:26:25.667

(182) Stefan Damianik

1	2:08.095	+9.270	10:06:53.558
2	2:01.262	+2.437	10:08:54.820
3	1:59.690	+0.865	10:10:54.510
4	4:08.072	+2:09.247	10:15:02.582
5	1:58.825		10:17:01.407
6	6:08.569	+4:09.744	10:23:09.976
7	2:00.422	+1.597	10:25:10.398

(344) Steffen Simon

1	2:07.397	+7.861	10:06:52.321
2	2:04.447	+4.911	10:08:56.768
3	2:00.051	+0.515	10:10:56.819
4	4:44.707	+2:45.171	10:15:41.526
5	2:03.214	+3.678	10:17:44.740
6	1:59.536		10:19:44.276
7	7:03.457	+5:03.921	10:26:47.733

(206) Daniel Hutchinson

1	2:13.416	+13.872	10:07:00.331
2	2:02.809	+3.265	10:09:03.140
3	2:01.689	+2.145	10:11:04.829
4	2:14.735	+15.191	10:13:19.564
5	1:59.544		10:15:19.108
6	4:24.771	+2:25.227	10:19:43.879
7	2:03.028	+3.484	10:21:46.907
8	2:01.320	+1.776	10:23:48.227

(142) Mathias Plessers

1	2:12.196	+12.591	10:07:20.186
2	2:33.412	+33.807	10:09:53.598
3	1:59.605		10:11:53.203
4	2:57.761	+58.156	10:14:50.964
5	1:59.736	+0.131	10:16:50.700
6	2:00.379	+0.774	10:18:51.079
7	2:19.304	+19.699	10:21:10.383
8	2:00.547	+0.942	10:23:10.930
9	2:48.872	+49.267	10:25:59.802

(254) Mike Kallauch

1	2:11.038	+11.253	10:20:53.382
2	2:03.471	+3.686	10:22:56.853
3	1:59.785		10:24:56.638

(84) Alexander Polenov

1	2:18.466	+18.585	10:07:15.427
2	2:06.392	+6.511	10:09:21.819
3	2:04.807	+4.926	10:11:26.626
4	2:02.550	+2.669	10:13:29.176
5	6:12.853	+4:12.972	10:19:42.029
6	1:59.881		10:21:41.910
7	2:00.111	+0.230	10:23:42.021

(144) Stefan Hage

1	2:25.184	+25.165	10:07:33.175
2	2:03.717	+3.698	10:09:36.892
3	2:19.275	+19.256	10:11:56.167
4	2:01.610	+1.591	10:13:57.777
5	4:12.837	+2:12.818	10:18:10.614
6	2:00.019		10:20:10.633
7	2:36.454	+36.435	10:22:47.087
8	2:18.055	+18.036	10:25:05.142

(78) Jaap Corneth

1	2:18.055	+18.036	10:25:05.142
---	----------	---------	--------------

Lap	Lap Tm	Diff	Time of Day
1	2:05.996	+5.913	10:06:49.598
2	4:04.178	+2:04.095	10:10:53.776
3	2:03.052	+2.969	10:12:56.828
4	2:01.170	+1.087	10:14:57.998
5	2:11.698	+11.615	10:17:09.696
6	2:00.489	+0.406	10:19:10.185
7	3:37.133	+1:37.050	10:22:47.318
8	2:00.083		10:24:47.401
9	2:17.527	+17.444	10:27:04.928

(240) Ladislav Cervenka

1	2:19.299	+19.019	10:07:12.784
2	2:08.105	+7.825	10:09:20.889
3	2:04.655	+4.375	10:11:25.544
4	2:02.185	+1.905	10:13:27.729
5	2:00.566	+0.286	10:15:28.295
6	4:31.435	+2:31.155	10:19:59.730
7	2:00.280		10:22:00.010
8	2:01.180	+0.900	10:24:01.190
9	2:32.579	+32.299	10:26:33.769

(146) Felix Frick

1	2:11.077	+10.528	10:07:01.373
2	2:03.564	+3.015	10:09:04.937
3	2:01.432	+0.883	10:11:06.369
4	5:14.315	+3:13.766	10:16:20.684
5	2:00.549		10:18:21.233
6	2:01.336	+0.787	10:20:22.569
7	4:38.901	+2:38.352	10:25:01.470

(218) Tobias Linke

1	2:02.461	+1.847	10:06:42.539
2	2:00.614		10:08:43.153
3	2:01.216	+0.602	10:10:44.369
4	3:17.640	+1:17.026	10:14:02.009
5	2:03.162	+2.548	10:16:05.171
6	2:04.149	+3.535	10:18:09.320
7	2:01.507	+0.893	10:20:10.827
8	3:46.570	+1:45.956	10:23:57.397
9	2:05.399	+4.785	10:26:02.796

(184) Kevin Klebe

1	2:10.329	+9.671	10:07:01.859
2	2:01.801	+1.143	10:09:03.660
3	6:03.454	+4:02.796	10:15:07.114
4	2:01.417	+0.759	10:17:08.531
5	2:45.796	+45.138	10:19:54.327
6	2:00.658		10:21:54.985

(556) Sebastian Kaergaard

1	2:17.623	+16.167	10:07:15.293
2	2:07.439	+5.983	10:09:22.732
3	2:05.463	+4.007	10:11:28.195
4	3:40.301	+1:38.845	10:15:08.496
5	2:01.981	+0.525	10:17:10.477
6	2:02.152	+0.696	10:19:12.629
7	5:22.015	+3:20.559	10:24:34.644
8	2:01.456		10:26:36.100

(148) Jonas Wolf

1	2:14.023	+12.277	10:07:10.956
2	2:02.973	+1.227	10:09:13.929
3	2:03.706	+1.960	10:11:17.635
4	8:20.387	+6:18.641	10:19:38.022
5	2:01.746		10:21:39.768
6	2:03.845	+2.099	10:23:43.613

Lap	Lap Tm	Diff	Time of Day
7	2:35.931	+34.185	10:26:19.544

(234) Stefan Frank

1	2:41.982	+40.057	10:07:40.512
2	2:17.092	+15.167	10:09:57.604
3	2:13.893	+11.968	10:12:11.497
4	2:01.925		10:14:13.422
5	6:05.599	+4:03.674	10:20:19.021
6	2:33.884	+31.959	10:22:52.905
7	2:03.366	+1.441	10:24:56.271

(712) Danny Neubauer

1	2:20.516	+18.259	10:07:30.500
2	2:48.904	+46.647	10:10:19.404
3	2:04.669	+2.412	10:12:24.073
4	2:30.448	+28.191	10:14:54.521
5	2:03.430	+1.173	10:16:57.951
6	5:46.123	+3:43.866	10:22:44.074
7	2:02.257		10:24:46.331
8	2:24.692	+22.435	10:27:11.023

(80) Frank Dechet

1	2:18.652	+16.057	10:07:18.353
2	2:11.836	+9.241	10:09:30.189
3	2:02.595		10:11:32.784
4	4:12.109	+2:09.514	10:15:44.893
5	2:16.035	+13.440	10:18:00.928
6	2:04.286	+1.691	10:20:05.214

(174) Patrick Fritzsche

1	2:17.124	+14.382	10:07:18.544
2	2:09.529	+6.787	10:09:28.073
3	2:03.912	+1.170	10:11:31.985
4	2:12.104	+9.362	10:13:44.089
5	2:03.801	+1.059	10:15:47.890
6	2:18.371	+15.629	10:18:06.261
7	2:02.900	+0.158	10:20:09.161
8	2:03.557	+0.815	10:22:12.718
9	2:19.643	+16.901	10:24:32.361
10	2:02.742		10:26:35.103

(186) Jeppe Sten

1	2:14.789	+11.793	10:07:01.095
2	2:07.004	+4.008	10:09:08.099
3	2:02.996		10:11:11.095
4	2:19.960	+16.964	10:13:31.055
5	2:03.450	+0.454	10:15:34.505
6	2:20.566	+17.570	10:17:55.071
7	2:10.593	+7.597	10:20:05.664

(318) Alfred Schürer

1	2:23.210	+20.100	10:07:32.960
2	2:10.925	+7.815	10:09:43.885
3	2:13.969	+10.859	10:11:57.854
4	2:03.169	+0.059	10:14:01.023
5	2:36.921	+33.811	10:16:37.944
6	2:05.328	+2.218	10:18:43.272
7	2:03.110		10:20:46.382
8	2:03.834	+0.724	10:22:50.216
9	2:08.494	+5.384	10:24:58.710

(208) Martin Hansen

1	2:26.435	+23.210	10:07:37.785
2	2:09.246	+6.021	10:09:47.031
3	3:12.852	+1:09.627	10:12:59.883
4	4:17.902	+2:14.677	10:17:17.785

Orbits 4

Timekeeping Tina Krlitschka:

Clerk of the course Christian Kunze:

www.amb-it.com

www.mylaps.com

Steward Olaf Noack:

Reg. Nr MX 06-10

Licensed to: Motorsport Events

Printed: 2010-04-17 10:28:24

posted at: h

Page 2/3



ADAC MX Masters Fürstlich Drehna 2010

MX Youngster Cup

Fürstlich Drehna 1,837 Km

Practice even numbers

2010-04-17 10:00

Practice started at 10:04:17

Lap	Lap Tm	Diff	Time of Day
5	2:03.225		10:19:21.010

(70) Timo Wehrmann

1	2:23.343	+19.643	10:07:26.066
2	2:07.765	+4.065	10:09:33.831
3	2:06.870	+3.170	10:11:40.701
4	2:15.284	+11.584	10:13:55.985
5	5:07.397	+3:03.697	10:19:03.382
6	2:03.700		10:21:07.082
7	2:13.464	+9.764	10:23:20.546
8	3:11.094	+1:07.394	10:26:31.640

(362) Michel Kaschny

1	2:14.669	+10.780	10:07:03.803
2	2:08.953	+5.064	10:09:12.756
3	2:03.889		10:11:16.645
4	4:27.354	+2:23.465	10:15:43.999
5	2:12.930	+9.041	10:17:56.929
6	6:06.988	+4:03.099	10:24:03.917
7	2:13.376	+9.487	10:26:17.293

(54) Kevin Winkle

1	2:24.277	+20.003	10:07:25.272
2	2:09.551	+5.277	10:09:34.823
3	2:08.561	+4.287	10:11:43.384
4	3:55.034	+1:50.760	10:15:38.418
5	2:04.274		10:17:42.692
6	2:05.710	+1.436	10:19:48.402
7	6:31.070	+4:26.796	10:26:19.472

(202) Jonas Nedved

1	2:21.924	+16.721	10:07:22.338
2	2:10.857	+5.654	10:09:33.195
3	2:13.581	+8.378	10:11:46.776
4	3:30.867	+1:25.664	10:15:17.643
5	2:05.872	+0.669	10:17:23.515
6	2:06.373	+1.170	10:19:29.888
7	2:23.881	+18.678	10:21:53.769
8	2:05.203		10:23:58.972
9	2:28.501	+23.298	10:26:27.473

(512) Martin Schadeck

1	2:20.835	+15.291	10:07:16.956
2	2:07.500	+1.956	10:09:24.456
3	2:05.544		10:11:30.000
4	2:06.054	+0.510	10:13:36.054
5	12:32.807	+10:27.263	10:26:08.861

(724) Tobias Gnann

1	2:20.715	+12.642	10:07:11.236
2	2:08.073		10:09:19.309
3	2:10.638	+2.565	10:11:29.947
4	2:11.659	+3.586	10:13:41.606
5	2:13.222	+5.149	10:15:54.828
6	2:14.868	+6.795	10:18:09.696
7	2:12.139	+4.066	10:20:21.835
8	2:14.996	+6.923	10:22:36.831
9	2:58.038	+49.965	10:25:34.869



ADAC MX Masters Fürstlich Drehna 2010

MX Youngster Cup

Fürstlich Drehna 1,837 Km

Practice odd numbers

2010-04-17 10:30

Practice started at 10:34:36

Pos	No.	Name	FNM	Nat./Hometown	Trademark	Entrant/Team	Laps	Best Tm	Diff In Lap	km/h	
1	215	Kasper Lynggaard	DMU	DEN-ERSLER	KAWASAKI	PFEIL KAWASAKI YOUNGSTER TE	10	1:53.526	4	58,253	
2	79	Lars Oldekamp	DMSB	GER-Emlichheim	KTM	SILENT SPORT TEAM	10	1:53.777	0.251	7	58,124
3	727	Boris Maillard	DMSB	FRA-GIGNAC	KAWASAKI	PFEIL KAWASAKI YOUNGSTER TE	8	1:54.992	1.466	5	57,510
4	511	Benjamin Mallon	DMSB	GER-Cordshagen	KTM	KTM GST Berlin	8	1:55.131	1.605	4	57,441
5	43	Niklas Raths	DMSB	GER-Niederzier	KTM	KTM Sarholz Racing Team	8	1:55.919	2.393	4	57,050
6	51	Jens Getteman	FMB	BEL-Welle	HONDA		8	1:56.202	2.676	6	56,911
7	233	Julien Lieber	MUL	BEL-STRASSEN	SUZUKI		9	1:56.323	2.797	5	56,852
8	309	Marco Krauth	DMSB	GER-Pleidelshheim	SUZUKI	TKM Steuck Suzuki	8	1:56.904	3.378	5	56,569
9	315	Rasmus Lynggaard	DMU	DEN-ERSLER	KAWASAKI	PFEIL KAWASAKI YOUNGSTER TE	9	1:57.289	3.763	3	56,384
10	161	Lars Reuther	DMSB	GER-Pleidelshheim	KTM	DMSB-KTM-Kosak-MX-Junior Team	6	1:57.419	3.893	5	56,321
11	49	Dennis Ullrich	DMSB	GER-Rammingen	HONDA	Team Honda Waldmann	9	1:57.695	4.169	2	56,189
12	37	Hannes Richter	DMSB	GER-Kroppen	KAWASAKI	PFEIL KAWASAKI YOUNGSTER TE	8	1:57.776	4.250	7	56,151
13	125	Philipp Karner	OeAMT	AUT-Prinzersdorf	KTM		8	1:57.938	4.412	4	56,074
14	153	Matthias Walczuch	DMSB	GER-Moers	KTM	Castrol Power1 Moto Web	9	1:57.947	4.421	7	56,069
15	137	Jan Wiards	DMSB	GER-Norden	KTM		8	1:57.997	4.471	4	56,045
16	279	Jack Krupke	DMSB	GER-frankfurt (oder)	SUZUKI		8	1:58.775	5.249	4	55,678
17	85	David Metz	DMSB	GER-Daaden	KTM	KTM Sarholz Racing Team	10	1:58.979	5.453	8	55,583
18	133	Andriy Burenko	FMU	UKR-Chernivtsi	SUZUKI		7	1:59.618	6.092	7	55,286
19	723	Marius Sievers	DMSB	GER-Wolfsburg	HONDA	K+W Double EE Honda	8	1:59.760	6.234	7	55,220
20	131	Bernhard Ekerold	DMSB	GER-Weiskirchen	KTM	Bodo Schmidt Motorsport	9	2:00.273	6.747	4	54,985
21	163	Kasper Kristensen	DMU	DEN-vodskov	KAWASAKI	KK Racing	8	2:00.319	6.793	6	54,964
22	121	Angelo Picoto	MSA	RSA-Stolberg	SUZUKI	JONG-FORCE RACING	8	2:00.329	6.803	5	54,959
23	185	Markus Winter	DMSB	GER-giersleben	KTM	ktm-team-boettcher	9	2:00.723	7.197	5	54,780
24	173	Franziskus Wünsche	DMSB	GER-Klüden	KTM	Team Böttcher KTM	7	2:00.882	7.356	7	54,708
25	95	Nigel Blömer	MUL	NED-geesteren ov	TM	mx twente	7	2:00.926	7.400	5	54,688
26	899	Nils Gehrke	DMSB	GER-Kaltenholzhausen	SUZUKI	Steuck Suzuki	9	2:01.110	7.584	6	54,605
27	281	Toni Simon	DMSB	GER-Mittenwalde	KTM	Team - GEKATEC	7	2:01.426	7.900	5	54,463
28	217	Paul Moser	OeAMT	AUT-Neumarkt	YAMAHA	Chilli-X Judenburg	9	2:02.303	8.777	4	54,072
29	59	Jon Mundhenk	DMSB	GER-Bokel	KTM	TEAM RACE DIRECT WEHRMANN	6	2:02.590	9.064	4	53,946
30	191	Marcel Reuther	DMSB	GER-Pleidelshheim	KTM	KTM Kosak-Racing	8	2:02.621	9.095	4	53,932
31	295	Lukas Streichsbier	DMSB	GER-Zirndorf	KTM	ADAC Team Nordbayern e.V.	8	2:02.658	9.132	5	53,916
32	262	Lukasz Lonka	PZM	POL-Wrzesnia	HONDA	IMEX	6	2:02.978	9.452	5	53,775
33	201	Stefanos Stefanidis	DMSB	GRE-Rheinberg	KTM		6	2:03.185	9.659	4	53,685
34	251	Manuel Schwarz	DMSB	GER-Markt Einersheim	KAWASAKI	Sturm Racing Team	7	2:03.584	10.058	3	53,512
35	39	Roland Diepold	DMSB	GER-Neumarkt	HUSQVARNA	Team Zupin Husquarna	9	2:04.471	10.945	7	53,130
36	41	Matthias Dechet	DMSB	GER-Roth	KTM	KTM Kosak-Racing	7	2:05.079	11.553	5	52,872
37	195	Georg Streichsbier	DMSB	GER-Zirndorf	KTM	ADAC Team Nordbayern e.V.	7	2:05.286	11.760	6	52,785
38	357	Bradley Ward	ACU	GBR-Goole	KAWASAKI	Sturm Racing	8	2:05.345	11.819	2	52,760
39	751	Dominik Joppich	DMSB	GER-Neubiberg	HONDA	Team Honda Waldmann	7	2:05.353	11.827	4	52,757
40	323	Jiri Vasicek	ACCR	CZE-Horni Stankov	KTM	SCHREMS RACING TEAM	8	2:06.398	12.872	7	52,320
41	401	Andre Ender	DMSB	GER-Langenfeld	KAWASAKI	Motorradsport Straub	7	2:09.780	16.254	3	50,957
42	111	Rainer Dörr	DMSB	GER-Monheim	KTM	Vectra Racing Team Rumänien	7	2:11.633	18.107	5	50,240
43	55	Maximilian Kleylein	DMSB	GER-Marktrodach	TM	TM RACING DEUTSCHLAND	6	2:11.996	18.470	4	50,102



ADAC MX Masters Fürstlich Drehna 2010

MX Youngster Cup

Fürstlich Drehna 1,837 Km

Practice odd numbers

2010-04-17 10:30

Practice started at 10:34:36

Lap	Lap Tm	Diff	Time of Day
(215) Kasper Lynggaard			
1	2:04.816	+11.290	10:37:10.385
2	1:54.229	+0.703	10:39:04.614
3	2:00.982	+7.456	10:41:05.596
4	1:53.526		10:42:59.122
5	2:09.945	+16.419	10:45:09.067
6	2:04.451	+10.925	10:47:13.518
7	3:02.261	+1:08.735	10:50:15.779
8	1:57.029	+3.503	10:52:12.808
9	2:02.491	+8.965	10:54:15.299
10	2:49.718	+56.192	10:57:05.017

(79) Lars Oldekamp			
1	1:59.051	+5.274	10:37:02.657
2	1:55.300	+1.523	10:38:57.957
3	1:56.371	+2.594	10:40:54.328
4	2:00.561	+6.784	10:42:54.889
5	2:02.224	+8.447	10:44:57.113
6	2:48.600	+54.823	10:47:45.713
7	1:53.777		10:49:39.490
8	1:55.194	+1.417	10:51:34.684
9	2:14.576	+20.799	10:53:49.260
10	2:09.009	+15.232	10:55:58.269

(727) Boris Maillard			
1	2:08.510	+13.518	10:38:12.335
2	2:06.385	+11.393	10:40:18.720
3	2:09.216	+14.224	10:42:27.936
4	3:42.250	+1:47.258	10:46:10.186
5	1:54.992		10:48:05.178
6	4:11.944	+2:16.952	10:52:17.122
7	2:19.361	+24.369	10:54:36.483
8	1:59.442	+4.450	10:56:35.925

(511) Benjamin Mallon			
1	2:05.591	+10.460	10:37:26.008
2	2:01.142	+6.011	10:39:27.150
3	1:58.631	+3.500	10:41:25.781
4	1:55.131		10:43:20.912
5	5:43.385	+3:48.254	10:49:04.297
6	2:35.188	+40.057	10:51:39.485
7	2:11.035	+15.904	10:53:50.520
8	2:08.005	+12.874	10:55:58.525

(43) Niklas Raths			
1	2:28.789	+32.870	10:37:55.999
2	2:27.090	+31.171	10:40:23.089
3	2:43.882	+47.963	10:43:06.971
4	1:55.919		10:45:02.890
5	4:11.419	+2:15.500	10:49:14.309
6	2:09.320	+13.401	10:51:23.629
7	3:01.978	+1:06.059	10:54:25.607
8	2:22.816	+26.897	10:56:48.423

(51) Jens Getteman			
1	2:15.154	+18.952	10:37:44.231
2	2:15.171	+18.969	10:39:59.402
3	2:13.713	+17.511	10:42:13.115
4	1:58.167	+1.965	10:44:11.282
5	2:09.613	+13.411	10:46:20.895
6	1:56.202		10:48:17.097
7	5:17.077	+3:20.875	10:53:34.174
8	2:17.337	+21.135	10:55:51.511

(233) Julien Lieber			
----------------------------	--	--	--

(309) Marco Krauth			
1	2:22.891	+25.987	10:38:16.377
2	1:58.615	+1.711	10:40:14.992
3	2:00.061	+3.157	10:42:15.053
4	4:08.655	+2:11.751	10:46:23.708
5	1:56.904		10:48:20.612
6	4:06.293	+2:09.389	10:52:26.905
7	2:18.374	+21.470	10:54:45.279
8	2:20.669	+23.765	10:57:05.948

(315) Rasmus Lynggaard			
1	2:09.402	+12.113	10:37:22.092
2	1:59.535	+2.246	10:39:21.627
3	1:57.289		10:41:18.916
4	1:58.968	+1.679	10:43:17.884
5	3:14.801	+1:17.512	10:46:32.685
6	2:03.319	+6.030	10:48:36.004
7	2:22.136	+24.847	10:50:58.140
8	2:16.720	+19.431	10:53:14.860
9	2:12.865	+15.576	10:55:27.725

(161) Lars Reuther			
1	2:34.199	+36.780	10:38:20.970
2	1:59.460	+2.041	10:40:20.430
3	4:34.469	+2:37.050	10:44:54.899
4	3:19.784	+1:22.365	10:48:14.683
5	1:57.419		10:50:12.102
6	1:58.555	+1.136	10:52:10.657

(49) Dennis Ullrich			
1	2:43.499	+45.804	10:38:36.142
2	1:57.695		10:40:33.837
3	2:00.426	+2.731	10:42:34.263
4	3:02.307	+1:04.612	10:45:36.570
5	1:58.672	+0.977	10:47:35.242
6	2:56.108	+58.413	10:50:31.350
7	2:04.622	+6.927	10:52:35.972
8	2:08.367	+10.672	10:54:44.339
9	2:19.376	+21.681	10:57:03.715

(37) Hannes Richter			
1	2:12.851	+15.075	10:37:36.530
2	1:59.091	+1.315	10:39:35.621
3	2:07.251	+9.475	10:41:42.872
4	1:58.985	+1.209	10:43:41.857
5	5:17.725	+3:19.949	10:48:59.582
6	2:26.443	+28.667	10:51:26.025
7	1:57.776		10:53:23.801
8	3:32.443	+1:34.667	10:56:56.244

(125) Philipp Karner			
1	2:29.898	+31.960	10:38:03.534
2	1:59.757	+1.819	10:40:03.291
3	4:45.536	+2:47.598	10:44:48.827
4	1:57.938		10:46:46.765
5	1:59.490	+1.552	10:48:46.255

(153) Matthias Walczuch			
1	2:46.301	+48.354	10:38:09.236
2	2:03.303	+5.356	10:40:12.539
3	2:11.192	+13.245	10:42:23.731
4	1:59.078	+1.131	10:44:22.809
5	2:18.095	+20.148	10:46:40.904
6	2:35.662	+37.715	10:49:16.566
7	1:57.947		10:51:14.513
8	2:37.705	+39.758	10:53:52.218
9	2:34.782	+36.835	10:56:27.000

(137) Jan Wiards			
1	2:15.298	+17.301	10:37:39.813
2	2:05.421	+7.424	10:39:45.234
3	2:05.003	+7.006	10:41:50.237
4	1:57.997		10:43:48.234
5	3:09.907	+1:11.910	10:46:58.141
6	2:02.397	+4.400	10:49:00.538
7	4:31.883	+2:33.886	10:53:32.421
8	2:05.795	+7.798	10:55:38.216

(279) Jack Krupke			
1	2:31.542	+32.767	10:38:10.385
2	2:04.363	+5.588	10:40:14.748
3	2:01.957	+3.182	10:42:16.705
4	1:58.775		10:44:15.480
5	5:03.783	+3:05.008	10:49:19.263
6	2:01.249	+2.474	10:51:20.512
7	2:13.336	+14.561	10:53:33.848
8	3:04.214	+1:05.439	10:56:38.062

(85) David Metz			
1	2:08.910	+9.931	10:37:18.462
2	2:07.744	+8.765	10:39:26.206
3	2:03.735	+4.756	10:41:29.941
4	1:59.387	+0.408	10:43:29.328
5	2:08.958	+9.979	10:45:38.286
6	1:59.967	+0.988	10:47:38.253
7	2:10.441	+11.462	10:49:48.694
8	1:58.979		10:51:47.673
9	2:23.068	+24.089	10:54:10.741
10	2:04.723	+5.744	10:56:15.464

(133) Andriy Burenko			
1	2:30.294	+30.676	10:37:49.222
2	2:18.091	+18.473	10:40:07.313
3	2:00.263	+0.645	10:42:07.576
4	2:08.218	+8.600	10:44:15.794
5	5:11.571	+3:11.953	10:49:27.365
6	2:17.735	+18.117	10:51:45.100
7	1:59.618		10:53:44.718

(723) Marius Sievers			
1	2:10.580	+10.820	10:37:20.464
2	2:06.676	+6.916	10:39:27.140
3	2:03.932	+4.172	10:41:31.072
4	2:01.770	+2.010	10:43:32.842
5	3:16.125	+1:16.365	10:46:48.967
6	2:29.163	+29.403	10:49:18.130
7	1:59.760		10:51:17.890
8	2:00.884	+1.124	10:53:18.774



ADAC MX Masters Fürstlich Drehna 2010

MX Youngster Cup

Fürstlich Drehna 1,837 Km

Practice odd numbers

2010-04-17 10:30

Practice started at 10:34:36

Lap	Lap Tm	Diff	Time of Day
(131) Bernhard Ekerold			
1	2:03.531	+3.258	10:37:06.608
2	2:01.536	+1.263	10:39:08.144
3	2:00.439	+0.166	10:41:08.583
4	2:00.273		10:43:08.856
5	4:46.259	+2:45.986	10:47:55.115
6	2:08.562	+8.289	10:50:03.677
7	2:01.464	+1.191	10:52:05.141
8	2:07.278	+7.005	10:54:12.419
9	2:11.716	+11.443	10:56:24.135

(163) Kasper Kristensen			
1	2:16.015	+15.696	10:37:45.899
2	2:07.107	+6.788	10:39:53.006
3	2:03.826	+3.507	10:41:56.832
4	2:02.172	+1.853	10:43:59.004
5	5:00.728	+3:00.409	10:48:59.732
6	2:00.319		10:51:00.051
7	2:02.941	+2.622	10:53:02.992
8	4:06.295	+2:05.976	10:57:09.287

(121) Angelo Picoto			
1	2:13.438	+13.109	10:37:38.698
2	2:03.720	+3.391	10:39:42.418
3	2:02.897	+2.568	10:41:45.315
4	3:25.392	+1:25.063	10:45:10.707
5	2:00.329		10:47:11.036
6	3:06.754	+1:06.425	10:50:17.790
7	2:00.365	+0.036	10:52:18.155
8	4:05.606	+2:05.277	10:56:23.761

(185) Markus Winter			
1	2:14.183	+13.460	10:37:27.073
2	2:07.098	+6.375	10:39:34.171
3	2:06.297	+5.574	10:41:40.468
4	2:45.626	+44.903	10:44:26.094
5	2:00.723		10:46:26.817
6	2:14.279	+13.556	10:48:41.096
7	2:09.557	+8.834	10:50:50.653
8	2:06.578	+5.855	10:52:57.231
9	3:21.081	+1:20.358	10:56:18.312

(173) Franziskus Wünsche			
1	2:15.752	+14.870	10:37:40.657
2	2:08.059	+7.177	10:39:48.716
3	2:05.651	+4.769	10:41:54.367
4	2:01.689	+0.807	10:43:56.056
5	5:00.284	+2:59.402	10:48:56.340
6	2:06.836	+5.954	10:51:03.176
7	2:00.882		10:53:04.058

(95) Nigel Blömer			
1	2:39.504	+38.578	10:38:07.400
2	2:03.642	+2.716	10:40:11.042
3	2:04.002	+3.076	10:42:15.044
4	4:45.979	+2:45.053	10:47:01.023
5	2:00.926		10:49:01.949
6	2:02.597	+1.671	10:51:04.546
7	2:02.241	+1.315	10:53:06.787

(899) Nils Gehrke			
1	2:14.745	+13.635	10:37:51.498
2	2:04.394	+3.284	10:39:55.892
3	2:02.312	+1.202	10:41:58.204
4	2:04.149	+3.039	10:44:02.353
5	3:53.514	+1:52.404	10:47:55.867

6	2:01.110		10:49:56.977
7	2:02.454	+1.344	10:51:59.431
8	2:49.777	+48.667	10:54:49.208
9	2:38.835	+37.725	10:57:28.043

(281) Toni Simon			
1	2:17.853	+16.427	10:37:38.630
2	2:13.378	+11.952	10:39:52.008
3	2:04.325	+2.899	10:41:56.333
4	7:10.025	+5:08.599	10:49:06.358
5	2:01.426		10:51:07.784
6	2:27.732	+26.306	10:53:35.516
7	2:17.649	+16.223	10:55:53.165

(217) Paul Moser			
1	2:19.504	+17.201	10:37:43.603
2	2:20.053	+17.750	10:40:03.656
3	2:02.636	+0.333	10:42:06.292
4	2:02.303		10:44:08.595
5	2:30.257	+27.954	10:46:38.852
6	2:10.551	+8.248	10:48:49.403
7	2:02.389	+0.086	10:50:51.792
8	3:51.144	+1:48.841	10:54:42.936
9	2:02.412	+0.109	10:56:45.348

(59) Jon Mundhenk			
1	2:17.706	+15.116	10:37:37.706
2	2:07.272	+4.682	10:39:44.978
3	4:09.324	+2:06.734	10:43:54.302
4	2:02.590		10:45:56.892
5	5:14.424	+3:11.834	10:51:11.316
6	2:12.167	+9.577	10:53:23.483

(191) Marcel Reuther			
1	2:19.132	+16.511	10:37:35.679
2	2:40.104	+37.483	10:40:15.783
3	2:13.812	+11.191	10:42:29.595
4	2:02.621		10:44:32.216
5	2:02.941	+0.320	10:46:35.157
6	4:18.872	+2:16.251	10:50:54.029
7	3:15.882	+1:13.261	10:54:09.911
8	2:25.937	+23.316	10:56:35.848

(295) Lukas Streichsbier			
1	2:20.486	+17.828	10:37:39.871
2	2:08.249	+5.591	10:39:48.120
3	2:07.507	+4.849	10:41:55.627
4	4:38.982	+2:36.324	10:46:34.609
5	2:02.658		10:48:37.267
6	2:29.655	+26.997	10:51:06.922
7	2:04.497	+1.839	10:53:11.419
8	3:20.611	+1:17.953	10:56:32.030

(262) Lukasz Lonka			
1	2:07.706	+4.728	10:37:14.649
2	2:04.689	+1.711	10:39:19.338
3	2:05.614	+2.636	10:41:24.952
4	6:32.052	+4:29.074	10:47:57.004
5	2:02.978		10:49:59.982
6	2:08.654	+5.676	10:52:08.636

(201) Stefanos Stefanidis			
1	2:25.276	+22.091	10:37:48.015
2	2:06.869	+3.684	10:39:54.884
3	2:14.304	+11.119	10:42:09.188
4	2:03.185		10:44:12.373

5	8:56.664	+6:53.479	10:53:09.037
6	2:23.940	+20.755	10:55:32.977

(251) Manuel Schwarz			
1	2:11.146	+7.562	10:37:22.194
2	2:06.225	+2.641	10:39:28.419
3	2:03.584		10:41:32.003
4	4:17.113	+2:13.529	10:45:49.116
5	2:30.394	+26.810	10:48:19.510
6	2:10.963	+7.379	10:50:30.473
7	6:45.861	+4:42.277	10:57:16.334

(39) Roland Diepold			
1	2:10.642	+6.171	10:37:24.453
2	2:06.705	+2.234	10:39:31.158
3	2:05.229	+0.758	10:41:36.387
4	2:05.155	+0.684	10:43:41.542
5	2:08.634	+4.163	10:45:50.176
6	2:08.615	+4.144	10:47:58.791
7	2:04.471		10:50:03.262
8	4:24.975	+2:20.504	10:54:28.237
9	2:20.603	+16.132	10:56:48.840

(41) Matthias Dechet			
1	2:12.325	+7.246	10:37:26.057
2	4:20.930	+2:15.851	10:41:46.987
3	2:05.322	+0.243	10:43:52.309
4	3:57.588	+1:52.509	10:47:49.897
5	2:05.079		10:49:54.976
6	2:56.563	+51.484	10:52:51.539
7	2:17.495	+12.416	10:55:09.034

(195) Georg Streichsbier			
1	2:26.355	+21.069	10:37:44.229
2	2:22.687	+17.401	10:40:06.916
3	2:25.970	+20.684	10:42:32.886
4	2:05.962	+0.676	10:44:38.848
5	6:55.061	+4:49.775	10:51:33.909
6	2:05.286		10:53:39.195
7	2:34.905	+29.619	10:56:14.100

(357) Bradley Ward			
1	2:09.481	+4.136	10:37:16.653
2	2:05.345		10:39:21.998
3	2:06.893	+1.548	10:41:28.891
4	3:59.262	+1:53.917	10:45:28.153
5	2:08.602	+3.257	10:47:36.755
6	2:14.261	+8.916	10:49:51.016
7	2:10.272	+4.927	10:52:01.288
8	4:01.068	+1:55.723	10:56:02.356

(751) Dominik Joppich			
1	2:20.125	+14.772	10:37:42.026
2	2:08.308	+2.955	10:39:50.334
3	5:30.830	+3:25.477	10:45:21.164
4	2:05.353		10:47:26.517
5	5:03.700	+2:58.347	10:52:30.217
6	2:11.030	+5.677	10:54:41.247
7	2:10.435	+5.082	10:56:51.682

(323) Jiri Vasicek			
1	2:20.141	+13.743	10:37:36.441
2	2:08.261	+1.863	10:39:44.702
3	3:53.657	+1:47.259	10:43:38.359
4	2:06.522	+0.124	10:45:44.881
5	2:06.698	+0.300	10:47:51.579

Orbits 4

Timekeeping Tina Krlitschka:

Clerk of the course Christian Kunze:

www.amb-it.com

www.mylaps.com

Steward Olaf Noack:

Reg. Nr MX 06-10

Licensed to: Motorsport Events

Printed: 2010-04-17 10:59:44

posted at: h

Page 2/3



SUZUKI



MOTUL



DMSB
Deutscher Motor Sport Bund e.V.

ADAC MX Masters Fürstlich Drehna 2010

MX Youngster Cup

Fürstlich Drehna 1,837 Km

Practice odd numbers

2010-04-17 10:30

Practice started at 10:34:36

Lap	Lap Tm	Diff	Time of Day
6	4:02.837	+1:56.439	10:51:54.416
7	2:06.398		10:54:00.814
8	2:17.589	+11.191	10:56:18.403

(401) Andre Ender			
Lap	Lap Tm	Diff	Time of Day
1	2:22.223	+12.443	10:37:34.487
2	2:19.881	+10.101	10:39:54.368
3	2:09.780		10:42:04.148
4	2:20.510	+10.730	10:44:24.658
5	4:39.216	+2:29.436	10:49:03.874
6	2:15.236	+5.456	10:51:19.110
7	4:52.134	+2:42.354	10:56:11.244

(111) Rainer Dörr			
Lap	Lap Tm	Diff	Time of Day
1	2:24.105	+12.472	10:37:38.878
2	2:23.363	+11.730	10:40:02.241
3	2:19.147	+7.514	10:42:21.388
4	6:07.016	+3:55.383	10:48:28.404
5	2:11.633		10:50:40.037
6	2:16.711	+5.078	10:52:56.748
7	2:20.044	+8.411	10:55:16.792

(55) Maximilian Kleylein			
Lap	Lap Tm	Diff	Time of Day
1	2:30.622	+18.626	10:38:06.385
2	2:20.027	+8.031	10:40:26.412
3	2:13.077	+1.081	10:42:39.489
4	2:11.996		10:44:51.485
5	2:48.610	+36.614	10:47:40.095
6	4:42.356	+2:30.360	10:52:22.451

Lap	Lap Tm	Diff	Time of Day
-----	--------	------	-------------

Lap	Lap Tm	Diff	Time of Day
-----	--------	------	-------------



ADAC MX Masters Fürstlich Drehna 2010

MX Youngster Cup

Fürstlich Drehna 1,837 Km

Qualifying Group 1

2010-04-17 13:50

Qualifying (20:00 Time) started at 13:49:46

Pos	No.	Name	FNM	Nat./Hometown	Trademark	Entrant/Team	Laps	Best Tm	Diff In Lap	km/h
1	79	Lars Oldekamp	DMSB	GER-Emlichheim	KTM	SILENT SPORT TEAM	9	1:54.450		57,782
2	336	Stefan Kjer Olsen	DMU	DEN-Sønderborg	SUZUKI		9	1:54.499	0.049	57,758
3	727	Boris Maillard	DMSB	FRA-GIGNAC	KAWASAKI	PFEIL KAWASAKI YOUNGSTER TE	8	1:54.855	0.405	57,579
4	44	Jan Uhlig	DMSB	GER-Lugau	KTM	MX Team KTM STURM	8	1:55.308	0.858	57,352
5	320	Jernej Irt	AMZS	SLO-Traunreut	HUSQVARNA	Team Zupin-Husqvarna	9	1:55.671	1.221	57,172
6	222	Ron Noffz	DMSB	GER-Greifswald	HONDA	Kalli Racing Team	9	1:55.894	1.444	57,062
7	776	Pascal Rauchenecker	OeAMT	AUT-Peterskirchen	KTM	HSV Ried	9	1:55.895	1.445	57,062
8	511	Benjamin Mallon	DMSB	GER-Cordshagen	KTM	KTM GST Berlin	9	1:55.938	1.488	57,041
9	64	Dominique Thury	DMSB	GER-Bad Schlema	KTM	MX Team KTM STURM	9	1:56.531	2.081	56,751
10	51	Jens Getteman	FMB	BEL-Welle	HONDA		8	1:56.917	2.467	56,563
11	138	Levy Batista	FFM	FRA-Nancy	KTM	KTM Kosak Racing	9	1:57.555	3.105	56,256
12	112	Dieter Vromans	FMB	BEL-Arendonk	KTM		5	1:57.635	3.185	56,218
13	298	Peter Irt	AMZS	SLO-Ljubljana-Polje	YAMAHA	Team Goldfren Deutschland	9	1:57.758	3.308	56,159
14	37	Hannes Richter	DMSB	GER-Kroppen	KAWASAKI	PFEIL KAWASAKI YOUNGSTER TE	8	1:58.116	3.666	55,989
15	161	Lars Reuther	DMSB	GER-Pleidelshcim	KTM	DMSB-KTM-Kosak-MX-Junior Team	9	1:58.543	4.093	55,787
16	315	Rasmus Lynggaard	DMU	DEN-ERSLER	KAWASAKI	PFEIL KAWASAKI YOUNGSTER TE	10	1:58.683	4.233	55,722
17	190	Lukas Neurauter	OeAMT	AUT-Sautens	KTM	MSC-Rietz	8	1:58.848	4.398	55,644
18	125	Philipp Karner	OeAMT	AUT-Prinzersdorf	KTM		9	1:59.162	4.712	55,498
19	344	Steffen Simon	DMSB	GER-Lastrup	KAWASAKI	PFEIL KAWASAKI YOUNGSTER TE	8	1:59.317	4.867	55,425
20	100	Stephan Büttner	DMSB	GER-Schkölen	KAWASAKI	Kawasaki Elf Team Pfeil	9	1:59.533	5.083	55,325
21	723	Marius Sievers	DMSB	GER-Wolfsburg	HONDA	K+W Double EE Honda	8	2:00.182	5.732	55,027
22	133	Andriy Burenko	FMU	UKR-Chernivtsi	SUZUKI		8	2:00.258	5.808	54,992
23	899	Nils Gehrke	DMSB	GER-Kaltenholzhausen	SUZUKI	Steuck Suzuki	8	2:00.312	5.862	54,967
24	281	Toni Simon	DMSB	GER-Mittenwalde	KTM	Team - GEKATEC	7	2:00.836	6.386	54,729
25	55	Maximilian Kleylein	DMSB	GER-Marktrodach	TM	TM RACING DEUTSCHLAND	8	2:01.109	6.659	54,605
26	121	Angelo Picoto	MSA	RSA-Stolberg	SUZUKI	JONG-FORCE RACING	8	2:01.201	6.751	54,564
27	84	Alexander Polenov	DMSB	RUS-GRÜNHEIDE	KAWASAKI	PFEIL-KAWASAKI-YOUNGSTER-TE	7	2:01.249	6.799	54,542
28	41	Matthias Dechet	DMSB	GER-Roth	KTM	KTM Kosak-Racing	8	2:01.701	7.251	54,340
29	144	Stefan Hage	KNMV	NED-GOES	KTM	MOTOR 2000 Heinkenszand	8	2:02.603	8.153	53,940
30	185	Markus Winter	DMSB	GER-giersleben	KTM	ktm-team-boettcher	8	2:02.638	8.188	53,925
31	95	Nigel Blömer	MUL	NED-geesteren ov	TM	mx twente	5	2:02.800	8.350	53,853
32	182	Stefan Damianik	OeAMT	AUT-Neunkirchen	KAWASAKI	Factory Team Damianik	5	2:02.921	8.471	53,800
33	556	Sebastian Kaergaard	DMU	DEN-Jerslev Denmark	KAWASAKI		7	2:03.288	8.838	53,640
34	148	Jonas Wolf	DMSB	GER-Bad Wurzach	SUZUKI	Team-Teka-Suzuki-Motorrad Waldi	7	2:03.323	8.873	53,625
35	173	Franziskus Wünsche	DMSB	GER-Klüden	KTM	Team Böttcher KTM	7	2:03.645	9.195	53,485
36	217	Paul Moser	OeAMT	AUT-Neumarkt	YAMAHA	Chilli-X Judenburg	9	2:03.663	9.213	53,478
37	362	Michel Kaschny	DMSB	GER-Borstel-Hohenrader	KTM	TTW-Castrol racing team	7	2:03.806	9.356	53,416
38	251	Manuel Schwarz	DMSB	GER-Markt Einersheim	KAWASAKI	Sturm Racing Team	7	2:03.874	9.424	53,387
39	234	Stefan Frank	DMSB	GER-Königsbrunn	KAWASAKI	Sturm Racing Team	7	2:04.245	9.795	53,227
40	269	Philipp Börsch	DMSB	GER-Bad Rappenuau	KTM	KTM Kosak Racing	7	2:04.764	10.314	53,006
41	208	Martin Hansen	DMU	DEN-Guldborg Denmark	SUZUKI		8	2:05.505	11.055	52,693
42	195	Georg Streichsbier	DMSB	GER-Zirndorf	KTM	ADAC Team Nordbayern e.V.	8	2:06.768	12.318	52,168
43	70	Timo Wehrmann	DMSB	GER-Soltau / Harber	KTM	TEAM RACE DIRECT WEHRMANN	5	2:07.634	13.184	51,814

Announcements

These results are provisional until the conclusion of any judicial and technical matters

Timekeeping Tina Krlitschka:

Clerk of the course Christian Kunze:

Steward Olaf Noack:

Reg. Nr MX 06-10

Licensed to: Motorsport Events

Printed: 2010-04-17 14:12:39

posted at: h

Orbits 4

www.amb-it.com

www.mylaps.com



ADAC MX Masters Fürstlich Drehna 2010

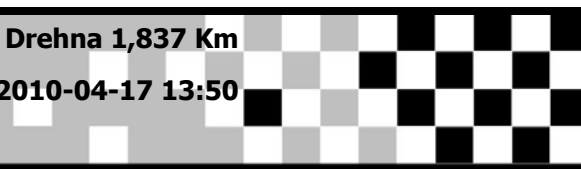
MX Youngster Cup

Fürstlich Drehna 1,837 Km

Qualifying Group 1

2010-04-17 13:50

Qualifying (20:00 Time) started at 13:49:46



Pos	No.	Name	FNM	Nat./Hometown	Trademark	Entrant/Team	Laps	Best Tm	Diff In Lap	km/h	
44	202	Jonas Nedved	ACCR	CZE-Stary Plzenec	KAWASAKI	SCHREMS RACING TEAM	7	2:08.782	14.332	4	51,352

Announcements

These results are provisional until the conclusion of any judicial and technical matters

Orbits 4

Timekeeping Tina Krlitschka:

Clerk of the course Christian Kunze:

www.amb-it.com

www.mylaps.com

Steward Olaf Noack:

Reg. Nr MX 06-10

Licensed to: Motorsport Events

Printed: 2010-04-17 14:12:39

posted at: h



ADAC MX Masters Fürstlich Drehna 2010

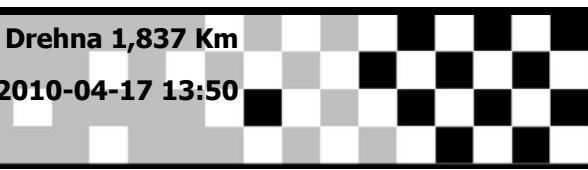
MX Youngster Cup

Fürstlich Drehna 1,837 Km

Qualifying Group 1

2010-04-17 13:50

Qualifying (20:00 Time) started at 13:49:46



Lap	Lap Tm	Diff	Time of Day
7	2:05.852	+1.088	14:07:17.314

(208) Martin Hansen

1	2:12.924	+7.419	13:52:36.727
2	2:06.281	+0.776	13:54:43.008
3	2:07.321	+1.816	13:56:50.329
4	2:05.505		13:58:55.834
5	3:38.322	+1:32.817	14:02:34.156
6	2:06.519	+1.014	14:04:40.675
7	2:05.921	+0.416	14:06:46.596
8	2:06.751	+1.246	14:08:53.347

(195) Georg Streichsbier

1	2:24.959	+18.191	13:53:41.486
2	2:06.768		13:55:48.254
3	2:10.749	+3.981	13:57:59.003
4	2:33.592	+26.824	14:00:32.595
5	2:08.390	+1.622	14:02:40.985
6	2:35.792	+29.024	14:05:16.777
7	2:34.881	+28.113	14:07:51.658
8	2:07.708	+0.940	14:09:59.366

(70) Timo Wehrmann

1	3:16.176	+1:08.542	13:53:56.629
2	2:07.634		13:56:04.263
3	10:19.179	+8:11.545	14:06:23.442
4	2:08.411	+0.777	14:08:31.853
5	2:13.898	+6.264	14:10:45.751

(202) Jonas Nedved

1	2:28.655	+19.873	13:53:26.738
2	2:20.220	+11.438	13:55:46.958
3	2:09.723	+0.941	13:57:56.681
4	2:08.782		14:00:05.463
5	5:08.732	+2:59.950	14:05:14.195
6	2:09.400	+0.618	14:07:23.595
7	2:27.705	+18.923	14:09:51.300

Lap	Lap Tm	Diff	Time of Day
-----	--------	------	-------------

Lap	Lap Tm	Diff	Time of Day
-----	--------	------	-------------

Orbits 4

Timekeeping Tina Krlitschka:

Clerk of the course Christian Kunze:

www.amb-it.com

www.mylaps.com

Steward Olaf Noack:

Reg. Nr MX 06-10

Licensed to: Motorsport Events

Printed: 2010-04-17 14:13:38

posted at: h



ADAC MX Masters Fürstlich Drehna 2010

MX Youngster Cup

Fürstlich Drehna 1,837 Km

Qualifying Group 2

2010-04-17 14:20

Qualifying (20:00 Time) started at 14:19:59

Pos	No.	Name	FNM	Nat./Hometown	Trademark	Entrant/Team	Laps	Best Tm	Diff In Lap	km/h
1	49	Dennis Ullrich	DMSB	GER-Rammingen	HONDA	Team Honda Waldmann	8	1:54.373		57,821
2	215	Kasper Lynggaard	DMU	DEN-ERSLER	KAWASAKI	PFEIL KAWASAKI YOUNGSTER TE	9	1:55.821	1.448	57,098
3	122	Hannes Volber	DMSB	GER-Schenkenhorst	HONDA	Kalli Racing Team	7	1:56.505	2.132	56,763
4	824	Nick Kouwenberg	KNMV	NED-ELSHOUT	SUZUKI	Team MotoWash – Laurese Moto	8	1:57.870	3.497	56,106
5	233	Julien Lieber	MUL	BEL-STRASSEN	SUZUKI		10	1:58.527	4.154	55,795
6	114	Davide von Zitzewitz	DMSB	GER-Karlshof	KTM	BvZ Racing Team	8	1:58.540	4.167	55,789
7	153	Matthias Walczuch	DMSB	GER-Moers	KTM	Castrol Power1 Moto Web	7	1:58.600	4.227	55,761
8	254	Mike Kallauch	DMSB	GER-Bremerhaven	HONDA	Inndorf-Mx-Sports	9	1:58.884	4.511	55,627
9	43	Niklas Rath	DMSB	GER-Niederzier	KTM	KTM Sarholz Racing Team	9	1:58.886	4.513	55,626
10	309	Marco Krauth	DMSB	GER-Pleidelsheim	SUZUKI	TKM Steuck Suzuki	7	1:59.293	4.920	55,437
11	85	David Metz	DMSB	GER-Daaden	KTM	KTM Sarholz Racing Team	9	2:00.003	5.630	55,109
12	39	Roland Diepold	DMSB	GER-Neumarkt	HUSQVARNA	Team Zupin Husquarna	8	2:00.295	5.922	54,975
13	952	Ludovic Macler	DMSB	FRA-bliesbruck	KAWASAKI	Sturm Racing Team	9	2:00.318	5.945	54,964
14	66	Tim Koch	DMSB	GER-Wormstedt	YAMAHA	BRC Johannes Bikes	9	2:00.574	6.201	54,848
15	96	Michael Kaussen	DMSB	GER-Roetgen	KTM	SILENT SPORT TEAM	9	2:00.623	6.250	54,825
16	279	Jack Krupke	DMSB	GER-frankfurt (oder)	SUZUKI		8	2:00.750	6.377	54,768
17	342	Jens Poppe	FMB	BEL-Beveren-Waas	KTM		9	2:00.776	6.403	54,756
18	137	Jan Wiards	DMSB	GER-Norden	KTM		10	2:00.893	6.520	54,703
19	191	Marcel Reuther	DMSB	GER-Pleidelsheim	KTM	KTM Kosak-Racing	7	2:01.940	7.567	54,233
20	78	Jaap Corneth	KNMV	NED-Baarlo	KTM	Fretec - Champ MX Team	8	2:02.425	8.052	54,018
21	163	Kasper Kristensen	DMU	DEN-vodskov	KAWASAKI	KK Racing	8	2:02.619	8.246	53,933
22	240	Ladislav Cervenka	ACCR	CZE-AS	KTM	KTM Sarholz Racing Team	8	2:02.781	8.408	53,862
23	206	Daniel Hutchinson	KNMV	GBR-Winterswijk	KTM		8	2:02.791	8.418	53,857
24	80	Frank Dechet	DMSB	GER-Roth	KTM	KTM Kosak-Racing	8	2:03.108	8.735	53,719
25	146	Felix Frick	DMSB	GER-Plate	HONDA	K+W Double EE Honda	8	2:03.625	9.252	53,494
26	131	Bernhard Ekerold	DMSB	GER-Weiskirchen	KTM	Bodo Schmidt Motorsport	9	2:03.891	9.518	53,379
27	59	Jon Mundhenk	DMSB	GER-Bokel	KTM	TEAM RACE DIRECT WEHRMANN	8	2:03.974	9.601	53,343
28	142	Mathias Plessers	FMB	BEL-landen	KTM		9	2:04.508	10.135	53,115
29	401	Andre Ender	DMSB	GER-Langenfeld	KAWASAKI	Motorradspport Straub	8	2:05.024	10.651	52,895
30	184	Kevin Klebe	DMSB	GER-Seevetal	HONDA	Inndorf-Mx-Sports	8	2:05.844	11.471	52,551
31	218	Tobias Linke	DMSB	GER-Berlin	KTM	KTM GST Berlin Racing Team	9	2:05.889	11.516	52,532
32	712	Danny Neubauer	DMSB	GER-Cunersdorf	KAWASAKI	Team MX-Point.de	5	2:06.194	11.821	52,405
33	318	Alfred Schürer	DMSB	GER-Langenbernsdorf	KAWASKI	Motorradspport Straub	8	2:06.389	12.016	52,324
34	174	Patrick Fritzsche	DMSB	GER-Oschatz	KAWASAKI	Pfeil Kawaski Youngster Team	9	2:06.821	12.448	52,146
35	201	Stefanos Stefanidis	DMSB	GRE-Rheinberg	KTM		7	2:06.899	12.526	52,114
36	751	Dominik Joppich	DMSB	GER-Neubiberg	HONDA	Team Honda Waldmann	8	2:07.344	12.971	51,932
37	295	Lukas Streichsbier	DMSB	GER-Zirndorf	KTM	ADAC Team Nordbayern e.V.	9	2:07.447	13.074	51,890
38	357	Bradley Ward	ACU	GBR-Goole	KAWASAKI	Sturm Racing	8	2:07.448	13.075	51,889
39	186	Jeppe Sten	DMU	DEN-vestbjerg	KAWASAKI	KK Racing	8	2:07.668	13.295	51,800
40	323	Jiri Vasicek	ACCR	CZE-Horni Stankov	KTM	SCHREMS RACING TEAM	8	2:08.516	14.143	51,458
41	512	Martin Schadeck	DMSB	GER-Wurzen	HONDA		7	2:09.731	15.358	50,976
42	54	Kevin Winkle	DMSB	GER-Murrhardt	KAWASAKI	Winkle Racing	6	2:09.750	15.377	50,969
43	724	Tobias Gnann	DMSB	GER-Rammingen	KTM		7	2:10.400	16.027	50,715

Announcements

These results are provisional until the conclusion of any judicial and technical matters

Orbits 4

Timekeeping Tina Krlitschka:

Clerk of the course Christian Kunze:

www.amb-it.com

www.mylaps.com

Steward Olaf Noack:

Reg. Nr MX 06-10

Licensed to: Motorsport Events

Printed: 2010-04-17 14:43:34

posted at: h

Page 1/2



SUZUKI



MOTUL



DMSB
Deutscher Motor Sport Bund e.V.

ADAC MX Masters Fürstlich Drehna 2010

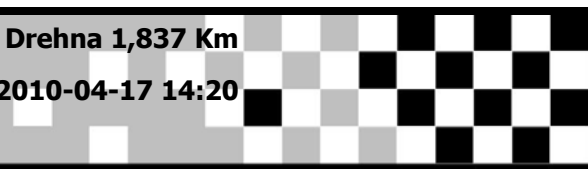
MX Youngster Cup

Fürstlich Drehna 1,837 Km

Qualifying Group 2

2010-04-17 14:20

Qualifying (20:00 Time) started at 14:19:59



Pos	No.	Name	FNM	Nat./Hometown	Trademark	Entrant/Team	Laps	Best Tm	Diff In Lap	km/h
44	111	Rainer Dörr	DMSB	GER-Monheim	KTM	Vectra Racing Team Rumänien	7	2:14.169	19.796	3 49,290

Announcements

These results are provisional until the conclusion of any judicial and technical matters

Orbits 4

Timekeeping Tina Krlitschka:

Clerk of the course Christian Kunze:

www.amb-it.com

www.mylaps.com

Steward Olaf Noack:

Reg. Nr MX 06-10

Licensed to: Motorsport Events

Printed: 2010-04-17 14:43:34

posted at: h



ADAC MX Masters Fürstlich Drehna 2010

MX Youngster Cup

Fürstlich Drehna 1,837 Km

Qualifying Group 2

2010-04-17 14:20

Qualifying (20:00 Time) started at 14:19:59

Lap	Lap Tm	Diff	Time of Day
(49) Dennis Ullrich			
1	2:33.326	+38.953	14:24:04.867
2	1:57.536	+3.163	14:26:02.403
3	2:22.342	+27.969	14:28:24.745
4	2:13.600	+19.227	14:30:38.345
5	1:54.373		14:32:32.718
6	2:08.270	+13.897	14:34:40.988
7	1:58.817	+4.444	14:36:39.805
8	3:26.876	+1:32.503	14:40:06.681

(215) Kasper Lynggaard			
1	2:08.752	+12.931	14:22:12.772
2	1:56.161	+0.340	14:24:08.933
3	2:16.910	+21.089	14:26:25.843
4	1:55.821		14:28:21.664
5	2:29.976	+34.155	14:30:51.640
6	2:28.087	+32.266	14:33:19.727
7	2:52.252	+56.431	14:36:11.979
8	2:12.690	+16.869	14:38:24.669
9	2:11.307	+15.486	14:40:35.976

(122) Hannes Volber			
1	2:10.194	+13.689	14:22:22.326
2	1:57.726	+1.221	14:24:20.052
3	2:54.993	+58.488	14:27:15.045
4	1:56.505		14:29:11.550
5	4:41.079	+2:44.574	14:33:52.629
6	2:20.923	+24.418	14:36:13.552
7	5:18.636	+3:22.131	14:41:32.188

(824) Nick Kouwenberg			
1	2:01.209	+3.339	14:22:25.655
2	2:13.734	+15.864	14:24:39.389
3	1:58.053	+0.183	14:26:37.442
4	2:29.956	+32.086	14:29:07.398
5	1:57.870		14:31:05.268
6	4:58.724	+3:00.854	14:36:03.992
7	1:57.880	+0.010	14:38:01.872
8	2:43.019	+45.149	14:40:44.891

(233) Julien Lieber			
1	2:07.415	+8.888	14:22:16.909
2	2:00.513	+1.986	14:24:17.422
3	2:00.094	+1.567	14:26:17.516
4	2:15.594	+17.067	14:28:33.110
5	1:59.471	+0.944	14:30:32.581
6	2:48.384	+49.857	14:33:20.965
7	1:58.527		14:35:19.492
8	2:09.033	+10.506	14:37:28.525
9	1:59.589	+1.062	14:39:28.114
10	2:00.684	+2.157	14:41:28.798

(114) Davide von Zitzewitz			
1	2:17.827	+19.287	14:23:02.564
2	1:58.545	+0.005	14:25:01.109
3	3:12.432	+1:13.892	14:28:13.541
4	2:17.625	+19.085	14:30:31.166
5	1:58.540		14:32:29.706
6	3:53.713	+1:55.173	14:36:23.419
7	2:13.896	+15.356	14:38:37.315
8	2:00.936	+2.396	14:40:38.251

(153) Matthias Walczuch			
1	2:13.468	+14.868	14:22:28.034
2	1:58.600		14:24:26.634

3	2:29.074	+30.474	14:26:55.708
4	2:00.085	+1.485	14:28:55.793
5	7:02.223	+5:03.623	14:35:58.016
6	2:00.608	+2.008	14:37:58.624
7	2:30.556	+31.956	14:40:29.180

(254) Mike Kallauch			
1	2:08.351	+9.467	14:22:24.677
2	1:58.884		14:24:23.561
3	1:59.041	+0.157	14:26:22.602
4	2:17.284	+18.400	14:28:39.886
5	1:59.210	+0.326	14:30:39.096
6	1:59.879	+0.995	14:32:38.975
7	2:22.752	+23.868	14:35:01.727
8	1:59.620	+0.736	14:37:01.347
9	3:49.152	+1:50.268	14:40:50.499

(43) Niklas Raths			
1	2:21.531	+22.645	14:23:08.031
2	1:58.886		14:25:06.917
3	2:01.932	+3.046	14:27:08.849
4	3:19.638	+1:20.752	14:30:28.487
5	2:00.848	+1.962	14:32:29.335
6	2:01.534	+2.648	14:34:30.869
7	2:16.496	+17.610	14:36:47.365
8	2:09.685	+10.799	14:38:57.050
9	2:01.798	+2.912	14:40:58.848

(309) Marco Krauth			
1	2:27.669	+28.376	14:24:00.740
2	1:59.801	+0.508	14:26:00.541
3	2:00.722	+1.429	14:28:01.263
4	5:15.065	+3:15.772	14:33:16.328
5	1:59.293		14:35:15.621
6	2:55.500	+56.207	14:38:11.121
7	1:59.566	+0.273	14:40:10.687

(85) David Metz			
1	2:30.121	+30.118	14:23:47.434
2	2:01.470	+1.467	14:25:48.904
3	2:01.955	+1.952	14:27:50.859
4	2:59.169	+59.166	14:30:50.028
5	2:00.003		14:32:50.031
6	2:33.249	+33.246	14:35:23.280
7	2:16.221	+16.218	14:37:39.501
8	2:01.774	+1.771	14:39:41.275
9	2:02.084	+2.081	14:41:43.359

(39) Roland Diepold			
1	2:07.671	+7.376	14:22:55.914
2	2:00.733	+0.438	14:24:56.647
3	2:05.658	+5.363	14:27:02.305
4	2:55.932	+55.637	14:29:58.237
5	2:00.295		14:31:58.532
6	3:47.751	+1:47.456	14:35:46.283
7	2:12.063	+11.768	14:37:58.346
8	2:01.019	+0.724	14:39:59.365

(952) Ludovic Macler			
1	2:12.625	+12.307	14:22:42.897
2	2:02.312	+1.994	14:24:45.209
3	2:31.608	+31.290	14:27:16.817
4	2:00.318		14:29:17.135
5	2:35.444	+35.126	14:31:52.579
6	2:02.118	+1.800	14:33:54.697
7	2:51.706	+51.388	14:36:46.403

8	2:01.799	+1.481	14:38:48.202
9	3:50.166	+1:49.848	14:42:38.368

(66) Tim Koch			
1	2:20.141	+19.567	14:23:22.475
2	2:00.879	+0.305	14:25:23.354
3	2:19.281	+18.707	14:27:42.635
4	2:00.726	+0.152	14:29:43.361
5	2:00.574		14:31:43.935
6	2:25.836	+25.262	14:34:09.771
7	2:08.932	+8.358	14:36:18.703
8	2:04.909	+4.335	14:38:23.612
9	2:07.690	+7.116	14:40:31.302

(96) Michael Kaussen			
1	2:17.673	+17.050	14:23:08.871
2	2:00.623		14:25:09.494
3	2:30.259	+29.636	14:27:39.753
4	2:41.387	+40.764	14:30:21.140
5	2:00.910	+0.287	14:32:22.050
6	2:01.193	+0.570	14:34:23.243
7	2:24.697	+24.074	14:36:47.940
8	2:03.539	+2.916	14:38:51.479
9	2:39.153	+38.530	14:41:30.632

(279) Jack Krupke			
1	2:29.780	+29.030	14:24:05.248
2	2:00.750		14:26:05.998
3	2:01.352	+0.602	14:28:07.350
4	3:48.981	+1:48.231	14:31:56.331
5	2:26.186	+25.436	14:34:22.517
6	2:18.760	+18.010	14:36:41.277
7	2:10.310	+9.560	14:38:51.587
8	2:04.266	+3.516	14:40:55.853

(342) Jens Poppe			
1	2:06.968	+6.192	14:22:34.046
2	2:02.169	+1.393	14:24:36.215
3	2:10.778	+10.002	14:26:46.993
4	2:00.776		14:28:47.769
5	2:19.662	+18.886	14:31:07.431
6	2:02.014	+1.238	14:33:09.445
7	2:58.188	+57.412	14:36:07.633
8	2:06.455	+5.679	14:38:14.088
9	2:03.484	+2.708	14:40:17.572

(137) Jan Wiards			
1	2:15.643	+14.750	14:22:53.748
2	2:01.667	+0.774	14:24:55.415
3	2:04.441	+3.548	14:26:59.856
4	2:02.828	+1.935	14:29:02.684
5	2:00.893		14:31:03.577
6	2:24.586	+23.693	14:33:28.163
7	2:04.113	+3.220	14:35:32.276
8	2:02.569	+1.676	14:37:34.845
9	2:02.853	+1.960	14:39:37.698
10	2:51.248	+50.355	14:42:28.946

(191) Marcel Reuther			
1	2:30.113	+28.173	14:23:20.500
2	4:23.482	+2:21.542	14:27:43.982
3	2:01.940		14:29:45.922
4	2:58.893	+56.953	14:32:44.815
5	2:37.777	+35.837	14:35:22.592
6	3:14.272	+1:12.332	14:38:36.864
7	2:37.162	+35.222	14:41:14.026

Orbits 4

Timekeeping Tina Krlitschka:

Krlitschka

Clerk of the course Christian Kunze:

Steward Olaf Noack:

Reg. Nr MX 06-10

Licensed to: Motorsport Events

Printed: 2010-04-17 14:44:33

posted at: h

Page 1/3



ADAC MX Masters Fürstlich Drehna 2010

MX Youngster Cup

Fürstlich Drehna 1,837 Km

Qualifying Group 2

2010-04-17 14:20

Qualifying (20:00 Time) started at 14:19:59

Lap	Lap Tm	Diff	Time of Day
(78) Jaap Corneth			
1	2:06.261	+3.836	14:22:37.790
2	2:03.841	+1.416	14:24:41.631
3	2:06.301	+3.876	14:26:47.932
4	2:20.541	+18.116	14:29:08.473
5	2:03.293	+0.868	14:31:11.766
6	4:53.442	+2:51.017	14:36:05.208
7	2:02.425		14:38:07.633
8	2:05.990	+3.565	14:40:13.623

(163) Kasper Kristensen			
1	2:10.130	+7.511	14:22:18.109
2	2:06.540	+3.921	14:24:24.649
3	2:55.678	+53.059	14:27:20.327
4	3:35.512	+1:32.893	14:30:55.839
5	2:02.619		14:32:58.458
6	3:01.401	+58.782	14:35:59.859
7	2:05.546	+2.927	14:38:05.405
8	2:35.005	+32.386	14:40:40.410

(240) Ladislav Cervenka			
1	2:17.348	+14.567	14:23:24.464
2	2:04.629	+1.848	14:25:29.093
3	2:48.459	+45.678	14:28:17.552
4	2:05.174	+2.393	14:30:22.726
5	2:06.201	+3.420	14:32:28.927
6	4:30.226	+2:27.445	14:36:59.153
7	2:02.781		14:39:01.934
8	2:37.875	+35.094	14:41:39.809

(206) Daniel Hutchinson			
1	2:11.946	+9.155	14:22:30.617
2	2:04.681	+1.890	14:24:35.298
3	2:10.975	+8.184	14:26:46.273
4	2:46.074	+43.283	14:29:32.347
5	2:02.791		14:31:35.138
6	2:28.287	+25.496	14:34:03.425
7	2:06.197	+3.406	14:36:09.622
8	2:33.681	+30.890	14:38:43.303

(80) Frank Dechet			
1	2:21.896	+18.788	14:23:02.648
2	2:13.989	+10.881	14:25:16.637
3	2:03.587	+0.479	14:27:20.224
4	2:19.633	+16.525	14:29:39.857
5	2:20.582	+17.474	14:32:00.439
6	4:53.930	+2:50.822	14:36:54.369
7	2:12.753	+9.645	14:39:07.122
8	2:03.108		14:41:10.230

(146) Felix Frick			
1	2:13.606	+9.981	14:23:18.257
2	2:04.396	+0.771	14:25:22.653
3	2:03.812	+0.187	14:27:26.465
4	2:06.555	+2.930	14:29:33.020
5	4:20.317	+2:16.692	14:33:53.337
6	2:21.333	+17.708	14:36:14.670
7	2:03.625		14:38:18.295
8	2:15.510	+11.885	14:40:33.805

(131) Bernhard Ekerold			
1	2:15.418	+11.527	14:23:09.741
2	2:04.536	+0.645	14:25:14.277
3	2:03.891		14:27:18.168
4	3:58.457	+1:54.566	14:31:16.625

5	2:05.937	+2.046	14:33:22.562
6	2:03.923	+0.032	14:35:26.485
7	2:05.932	+2.041	14:37:32.417
8	2:04.870	+0.979	14:39:37.287
9	2:14.177	+10.286	14:41:51.464

(59) Jon Mundhenk			
1	2:11.803	+7.829	14:22:45.794
2	2:04.944	+0.970	14:24:50.738
3	3:12.905	+1:08.931	14:28:03.643
4	2:14.453	+10.479	14:30:18.096
5	2:03.974		14:32:22.070
6	4:06.608	+2:02.634	14:36:28.678
7	2:29.675	+25.701	14:38:58.353
8	2:37.272	+33.298	14:41:35.625

(142) Mathias Plessers			
1	2:08.993	+4.485	14:22:14.860
2	2:04.790	+0.282	14:24:19.650
3	2:20.532	+16.024	14:26:40.182
4	2:05.535	+1.027	14:28:45.717
5	2:16.477	+11.969	14:31:02.194
6	2:05.387	+0.879	14:33:07.581
7	3:27.799	+1:23.291	14:36:35.380
8	2:04.508		14:38:39.888
9	2:06.166	+1.658	14:40:46.054

(401) Andre Ender			
1	2:27.432	+22.408	14:23:51.649
2	2:18.693	+13.669	14:26:10.342
3	2:05.024		14:28:15.366
4	3:32.051	+1:27.027	14:31:47.417
5	2:24.852	+19.828	14:34:12.269
6	2:43.049	+38.025	14:36:55.318
7	2:21.214	+16.190	14:39:16.532
8	2:13.485	+8.461	14:41:30.017

(184) Kevin Klebe			
1	2:10.878	+5.034	14:22:31.144
2	2:05.844		14:24:36.988
3	2:20.423	+14.579	14:26:57.411
4	2:05.898	+0.054	14:29:03.309
5	4:41.445	+2:35.601	14:33:44.754
6	2:19.698	+13.854	14:36:04.452
7	2:23.432	+17.588	14:38:27.884
8	2:34.730	+28.886	14:41:02.614

(218) Tobias Linke			
1	2:15.406	+9.517	14:22:52.101
2	2:06.100	+0.211	14:24:58.201
3	2:06.366	+0.477	14:27:04.567
4	2:05.889		14:29:10.456
5	3:41.418	+1:35.529	14:32:51.874
6	2:07.165	+1.276	14:34:59.039
7	2:06.021	+0.132	14:37:05.060
8	2:26.521	+20.632	14:39:31.581
9	2:07.356	+1.467	14:41:38.937

(712) Danny Neubauer			
1	10:14.115	+8:07.921	14:31:23.212
2	2:06.194		14:33:29.406
3	2:52.115	+45.921	14:36:21.521
4	2:24.437	+18.243	14:38:45.958
5	2:43.454	+37.260	14:41:29.412

(318) Alfred Schürer			
-----------------------------	--	--	--

1	2:22.296	+15.907	14:23:48.908
2	2:10.973	+4.584	14:25:59.881
3	2:06.389		14:28:06.270
4	2:06.945	+0.556	14:30:13.215
5	4:36.921	+2:30.532	14:34:50.136
6	2:24.068	+17.679	14:37:14.204
7	2:23.246	+16.857	14:39:37.450
8	2:41.179	+34.790	14:42:18.629

(174) Patrick Fritzsche			
1	2:27.195	+20.374	14:23:11.078
2	2:08.928	+2.107	14:25:20.006
3	2:16.418	+9.597	14:27:36.424
4	2:09.121	+2.300	14:29:45.545
5	2:21.895	+15.074	14:32:07.440
6	2:06.821		14:34:14.261
7	2:25.401	+18.580	14:36:39.662
8	2:24.630	+17.809	14:39:04.292
9	2:27.785	+20.964	14:41:32.077

(201) Stefanos Stefanidis			
1	2:16.525	+9.626	14:23:15.425
2	2:06.899		14:25:22.324
3	2:33.948	+27.049	14:27:56.272
4	5:06.758	+2:59.859	14:33:03.030
5	2:08.103	+1.204	14:35:11.133
6	4:44.653	+2:37.754	14:39:55.786
7	2:08.410	+1.511	14:42:04.196

(751) Dominik Joppich			
1	2:15.536	+8.192	14:23:36.895
2	2:15.709	+8.365	14:25:52.604
3	2:07.344		14:27:59.948
4	2:07.656	+0.312	14:30:07.604
5	5:18.321	+3:10.977	14:35:25.925
6	2:09.208	+1.864	14:37:35.133
7	2:10.104	+2.760	14:39:45.237
8	2:27.494	+20.150	14:42:12.731

(295) Lukas Streichsber			
1	2:24.059	+16.612	14:23:35.389
2	2:09.936	+2.489	14:25:45.325
3	2:09.304	+1.857	14:27:54.629
4	2:08.631	+1.184	14:30:03.260
5	2:29.628	+22.181	14:32:32.888
6	2:09.833	+2.386	14:34:42.721
7	2:07.447		14:36:50.168
8	2:46.874	+39.427	14:39:37.042
9	2:07.975	+0.528	14:41:45.017

(357) Bradley Ward			
1	2:13.418	+5.970	14:22:16.641
2	2:07.448		14:24:24.089
3	2:26.134	+18.686	14:26:50.223
4	2:07.953	+0.505	14:28:58.176
5	4:08.490	+2:01.042	14:33:06.666
6	2:08.512	+1.064	14:35:15.178
7	2:59.463	+52.015	14:38:14.641
8	2:10.405	+2.957	14:40:25.046

(186) Jeppe Sten			
1	2:29.284	+21.616	14:23:44.461
2	2:09.744	+2.076	14:25:54.205
3	2:09.121	+1.453	14:28:03.326
4	3:15.480	+1:07.812	14:31:18.806
5	2:07.668		14:33:26.474

Orbits 4

Timekeeping Tina Krlitschka:

Clerk of the course Christian Kunze:

Steward Olaf Noack:

Reg. Nr MX 06-10

Licensed to: Motorsport Events

Printed: 2010-04-17 14:44:33

posted at: h



ADAC MX Masters Fürstlich Drehna 2010

MX Youngster Cup

Fürstlich Drehna 1,837 Km

Total Qualifying

Pos	No.	Last Name	First Name	Nat./Hometown	Trademark	Entrant/Team
1	49	Ullrich	Dennis	GER-Rammingen	HONDA	Team Honda Waldmann
2	79	Oldekamp	Lars	GER-Emlichheim	KTM	SILENT SPORT TEAM
3	215	Lynggaard	Kasper	DEN-ERSLER	KAWASAKI	PFEIL KAWASAKI YOUNGSTER TEAM
4	336	Olsen	Stefan Kjer	DEN-Sønderborg	SUZUKI	
5	122	Volber	Hannes	GER-Schenkenhorst	HONDA	Kalli Racing Team
6	727	Maillard	Boris	FRA-GIGNAC	KAWASAKI	PFEIL KAWASAKI YOUNGSTER TEAM
7	824	Kouwenberg	Nick	NED-ELSHOUT	SUZUKI	Team MotoWash – Laurence Motors
8	44	Uhlig	Jan	GER-Lugau	KTM	MX Team KTM STURM
9	233	Lieber	Julien	BEL-STRASSEN	SUZUKI	
10	320	Irt	Jernej	SLO-Traunreut	HUSQVARNA	Team Zupin-Husqvarna
11	114	von Zitzewitz	Davide	GER-Karlshof	KTM	BvZ Racing Team
12	222	Noffz	Ron	GER-Greifswald	HONDA	Kalli Racing Team
13	153	Walczuch	Matthias	GER-Moers	KTM	Castrol Power1 Moto Web
14	776	Rauchenecker	Pascal	AUT-Peterskirchen	KTM	HSV Ried
15	254	Kallauch	Miike	GER-Bremerhaven	HONDA	Inndorf-Mx-Sports
16	511	Mallon	Benjamin	GER-Cordshagen	KTM	KTM GST Berlin
17	43	Raths	Niklas	GER-Niederzier	KTM	KTM Sarholz Racing Team
18	64	Thury	Dominique	GER-Bad Schlema	KTM	MX Team KTM STURM
19	309	Krauth	Marco	GER-Pleidelsheim	SUZUKI	TKM Steuck Suzuki
20	51	Getteman	Jens	BEL-Welle	HONDA	
21	85	Metz	David	GER-Daaden	KTM	KTM Sarholz Racing Team
22	138	Batista	Levy	FRA-Nancy	KTM	KTM Kosak Racing
23	39	Diepold	Roland	GER-Neumarkt	HUSQVARNA	Team Zupin Husquarna
24	112	Vromans	Dieter	BEL-Arendonk	KTM	
25	952	Macler	Ludovic	FRA-bliesbruck	KAWASAKI	Sturm Racing Team
26	298	Irt	Peter	SLO-Ljubljana-Polje	YAMAHA	Team Goldfren Deutschland
27	66	Koch	Tim	GER-Wormstedt	YAMAHA	BRC Johannes Bikes
28	37	Richter	Hannes	GER-Kroppen	KAWASAKI	PFEIL KAWASAKI YOUNGSTER TEAM
29	96	Kausen	Michael	GER-Roetgen	KTM	SILENT SPORT TEAM
30	161	Reuther	Lars	GER-Pleidelsheim	KTM	DMSB-KTM-Kosak-MX-Junior Team
31	279	Krupke	Jack	GER-frankfurt (oder)	SUZUKI	
32	315	Lynggaard	Rasmus	DEN-ERSLER	KAWASAKI	PFEIL KAWASAKI YOUNGSTER TEAM
33	342	Poppe	Jens	BEL-Beveren-Waas	KTM	
34	190	Neurauter	Lukas	AUT-Sautens	KTM	MSC-Rietz
35	137	Wiards	Jan	GER-Norden	KTM	
36	125	Karner	Philipp	AUT-Prinzersadorf	KTM	
37	191	Reuther	Marcel	GER-Pleidelsheim	KTM	KTM Kosak-Racing
38	344	Simon	Steffen	GER-Lastrup	KAWASAKI	PFEIL KAWASAKI YOUNGSTER TEAM
39	78	Corneth	Jaap	NED-Baarlo	KTM	Frentec - Champ MX Team
40	100	Büttner	Stephan	GER-Schkölen	KAWASAKI	Kawasaki Elf Team Pfeil
41	163	Kristensen	Kasper	DEN-vodskov	KAWASAKI	KK Racing
42	723	Sievers	Marius	GER-Wolfsburg	HONDA	K+W Double EE Honda
43	240	Cervenka	Ladislav	CZE-AS	KTM	KTM Sarholz Racing Team
44	133	Burenko	Andriy	UKR-Chernivtsi	SUZUKI	

Announcements

These results are provisional until the conclusion of any judicial and technical matters

From position 77 not qualified for last chance heat

Timekeeping Tina Krlitschka:

Clerk of the course Christian Kunze:

Steward Olaf Noack:

Reg. Nr MX 06-10

Printed: 2010-04-17 14:47:06

posted at: h

Orbits 4

www.amb-it.com

www.mylaps.com

Licensed to: Motorsport Events

Page 1/2



ADAC MX Masters Fürstlich Drehna 2010

MX Youngster Cup

Fürstlich Drehna 1,837 Km

Total Qualifying

Pos	No.	Last Name	First Name	Nat./Hometown	Trademark	Entrant/Team
45	206	Hutchinson	Daniel	GBR-Winterswijk	KTM	
46	899	Gehrke	Nils	GER-Kaltenholzhausen	SUZUKI	Steuck Suzuki
47	80	Dechet	Frank	GER-Roth	KTM	KTM Kosak-Racing
48	281	Simon	Toni	GER-Mittenwalde	KTM	Team - GEKATEC
49	146	Frick	Felix	GER-Plate	HONDA	K+W Double EE Honda
50	55	Kleylein	Maximilian	GER-Marktrodach	TM	TM RACING DEUTSCHLAND
51	131	Ekerold	Bernhard	GER-Weiskirchen	KTM	Bodo Schmidt Motorsport
52	121	Picoto	Angelo	RSA-Stolberg	SUZUKI	JONG-FORCE RACING
53	59	Mundhenk	Jon	GER-Bokel	KTM	TEAM RACE DIRECT WEHRMANN
54	84	Polenov	Alexander	RUS-GRÜNHEIDE	KAWASAKI	PFEIL-KAWASAKI-YOUNGSTER-TEAM
55	142	Plessers	Mathias	BEL-landen	KTM	
56	41	Dechet	Matthias	GER-Roth	KTM	KTM Kosak-Racing
57	401	Ender	Andre	GER-Langenfeld	KAWASAKI	Motorradspport Straub
58	144	Hage	Stefan	NED-GOES	KTM	MOTOR 2000 Heinkenszand
59	184	Klebe	Kevin	GER-Seevetal	HONDA	Inndorf-Mx-Sports
60	185	Winter	Markus	GER-giersleben	KTM	ktm-team-boettcher
61	218	Linke	Tobias	GER-Berlin	KTM	KTM GST Berlin Racing Team
62	95	Blömer	Nigel	NED-geesteren ov	TM	mx twente
63	712	Neubauer	Danny	GER-Cunersdorf	KAWASAKI	Team MX-Point.de
64	182	Damianik	Stefan	AUT-Neunkirchen	KAWASAKI	Factory Team Damianik
65	318	Schürer	Alfred	GER-Langenbernsdorf	KAWASKI	Motorradspport Straub
66	556	Kaergaard	Sebastian	DEN-Jerslev Denmark	KAWASAKI	
67	174	Fritzsche	Patrick	GER-Oschatz	KAWASAKI	Pfeil Kawaski Youngster Team
68	148	Wolf	Jonas	GER-Bad Wurzach	SUZUKI	Team-Teka-Suzuki-Motorrad Waldmann
69	201	Stefanidis	Stefanos	GRE-Rheinberg	KTM	
70	173	Wünsche	Franziskus	GER-Klüden	KTM	Team Böttcher KTM
71	751	Joppich	Dominik	GER-Neubiberg	HONDA	Team Honda Waldmann
72	217	Moser	Paul	AUT-Neumarkt	YAMAHA	Chilli-X Judenburg
73	295	Streichsbier	Lukas	GER-Zirndorf	KTM	ADAC Team Nordbayern e.V.
74	362	Kaschny	Michel	GER-Borstel-Hohenraden	KTM	TTW-Castrol racing team
75	357	Ward	Bradley	GBR-Goole	KAWASAKI	Sturm Racing
76	251	Schwarz	Manuel	GER-Markt Einersheim	KAWASAKI	Sturm Racing Team
77	186	Sten	Jeppe	DEN-vestbjerg	KAWASAKI	KK Racing
78	234	Frank	Stefan	GER-Königsbrunn	KAWASAKI	Sturm Racing Team
79	323	Vasicek	Jiri	CZE-Horni Stankov	KTM	SCHREMS RACING TEAM
80	269	Börsch	Philipp	GER-Bad Rappenau	KTM	KTM Kosak Racing
81	512	Schadeck	Martin	GER-Wurzen	HONDA	
82	208	Hansen	Martin	DEN-Guldborg Denmark	SUZUKI	
83	54	Winkle	Kevin	GER-Murrhardt	KAWASAKI	Winkle Racing
84	195	Streichsbier	Georg	GER-Zirndorf	KTM	ADAC Team Nordbayern e.V.
85	724	Gnann	Tobias	GER-Rammingen	KTM	
86	70	Wehrmann	Timo	GER-Soltau / Harber	KTM	TEAM RACE DIRECT WEHRMANN
87	111	Dörr	Rainer	GER-Monheim	KTM	Vectra Racing Team Rumänien
88	202	Nedved	Jonas	CZE-Stary Plzenec	KAWASAKI	SCHREMS RACING TEAM

Announcements

These results are provisional until the conclusion of any judicial and technical matters

From position 77 not qualified for last chance heat

Timekeeping Tina Krlitschka:

Clerk of the course Christian Kunze:

Steward Olaf Noack:

Reg. Nr MX 06-10

Printed: 2010-04-17 14:47:06

posted at: h

Orbits 4

www.amb-it.com

www.mylaps.com

Licensed to: Motorsport Events

Page 2/2

Int. ADAC MX MASTERS Fürstlich Drehna 17.-18. April 2010
Class 2 MX-Youngster-Cup
Tracklength: 1.837 m
Startgrid MX-Youngster-Cup Last Chance
Start-Time: 17th of April 16h20

Pos.	No.	Name	FNM	Nat./Hometown	Trademark	Entrant / Team
1	137	Wiards, Jan	DMSB	GER-Norden	KTM	
2	125	Karner, Philipp	OeAMTC	AUT-Prinzersdorf	KTM	
3	191	Reuther, Marcel	DMSB	GER-Pleidelsheim	KTM	KTM Kosak-Racing
4	344	Simon, Steffen	DMSB	GER-Lastrup	KAWASAKI	PFEIL KAWASAKI YOUNGSTER TEAM
5	78	Corneth, Jaap	KNMV	NED-Baarlo	KTM	Frentec - Champ MX Team
6	100	Büttner, Stephan	DMSB	GER-Schkölen	KAWASAKI	Kawasaki Elf Team Pfeil
7	163	Kristensen, Kasper	DMU	DEN-vodskov	KAWASAKI	KK Racing
8	723	Sievers, Marius	DMSB	GER-Wolfsburg	HONDA	K+W Double EE Honda
9	240	Cervenka, Ladislav	ACCR	CZE-AS	KTM	KTM Sarholz Racing Team
10	133	Burenko, Andriy	FMU	UKR-Chernivtsi	SUZUKI	
11	206	Hutchinson, Daniel	KNMV	GBR-Winterswijk	KTM	
12	899	Gehrke, Nils	DMSB	GER-Kaltenholzhausen	SUZUKI	Steuck Suzuki
13	80	Dechet, Frank	DMSB	GER-Roth	KTM	KTM Kosak-Racing
14	281	Simon, Toni	DMSB	GER-Mittenwalde	KTM	Team - GEKATEC
15	146	Frick, Felix	DMSB	GER-Plate	HONDA	K+W Double EE Honda
16	55	Kleylein, Maximilian	DMSB	GER-Marktrodach	TM	TM RACING DEUTSCHLAND
17	131	Ekerold, Bernhard	DMSB	GER-Weiskirchen	KTM	Bodo Schmidt Motorsport
18	121	Picoto, Angelo	MSA	RSA-Stolberg	SUZUKI	JONG-FORCE RACING
19	59	Mundhenk, Jon	DMSB	GER-Bokel	KTM	TEAM RACE DIRECT WEHRMANN
20	84	Polenov, Alexander	DMSB	RUS-GRÜNHEIDE	KAWASAKI	PFEIL-KAWASAKI-YOUNGSTER-TEAM
21	142	Plessers, Mathias	FMB	BEL-landen	KTM	
22	41	Dechet, Matthias	DMSB	GER-Roth	KTM	KTM Kosak-Racing
23	401	Ender, Andre	DMSB	GER-Langenfeld	KAWASAKI	Motorradspport Straub
24	144	Hage, Stefan	KNMV	NED-GOES	KTM	MOTOR 2000 Heinkenszand
25	184	Klebe, Kevin	DMSB	GER-Seevetal	HONDA	Inndorf-Mx-Sports
26	185	Winter, Markus	DMSB	GER-giersleben	KTM	ktm-team-boettcher
27	218	Linke, Tobias	DMSB	GER-Berlin	KTM	KTM GST Berlin Racing Team
28	95	Blömer, Nigel	MUL	NED-geesteren ov	TM	mx twente
29	712	Neubauer, Danny	DMSB	GER-Cunersdorf	KAWASAKI	Team MX-Point.de
30	182	Damianik, Stefan	OeAMTC	AUT-Neunkirchen	KAWASAKI	Factory Team Damianik
31	318	Schürer, Alfred	DMSB	GER-Langenbernsdorf	KAWASKI	Motorradspport Straub
32	556	Kaergaard, Sebastian	DMU	DEN-Jerslev Denmark	KAWASAKI	
33	174	Fritzsche, Patrick	DMSB	GER-Oschatz	KAWASAKI	Pfeil Kawaski Youngster Team
34	148	Wolf, Jonas	DMSB	GER-Bad Wurzach	SUZUKI	Team-Teka-Suzuki-Motorrad Waldmann
35	201	Stefanidis, Stefanos	DMSB	GRE-Rheinberg	KTM	
36	173	Wünsche, Franziskus	DMSB	GER-Klüden	KTM	Team Böttcher KTM
37	751	Joppich, Dominik	DMSB	GER-Neubiberg	HONDA	Team Honda Waldmann
38	217	Moser, Paul	OeAMTC	AUT-Neumarkt	YAMAHA	Chilli-X Judenburg
39	295	Streichsbier, Lukas	DMSB	GER-Zirndorf	KTM	ADAC Team Nordbayern e.V.
40	362	Kaschny, Michel	DMSB	GER-Borstel-Hohenraden	KTM	TTW-Castrol racing team
Reserve						
1	357	Ward, Bradley	ACU	GBR-Goole	KAWASAKI	Sturm Racing
2	251	Schwarz, Manuel	DMSB	GER-Markt Einersheim	KAWASAKI	Sturm Racing Team

Announcements: These results are provisional until the conclusion of any judicial and technical matters

Clerk of the course Christoph Kunze:

Jury President Olaf Noack:

Timekeeping Tina Krlitschka:

Posted at: h

Printed: 17.04.2010 15:04



ADAC MX Masters Fürstlich Drehna 2010

MX Youngster Cup

Fürstlich Drehna 1,837 Km

Last Chance Race

2010-04-17 16:20

Race (15:00 and 2 Laps) started at 16:41:07

Pos	No.	Name	FNM	Nat./Hometown	Trademark	Entrant/Team	Laps	Total Tm	Diff	Best Tm 1 Lap	Points	
1	100	Stephan Büttner	DMSB	GER-Schkölen	KAWASAKI	Kawasaki Elf Team Pfeil	10	19:55.957		2:03.119	2	0
2	142	Mathias Plessers	FMB	BEL-landen	KTM		10	19:58.693	2.736	2:05.862	5	0
3	137	Jan Wiards	DMSB	GER-Norden	KTM		10	19:59.656	3.699	2:05.834	2	0
4	78	Jaap Corneth	KNMV	NED-Baarlo	KTM	Frentec - Champ MX Team	10	20:09.268	13.311	2:06.134	4	0
5	217	Paul Moser	OeAMTC	AUT-Neumarkt	YAMAHA	Chilli-X Judenburg	10	20:10.987	15.030	2:05.320	2	0
6	191	Marcel Reuther	DMSB	GER-Pleidelsheim	KTM	KTM Kosak-Racing	10	20:13.470	17.513	2:06.670	2	0
7	206	Daniel Hutchinson	KNMV	GBR-Winterswijk	KTM		10	20:13.843	17.886	2:03.768	2	0
8	218	Tobias Linke	DMSB	GER-Berlin	KTM	KTM GST Berlin Racing Team	10	20:17.005	21.048	2:07.390	6	0
9	723	Marius Sievers	DMSB	GER-Wolfsburg	HONDA	K+W Double EE Honda	10	20:17.015	21.058	2:06.368	2	0
10	344	Steffen Simon	DMSB	GER-Lastrup	KAWASAKI	PFEIL KAWASAKI YOUNGSTE	10	20:19.052	23.095	2:06.624	4	0
11	240	Ladislav Cervenka	ACCR	CZE-AS	KTM	KTM Sarholz Racing Team	10	20:33.882	37.925	2:09.229	4	0
12	146	Felix Frick	DMSB	GER-Plate	HONDA	K+W Double EE Honda	10	20:34.799	38.842	2:08.310	3	0
13	185	Markus Winter	DMSB	GER-giersleben	KTM	ktm-team-boettcher	10	20:35.618	39.661	2:08.014	5	0
14	125	Philipp Karner	OeAMTC	AUT-Prinzersdorf	KTM		10	20:36.719	40.762	2:08.806	5	0
15	133	Andriy Burenko	FMU	UKR-Chernivtsi	SUZUKI		10	20:36.930	40.973	2:07.799	6	0
16	131	Bernhard Ekerold	DMSB	GER-Weiskirchen	KTM	Bodo Schmidt Motorsport	10	20:38.046	42.089	2:07.204	4	0
17	281	Toni Simon	DMSB	GER-Mittenwalde	KTM	Team - GEKATEC	10	20:42.954	46.997	2:08.501	7	0
18	84	Alexander Polenov	DMSB	RUS-GRÜNHEIDE	KAWASAKI	PFEIL-KAWASAKI-YOUNGSTE	10	20:47.688	51.731	2:07.729	5	0
19	163	Kasper Kristensen	DMU	DEN-vodskov	KAWASAKI	KK Racing	10	20:48.785	52.828	2:09.416	3	0
20	121	Angelo Picoto	MSA	RSA-Stolberg	SUZUKI	JONG-FORCE RACING	10	20:50.348	54.391	2:05.279	3	0
21	41	Matthias Dechet	DMSB	GER-Roth	KTM	KTM Kosak-Racing	10	20:53.564	57.607	2:08.872	10	0
22	173	Franziskus Wünsche	DMSB	GER-Klüden	KTM	Team Böttcher KTM	10	20:55.799	59.842	2:09.960	4	0
23	174	Patrick Fritzsche	DMSB	GER-Oschatz	KAWASAKI	Pfeil Kawaski Youngster Tearr	10	21:05.742	1:09.785	2:09.815	3	0
24	59	Jon Mundhenk	DMSB	GER-Bokel	KTM	TEAM RACE DIRECT WEHRM.	10	21:06.738	1:10.781	2:08.058	3	0
25	318	Alfred Schürer	DMSB	GER-Langenbernsdorf	KAWASKI	Motorradsport Straub	10	21:22.848	1:26.891	2:12.721	7	0
26	357	Bradley Ward	ACU	GBR-Goole	KAWASAKI	Sturm Racing	10	21:30.484	1:34.527	2:13.318	4	0
27	148	Jonas Wolf	DMSB	GER-Bad Wurzach	SUZUKI	Team-Teka-Suzuki-Motorrad v	10	21:53.526	1:57.569	2:15.907	2	0
28	751	Dominik Joppich	DMSB	GER-Neubiberg	HONDA	Team Honda Waldmann	10	22:01.251	2:05.294	2:11.608	3	0
29	201	Stefanos Stefanidis	DMSB	GRE-Rheinberg	KTM		9	20:26.167	1 Lap	2:14.061	2	0
Not qualified (75% = 8 Laps)												
184		Kevin Klebe	DMSB	GER-Seevetal	HONDA	Inndorf-Mx-Sports	5	9:39.855	DNF	2:06.930	2	0
712		Danny Neubauer	DMSB	GER-Cunersdorf	KAWASAKI	Team MX-Point.de	5	10:16.440	DNF	2:14.104	3	0
362		Michel Kaschny	DMSB	GER-Borstel-Hohenrad	KTM	TTW-Castrol racing team	4	7:42.521	DNF	2:12.386	3	0
144		Stefan Hage	KNMV	NED-GOES	KTM	MOTOR 2000 Heinkenszand	4	8:39.908	DNF	2:09.645	1	0
899		Nils Gehrke	DMSB	GER-Kaltenholzhausen	SUZUKI	Steuck Suzuki	3	5:16.536	DNF	2:07.463	2	0
55		Maximilian Kleylein	DMSB	GER-Marktrodach	TM	TM RACING DEUTSCHLAND	3	5:23.855	DNF	2:09.097	2	0
401		Andre Ender	DMSB	GER-Langenfeld	KAWASAKI	Motorradsport Straub	3	6:12.013	DNF	2:15.773	2	0
80		Frank Dechet	DMSB	GER-Roth	KTM	KTM Kosak-Racing	2	3:04.148	DNF	2:07.795	2	0
556		Sebastian Kaergaard	DMU	DEN-Jerslev Denmark	KAWASAKI		2	3:17.308	DNF	2:13.871	2	0

Announcements

These results are provisional until the conclusion of any judicial and technical matters

Started: 38 Classified: 29 Not classified: 9

Margin of Victory	Ø km/h	Best Lap Tm	km/h	Best Lap by
2.736	55,296	2:03.119	53,714	100 - Stephan Büttner

Orbits 4

Timekeeping Tina Krlitschka:

Clerk of the course Christop Kunze:

www.amb-it.com

www.mylaps.com

Steward Olaf Noack:

Reg. Nr MX 06-10

Licensed to: Motorsport Events

Printed: 2010-04-17 17:06:05

posted at: h



ADAC MX Masters Fürstlich Drehna 2010

MX Youngster Cup

Fürstlich Drehna 1,837 Km

Last Chance Race

2010-04-17 16:20

Race (15:00 and 2 Laps) started at 16:41:07

Lap	Lap Tm	Diff	Time of Day
(100) Stephan Büttner			
1	48.507	-1:14.612	16:42:00.355
2	2:03.119		16:44:03.474
3	2:04.395	+1.276	16:46:07.869
4	2:05.417	+2.298	16:48:13.286
5	2:07.222	+4.103	16:50:20.508
6	2:09.146	+6.027	16:52:29.654
7	2:08.515	+5.396	16:54:38.169
8	2:08.005	+4.886	16:56:46.174
9	2:09.776	+6.657	16:58:55.950
10	2:07.743	+4.624	17:01:03.693

Lap	Lap Tm	Diff	Time of Day
(142) Mathias Plessers			
1	53.069	-1:12.793	16:42:05.145
2	2:07.043	+1.181	16:44:12.188
3	2:06.518	+0.656	16:46:18.706
4	2:07.922	+2.060	16:48:26.628
5	2:05.862		16:50:32.490
6	2:06.141	+0.279	16:52:38.631
7	2:08.225	+2.363	16:54:46.856
8	2:06.556	+0.694	16:56:53.412
9	2:06.037	+0.175	16:58:59.449
10	2:06.980	+1.118	17:01:06.429

Lap	Lap Tm	Diff	Time of Day
(137) Jan Wiards			
1	49.956	-1:15.878	16:42:01.955
2	2:05.834		16:44:07.789
3	2:06.764	+0.930	16:46:14.553
4	2:06.578	+0.744	16:48:21.131
5	2:07.826	+1.992	16:50:28.957
6	2:08.215	+2.381	16:52:37.172
7	2:08.825	+2.991	16:54:45.997
8	2:08.063	+2.229	16:56:54.060
9	2:06.341	+0.507	16:59:00.401
10	2:06.991	+1.157	17:01:07.392

Lap	Lap Tm	Diff	Time of Day
(78) Jaap Corneth			
1	50.690	-1:15.444	16:42:02.713
2	2:06.574	+0.440	16:44:09.287
3	2:07.490	+1.356	16:46:16.777
4	2:06.134		16:48:22.911
5	2:07.901	+1.767	16:50:30.812
6	2:07.076	+0.942	16:52:37.888
7	2:09.845	+3.711	16:54:47.733
8	2:09.780	+3.646	16:56:57.513
9	2:10.020	+3.886	16:59:07.533
10	2:09.471	+3.337	17:01:17.004

Lap	Lap Tm	Diff	Time of Day
(217) Paul Moser			
1	47.707	-1:17.613	16:41:59.868
2	2:05.320		16:44:05.188
3	2:07.295	+1.975	16:46:12.483
4	2:07.494	+2.174	16:48:19.977
5	2:07.963	+2.643	16:50:27.940
6	2:08.462	+3.142	16:52:36.402
7	2:09.190	+3.870	16:54:45.592
8	2:10.990	+5.670	16:56:56.582
9	2:10.516	+5.196	16:59:07.098
10	2:11.625	+6.305	17:01:18.723

Lap	Lap Tm	Diff	Time of Day
(191) Marcel Reuther			
1	2:07.772	+1.102	16:44:13.517
2	2:06.670		16:46:20.187
3	2:08.443	+1.773	16:48:28.630
4	2:08.177	+1.507	16:50:36.807

Lap	Lap Tm	Diff	Time of Day
5	2:09.049	+2.379	16:52:45.856
6	2:07.916	+1.246	16:54:53.772
7	2:09.323	+2.653	16:57:03.095
8	2:09.167	+2.497	16:59:12.262
9	2:08.944	+2.274	17:01:21.206

Lap	Lap Tm	Diff	Time of Day
(206) Daniel Hutchinson			
1	46.885	-1:16.883	16:41:58.808
2	2:03.768		16:44:02.576
3	2:07.859	+4.091	16:46:10.435
4	2:07.904	+4.136	16:48:18.339
5	2:08.744	+4.976	16:50:27.083
6	2:09.738	+5.970	16:52:36.821
7	2:10.934	+7.166	16:54:47.755
8	2:12.675	+8.907	16:57:00.430
9	2:11.173	+7.405	16:59:11.603
10	2:09.976	+6.208	17:01:21.579

Lap	Lap Tm	Diff	Time of Day
(218) Tobias Linke			
1	55.336	-1:12.054	16:42:07.503
2	2:09.086	+1.696	16:44:16.589
3	2:08.004	+0.614	16:46:24.593
4	2:08.984	+1.594	16:48:33.577
5	2:09.203	+1.813	16:50:42.780
6	2:07.390		16:52:50.170
7	2:07.432	+0.042	16:54:57.602
8	2:08.149	+0.759	16:57:05.751
9	2:09.202	+1.812	16:59:14.953
10	2:09.788	+2.398	17:01:24.741

Lap	Lap Tm	Diff	Time of Day
(723) Marius Sievers			
1	49.191	-1:17.177	16:42:01.073
2	2:06.368		16:44:07.441
3	2:10.608	+4.240	16:46:18.049
4	2:08.219	+1.851	16:48:26.268
5	2:09.869	+3.501	16:50:36.137
6	2:08.395	+2.027	16:52:44.532
7	2:10.222	+3.854	16:54:54.754
8	2:09.797	+3.429	16:57:04.551
9	2:10.288	+3.920	16:59:14.839
10	2:09.912	+3.544	17:01:24.751

Lap	Lap Tm	Diff	Time of Day
(344) Steffen Simon			
1	58.281	-1:08.343	16:42:10.429
2	2:10.498	+3.874	16:44:20.927
3	2:07.832	+1.208	16:46:28.759
4	2:06.624		16:48:35.383
5	2:08.791	+2.167	16:50:44.174
6	2:07.996	+1.372	16:52:52.170
7	2:07.048	+0.424	16:54:59.218
8	2:08.700	+2.076	16:57:07.918
9	2:07.690	+1.066	16:59:15.608
10	2:11.180	+4.556	17:01:26.788

Lap	Lap Tm	Diff	Time of Day
(240) Ladislav Cervenka			
1	2:10.581	+1.352	16:44:17.232
2	2:10.519	+1.290	16:46:27.751
3	2:11.754	+2.525	16:48:39.505
4	2:09.229		16:50:48.734
5	2:10.137	+0.908	16:52:58.871
6	2:09.446	+0.217	16:55:08.317
7	2:09.370	+0.141	16:57:17.687
8	2:11.457	+2.228	16:59:29.144
9	2:12.474	+3.245	17:01:41.618

Lap	Lap Tm	Diff	Time of Day
(146) Felix Frick			

Lap	Lap Tm	Diff	Time of Day
1	57.656	-1:10.654	16:42:10.042
2	2:09.638	+1.328	16:44:19.680
3	2:08.310		16:46:27.990
4	2:09.589	+1.279	16:48:37.579
5	2:09.894	+1.584	16:50:47.473
6	2:10.656	+2.346	16:52:58.129
7	2:10.744	+2.434	16:55:08.873
8	2:10.995	+2.685	16:57:19.868
9	2:11.499	+3.189	16:59:31.367
10	2:11.168	+2.858	17:01:42.535

Lap	Lap Tm	Diff	Time of Day
(185) Markus Winter			
1	59.351	-1:08.663	16:42:11.753
2	2:11.410	+3.396	16:44:23.163
3	2:10.261	+2.247	16:46:33.424
4	2:09.816	+1.802	16:48:43.240
5	2:08.014		16:50:51.254
6	2:10.182	+2.168	16:53:01.436
7	2:09.471	+1.457	16:55:10.907
8	2:09.963	+1.949	16:57:20.870
9	2:11.216	+3.202	16:59:32.086
10	2:11.268	+3.254	17:01:43.354

Lap	Lap Tm	Diff	Time of Day
(125) Philipp Karner			
1	59.125	-1:09.681	16:42:11.399
2	2:12.882	+4.076	16:44:24.281
3	2:09.660	+0.854	16:46:33.941
4	2:10.195	+1.389	16:48:44.136
5	2:08.806		16:50:52.942
6	2:09.555	+0.749	16:53:02.497
7	2:10.101	+1.295	16:55:12.598
8	2:10.423	+1.617	16:57:23.021
9	2:10.511	+1.705	16:59:33.532
10	2:10.923	+2.117	17:01:44.455

Lap	Lap Tm	Diff	Time of Day
(133) Andriy Burenko			
1	1:02.204	-1:05.595	16:42:14.569
2	2:13.214	+5.415	16:44:27.783
3	2:09.066	+1.267	16:46:36.849
4	2:10.476	+2.677	16:48:47.325
5	2:09.131	+1.332	16:50:56.456
6	2:07.799		16:53:04.255
7	2:08.864	+1.065	16:55:13.119
8	2:08.486	+0.687	16:57:21.605
9	2:13.920	+6.121	16:59:35.525
10	2:09.141	+1.342	17:01:44.666

Lap	Lap Tm	Diff	Time of Day
(131) Bernhard Ekerold			
1	1:10.697	-56.507	16:42:22.779
2	2:09.122	+1.918	16:44:31.901
3	2:08.991	+1.787	16:46:40.892
4	2:07.204		16:48:48.096
5	2:09.161	+1.957	16:50:57.257
6	2:08.876	+1.672	16:53:06.133
7	2:12.324	+5.120	16:55:18.457
8	2:08.739	+1.535	16:57:27.196
9	2:07.574	+0.370	16:59:34.770
10	2:11.012	+3.808	17:01:45.782

Lap	Lap Tm	Diff	Time of Day
(281) Toni Simon			
1	1:03.308	-1:05.193	16:42:15.846
2	2:13.683	+5.182	16:44:29.529
3	2:10.257	+1.756	16:46:39.786
4	2:10.981	+2.480	16:48:50.767
5	2:10.402	+1.901	16:51:01.169
6	2:09.802	+1.301	16:53:10.971

Orbits 4

Timekeeping Tina Krlitschka:

Clerk of the course Christop Kunze:

Steward Olaf Noack:

Reg. Nr MX 06-10

Licensed to: Motorsport Events

Printed: 2010-04-17 17:06:55

posted at: h



ADAC MX Masters Fürstlich Drehna 2010

MX Youngster Cup

Fürstlich Drehna 1,837 Km

Last Chance Race

2010-04-17 16:20

Race (15:00 and 2 Laps) started at 16:41:07

Lap	Lap Tm	Diff	Time of Day
7	2:08.501		16:55:19.472
8	2:11.329	+2.828	16:57:30.801
9	2:11.299	+2.798	16:59:42.100
10	2:08.590	+0.089	17:01:50.690

(84) Alexander Polenov

1	1:00.315	-1:07.414	16:42:12.797
2	2:12.084	+4.355	16:44:24.881
3	2:09.464	+1.735	16:46:34.345
4	2:11.609	+3.880	16:48:45.954
5	2:07.729		16:50:53.683
6	2:09.833	+2.104	16:53:03.516
7	2:12.523	+4.794	16:55:16.039
8	2:10.663	+2.934	16:57:26.702
9	2:14.013	+6.284	16:59:40.715
10	2:14.709	+6.980	17:01:55.424

(163) Kasper Kristensen

1	1:00.542	-1:08.874	16:42:12.628
2	2:13.794	+4.378	16:44:26.422
3	2:09.416		16:46:35.838
4	2:10.220	+0.804	16:48:46.058
5	2:09.554	+0.138	16:50:55.612
6	2:12.070	+2.654	16:53:07.682
7	2:09.850	+0.434	16:55:17.532
8	2:12.284	+2.868	16:57:29.816
9	2:13.319	+3.903	16:59:43.135
10	2:13.386	+3.970	17:01:56.521

(121) Angelo Picoto

1	50.839	-1:14.440	16:42:03.010
2	2:05.298	+0.019	16:44:08.308
3	2:05.279		16:46:13.587
4	2:06.971	+1.692	16:48:20.558
5	2:09.320	+4.041	16:50:29.878
6	2:44.349	+39.070	16:53:14.227
7	2:11.389	+6.110	16:55:25.616
8	2:09.447	+4.168	16:57:35.063
9	2:11.845	+6.566	16:59:46.908
10	2:11.176	+5.897	17:01:58.084

(41) Matthias Dechet

1	1:17.194	-51.678	16:42:29.965
2	2:10.440	+1.568	16:44:40.405
3	2:09.142	+0.270	16:46:49.547
4	2:10.760	+1.888	16:49:00.307
5	2:09.941	+1.069	16:51:10.248
6	2:11.489	+2.617	16:53:21.737
7	2:10.370	+1.498	16:55:32.107
8	2:11.179	+2.307	16:57:43.286
9	2:09.142	+0.270	16:59:52.428
10	2:08.872		17:02:01.300

(173) Franziskus Wünsch

1	1:00.879	-1:09.081	16:42:13.797
2	2:18.922	+8.962	16:44:32.719
3	2:11.688	+1.728	16:46:44.407
4	2:09.960		16:48:54.367
5	2:10.501	+0.541	16:51:04.868
6	2:10.732	+0.772	16:53:15.600
7	2:12.159	+2.199	16:55:27.759
8	2:10.814	+0.854	16:57:38.573
9	2:10.862	+0.902	16:59:49.435
10	2:14.100	+4.140	17:02:03.535

(174) Patrick Fritzsche

1	1:00.315	-1:07.414	16:42:12.797
2	2:12.084	+4.355	16:44:24.881
3	2:09.464	+1.735	16:46:34.345
4	2:11.609	+3.880	16:48:45.954
5	2:07.729		16:50:53.683
6	2:09.833	+2.104	16:53:03.516
7	2:12.523	+4.794	16:55:16.039
8	2:10.663	+2.934	16:57:26.702
9	2:14.013	+6.284	16:59:40.715
10	2:14.709	+6.980	17:01:55.424

Lap	Lap Tm	Diff	Time of Day
1	1:01.035	-1:08.780	16:42:13.465
2	2:15.835	+6.020	16:44:29.300
3	2:09.815		16:46:39.115
4	2:11.296	+1.481	16:48:50.411
5	2:10.208	+0.393	16:51:00.619
6	2:14.083	+4.268	16:53:14.702
7	2:14.567	+4.752	16:55:29.269
8	2:13.850	+4.035	16:57:43.119
9	2:17.559	+7.744	17:00:00.678
10	2:12.800	+2.985	17:02:13.478

(59) Jon Mundhenk

1	57.153	-1:10.905	16:42:09.502
2	2:12.581	+4.523	16:44:22.083
3	2:08.058		16:46:30.141
4	2:10.074	+2.016	16:48:40.215
5	2:09.014	+0.956	16:50:49.229
6	2:10.865	+2.807	16:53:00.094
7	2:27.702	+19.644	16:55:27.796
8	2:13.901	+5.843	16:57:41.697
9	2:17.397	+9.339	16:59:59.094
10	2:15.380	+7.322	17:02:14.474

(318) Alfred Schürer

1	1:02.299	-1:10.422	16:42:14.675
2	2:18.697	+5.976	16:44:33.372
3	2:15.855	+3.134	16:46:49.227
4	2:14.299	+1.578	16:49:03.526
5	2:13.255	+0.534	16:51:16.781
6	2:13.828	+1.107	16:53:30.609
7	2:12.721		16:55:43.330
8	2:14.775	+2.054	16:57:58.105
9	2:15.082	+2.361	17:00:13.187
10	2:17.397	+4.676	17:02:30.584

(357) Bradley Ward

1	53.339	-1:19.979	16:42:05.487
2	2:18.288	+4.970	16:44:23.775
3	2:19.448	+6.130	16:46:43.223
4	2:13.318		16:48:56.541
5	2:16.307	+2.989	16:51:12.848
6	2:17.002	+3.684	16:53:29.850
7	2:16.154	+2.836	16:55:46.004
8	2:17.597	+4.279	16:58:03.601
9	2:15.615	+2.297	17:00:19.216
10	2:19.004	+5.686	17:02:38.220

(148) Jonas Wolf

1	58.133	-1:17.774	16:42:10.617
2	2:15.907		16:44:26.524
3	2:16.421	+0.514	16:46:42.945
4	2:16.814	+0.907	16:48:59.759
5	2:18.592	+2.685	16:51:18.351
6	2:19.262	+3.355	16:53:37.613
7	2:19.627	+3.720	16:55:57.240
8	2:20.838	+4.931	16:58:18.078
9	2:21.933	+6.026	17:00:40.011
10	2:21.251	+5.344	17:03:01.262

(751) Dominik Joppich

1	58.082	-1:13.526	16:42:10.405
2	2:48.896	+37.288	16:44:59.301
3	2:11.608		16:47:10.909
4	2:14.482	+2.874	16:49:25.391
5	2:13.309	+1.701	16:51:38.700
6	2:16.663	+5.055	16:53:55.363

Lap	Lap Tm	Diff	Time of Day
7	2:16.343	+4.735	16:56:11.706
8	2:17.762	+6.154	16:58:29.468
9	2:18.530	+6.922	17:00:47.998
10	2:20.989	+9.381	17:03:08.987

(201) Stefanos Stefanidis

1	1:35.828	-38.233	16:42:48.846
2	2:14.061		16:45:02.907
3	2:14.841	+0.780	16:47:17.748
4	2:16.982	+2.921	16:49:34.730
5	2:17.119	+3.058	16:51:51.849
6	2:17.246	+3.185	16:54:09.095
7	2:18.609	+4.548	16:56:27.704
8	2:20.825	+6.764	16:58:48.529
9	2:45.374	+31.313	17:01:33.903

(184) Kevin Klebe

1	51.921	-1:15.009	16:42:04.193
2	2:06.930		16:44:11.123
3	2:08.854	+1.924	16:46:19.977
4	2:12.176	+5.246	16:48:32.153
5	2:15.438	+8.508	16:50:47.591

(712) Danny Neubauer

1	1:03.213	-1:10.891	16:42:15.269
2	2:16.720	+2.616	16:44:31.989
3	2:14.104		16:46:46.093
4	2:16.195	+2.091	16:49:02.288
5	2:21.888	+7.784	16:51:24.176

(362) Michel Kaschny

1	54.536	-1:17.850	16:42:06.791
2	2:13.815	+1.429	16:44:20.606
3	2:12.386		16:46:32.992
4	2:17.265	+4.879	16:48:50.257

(144) Stefan Hage

1	2:09.645		16:44:18.572
2	3:00.359	+50.714	16:47:18.931
3	2:28.713	+19.068	16:49:47.644

(899) Nils Gehrke

1	55.729	-1:11.734	16:42:07.998
2	2:07.463		16:44:15.461
3	2:08.811	+1.348	16:46:24.272

(55) Maximilian Kleylein

1	56.497	-1:12.600	16:42:08.703
2	2:09.097		16:44:17.800
3	2:13.791	+4.694	16:46:31.591

(401) Andre Ender

1	1:00.066	-1:15.707	16:42:12.292
2	2:15.773		16:44:28.065
3	2:51.684	+35.911	16:47:19.749

(80) Frank Dechet

1	52.081	-1:15.714	16:42:04.089
2	2:07.795		16:44:11.884

(556) Sebastian Kaergaard

1	58.858	-1:15.013	16:42:11.173
2	2:13.871		16:44:25.044

Krlitschka

Int. ADAC MX MASTERS Fürstlich Drehna 17.-18. April 2010
Class 2 MX-Youngster-Cup
Tracklength: 1.837 m
Startgrid MX-Youngster-Cup 1st and 2nd Heat
Start-Time: 18th of April 13h00 / 15h30

Pos.	No.	Name	FNM	Nat./Hometown	Trademark	Entrant / Team
1	49	Ullrich, Dennis	DMSB	GER-Rammingen	HONDA	Team Honda Waldmann
2	79	Oldekamp, Lars	DMSB	GER-Emlichheim	KTM	SILENT SPORT TEAM
3	215	Lynggaard, Kasper	DMU	DEN-ERSLER	KAWASAKI	PFEIL KAWASAKI YOUNGSTER TEAM
4	336	Olsen, Stefan Kjer	DMU	DEN-Sønderborg	SUZUKI	
5	122	Volber, Hannes	DMSB	GER-Schenkenhorst	HONDA	Kalli Racing Team
6	727	Maillard, Boris	DMSB	FRA-GIGNAC	KAWASAKI	PFEIL KAWASAKI YOUNGSTER TEAM
7	824	Kouwenberg, Nick	KNMV	NED-ELSHOUT	SUZUKI	Team MotoWash – Laurence Motors
8	44	Uhlig, Jan	DMSB	GER-Lugau	KTM	MX Team KTM STURM
9	233	Lieber, Julien	MUL	BEL-STRASSEN	SUZUKI	
10	320	Irt, Jernej	AMZS	SLO-Traunreut	HUSQVARNA	Team Zupin-Husqvarna
11	114	von Zitzewitz, Davide	DMSB	GER-Karlshof	KTM	BvZ Racing Team
12	222	Noffz, Ron	DMSB	GER-Greifswald	HONDA	Kalli Racing Team
13	153	Walczuch, Matthias	DMSB	GER-Moers	KTM	Castrol Power1 Moto Web
14	776	Rauchenecker, Pascal	OeAMTC	AUT-Peterskirchen	KTM	HSV Ried
15	254	Kallauch, Mike	DMSB	GER-Bremerhaven	HONDA	Inndorf-Mx-Sports
16	511	Mallon, Benjamin	DMSB	GER-Cordshagen	KTM	KTM GST Berlin
17	43	Raths, Niklas	DMSB	GER-Niederzier	KTM	KTM Sarholz Racing Team
18	64	Thury, Dominique	DMSB	GER-Bad Schlema	KTM	MX Team KTM STURM
19	309	Krauth, Marco	DMSB	GER-Pleidelsheim	SUZUKI	TKM Steuck Suzuki
20	51	Getteman, Jens	FMB	BEL-Welle	HONDA	
21	85	Metz, David	DMSB	GER-Daaden	KTM	KTM Sarholz Racing Team
22	138	Batista, Levy	FFM	FRA-Nancy	KTM	KTM Kosak Racing
23	39	Diepold, Roland	DMSB	GER-Neumarkt	HUSQVARNA	Team Zupin Husquarna
24	112	Vromans, Dieter	FMB	BEL-Arendonk	KTM	
25	952	Macler, Ludovic	DMSB	FRA-bliesbruck	KAWASAKI	Sturm Racing Team
26	298	Irt, Peter	AMZS	SLO-Ljubljana-Polje	YAMAHA	Team Goldfren Deutschland
27	66	Koch, Tim	DMSB	GER-Wormstedt	YAMAHA	BRC Johannes Bikes
28	37	Richter, Hannes	DMSB	GER-Kroppen	KAWASAKI	PFEIL KAWASAKI YOUNGSTER TEAM
29	96	Kaussen, Michael	DMSB	GER-Roetgen	KTM	SILENT SPORT TEAM
30	161	Reuther, Lars	DMSB	GER-Pleidelsheim	KTM	DMSB-KTM-Kosak-MX-Junior Team
31	279	Krupke, Jack	DMSB	GER-frankfurt (oder)	SUZUKI	
32	315	Lynggaard, Rasmus	DMU	DEN-ERSLER	KAWASAKI	PFEIL KAWASAKI YOUNGSTER TEAM
33	342	Poppe, Jens	FMB	BEL-Beveren-Waas	KTM	
34	190	Neurauter, Lukas	OeAMTC	AUT-Sautens	KTM	MSC-Rietz
35	100	Büttner, Stephan	DMSB	GER-Schkölen	KAWASAKI	Kawasaki Elf Team Pfeil
36	142	Plessers, Mathias	FMB	BEL-landen	KTM	
37	137	Wiards, Jan	DMSB	GER-Norden	KTM	
38	78	Corneth, Jaap	KNMV	NED-Baarlo	KTM	Frentec - Champ MX Team
39	217	Moser, Paul	OeAMTC	AUT-Neumarkt	YAMAHA	Chilli-X Judenburg
40	191	Reuther, Marcel	DMSB	GER-Pleidelsheim	KTM	KTM Kosak-Racing
Reserve						
1	206	Hutchinson, Daniel	KNMV	GBR-Winterswijk	KTM	
2	218	Linke, Tobias	DMSB	GER-Berlin	KTM	KTM GST Berlin Racing Team

Announcements: These results are provisional until the conclusion of any judicial and technical matters

Clerk of the course Christoph Kunze:

Jury President Olaf Noack:

Timekeeping Tina Krlitschka:

Posted at: h

Printed: 17.04.2010 17:33



ADAC MX Masters Fürstlich Drehna 2010

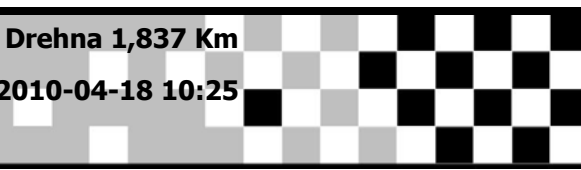
MX Youngster Cup

Fürstlich Drehna 1,837 Km

Warm up

2010-04-18 10:25

Practice (15:00 Time) started at 10:24:35



Pos	No.	Name	FNM	Nat./Hometown	Trademark	Entrant/Team	Laps	Best Tm	Diff In Lap	km/h	
1	336	Stefan Kjer Olsen	DMU	DEN-Sønderborg	SUZUKI		7	1:51.514	3	59,304	
2	233	Julien Lieber	MUL	BEL-STRASSEN	SUZUKI		8	1:51.598	0.084	5	59,259
3	511	Benjamin Mallon	DMSB	GER-Cordshagen	KTM	KTM GST Berlin	7	1:51.639	0.125	2	59,237
4	215	Kasper Lynggaard	DMU	DEN-ERSLER	KAWASAKI	PFEIL KAWASAKI YOUNGSTER TE	8	1:52.191	0.677	7	58,946
5	309	Marco Krauth	DMSB	GER-Pleidelsheim	SUZUKI	TKM Steuck Suzuki	6	1:53.079	1.565	5	58,483
6	727	Boris Maillard	DMSB	FRA-GIGNAC	KAWASAKI	PFEIL KAWASAKI YOUNGSTER TE	5	1:53.291	1.777	5	58,374
7	824	Nick Kouwenberg	KNMV	NED-ELSHOUT	SUZUKI	Team MotoWash – Laurence Moto	8	1:53.316	1.802	2	58,361
8	222	Ron Noffz	DMSB	GER-Greifswald	HONDA	Kalli Racing Team	7	1:53.317	1.803	7	58,360
9	320	Jernej Irt	AMZS	SLO-Traunreut	HUSQVARNA	Team Zupin-Husqvarna	5	1:53.319	1.805	4	58,359
10	254	Mike Kallauch	DMSB	GER-Bremerhaven	HONDA	Inndorf-Mx-Sports	8	1:53.422	1.908	2	58,306
11	64	Dominique Thury	DMSB	GER-Bad Schlema	KTM	MX Team KTM STURM	7	1:53.429	1.915	6	58,303
12	122	Hannes Volber	DMSB	GER-Schenkenhorst	HONDA	Kalli Racing Team	6	1:53.590	2.076	5	58,220
13	51	Jens Getteman	FMB	BEL-Welle	HONDA		7	1:53.730	2.216	6	58,148
14	39	Roland Diepold	DMSB	GER-Neumarkt	HUSQVARNA	Team Zupin Husquarna	7	1:53.745	2.231	3	58,141
15	96	Michael Kaussen	DMSB	GER-Roetgen	KTM	SILENT SPORT TEAM	7	1:54.180	2.666	4	57,919
16	776	Pascal Rauchenecker	OeAMT	AUT-Peterskirchen	KTM	HSV Ried	7	1:54.766	3.252	4	57,623
17	298	Peter Irt	AMZS	SLO-Ljubljana-Polje	YAMAHA	Team Goldfren Deutschland	7	1:54.847	3.333	2	57,583
18	43	Niklas Rath	DMSB	GER-Niederzier	KTM	KTM Sarholz Racing Team	6	1:54.938	3.424	3	57,537
19	66	Tim Koch	DMSB	GER-Wormstedt	YAMAHA	BRC Johannes Bikes	8	1:55.213	3.699	4	57,400
20	114	Davide von Zitzewitz	DMSB	GER-Karlshof	KTM	BvZ Racing Team	7	1:55.240	3.726	2	57,386
21	153	Matthias Walczuch	DMSB	GER-Moers	KTM	Castrol Power1 Moto Web	7	1:55.253	3.739	3	57,380
22	49	Dennis Ullrich	DMSB	GER-Rammingen	HONDA	Team Honda Waldmann	6	1:55.403	3.889	6	57,305
23	112	Dieter Vromans	FMB	BEL-Arendonk	KTM		7	1:55.560	4.046	6	57,227
24	190	Lukas Neurauter	OeAMT	AUT-Sautens	KTM	MSC-Rietz	6	1:55.621	4.107	4	57,197
25	85	David Metz	DMSB	GER-Daaden	KTM	KTM Sarholz Racing Team	8	1:55.705	4.191	3	57,156
26	44	Jan Uhlig	DMSB	GER-Lugau	KTM	MX Team KTM STURM	7	1:55.710	4.196	5	57,153
27	315	Rasmus Lynggaard	DMU	DEN-ERSLER	KAWASAKI	PFEIL KAWASAKI YOUNGSTER TE	7	1:56.010	4.496	3	57,005
28	137	Jan Wiards	DMSB	GER-Norden	KTM		6	1:56.016	4.502	3	57,002
29	161	Lars Reuther	DMSB	GER-Pleidelsheim	KTM	DMSB-KTM-Kosak-MX-Junior Team	6	1:56.290	4.776	3	56,868
30	342	Jens Poppe	FMB	BEL-Beveren-Waas	KTM		7	1:56.601	5.087	5	56,716
31	100	Stephan Büttner	DMSB	GER-Schkölen	KAWASAKI	Kawasaki Elf Team Pfeil	7	1:56.763	5.249	4	56,638
32	142	Mathias Plessers	FMB	BEL-landen	KTM		7	1:56.785	5.271	2	56,627
33	952	Ludovic Macler	DMSB	FRA-bliesbruck	KAWASAKI	Sturm Racing Team	6	1:56.849	5.335	4	56,596
34	37	Hannes Richter	DMSB	GER-Kroppen	KAWASAKI	PFEIL KAWASAKI YOUNGSTER TE	2	1:57.087	5.573	2	56,481
35	78	Jaap Corneth	KNMV	NED-Baarlo	KTM	Freteck - Champ MX Team	5	1:57.881	6.367	2	56,101
36	279	Jack Krupke	DMSB	GER-frankfurt (oder)	SUZUKI		6	1:57.956	6.442	6	56,065
37	138	Levy Batista	FFM	FRA-Nancy	KTM	KTM Kosak Racing	7	1:58.090	6.576	4	56,001
38	206	Daniel Hutchinson	KNMV	GBR-Winterswijk	KTM		7	1:58.563	7.049	7	55,778
39	217	Paul Moser	OeAMT	AUT-Neumarkt	YAMAHA	Chilli-X Judenburg	7	1:59.821	8.307	4	55,192
40	218	Tobias Linke	DMSB	GER-Berlin	KTM	KTM GST Berlin Racing Team	7	2:00.127	8.613	2	55,052
41	191	Marcel Reuther	DMSB	GER-Pleidelsheim	KTM	KTM Kosak-Racing	6	2:00.489	8.975	6	54,886
42	79	Lars Oldekamp	DMSB	GER-Emlichheim	KTM	SILENT SPORT TEAM	7	2:01.656	10.142	3	54,360

Orbits 4

Timekeeping Tina Krlitschka:

Clerk of the course Christop Kunze:

www.amb-it.com

www.mylaps.com

Steward Olaf Noack:

Reg. Nr MX 06-10

Licensed to: Motorsport Events

Printed: 2010-04-18 10:42:34

posted at: h



ADAC MX Masters Fürstlich Drehna 2010

MX Youngster Cup

Fürstlich Drehna 1,837 Km

Warm up

2010-04-18 10:25

Practice (15:00 Time) started at 10:24:35

Lap	Lap Tm	Diff	Time of Day
(336) Stefan Kjer Olsen			
1	2:23.608	+32.094	10:28:21.317
2	1:57.978	+6.464	10:30:19.295
3	1:51.514		10:32:10.809
4	1:56.937	+5.423	10:34:07.746
5	1:55.440	+3.926	10:36:03.186
6	1:52.809	+1.295	10:37:55.995
7	3:18.027	+1:26.513	10:41:14.022

Lap	Lap Tm	Diff	Time of Day
(233) Julien Lieber			
1	1:56.025	+4.427	10:26:34.317
2	1:52.341	+0.743	10:28:26.658
3	1:54.359	+2.761	10:30:21.017
4	2:05.802	+14.204	10:32:26.819
5	1:51.598		10:34:18.417
6	1:52.835	+1.237	10:36:11.252
7	1:55.618	+4.020	10:38:06.870
8	1:59.623	+8.025	10:40:06.493

Lap	Lap Tm	Diff	Time of Day
(511) Benjamin Mallon			
1	1:58.828	+7.189	10:27:26.545
2	1:51.639		10:29:18.184
3	1:51.759	+0.120	10:31:09.943
4	3:46.106	+1:54.467	10:34:56.049
5	2:10.596	+18.957	10:37:06.645
6	1:51.868	+0.229	10:38:58.513
7	2:05.062	+13.423	10:41:03.575

Lap	Lap Tm	Diff	Time of Day
(215) Kasper Lynggaard			
1	2:09.307	+17.116	10:27:23.216
2	1:52.559	+0.368	10:29:15.775
3	1:58.977	+6.786	10:31:14.752
4	2:38.784	+46.593	10:33:53.536
5	1:57.418	+5.227	10:35:50.954
6	1:53.515	+1.324	10:37:44.469
7	1:52.191		10:39:36.660
8	2:11.580	+19.389	10:41:48.240

Lap	Lap Tm	Diff	Time of Day
(309) Marco Krauth			
1	2:08.164	+15.085	10:28:01.656
2	1:55.661	+2.582	10:29:57.317
3	1:56.495	+3.416	10:31:53.812
4	3:43.765	+1:50.686	10:35:37.577
5	1:53.079		10:37:30.656
6	2:15.181	+22.102	10:39:45.837

Lap	Lap Tm	Diff	Time of Day
(727) Boris Maillard			
1	3:05.203	+1:11.912	10:28:19.668
2	2:17.030	+23.739	10:30:36.698
3	2:19.090	+25.799	10:32:55.788
4	1:53.917	+0.626	10:34:49.705
5	1:53.291		10:36:42.996

Lap	Lap Tm	Diff	Time of Day
(824) Nick Kouwenberg			
1	1:55.498	+2.182	10:26:34.799
2	1:53.316		10:28:28.115
3	1:53.535	+0.219	10:30:21.650
4	2:46.004	+52.688	10:33:07.654
5	1:57.195	+3.879	10:35:04.849
6	1:56.720	+3.404	10:37:01.569
7	1:55.866	+2.550	10:38:57.435
8	1:57.229	+3.913	10:40:54.664

Lap	Lap Tm	Diff	Time of Day
(222) Ron Noffz			
1	2:11.077	+17.760	10:27:35.008

Lap	Lap Tm	Diff	Time of Day
2	1:54.196	+0.879	10:29:29.204
3	1:54.718	+1.401	10:31:23.922
4	2:10.715	+17.398	10:33:34.637
5	2:13.403	+20.086	10:35:48.040
6	2:11.929	+18.612	10:37:59.969
7	1:53.317		10:39:53.286

Lap	Lap Tm	Diff	Time of Day
(320) Jernej Irt			
1	2:09.994	+16.675	10:27:54.759
2	2:04.020	+10.701	10:29:58.779
3	4:17.861	+2:24.542	10:34:16.640
4	1:53.319		10:36:09.959
5	2:04.736	+11.417	10:38:14.695

Lap	Lap Tm	Diff	Time of Day
(254) Mike Kallauch			
1	1:55.908	+2.486	10:26:36.589
2	1:53.422		10:28:30.011
3	1:54.065	+0.643	10:30:24.076
4	1:54.938	+1.516	10:32:19.014
5	2:13.711	+20.289	10:34:32.725
6	1:55.978	+2.556	10:36:28.703
7	2:22.241	+28.819	10:38:50.944
8	2:23.778	+30.356	10:41:14.722

Lap	Lap Tm	Diff	Time of Day
(64) Dominique Thury			
1	2:13.292	+19.863	10:28:00.651
2	2:00.925	+7.496	10:30:01.576
3	1:55.062	+1.633	10:31:56.638
4	3:24.777	+1:31.348	10:35:21.415
5	1:54.128	+0.699	10:37:15.543
6	1:53.429		10:39:08.972
7	2:59.229	+1:05.800	10:42:08.201

Lap	Lap Tm	Diff	Time of Day
(122) Hannes Volber			
1	2:11.216	+17.626	10:27:36.242
2	1:54.605	+1.015	10:29:30.847
3	2:21.933	+28.343	10:31:52.780
4	2:17.621	+24.031	10:34:10.401
5	1:53.590		10:36:03.991
6	3:59.532	+2:05.942	10:40:03.523

Lap	Lap Tm	Diff	Time of Day
(51) Jens Getteman			
1	2:12.518	+18.788	10:27:39.606
2	1:58.633	+4.903	10:29:38.239
3	2:17.527	+23.797	10:31:55.766
4	2:04.445	+10.715	10:34:00.211
5	2:18.905	+25.175	10:36:19.116
6	1:53.730		10:38:12.846
7	1:55.072	+1.342	10:40:07.918

Lap	Lap Tm	Diff	Time of Day
(39) Roland Diepold			
1	2:04.327	+10.582	10:27:11.377
2	1:53.795	+0.050	10:29:05.172
3	1:53.745		10:30:58.917
4	2:01.880	+8.135	10:33:00.797
5	3:12.724	+1:18.979	10:36:13.521
6	1:54.193	+0.448	10:38:07.714
7	3:29.130	+1:35.385	10:41:36.844

Lap	Lap Tm	Diff	Time of Day
(96) Michael Kaussen			
1	2:13.356	+19.176	10:28:11.596
2	1:56.732	+2.552	10:30:08.328
3	2:20.437	+26.257	10:32:28.765
4	1:54.180		10:34:22.945
5	2:17.660	+23.480	10:36:40.605
6	2:03.549	+9.369	10:38:44.154

Lap	Lap Tm	Diff	Time of Day
7	1:56.380	+2.200	10:40:40.534
(776) Pascal Rauchenecker			
1	2:05.535	+10.769	10:27:48.519
2	2:00.346	+5.580	10:29:48.865
3	1:57.576	+2.810	10:31:46.441
4	1:54.766		10:33:41.207
5	2:16.963	+22.197	10:35:58.170
6	2:07.162	+12.396	10:38:05.332
7	2:09.463	+14.697	10:40:14.795

Lap	Lap Tm	Diff	Time of Day
(298) Peter Irt			
1	2:09.277	+14.430	10:28:19.260
2	1:54.847		10:30:14.107
3	2:03.136	+8.289	10:32:17.243
4	1:55.388	+0.541	10:34:12.631
5	1:55.539	+0.692	10:36:08.170
6	2:10.027	+15.180	10:38:18.197
7	1:57.068	+2.221	10:40:15.265

Lap	Lap Tm	Diff	Time of Day
(43) Niklas Rath			
1	2:12.302	+17.364	10:28:22.658
2	2:05.633	+10.695	10:30:28.291
3	1:54.938		10:32:23.229
4	3:36.897	+1:41.959	10:36:00.126
5	2:14.822	+19.884	10:38:14.948
6	2:10.791	+15.853	10:40:25.739

Lap	Lap Tm	Diff	Time of Day
(66) Tim Koch			
1	2:19.910	+24.697	10:27:14.247
2	1:55.832	+0.619	10:29:10.079
3	1:56.989	+1.776	10:31:07.068
4	1:55.213		10:33:02.281
5	1:57.744	+2.531	10:35:00.025
6	2:21.139	+25.926	10:37:21.164
7	1:55.569	+0.356	10:39:16.733
8	2:25.931	+30.718	10:41:42.664

Lap	Lap Tm	Diff	Time of Day
(114) Davide von Zitzewitz			
1	2:12.830	+17.590	10:28:17.552
2	1:55.240		10:30:12.792
3	2:07.760	+12.520	10:32:20.552
4	2:02.955	+7.715	10:34:23.507
5	3:04.363	+1:09.123	10:37:27.870
6	1:55.540	+0.300	10:39:23.410
7	2:16.677	+21.437	10:41:40.087

Lap	Lap Tm	Diff	Time of Day
(153) Matthias Walczuch			
1	2:06.657	+11.404	10:28:11.501
2	2:00.270	+5.017	10:30:11.771
3	1:55.253		10:32:07.024
4	1:57.156	+1.903	10:34:04.180
5	2:01.848	+6.595	10:36:06.028
6	2:25.811	+30.558	10:38:31.839
7	2:01.697	+6.444	10:40:33.536

Lap	Lap Tm	Diff	Time of Day
(49) Dennis Ullrich			
1	3:22.863	+1:27.460	10:29:37.348
2	2:01.315	+5.912	10:31:38.663
3	1:59.453	+4.050	10:33:38.116
4	2:05.322	+9.919	10:35:43.438
5	2:07.195	+11.792	10:37:50.633
6	1:55.403		10:39:46.036

Lap	Lap Tm	Diff	Time of Day
(112) Dieter Vromans			
1	2:11.122	+15.562	10:27:42.784

Krlitschka



ADAC MX Masters Fürstlich Drehna 2010

MX Youngster Cup

Fürstlich Drehna 1,837 Km

Warm up

2010-04-18 10:25

Practice (15:00 Time) started at 10:24:35

Lap	Lap Tm	Diff	Time of Day
2	2:00.853	+5.293	10:29:43.637
3	2:08.179	+12.619	10:31:51.816
4	1:57.721	+2.161	10:33:49.537
5	2:36.571	+41.011	10:36:26.108
6	1:55.560		10:38:21.668
7	2:24.179	+28.619	10:40:45.847

(190) Lukas Neurauder

1	2:11.321	+15.700	10:27:10.447
2	2:02.687	+7.066	10:29:13.134
3	1:56.272	+0.651	10:31:09.406
4	1:55.621		10:33:05.027
5	5:01.201	+3:05.580	10:38:06.228
6	3:54.795	+1:59.174	10:42:01.023

(85) David Metz

1	2:07.529	+11.824	10:27:26.760
2	1:56.065	+0.360	10:29:22.825
3	1:55.705		10:31:18.530
4	2:02.398	+6.693	10:33:20.928
5	1:55.932	+0.227	10:35:16.860
6	2:08.478	+12.773	10:37:25.338
7	1:57.472	+1.767	10:39:22.810
8	2:02.247	+6.542	10:41:25.057

(44) Jan Uhlig

1	2:09.730	+14.020	10:27:45.496
2	1:57.725	+2.015	10:29:43.221
3	1:57.363	+1.653	10:31:40.584
4	2:12.771	+17.061	10:33:53.355
5	1:55.710		10:35:49.065
6	2:31.941	+36.231	10:38:21.006
7	2:15.085	+19.375	10:40:36.091

(315) Rasmus Lynggaard

1	2:11.860	+15.850	10:27:02.501
2	1:56.034	+0.024	10:28:58.535
3	1:56.010		10:30:54.545
4	1:56.359	+0.349	10:32:50.904
5	2:20.243	+24.233	10:35:11.147
6	4:02.424	+2:06.414	10:39:13.571
7	2:03.753	+7.743	10:41:17.324

(137) Jan Wiards

1	2:16.094	+20.078	10:27:57.193
2	2:06.975	+10.959	10:30:04.168
3	1:56.016		10:32:00.184
4	4:20.352	+2:24.336	10:36:20.536
5	2:13.408	+17.392	10:38:33.944
6	2:05.729	+9.713	10:40:39.673

(161) Lars Reuther

1	2:05.827	+9.537	10:27:37.586
2	1:57.423	+1.133	10:29:35.009
3	1:56.290		10:31:31.299
4	2:24.114	+27.824	10:33:55.413
5	2:44.424	+48.134	10:36:39.837
6	2:05.918	+9.628	10:38:45.755

(342) Jens Poppe

1	2:07.935	+11.334	10:27:53.074
2	2:01.380	+4.779	10:29:54.454
3	1:59.300	+2.699	10:31:53.754
4	2:04.563	+7.962	10:33:58.317
5	1:56.601		10:35:54.918
6	2:07.174	+10.573	10:38:02.092

Lap	Lap Tm	Diff	Time of Day
7	2:45.884	+49.283	10:40:47.976

(100) Stephan Büttner

1	2:12.749	+15.986	10:27:25.850
2	2:00.426	+3.663	10:29:26.276
3	1:58.981	+2.218	10:31:25.257
4	1:56.763		10:33:22.020
5	2:05.996	+9.233	10:35:28.016
6	2:00.283	+3.520	10:37:28.299
7	2:36.327	+39.564	10:40:04.626

(142) Mathias Plessers

1	2:01.263	+4.478	10:26:47.882
2	1:56.785		10:28:44.667
3	1:57.986	+1.201	10:30:42.653
4	2:10.980	+14.195	10:32:53.633
5	1:58.910	+2.125	10:34:52.543
6	1:58.211	+1.426	10:36:50.754
7	2:54.772	+57.987	10:39:45.526

(952) Ludovic Macler

1	2:09.032	+12.183	10:27:46.702
2	1:57.481	+0.632	10:29:44.183
3	2:03.507	+6.658	10:31:47.690
4	1:56.849		10:33:44.539
5	4:14.621	+2:17.772	10:37:59.160
6	2:12.789	+15.940	10:40:11.949

(37) Hannes Richter

1	2:09.858	+12.771	10:27:58.513
2	1:57.087		10:29:55.600

(78) Jaap Corneth

1	2:03.634	+5.753	10:26:51.517
2	1:57.881		10:28:49.398
3	1:59.307	+1.426	10:30:48.705
4	1:58.998	+1.117	10:32:47.703
5	7:50.331	+5:52.450	10:40:38.034

(279) Jack Krupke

1	2:12.523	+14.567	10:28:09.559
2	1:58.088	+0.132	10:30:07.647
3	1:58.055	+0.099	10:32:05.702
4	3:16.853	+1:18.897	10:35:22.555
5	2:00.641	+2.685	10:37:23.196
6	1:57.956		10:39:21.152

(138) Levy Batista

1	2:09.544	+11.454	10:27:29.580
2	1:58.395	+0.305	10:29:27.975
3	1:59.535	+1.445	10:31:27.510
4	1:58.090		10:33:25.600
5	2:04.867	+6.777	10:35:30.467
6	2:05.286	+7.196	10:37:35.753
7	3:10.205	+1:12.115	10:40:45.958

(206) Daniel Hutchinson

1	2:07.733	+9.170	10:27:12.303
2	1:59.495	+0.932	10:29:11.798
3	2:02.031	+3.468	10:31:13.829
4	2:00.074	+1.511	10:33:13.903
5	2:00.534	+1.971	10:35:14.437
6	3:14.079	+1:15.516	10:38:28.516
7	1:58.563		10:40:27.079

(217) Paul Moser

--	--	--	--

Lap	Lap Tm	Diff	Time of Day
1	2:14.822	+15.001	10:27:28.399
2	2:02.233	+2.412	10:29:30.632
3	2:00.277	+0.456	10:31:30.909
4	1:59.821		10:33:30.730
5	2:14.602	+14.781	10:35:45.332
6	2:06.720	+6.899	10:37:52.052
7	2:00.611	+0.790	10:39:52.663

(218) Tobias Linke

1	2:11.619	+11.492	10:27:41.030
2	2:00.127		10:29:41.157
3	2:06.697	+6.570	10:31:47.854
4	2:01.101	+0.974	10:33:48.955
5	2:01.643	+1.516	10:35:50.598
6	2:03.197	+3.070	10:37:53.795
7	2:56.542	+56.415	10:40:50.337

(191) Marcel Reuther

1	2:25.855	+25.366	10:28:17.414
2	2:23.103	+22.614	10:30:40.517
3	2:02.152	+1.663	10:32:42.669
4	2:19.147	+18.658	10:35:01.816
5	2:26.596	+26.107	10:37:28.412
6	2:00.489		10:39:28.901

(79) Lars Oldekamp

1	2:14.732	+13.076	10:28:26.101
2	2:05.856	+4.200	10:30:31.957
3	2:01.656		10:32:33.613
4	2:02.270	+0.614	10:34:35.883
5	2:01.943	+0.287	10:36:37.826
6	2:05.792	+4.136	10:38:43.618
7	2:13.192	+11.536	10:40:56.810

Krlitschka



ADAC MX Masters Fürstlich Drehna 2010

MX Youngster Cup

Fürstlich Drehna 1,837 Km

1. Race

2010-04-18 13:00

Race (25:00 and 2 Laps) started at 13:00:03

Pos	No.	Name	FNM	Nat./Hometown	Trademark	Entrant/Team	Laps	Total Tm	Diff	Best Tm	1 Lap	Points
1	79	Lars Oldekamp	DMSB	GER-Emlichheim	KTM	SILENT SPORT TEAM	16	29:54.728		1:52.741	3	25
2	49	Dennis Ullrich	DMSB	GER-Rammingen	HONDA	Team Honda Waldmann	16	30:18.342	23.614	1:54.712	4	22
3	336	Stefan Kjer Olsen	DMU	DEN-Sønderborg	SUZUKI		16	30:19.344	24.616	1:54.591	2	20
4	727	Boris Maillard	DMSB	FRA-GIGNAC	KAWASAKI	PFEIL KAWASAKI YOUNGSTE	16	30:33.077	38.349	1:55.569	4	18
5	511	Benjamin Mallon	DMSB	GER-Cordshagen	KTM	KTM GST Berlin	16	30:37.732	43.004	1:53.067	2	16
6	215	Kasper Lynggaard	DMU	DEN-ERSLER	KAWASAKI	PFEIL KAWASAKI YOUNGSTE	16	30:49.055	54.327	1:55.930	4	15
7	222	Ron Noffz	DMSB	GER-Greifswald	HONDA	Kalli Racing Team	16	30:53.318	58.590	1:56.526	3	14
8	824	Nick Kouwenberg	KNMV	NED-ELSHOUT	SUZUKI	Team MotoWash – Laurence I	16	31:01.293	1:06.565	1:56.879	5	13
9	233	Julien Lieber	MUL	BEL-STRASSEN	SUZUKI		16	31:05.217	1:10.489	1:54.124	4	12
10	64	Dominique Thury	DMSB	GER-Bad Schlema	KTM	MX Team KTM STURM	16	31:05.833	1:11.105	1:58.459	6	11
11	254	Mike Kallauch	DMSB	GER-Bremerhaven	HONDA	Inndorf-Mx-Sports	16	31:11.808	1:17.080	1:56.199	3	10
12	776	Pascal Rauchenecke	OeAMTC	AUT-Peterskirchen	KTM	HSV Ried	16	31:23.575	1:28.847	1:59.297	3	9
13	37	Hannes Richter	DMSB	GER-Kroppen	KAWASAKI	PFEIL KAWASAKI YOUNGSTE	16	31:26.410	1:31.682	1:59.128	3	8
14	114	Davide von Zitzewitz	DMSB	GER-Karlshof	KTM	BvZ Racing Team	16	31:30.821	1:36.093	1:56.688	3	7
15	309	Marco Krauth	DMSB	GER-Pleidelsheim	SUZUKI	TKM Steuck Suzuki	16	31:32.606	1:37.878	1:59.499	3	6
16	315	Rasmus Lynggaard	DMU	DEN-ERSLER	KAWASAKI	PFEIL KAWASAKI YOUNGSTE	16	31:38.184	1:43.456	1:59.089	3	5
17	66	Tim Koch	DMSB	GER-Wormstedt	YAMAHA	BRC Johannes Bikes	16	31:45.101	1:50.373	1:59.905	4	4
18	342	Jens Poppe	FMB	BEL-Beveren-Waas	KTM		16	31:46.980	1:52.252	1:59.665	2	3
19	51	Jens Getteman	FMB	BEL-Welle	HONDA		16	31:47.338	1:52.610	1:59.717	3	2
20	96	Michael Kaussen	DMSB	GER-Roetgen	KTM	SILENT SPORT TEAM	16	31:51.632	1:56.904	1:58.590	4	1
21	153	Matthias Walczuch	DMSB	GER-Moers	KTM	Castrol Power1 Moto Web	16	31:58.383	2:03.655	1:59.436	4	0
22	952	Ludovic Macler	DMSB	FRA-bliesbruck	KAWASAKI	Sturm Racing Team	15	29:57.307	1 Lap	2:01.005	3	0
23	43	Niklas Raths	DMSB	GER-Niederzier	KTM	KTM Sarholz Racing Team	15	30:01.703	1 Lap	2:00.419	3	0
24	161	Lars Reuther	DMSB	GER-Pleidelsheim	KTM	DMSB-KTM-Kosak-MX-Junior	15	30:04.720	1 Lap	2:00.786	4	0
25	39	Roland Diepold	DMSB	GER-Neumarkt	HUSQVARNA	Team Zupin Husquarna	15	30:05.678	1 Lap	2:01.127	3	0
26	78	Jaap Corneth	KNMV	NED-Baarlo	KTM	Frentec - Champ MX Team	15	30:07.555	1 Lap	1:59.614	2	0
27	137	Jan Wiards	DMSB	GER-Norden	KTM		15	30:21.150	1 Lap	2:00.559	3	0
28	138	Levy Batista	FFM	FRA-Nancy	KTM	KTM Kosak Racing	15	30:27.708	1 Lap	1:58.236	3	0
29	206	Daniel Hutchinson	KNMV	GBR-Winterswijk	KTM		15	30:37.279	1 Lap	2:01.882	4	0
30	191	Marcel Reuther	DMSB	GER-Pleidelsheim	KTM	KTM Kosak-Racing	15	30:45.872	1 Lap	2:01.961	3	0
31	85	David Metz	DMSB	GER-Daaden	KTM	KTM Sarholz Racing Team	15	30:51.063	1 Lap	1:58.254	4	0
32	218	Tobias Linke	DMSB	GER-Berlin	KTM	KTM GST Berlin Racing Team	15	30:53.146	1 Lap	2:01.674	2	0
33	142	Mathias Plessers	FMB	BEL-landen	KTM		15	31:21.671	1 Lap	1:59.341	3	0
34	217	Paul Moser	OeAMTC	AUT-Neumarkt	YAMAHA	Chilli-X Judenburg	14	30:23.853	2 Laps	2:00.752	3	0
Not qualified ()												
298		Peter Irt	AMZS	SLO-Ljubljana-Polje	YAMAHA	Team Goldfren Deutschland	12	27:27.249	DNF	1:58.752	3	0
112		Dieter Vromans	FMB	BEL-Arendonk	KTM		6	11:04.374	DNF	1:59.508	3	0
44		Jan Uhlig	DMSB	GER-Lugau	KTM	MX Team KTM STURM	5	8:35.425	DNF	1:54.914	2	0
122		Hannes Volber	DMSB	GER-Schenkenhorst	HONDA	Kalli Racing Team	4	6:41.423	DNF	1:55.949	2	0
190		Lukas Neuraüter	OeAMTC	AUT-Sautens	KTM	MSC-Rietz	3	5:04.034	DNF	2:01.273	3	0
100		Stephan Büttner	DMSB	GER-Schkölen	KAWASAKI	Kawasaki Elf Team Pfeil			DNF		0	0

Announcements

These results are provisional until the conclusion of any judicial and technical matters

Started: 40 Classified: 34 Not classified: 6

Margin of Victory	Ø km/h	Best Lap Tm	km/h	Best Lap by
23.614	58,957	1:52.741	58,658	79 - Lars Oldekamp

Orbits 4

Timekeeping Tina Krlitschka:

Krlitschka

Clerk of the course Christop Kunze:

www.amb-it.com

www.mylaps.com

Steward Olaf Noack:

Reg. Nr MX 06-10

Licensed to: Motorsport Events

Printed: 2010-04-18 13:33:52

posted at: h



ADAC MX Masters Fürstlich Drehna 2010

MX Youngster Cup

Fürstlich Drehna 1,837 Km

1. Race

2010-04-18 13:00

Race (25:00 and 2 Laps) started at 13:00:03

Lap	Lap Tm	Diff	Time of Day
(79) Lars Oldekamp			
1			13:00:52.933
2	1:52.819	+0.078	13:02:45.752
3	1:52.741		13:04:38.493
4	1:53.007	+0.266	13:06:31.500
5	1:54.664	+1.923	13:08:26.164
6	1:54.585	+1.844	13:10:20.749
7	1:55.357	+2.616	13:12:16.106
8	1:55.453	+2.712	13:14:11.559
9	1:55.679	+2.938	13:16:07.238
10	1:57.100	+4.359	13:18:04.338
11	1:57.576	+4.835	13:20:01.914
12	1:58.534	+5.793	13:22:00.448
13	1:58.608	+5.867	13:23:59.056
14	1:58.610	+5.869	13:25:57.666
15	1:59.375	+6.634	13:27:57.041
16	2:01.367	+8.626	13:29:58.408

Lap	Lap Tm	Diff	Time of Day
(49) Dennis Ullrich			
1			13:00:52.732
2	1:55.549	+0.837	13:02:48.281
3	1:55.194	+0.482	13:04:43.475
4	1:54.712		13:06:38.187
5	1:55.478	+0.766	13:08:33.665
6	1:57.220	+2.508	13:10:30.885
7	1:57.128	+2.416	13:12:28.013
8	1:57.296	+2.584	13:14:25.309
9	1:57.653	+2.941	13:16:22.962
10	1:56.948	+2.236	13:18:19.910
11	1:57.239	+2.527	13:20:17.149
12	2:01.552	+6.840	13:22:18.701
13	2:00.322	+5.610	13:24:19.023
14	2:02.410	+7.698	13:26:21.433
15	2:00.373	+5.661	13:28:21.806
16	2:00.216	+5.504	13:30:22.022

Lap	Lap Tm	Diff	Time of Day
(336) Stefan Kjer Olsen			
1			13:00:56.856
2	1:54.591		13:02:51.447
3	1:56.603	+2.012	13:04:48.050
4	1:55.006	+0.415	13:06:43.056
5	1:57.073	+2.482	13:08:40.129
6	1:57.788	+3.197	13:10:37.917
7	1:56.380	+1.789	13:12:34.297
8	1:57.007	+2.416	13:14:31.304
9	1:57.130	+2.539	13:16:28.434
10	1:58.277	+3.686	13:18:26.711
11	1:59.028	+4.437	13:20:25.739
12	1:59.942	+5.351	13:22:25.681
13	1:59.674	+5.083	13:24:25.355
14	1:59.416	+4.825	13:26:24.771
15	1:57.729	+3.138	13:28:22.500
16	2:00.524	+5.933	13:30:23.024

Lap	Lap Tm	Diff	Time of Day
(727) Boris Maillard			
1			13:00:54.999
2	1:55.932	+0.363	13:02:50.931
3	1:56.002	+0.433	13:04:46.933
4	1:55.569		13:06:42.502
5	1:57.103	+1.534	13:08:39.605
6	1:58.103	+2.534	13:10:37.708
7	1:58.617	+3.048	13:12:36.325
8	1:57.845	+2.276	13:14:34.170
9	1:58.168	+2.599	13:16:32.338
10	1:58.981	+3.412	13:18:31.319

Lap	Lap Tm	Diff	Time of Day
11	1:59.746	+4.177	13:20:31.065
12	1:59.807	+4.238	13:22:30.872
13	1:59.855	+4.286	13:24:30.727
14	2:01.208	+5.639	13:26:31.935
15	2:00.560	+4.991	13:28:32.495
16	2:04.262	+8.693	13:30:36.757

Lap	Lap Tm	Diff	Time of Day
(511) Benjamin Mallon			
1			13:00:52.058
2	1:53.067		13:02:45.125
3	1:54.583	+1.516	13:04:39.708
4	1:53.841	+0.774	13:06:33.549
5	1:54.761	+1.694	13:08:28.310
6	1:54.936	+1.869	13:10:23.246
7	1:57.981	+4.914	13:12:21.227
8	1:58.787	+5.720	13:14:20.014
9	1:59.224	+6.157	13:16:19.238
10	1:58.221	+5.154	13:18:17.459
11	1:59.447	+6.380	13:20:16.906
12	2:12.993	+19.926	13:22:29.899
13	2:02.381	+9.314	13:24:32.280
14	2:01.969	+8.902	13:26:34.249
15	2:02.042	+8.975	13:28:36.291
16	2:05.121	+12.054	13:30:41.412

Lap	Lap Tm	Diff	Time of Day
(215) Kasper Lynggaard			
1			13:00:57.096
2	1:59.606	+3.676	13:02:56.702
3	1:56.213	+0.283	13:04:52.915
4	1:55.930		13:06:48.845
5	1:57.820	+1.890	13:08:46.665
6	1:58.360	+2.430	13:10:45.025
7	1:58.608	+2.678	13:12:43.633
8	2:00.534	+4.604	13:14:44.167
9	1:59.846	+3.916	13:16:44.013
10	1:57.909	+1.979	13:18:41.922
11	1:59.323	+3.393	13:20:41.245
12	2:00.403	+4.473	13:22:41.648
13	2:00.577	+4.647	13:24:42.225
14	2:02.401	+6.471	13:26:44.626
15	2:02.984	+7.054	13:28:47.610
16	2:05.125	+9.195	13:30:52.735

Lap	Lap Tm	Diff	Time of Day
(222) Ron Nofz			
1			13:00:57.814
2	1:56.890	+0.364	13:02:54.704
3	1:56.526		13:04:51.230
4	1:56.712	+0.186	13:06:47.942
5	1:57.665	+1.139	13:08:45.607
6	1:58.804	+2.278	13:10:44.411
7	1:58.459	+1.933	13:12:42.870
8	2:00.777	+4.251	13:14:43.647
9	1:59.997	+3.471	13:16:43.644
10	1:59.661	+3.135	13:18:43.305
11	2:00.460	+3.934	13:20:43.765
12	2:01.198	+4.672	13:22:44.963
13	2:01.462	+4.936	13:24:46.425
14	2:02.463	+5.937	13:26:48.888
15	2:03.132	+6.606	13:28:52.020
16	2:04.978	+8.452	13:30:56.998

Lap	Lap Tm	Diff	Time of Day
(824) Nick Kouwenberg			
1			13:00:58.599
2	1:59.146	+2.267	13:02:57.745
3	1:58.361	+1.482	13:04:56.106
4	1:57.271	+0.392	13:06:53.377

Lap	Lap Tm	Diff	Time of Day
5	1:56.879		13:08:50.256
6	1:58.841	+1.962	13:10:49.097
7	1:59.426	+2.547	13:12:48.523
8	1:59.319	+2.440	13:14:47.842
9	1:59.135	+2.256	13:16:46.977
10	2:00.015	+3.136	13:18:46.992
11	2:02.120	+5.241	13:20:49.112
12	2:01.431	+4.552	13:22:50.543
13	2:00.763	+3.884	13:24:51.306
14	2:01.836	+4.957	13:26:53.142
15	2:03.277	+6.398	13:28:56.419
16	2:08.554	+11.675	13:31:04.973

Lap	Lap Tm	Diff	Time of Day
(233) Julien Lieber			
1			13:00:51.642
2	1:55.465	+1.341	13:02:47.107
3	1:54.919	+0.795	13:04:42.026
4	1:54.124		13:06:36.150
5	1:54.811	+0.687	13:08:30.961
6	1:56.058	+1.934	13:10:27.019
7	1:56.795	+2.671	13:12:23.814
8	1:57.238	+3.114	13:14:21.052
9	1:57.123	+2.999	13:16:18.175
10	1:57.100	+2.976	13:18:15.275
11	1:57.959	+3.835	13:20:13.234
12	1:58.783	+4.659	13:22:12.017
13	2:00.555	+6.431	13:24:12.572
14	2:01.113	+6.989	13:26:13.685
15	2:01.327	+7.203	13:28:15.012
16	2:53.885	+59.761	13:31:08.897

Lap	Lap Tm	Diff	Time of Day
(64) Dominique Thury			
1			13:01:00.623
2	2:01.493	+3.034	13:03:02.116
3	1:59.054	+0.595	13:05:01.170
4	2:00.712	+2.253	13:07:01.882
5	1:58.727	+0.268	13:09:00.609
6	1:58.459		13:10:59.068
7	1:59.769	+1.310	13:12:58.837
8	1:59.106	+0.647	13:14:57.943
9	2:00.078	+1.619	13:16:58.021
10	2:00.324	+1.865	13:18:58.345
11	2:01.379	+2.920	13:20:59.724
12	2:02.427	+3.968	13:23:02.151
13	2:01.450	+2.991	13:25:03.601
14	2:02.453	+3.994	13:27:06.054
15	2:01.545	+3.086	13:29:07.599
16	2:01.914	+3.455	13:31:09.513

Lap	Lap Tm	Diff	Time of Day
(254) Mike Kallauch			
1			13:00:56.120
2	1:57.448	+1.249	13:02:53.568
3	1:56.199		13:04:49.767
4	1:56.652	+0.453	13:06:46.419
5	1:57.407	+1.208	13:08:43.826
6	1:59.246	+3.047	13:10:43.072
7	1:59.137	+2.938	13:12:42.209
8	2:01.016	+4.817	13:14:43.225
9	2:02.008	+5.809	13:16:45.233
10	2:00.853	+4.654	13:18:46.086
11	2:02.424	+6.225	13:20:48.510
12	2:04.669	+8.470	13:22:53.179
13	2:04.035	+7.836	13:24:57.214
14	2:04.754	+8.555	13:27:01.968
15	2:05.363	+9.164	13:29:07.331
16	2:08.157	+11.958	13:31:15.488

Orbits 4

Timekeeping Tina Krlitschka:

Clerk of the course Christop Kunze:

Steward Olaf Noack:

Reg. Nr MX 06-10

Licensed to: Motorsport Events

Printed: 2010-04-18 13:34:56

posted at: h



ADAC MX Masters Fürstlich Drehna 2010

MX Youngster Cup

Fürstlich Drehna 1,837 Km

1. Race

2010-04-18 13:00

Race (25:00 and 2 Laps) started at 13:00:03

Lap	Lap Tm	Diff	Time of Day
(776) Pascal Rauchenecker			
1			13:01:08.431
2	1:59.813	+0.516	13:03:08.244
3	1:59.297		13:05:07.541
4	2:00.431	+1.134	13:07:07.972
5	2:02.259	+2.962	13:09:10.231
6	2:02.646	+3.349	13:11:12.877
7	2:01.104	+1.807	13:13:13.981
8	2:02.286	+2.989	13:15:16.267
9	2:01.347	+2.050	13:17:17.614
10	1:59.864	+0.567	13:19:17.478
11	2:00.088	+0.791	13:21:17.566
12	2:01.688	+2.391	13:23:19.254
13	2:01.535	+2.238	13:25:20.789
14	2:01.374	+2.077	13:27:22.163
15	2:01.725	+2.428	13:29:23.888
16	2:03.367	+4.070	13:31:27.255

Lap	Lap Tm	Diff	Time of Day
(37) Hannes Richter			
1			13:00:56.371
2	1:59.905	+0.777	13:02:56.276
3	1:59.128		13:04:55.404
4	1:59.408	+0.280	13:06:54.812
5	1:59.314	+0.186	13:08:54.126
6	2:01.207	+2.079	13:10:55.333
7	2:01.269	+2.141	13:12:56.602
8	2:00.984	+1.856	13:14:57.586
9	2:04.570	+5.442	13:17:02.156
10	2:02.501	+3.373	13:19:04.657
11	2:02.270	+3.142	13:21:06.927
12	2:03.900	+4.772	13:23:10.827
13	2:02.869	+3.741	13:25:13.696
14	2:05.043	+5.915	13:27:18.739
15	2:04.988	+5.860	13:29:23.727
16	2:06.363	+7.235	13:31:30.090

Lap	Lap Tm	Diff	Time of Day
(114) Davide von Zitzewitz			
1			13:00:56.559
2	1:57.613	+0.925	13:02:54.172
3	1:56.688		13:04:50.860
4	1:56.827	+0.139	13:06:47.687
5	1:57.569	+0.881	13:08:45.256
6	2:01.965	+5.277	13:10:47.221
7	2:00.351	+3.663	13:12:47.572
8	2:04.008	+7.320	13:14:51.580
9	2:02.358	+5.670	13:16:53.938
10	2:02.167	+5.479	13:18:56.105
11	2:06.354	+9.666	13:21:02.459
12	2:04.944	+8.256	13:23:07.403
13	2:06.287	+9.599	13:25:13.690
14	2:07.101	+10.413	13:27:20.791
15	2:07.922	+11.234	13:29:28.713
16	2:05.788	+9.100	13:31:34.501

Lap	Lap Tm	Diff	Time of Day
(309) Marco Krauth			
1			13:01:00.370
2	2:00.707	+1.208	13:03:01.077
3	1:59.499		13:05:00.576
4	2:02.569	+3.070	13:07:03.145
5	1:59.814	+0.315	13:09:02.959
6	2:00.334	+0.835	13:11:03.293
7	2:01.198	+1.699	13:13:04.491
8	2:00.429	+0.930	13:15:04.920
9	2:01.232	+1.733	13:17:06.152
10	2:02.961	+3.462	13:19:09.113

Lap	Lap Tm	Diff	Time of Day
11	2:01.366	+1.867	13:21:10.479
12	2:02.829	+3.330	13:23:13.308
13	2:03.490	+3.991	13:25:16.798
14	2:05.531	+6.032	13:27:22.329
15	2:07.109	+7.610	13:29:29.438
16	2:06.848	+7.349	13:31:36.286

Lap	Lap Tm	Diff	Time of Day
(315) Rasmus Lynggaard			
1			13:01:01.647
2	2:01.269	+2.180	13:03:02.916
3	1:59.089		13:05:02.005
4	2:00.690	+1.601	13:07:02.695
5	2:01.506	+2.417	13:09:04.201
6	2:01.418	+2.329	13:11:05.619
7	2:01.949	+2.860	13:13:07.568
8	2:00.374	+1.285	13:15:07.942
9	2:01.678	+2.589	13:17:09.620
10	2:02.469	+3.380	13:19:12.089
11	2:03.171	+4.082	13:21:15.260
12	2:05.892	+6.803	13:23:21.152
13	2:04.659	+5.570	13:25:25.811
14	2:04.707	+5.618	13:27:30.518
15	2:04.787	+5.698	13:29:35.305
16	2:06.559	+7.470	13:31:41.864

Lap	Lap Tm	Diff	Time of Day
(66) Tim Koch			
1			13:01:04.091
2	2:03.341	+3.436	13:03:07.432
3	2:01.054	+1.149	13:05:08.486
4	1:59.905		13:07:08.391
5	2:05.146	+5.241	13:09:13.537
6	2:01.424	+1.519	13:11:14.961
7	2:01.690	+1.785	13:13:16.651
8	2:01.478	+1.573	13:15:18.129
9	2:05.088	+5.183	13:17:23.217
10	2:03.676	+3.771	13:19:26.893
11	2:02.386	+2.481	13:21:29.279
12	2:02.312	+2.407	13:23:31.591
13	2:02.843	+2.938	13:25:34.434
14	2:03.858	+3.953	13:27:38.292
15	2:05.079	+5.174	13:29:43.371
16	2:05.410	+5.505	13:31:48.781

Lap	Lap Tm	Diff	Time of Day
(342) Jens Poppe			
1			13:00:59.857
2	1:59.665		13:02:59.522
3	2:00.093	+0.428	13:04:59.615
4	2:01.947	+2.282	13:07:01.562
5	2:00.625	+0.960	13:09:02.187
6	2:02.477	+2.812	13:11:04.664
7	2:02.726	+3.061	13:13:07.390
8	2:03.231	+3.566	13:15:10.621
9	2:02.628	+2.963	13:17:13.249
10	2:03.635	+3.970	13:19:16.884
11	2:04.166	+4.501	13:21:21.050
12	2:04.190	+4.525	13:23:25.240
13	2:05.093	+5.428	13:25:30.333
14	2:06.488	+6.823	13:27:36.821
15	2:07.142	+7.477	13:29:43.963
16	2:06.697	+7.032	13:31:50.660

Lap	Lap Tm	Diff	Time of Day
(51) Jens Getteman			
1			13:01:03.620
2	2:05.714	+5.997	13:03:09.334
3	1:59.717		13:05:09.051
4	2:00.005	+0.288	13:07:09.056

Lap	Lap Tm	Diff	Time of Day
5	2:03.931	+4.214	13:09:12.987
6	2:00.672	+0.955	13:11:13.659
7	2:00.663	+0.946	13:13:14.322
8	2:02.629	+2.912	13:15:16.951
9	2:03.458	+3.741	13:17:20.409
10	2:08.663	+8.946	13:19:29.072
11	2:05.294	+5.577	13:21:34.366
12	2:03.426	+3.709	13:23:37.792
13	2:02.768	+3.051	13:25:40.560
14	2:02.982	+3.265	13:27:43.542
15	2:04.012	+4.295	13:29:47.554
16	2:03.464	+3.747	13:31:51.018

Lap	Lap Tm	Diff	Time of Day
(96) Michael Kaussen			
1			13:00:59.219
2	1:59.276	+0.686	13:02:58.495
3	1:59.548	+0.958	13:04:58.043
4	1:58.590		13:06:56.633
5	1:59.718	+1.128	13:08:56.351
6	2:00.906	+2.316	13:10:57.257
7	2:01.450	+2.860	13:12:58.707
8	2:01.283	+2.693	13:14:59.990
9	2:03.337	+4.747	13:17:03.327
10	2:04.911	+6.321	13:19:08.238
11	2:04.766	+6.176	13:21:13.004
12	2:07.673	+9.083	13:23:20.677
13	2:07.422	+8.832	13:25:28.099
14	2:08.167	+9.577	13:27:36.266
15	2:09.034	+10.444	13:29:45.300
16	2:10.012	+11.422	13:31:55.312

Lap	Lap Tm	Diff	Time of Day
(153) Matthias Walczuch			
1			13:00:59.771
2	2:00.726	+1.290	13:03:00.497
3	1:59.501	+0.065	13:04:59.998
4	1:59.436		13:06:59.434
5	2:00.813	+1.377	13:09:00.247
6	2:02.365	+2.929	13:11:02.612
7	2:05.155	+5.719	13:13:07.767
8	2:04.392	+4.956	13:15:12.159
9	2:04.491	+5.055	13:17:16.650
10	2:07.271	+7.835	13:19:23.921
11	2:07.994	+8.558	13:21:31.915
12	2:05.126	+5.690	13:23:37.041
13	2:05.369	+5.933	13:25:42.410
14	2:05.312	+5.876	13:27:47.722
15	2:05.991	+6.555	13:29:53.713
16	2:08.350	+8.914	13:32:02.063

Lap	Lap Tm	Diff	Time of Day
(952) Ludovic Macler			
1			13:01:01.105
2	2:01.307	+0.302	13:03:02.412
3	2:01.005		13:05:03.417
4	2:01.101	+0.096	13:07:04.518
5	2:01.750	+0.745	13:09:06.268
6	2:04.039	+3.034	13:11:10.307
7	2:02.869	+1.864	13:13:13.176
8	2:02.670	+1.665	13:15:15.846
9	2:04.286	+3.281	13:17:20.132
10	2:06.017	+5.012	13:19:26.149
11	2:06.646	+5.641	13:21:32.795
12	2:06.772	+5.767	13:23:39.567
13	2:06.151	+5.146	13:25:45.718
14	2:05.984	+4.979	13:27:51.702
15	2:09.285	+8.280	13:30:00.987

Orbits 4

Timekeeping Tina Krlitschka:

Clerk of the course Christop Kunze:

Steward Olaf Noack:

Reg. Nr MX 06-10

Licensed to: Motorsport Events

Printed: 2010-04-18 13:34:56

posted at: h

Page 2/4

ADAC MX Masters Fürstlich Drehna 2010

MX Youngster Cup

Fürstlich Drehna 1,837 Km

1. Race

2010-04-18 13:00

Race (25:00 and 2 Laps) started at 13:00:03



Lap	Lap Tm	Diff	Time of Day
(43) Niklas Rath			
1			13:01:01.910
2	2:02.679	+2.260	13:03:04.589
3	2:00.419		13:05:05.008
4	2:01.262	+0.843	13:07:06.270
5	2:02.152	+1.733	13:09:08.422
6	2:03.096	+2.677	13:11:11.518
7	2:01.817	+1.398	13:13:13.335
8	2:03.270	+2.851	13:15:16.605
9	2:05.338	+4.919	13:17:21.943
10	2:07.815	+7.396	13:19:29.758
11	2:06.613	+6.194	13:21:36.371
12	2:05.185	+4.766	13:23:41.556
13	2:04.948	+4.529	13:25:46.504
14	2:07.820	+7.401	13:27:54.324
15	2:11.059	+10.640	13:30:05.383

Lap	Lap Tm	Diff	Time of Day
(161) Lars Reuther			
1			13:01:00.192
2	2:03.070	+2.284	13:03:03.262
3	2:01.085	+0.299	13:05:04.347
4	2:00.786		13:07:05.133
5	2:01.719	+0.933	13:09:06.852
6	2:03.690	+2.904	13:11:10.542
7	2:17.507	+16.721	13:13:28.049
8	2:04.647	+3.861	13:15:32.696
9	2:02.077	+1.291	13:17:34.773
10	2:03.988	+3.202	13:19:38.761
11	2:03.756	+2.970	13:21:42.517
12	2:05.622	+4.836	13:23:48.139
13	2:05.575	+4.789	13:25:53.714
14	2:07.266	+6.480	13:28:00.980
15	2:07.420	+6.634	13:30:08.400

Lap	Lap Tm	Diff	Time of Day
(39) Roland Diepold			
1			13:01:03.100
2	2:01.953	+0.826	13:03:05.053
3	2:01.127		13:05:06.180
4	2:01.435	+0.308	13:07:07.615
5	2:01.985	+0.858	13:09:09.600
6	2:03.989	+2.862	13:11:13.589
7	2:02.654	+1.527	13:13:16.243
8	2:03.315	+2.188	13:15:19.558
9	2:03.264	+2.137	13:17:22.822
10	2:04.127	+3.000	13:19:26.949
11	2:11.030	+9.903	13:21:37.979
12	2:12.005	+10.878	13:23:49.984
13	2:06.217	+5.090	13:25:56.201
14	2:06.345	+5.218	13:28:02.546
15	2:06.812	+5.685	13:30:09.358

Lap	Lap Tm	Diff	Time of Day
(78) Jaap Corneth			
1			13:01:14.937
2	1:59.614		13:03:14.551
3	1:59.983	+0.369	13:05:14.534
4	2:02.123	+2.509	13:07:16.657
5	2:04.361	+4.747	13:09:21.018
6	2:02.991	+3.377	13:11:24.009
7	2:03.567	+3.953	13:13:27.576
8	2:02.023	+2.409	13:15:29.599
9	2:03.477	+3.863	13:17:33.076
10	2:03.607	+3.993	13:19:36.683
11	2:05.406	+5.792	13:21:42.089
12	2:05.384	+5.770	13:23:47.473
13	2:07.452	+7.838	13:25:54.925
14	2:08.644	+9.030	13:28:03.569

Lap	Lap Tm	Diff	Time of Day
(137) Jan Wiards			
15	2:07.666	+8.052	13:30:11.235
1			13:01:04.013
2	2:01.731	+1.172	13:03:05.744
3	2:00.559		13:05:06.303
4	2:00.848	+0.289	13:07:07.151
5	2:16.576	+16.017	13:09:23.727
6	2:03.072	+2.513	13:11:26.799
7	2:03.108	+2.549	13:13:29.907
8	2:04.209	+3.650	13:15:34.116
9	2:08.136	+7.577	13:17:42.252
10	2:06.656	+6.097	13:19:48.908
11	2:05.236	+4.677	13:21:54.144
12	2:06.576	+6.017	13:24:00.720
13	2:05.405	+4.846	13:26:06.125
14	2:06.642	+6.083	13:28:12.767
15	2:12.063	+11.504	13:30:24.830

Lap	Lap Tm	Diff	Time of Day
(138) Levy Batista			
1			13:01:32.366
2	2:31.985	+33.749	13:04:04.351
3	1:58.236		13:06:02.587
4	1:58.283	+0.047	13:08:00.870
5	1:58.866	+0.630	13:09:59.736
6	1:58.345	+0.109	13:11:58.081
7	1:58.892	+0.656	13:13:56.973
8	1:59.515	+1.279	13:15:56.488
9	2:01.597	+3.361	13:17:58.085
10	2:03.362	+5.126	13:20:01.447
11	2:02.867	+4.631	13:22:04.314
12	2:03.345	+5.109	13:24:07.659
13	2:06.652	+8.416	13:26:14.311
14	2:04.300	+6.064	13:28:18.611
15	2:12.777	+14.541	13:30:31.388

Lap	Lap Tm	Diff	Time of Day
(206) Daniel Hutchinson			
1			13:01:06.784
2	2:03.490	+1.608	13:03:10.274
3	2:03.069	+1.187	13:05:13.343
4	2:01.882		13:07:15.225
5	2:03.537	+1.655	13:09:18.762
6	2:03.531	+1.649	13:11:22.293
7	2:04.550	+2.668	13:13:26.843
8	2:07.126	+5.244	13:15:33.969
9	2:07.801	+5.919	13:17:41.770
10	2:06.670	+4.788	13:19:48.440
11	2:08.637	+6.755	13:21:57.077
12	2:09.739	+7.857	13:24:06.816
13	2:11.553	+9.671	13:26:18.369
14	2:11.786	+9.904	13:28:30.155
15	2:10.804	+8.922	13:30:40.959

Lap	Lap Tm	Diff	Time of Day
(191) Marcel Reuther			
1			13:01:04.882
2	2:03.403	+1.442	13:03:08.285
3	2:01.961		13:05:10.246
4	2:03.413	+1.452	13:07:13.659
5	2:07.384	+5.423	13:09:21.043
6	2:08.548	+6.587	13:11:29.591
7	2:06.822	+4.861	13:13:36.413
8	2:07.582	+5.621	13:15:43.995
9	2:08.722	+6.761	13:17:52.717
10	2:09.077	+7.116	13:20:01.794
11	2:05.940	+3.979	13:22:07.734
12	2:09.536	+7.575	13:24:17.270

Lap	Lap Tm	Diff	Time of Day
13	2:07.916	+5.955	13:26:25.186
14	2:10.897	+8.936	13:28:36.083
15	2:13.469	+11.508	13:30:49.552

Lap	Lap Tm	Diff	Time of Day
(85) David Metz			
1			13:00:57.894
2	1:59.721	+1.467	13:02:57.615
3	1:59.778	+1.524	13:04:57.393
4	1:58.254		13:06:55.647
5	1:59.774	+1.520	13:08:55.421
6	2:00.642	+2.388	13:10:56.063
7	2:01.199	+2.945	13:12:57.262
8	2:01.261	+3.007	13:14:58.523
9	2:01.581	+3.327	13:17:00.104
10	3:10.253	+1:11.999	13:20:10.357
11	2:11.204	+12.950	13:22:21.561
12	2:07.595	+9.341	13:24:29.156
13	2:08.592	+10.338	13:26:37.748
14	2:06.211	+7.957	13:28:43.959
15	2:10.784	+12.530	13:30:54.743

Lap	Lap Tm	Diff	Time of Day
(218) Tobias Linke			
1			13:01:27.447
2	2:01.674		13:03:29.121
3	2:03.588	+1.914	13:05:32.709
4	2:04.014	+2.340	13:07:36.723
5	2:04.982	+3.308	13:09:41.705
6	2:04.847	+3.173	13:11:46.552
7	2:04.855	+3.181	13:13:51.407
8	2:04.606	+2.932	13:15:56.013
9	2:06.753	+5.079	13:18:02.766
10	2:09.382	+7.708	13:20:12.148
11	2:10.309	+8.635	13:22:22.457
12	2:07.907	+6.233	13:24:30.364
13	2:09.073	+7.399	13:26:39.437
14	2:07.676	+6.002	13:28:47.113
15	2:09.713	+8.039	13:30:56.826

Lap	Lap Tm	Diff	Time of Day
(142) Mathias Plessers			
1			13:01:02.521
2	2:36.341	+37.000	13:03:38.862
3	1:59.341		13:05:38.203
4	2:02.657	+3.316	13:07:40.860
5	2:02.144	+2.803	13:09:43.004
6	2:04.715	+5.374	13:11:47.719
7	2:04.151	+4.810	13:13:51.870
8	2:43.174	+43.833	13:16:35.044
9	2:04.443	+5.102	13:18:39.487
10	2:05.457	+6.116	13:20:44.944
11	2:07.191	+7.850	13:22:52.135
12	2:07.419	+8.078	13:24:59.554
13	2:09.117	+9.776	13:27:08.671
14	2:07.020	+7.679	13:29:15.691
15	2:09.660	+10.319	13:31:25.351

Lap	Lap Tm	Diff	Time of Day
(217) Paul Moser			
1			13:01:07.752
2	2:02.946	+2.194	13:03:10.698
3	2:00.752		13:05:11.450
4	2:02.336	+1.584	13:07:13.786
5	2:02.756	+2.004	13:09:16.542
6	2:03.906	+3.154	13:11:20.448
7	2:03.640	+2.888	13:13:24.088
8	2:37.015	+36.263	13:16:01.103
9	2:09.945	+9.193	13:18:11.048
10	3:33.261	+1:32.509	13:21:44.309



ADAC MX Masters Fürstlich Drehna 2010

MX Youngster Cup

Fürstlich Drehna 1,837 Km

1. Race

2010-04-18 13:00

Race (25:00 and 2 Laps) started at 13:00:03

Lap	Lap Tm	Diff	Time of Day
11	2:06.953	+6.201	13:23:51.262
12	2:09.379	+8.627	13:26:00.641
13	2:11.673	+10.921	13:28:12.314
14	2:15.219	+14.467	13:30:27.533

(298) Peter Irt

Lap	Lap Tm	Diff	Time of Day
1			13:01:30.193
2	1:59.233	+0.481	13:03:29.426
3	1:58.752		13:05:28.178
4	1:59.200	+0.448	13:07:27.378
5	2:01.512	+2.760	13:09:28.890
6	5:23.286	+3:24.534	13:14:52.176
7	2:02.443	+3.691	13:16:54.619
8	2:03.380	+4.628	13:18:57.999
9	2:06.579	+7.827	13:21:04.578
10	2:08.591	+9.839	13:23:13.169
11	2:08.480	+9.728	13:25:21.649
12	2:09.280	+10.528	13:27:30.929

(112) Dieter Vromans

Lap	Lap Tm	Diff	Time of Day
1			13:01:02.340
2	2:01.832	+2.324	13:03:04.172
3	1:59.508		13:05:03.680
4	2:02.100	+2.592	13:07:05.780
5	2:01.439	+1.931	13:09:07.219
6	2:00.835	+1.327	13:11:08.054

(44) Jan Uhlig

Lap	Lap Tm	Diff	Time of Day
1			13:00:54.255
2	1:54.914		13:02:49.169
3	1:55.746	+0.832	13:04:44.915
4	1:56.454	+1.540	13:06:41.369
5	1:57.736	+2.822	13:08:39.105

(122) Hannes Volber

Lap	Lap Tm	Diff	Time of Day
1			13:00:54.905
2	1:55.949		13:02:50.854
3	1:57.922	+1.973	13:04:48.776
4	1:56.327	+0.378	13:06:45.103

(190) Lukas Neuraüter

Lap	Lap Tm	Diff	Time of Day
1			13:01:03.402
2	2:03.039	+1.766	13:03:06.441
3	2:01.273		13:05:07.714

Lap	Lap Tm	Diff	Time of Day
-----	--------	------	-------------

Lap	Lap Tm	Diff	Time of Day
-----	--------	------	-------------



ADAC MX Masters Fürstlich Drehna 2010

Lapchart

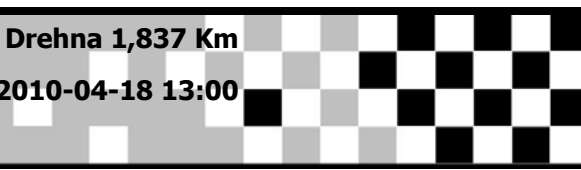
MX Youngster Cup

Fürstlich Drehna 1,837 Km

1. Race

2010-04-18 13:00

Race (25:00 and 2 Laps) started at 13:00:03



Competitors	Laps															
	1	2	3	4	5	6	7	8	9	10	11	12	13	14	15	16
Julien Lieber (233)	1	233	511	79	79	79	79	79	79	79	79	79	79	79	79	79
Benjamin Mallon (511)	2	511	79	511	511	511	511	511	233	233	233	233	233	233	233	49
Dennis Ullrich (49)	3	49	233	233	233	233	233	233	511	511	511	49	49	49	49	336
Lars Oldekamp (79)	4	79	49	49	49	49	49	49	49	49	49	336	336	336	336	727
Jan Uhlig (44)	5	44	44	44	44	44	727	336	336	336	336	336	511	727	727	511
Hannes Volber (122)	6	122	122	727	727	727	336	727	727	727	727	727	511	511	511	215
Boris Maillard (727)	7	727	727	336	336	336	254	254	254	222	215	215	215	215	215	222
Mike Kallauch (254)	8	254	336	122	122	254	222	222	222	215	222	222	222	222	222	824
Hannes Richter (37)	9	37	254	254	254	114	215	215	215	254	254	254	824	824	824	233
Davide von Zitzewitz (114)	10	114	114	114	114	222	114	114	824	824	824	824	254	254	254	64
Stefan Kjer Olsen (336)	11	336	222	222	222	215	824	824	114	114	114	64	64	64	64	254
Kasper Lynggaard (215)	12	215	37	215	215	824	37	37	37	64	64	114	114	114	37	776
Ron Noffz (222)	13	222	215	37	824	37	85	85	64	85	37	37	37	37	114	37
David Metz (85)	14	85	85	824	37	85	96	96	85	37	96	309	309	309	776	114
Nick Kouwenberg (824)	15	824	824	85	85	96	64	64	96	96	309	96	776	776	309	309
Michael Kaussen (96)	16	96	96	96	96	153	153	309	309	309	315	315	96	315	315	315
Matthias Walczuch (153)	17	153	342	342	153	64	309	342	315	315	342	776	315	96	96	66
Jens Poppe (342)	18	342	153	153	342	342	342	315	342	776	342	342	342	342	342	342
Lars Reuther (161)	19	161	309	309	64	309	315	153	153	153	66	66	66	66	96	51
Marco Krauth (309)	20	309	64	64	315	315	112	952	952	776	952	153	153	51	51	96
Dominique Thury (64)	21	64	952	315	309	952	952	43	776	952	66	952	51	153	153	153
Ludovic Macler (952)	22	952	315	952	952	161	161	776	43	51	39	51	952	952	952	952
Rasmus Lynggaard (315)	23	315	161	112	161	112	43	51	51	43	51	43	43	43	43	43
Niklas Rath (43)	24	43	112	161	112	43	776	39	66	39	43	39	78	161	161	161
Dieter Vromans (112)	25	112	43	43	43	39	39	66	39	66	78	78	161	78	39	39
Mathias Plessers (142)	26	142	39	39	137	776	51	217	78	78	161	161	39	39	78	78
Roland Diepold (39)	27	39	137	137	39	51	66	206	161	161	206	137	137	137	137	137
Lukas Neurauter (190)	28	190	190	776	776	66	217	78	206	206	137	206	206	138	138	138
Jens Getteman (51)	29	51	66	190	66	217	206	161	137	137	138	138	138	206	206	206
Jan Wiards (137)	30	137	776	66	51	206	78	137	191	191	191	191	191	191	191	191
Tim Koch (66)	31	66	191	51	191	78	137	191	218	138	85	85	85	85	85	85
Marcel Reuther (191)	32	191	51	191	217	191	191	218	138	218	218	218	218	218	218	218
Daniel Hutchinson (206)	33	206	206	217	206	137	218	142	217	217	142	142	142	142	142	142
Paul Moser (217)	34	217	217	206	78	298	142	138	142	142	217	217	217	217	217	217
Pascal Rauchenecker (776)	35	776	78	78	298	218	138	298	298	298	298	298	298	298	298	298
Jaap Corneth (78)	36	78	218	298	218	142	298									
Tobias Linke (218)	37	218	298	218	142	138										
Peter Irt (298)	38	298	142	142	138											
Levy Batista (138)	39	138	138	138												
-	40															



ADAC MX Masters Fürstlich Drehna 2010

MX Youngster Cup

Fürstlich Drehna 1,837 Km

2. Race

2010-04-18 15:30

Race (25:00 and 2 Laps) started at 15:36:33

Pos	No.	Name	FNM	Nat./Hometown	Trademark	Entrant/Team	Laps	Total Tm	Diff	Best Tm 1 Lap	Points	
1	79	Lars Oldekamp	DMSB	GER-Emlichheim	KTM	SILENT SPORT TEAM	16	30:59.421		1:57.496	2	25
2	511	Benjamin Mallon	DMSB	GER-Cordshagen	KTM	KTM GST Berlin	16	31:19.971	20.550	1:57.901	2	22
3	336	Stefan Kjer Olsen	DMU	DEN-Sønderborg	SUZUKI		16	31:29.995	30.574	1:58.591	5	20
4	215	Kasper Lynggaard	DMU	DEN-ERSLER	KAWASAKI	PFEIL KAWASAKI YOUNGSTE	16	31:39.409	39.988	1:59.185	5	18
5	49	Dennis Ullrich	DMSB	GER-Rammingen	HONDA	Team Honda Waldmann	16	31:44.519	45.098	1:58.597	3	16
6	824	Nick Kouwenberg	KNMV	NED-ELSHOUT	SUZUKI	Team MotoWash – Laurence I	16	31:55.616	56.195	2:00.378	4	15
7	776	Pascal Rauchenecke	OeAMTC	AUT-Peterskirchen	KTM	HSV Ried	16	32:01.025	1:01.604	1:59.704	4	14
8	254	Mike Kallauch	DMSB	GER-Bremerhaven	HONDA	Inndorf-Mx-Sports	16	32:15.520	1:16.099	2:02.859	4	13
9	222	Ron Noffz	DMSB	GER-Greifswald	HONDA	Kalli Racing Team	16	32:17.382	1:17.961	2:01.964	4	12
10	66	Tim Koch	DMSB	GER-Wormstedt	YAMAHA	BRC Johannes Bikes	16	32:19.012	1:19.591	2:02.644	5	11
11	51	Jens Getteman	FMB	BEL-Welle	HONDA		16	32:19.918	1:20.497	2:01.987	4	10
12	112	Dieter Vromans	FMB	BEL-Arendonk	KTM		16	32:22.686	1:23.265	2:03.070	6	9
13	161	Lars Reuther	DMSB	GER-Pleidelsheim	KTM	DMSB-KTM-Kosak-MX-Junior	16	32:32.286	1:32.865	2:03.071	3	8
14	342	Jens Poppe	FMB	BEL-Beveren-Waas	KTM		16	32:37.950	1:38.529	2:01.633	3	7
15	137	Jan Wiards	DMSB	GER-Norden	KTM		16	32:38.796	1:39.375	2:03.535	5	6
16	309	Marco Krauth	DMSB	GER-Pleidelsheim	SUZUKI	TKM Steuck Suzuki	16	32:40.406	1:40.985	2:03.785	3	5
17	64	Dominique Thury	DMSB	GER-Bad Schlema	KTM	MX Team KTM STURM	16	32:51.639	1:52.218	2:02.953	6	4
18	37	Hannes Richter	DMSB	GER-Kroppen	KAWASAKI	PFEIL KAWASAKI YOUNGSTE	16	32:54.602	1:55.181	2:03.272	4	3
19	85	David Metz	DMSB	GER-Daaden	KTM	KTM Sarholz Racing Team	15	31:03.182	1 Lap	2:04.286	3	2
20	727	Boris Maillard	DMSB	FRA-GIGNAC	KAWASAKI	PFEIL KAWASAKI YOUNGSTE	15	31:08.949	1 Lap	2:02.528	4	1
21	122	Hannes Volber	DMSB	GER-Schenkenhorst	HONDA	Kalli Racing Team	15	31:09.997	1 Lap	2:02.622	3	0
22	315	Rasmus Lynggaard	DMU	DEN-ERSLER	KAWASAKI	PFEIL KAWASAKI YOUNGSTE	15	31:11.420	1 Lap	2:06.364	4	0
23	96	Michael Kaussen	DMSB	GER-Roetgen	KTM	SILENT SPORT TEAM	15	31:40.264	1 Lap	2:05.842	3	0
24	279	Jack Krupke	DMSB	GER-frankfurt (oder)	SUZUKI		15	31:49.488	1 Lap	2:07.744	6	0
25	100	Stephan Büttner	DMSB	GER-Schkölen	KAWASAKI	Kawasaki Elf Team Pfeil	15	32:06.855	1 Lap	2:05.276	4	0
26	78	Jaap Corneth	KNMV	NED-Baarlo	KTM	Fretec - Champ MX Team	15	32:14.696	1 Lap	2:09.571	6	0
27	952	Ludovic Macler	DMSB	FRA-bliesbruck	KAWASAKI	Sturm Racing Team	15	32:17.631	1 Lap	2:06.764	4	0
28	206	Daniel Hutchinson	KNMV	GBR-Winterswijk	KTM		15	32:21.701	1 Lap	2:09.121	5	0
29	43	Niklas Raths	DMSB	GER-Niederzier	KTM	KTM Sarholz Racing Team	15	32:58.492	1 Lap	2:04.916	3	0
Not qualified ()												
114		Davide von Zitzewit	DMSB	GER-Karlshof	KTM	BvZ Racing Team	14	27:54.351	DNF	2:00.205	3	0
153		Matthias Walczuch	DMSB	GER-Moers	KTM	Castrol Power1 Moto Web	10	19:57.790	DNF	2:03.903	4	0
142		Matthias Plessers	FMB	BEL-landen	KTM		9	18:55.243	DNF	2:07.040	4	0
217		Paul Moser	OeAMTC	AUT-Neumarkt	YAMAHA	Chilli-X Judenburg	9	20:23.968	DNF	2:06.715	3	0
191		Marcel Reuther	DMSB	GER-Pleidelsheim	KTM	KTM Kosak-Racing	7	14:22.759	DNF	2:08.989	4	0
138		Levy Batista	FFM	FRA-Nancy	KTM	KTM Kosak Racing	6	11:42.126	DNF	2:05.851	4	0
190		Lukas Neurauter	OeAMTC	AUT-Sautens	KTM	MSC-Rietz	5	10:37.028	DNF	2:07.543	3	0
233		Julien Lieber	MUL	BEL-STRASSEN	SUZUKI		4	6:54.795	DNF	2:00.324	4	0
39		Roland Diepold	DMSB	GER-Neumarkt	HUSQVARNA	Team Zupin Husquarna	3	6:27.949	DNF	2:02.939	2	0
44		Jan Uhlig	DMSB	GER-Lugau	KTM	MX Team KTM STURM	1	57.326	DNF		1	0
298		Peter Irt	AMZS	SLO-Ljubljana-Polje	YAMAHA	Team Goldfren Deutschland			DNF		0	0

Announcements

These results are provisional until the conclusion of any judicial and technical matters

Started: 40 Classified: 29 Not classified: 11

Margin of Victory	Ø km/h	Best Lap Tm	km/h	Best Lap by
20.550	56,905	1:57.496	56,284	79 - Lars Oldekamp

Orbits 4

Timekeeping Tina Krlitschka:

Clerk of the course Christop Kunze:

www.amb-it.com

www.mylaps.com

Steward Olaf Noack:

Reg. Nr MX 06-10

Licensed to: Motorsport Events

Printed: 2010-04-18 16:12:17

posted at: h



ADAC MX Masters Fürstlich Drehna 2010

MX Youngster Cup

Fürstlich Drehna 1,837 Km

2. Race

2010-04-18 15:30

Race (25:00 and 2 Laps) started at 15:36:33

Lap Lap Tm Diff Time of Day

(79) Lars Oldekamp

1			15:37:23.663
2	1:57.496		15:39:21.159
3	1:57.552	+0.056	15:41:18.711
4	1:58.301	+0.805	15:43:17.012
5	1:57.911	+0.415	15:45:14.923
6	1:58.863	+1.367	15:47:13.786
7	1:59.902	+2.406	15:49:13.688
8	1:59.558	+2.062	15:51:13.246
9	2:00.019	+2.523	15:53:13.265
10	2:00.003	+2.507	15:55:13.268
11	2:01.045	+3.549	15:57:14.313
12	2:01.785	+4.289	15:59:16.098
13	2:02.923	+5.427	16:01:19.021
14	2:03.188	+5.692	16:03:22.209
15	2:04.040	+6.544	16:05:26.249
16	2:06.624	+9.128	16:07:32.873

(511) Benjamin Mallon

1			15:37:22.136
2	1:57.901		15:39:20.037
3	1:59.590	+1.689	15:41:19.627
4	1:58.302	+0.401	15:43:17.929
5	1:58.612	+0.711	15:45:16.541
6	1:59.794	+1.893	15:47:16.335
7	2:00.264	+2.363	15:49:16.599
8	1:59.680	+1.779	15:51:16.279
9	2:01.315	+3.414	15:53:17.594
10	2:01.615	+3.714	15:55:19.209
11	2:01.885	+3.984	15:57:21.094
12	2:03.078	+5.177	15:59:24.172
13	2:06.638	+8.737	16:01:30.810
14	2:06.069	+8.168	16:03:36.879
15	2:07.133	+9.232	16:05:44.012
16	2:09.411	+11.510	16:07:53.423

(336) Stefan Kjer Olsen

1			15:37:29.576
2	2:01.710	+3.119	15:39:31.286
3	2:00.371	+1.780	15:41:31.657
4	1:59.261	+0.670	15:43:30.918
5	1:58.591		15:45:29.509
6	1:59.276	+0.685	15:47:28.785
7	2:00.209	+1.618	15:49:28.994
8	2:01.603	+3.012	15:51:30.597
9	2:00.963	+2.372	15:53:31.560
10	2:01.813	+3.222	15:55:33.373
11	2:01.644	+3.053	15:57:35.017
12	2:11.702	+13.111	15:59:46.719
13	2:02.842	+4.251	16:01:49.561
14	2:04.401	+5.810	16:03:53.962
15	2:03.962	+5.371	16:05:57.924
16	2:05.523	+6.932	16:08:03.447

(215) Kasper Lynggaard

1			15:37:27.332
2	2:01.356	+2.171	15:39:28.688
3	1:59.917	+0.732	15:41:28.605
4	2:00.299	+1.114	15:43:28.904
5	1:59.185		15:45:28.089
6	1:59.450	+0.265	15:47:27.539
7	2:00.569	+1.384	15:49:28.108
8	2:01.500	+2.315	15:51:29.608
9	2:03.537	+4.352	15:53:33.145
10	2:03.679	+4.494	15:55:36.824

11	2:04.364	+5.179	15:57:41.188
12	2:04.177	+4.992	15:59:45.365
13	2:07.378	+8.193	16:01:52.743
14	2:04.394	+5.209	16:03:57.137
15	2:05.234	+6.049	16:06:02.371
16	2:10.490	+11.305	16:08:12.861

(49) Dennis Ullrich

1			15:37:25.959
2	1:58.828	+0.231	15:39:24.787
3	1:58.597		15:41:23.384
4	1:59.168	+0.571	15:43:22.552
5	2:01.015	+2.418	15:45:23.567
6	2:02.048	+3.451	15:47:25.615
7	2:02.045	+3.448	15:49:27.660
8	2:04.550	+5.953	15:51:32.210
9	2:04.079	+5.482	15:53:36.289
10	2:05.241	+6.644	15:55:41.530
11	2:06.890	+8.293	15:57:48.420
12	2:05.422	+6.825	15:59:53.842
13	2:04.773	+6.176	16:01:58.615
14	2:04.829	+6.232	16:04:03.444
15	2:05.558	+6.961	16:06:09.002
16	2:08.969	+10.372	16:08:17.971

(824) Nick Kouwenberg

1			15:37:28.051
2	2:05.262	+4.884	15:39:33.313
3	2:01.983	+1.605	15:41:35.296
4	2:00.378		15:43:35.674
5	2:00.534	+0.156	15:45:36.208
6	2:02.459	+2.081	15:47:38.667
7	2:02.725	+2.347	15:49:41.392
8	2:03.562	+3.184	15:51:44.954
9	2:05.274	+4.896	15:53:50.228
10	2:04.601	+4.223	15:55:54.829
11	2:03.604	+3.226	15:57:58.433
12	2:03.525	+3.147	16:00:01.958
13	2:02.812	+2.434	16:02:04.770
14	2:05.068	+4.690	16:04:09.838
15	2:05.757	+5.379	16:06:15.595
16	2:13.473	+13.095	16:08:29.068

(776) Pascal Rauchenecker

1			15:37:46.281
2	2:03.560	+3.856	15:39:49.841
3	2:03.822	+4.118	15:41:53.663
4	1:59.704		15:43:53.367
5	2:01.961	+2.257	15:45:55.328
6	2:00.701	+0.997	15:47:56.029
7	2:01.467	+1.763	15:49:57.496
8	2:02.306	+2.602	15:51:59.802
9	2:02.719	+3.015	15:54:02.521
10	2:01.921	+2.217	15:56:04.442
11	2:02.189	+2.485	15:58:06.631
12	2:01.824	+2.120	16:00:08.455
13	2:02.114	+2.410	16:02:10.569
14	2:04.714	+5.010	16:04:15.283
15	2:06.884	+7.180	16:06:22.167
16	2:12.310	+12.606	16:08:34.477

(254) Mike Kallauch

1			15:37:29.332
2	2:03.095	+0.236	15:39:32.427
3	2:03.029	+0.170	15:41:35.456
4	2:02.859		15:43:38.315

5	2:03.878	+1.019	15:45:42.193
6	2:05.885	+3.026	15:47:48.078
7	2:05.155	+2.296	15:49:53.233
8	2:05.215	+2.356	15:51:58.448
9	2:05.979	+3.120	15:54:04.427
10	2:05.753	+2.894	15:56:10.180
11	2:05.000	+2.141	15:58:15.180
12	2:05.094	+2.235	16:00:20.274
13	2:06.521	+3.662	16:02:26.795
14	2:06.696	+3.837	16:04:33.491
15	2:07.417	+4.558	16:06:40.908
16	2:08.064	+5.205	16:08:48.972

(222) Ron Nofz

1			15:37:31.343
2	2:02.817	+0.853	15:39:34.160
3	2:02.405	+0.441	15:41:36.565
4	2:01.964		15:43:38.529
5	2:04.289	+2.325	15:45:42.818
6	2:05.981	+4.017	15:47:48.799
7	2:04.326	+2.362	15:49:53.125
8	2:03.887	+1.923	15:51:57.012
9	2:05.005	+3.041	15:54:02.017
10	2:05.984	+4.020	15:56:08.001
11	2:06.196	+4.232	15:58:14.197
12	2:06.649	+4.685	16:00:20.846
13	2:07.467	+5.503	16:02:28.313
14	2:07.840	+5.876	16:04:36.153
15	2:07.678	+5.714	16:06:43.831
16	2:07.003	+5.039	16:08:50.834

(66) Tim Koch

1			15:37:30.659
2	2:05.353	+2.709	15:39:36.012
3	2:02.879	+0.235	15:41:38.891
4	2:02.923	+0.279	15:43:41.814
5	2:02.644		15:45:44.458
6	2:05.571	+2.927	15:47:50.029
7	2:05.335	+2.691	15:49:55.364
8	2:04.729	+2.085	15:52:00.093
9	2:06.918	+4.274	15:54:07.011
10	2:05.678	+3.034	15:56:12.689
11	2:06.862	+4.218	15:58:19.551
12	2:06.006	+3.362	16:00:25.557
13	2:06.007	+3.363	16:02:31.564
14	2:06.463	+3.819	16:04:38.027
15	2:06.817	+4.173	16:06:44.844
16	2:07.620	+4.976	16:08:52.464

(51) Jens Getteman

1			15:37:34.581
2	2:03.910	+1.923	15:39:38.491
3	2:02.545	+0.558	15:41:41.036
4	2:01.987		15:43:43.023
5	2:02.510	+0.523	15:45:45.533
6	2:05.257	+3.270	15:47:50.790
7	2:05.087	+3.100	15:49:55.877
8	2:05.240	+3.253	15:52:01.117
9	2:06.782	+4.795	15:54:07.899
10	2:06.066	+4.079	15:56:13.965
11	2:06.583	+4.596	15:58:20.548
12	2:06.360	+4.373	16:00:26.908
13	2:05.459	+3.472	16:02:32.367
14	2:06.563	+4.576	16:04:38.930
15	2:07.066	+5.079	16:06:45.996
16	2:07.374	+5.387	16:08:53.370





ADAC MX Masters Fürstlich Drehna 2010

MX Youngster Cup

Fürstlich Drehna 1,837 Km

2. Race

2010-04-18 15:30

Race (25:00 and 2 Laps) started at 15:36:33

Lap	Lap Tm	Diff	Time of Day
<u>(112) Dieter Vromans</u>			
1			15:37:34.285
2	2:06.902	+3.832	15:39:41.187
3	2:03.398	+0.328	15:41:44.585
4	2:03.637	+0.567	15:43:48.222
5	2:04.344	+1.274	15:45:52.566
6	2:03.070		15:47:55.636
7	2:05.098	+2.028	15:50:00.734
8	2:04.985	+1.915	15:52:05.719
9	2:05.776	+2.706	15:54:11.495
10	2:05.422	+2.352	15:56:16.917
11	2:05.805	+2.735	15:58:22.722
12	2:05.451	+2.381	16:00:28.173
13	2:05.586	+2.516	16:02:33.759
14	2:07.031	+3.961	16:04:40.790
15	2:06.829	+3.759	16:06:47.619
16	2:08.519	+5.449	16:08:56.138
<u>(161) Lars Reuther</u>			
1			15:37:27.650
2	2:05.198	+2.127	15:39:32.848
3	2:03.071		15:41:35.919
4	2:03.956	+0.885	15:43:39.875
5	2:03.689	+0.618	15:45:43.564
6	2:05.390	+2.319	15:47:48.954
7	2:05.333	+2.262	15:49:54.287
8	2:04.846	+1.775	15:51:59.133
9	2:06.335	+3.264	15:54:05.468
10	2:06.708	+3.637	15:56:12.176
11	2:06.575	+3.504	15:58:18.751
12	2:08.798	+5.727	16:00:27.549
13	2:09.389	+6.318	16:02:36.938
14	2:07.636	+4.565	16:04:44.574
15	2:08.078	+5.007	16:06:52.652
16	2:13.086	+10.015	16:09:05.738
<u>(342) Jens Poppe</u>			
1			15:37:26.377
2	2:03.855	+2.222	15:39:30.232
3	2:01.633		15:41:31.865
4	2:03.583	+1.950	15:43:35.448
5	2:05.440	+3.807	15:45:40.888
6	2:04.586	+2.953	15:47:45.474
7	2:04.688	+3.055	15:49:50.162
8	2:06.579	+4.946	15:51:56.741
9	2:05.022	+3.389	15:54:01.763
10	2:08.211	+6.578	15:56:09.974
11	2:08.235	+6.602	15:58:18.209
12	2:08.502	+6.869	16:00:26.711
13	2:09.234	+7.601	16:02:35.945
14	2:08.517	+6.884	16:04:44.462
15	2:11.721	+10.088	16:06:56.183
16	2:15.219	+13.586	16:09:11.402
<u>(137) Jan Wiards</u>			
1			15:37:30.261
2	2:05.581	+2.046	15:39:35.842
3	2:04.296	+0.761	15:41:40.138
4	2:04.511	+0.976	15:43:44.649
5	2:03.535		15:45:48.184
6	2:03.650	+0.115	15:47:51.834
7	2:04.846	+1.311	15:49:56.680
8	2:05.272	+1.737	15:52:01.952
9	2:07.331	+3.796	15:54:09.283
10	2:06.723	+3.188	15:56:16.006

Lap	Lap Tm	Diff	Time of Day
11	2:08.257	+4.722	15:58:24.263
12	2:07.293	+3.758	16:00:31.556
13	2:09.654	+6.119	16:02:41.210
14	2:09.833	+6.298	16:04:51.043
15	2:11.292	+7.757	16:07:02.335
16	2:09.913	+6.378	16:09:12.248
<u>(309) Marco Krauth</u>			
1			15:37:35.602
2	2:07.206	+3.421	15:39:42.808
3	2:03.785		15:41:46.593
4	2:04.351	+0.566	15:43:50.944
5	2:05.091	+1.306	15:45:56.035
6	2:05.517	+1.732	15:48:01.552
7	2:06.019	+2.234	15:50:07.571
8	2:05.300	+1.515	15:52:12.871
9	2:06.609	+2.824	15:54:19.480
10	2:08.190	+4.405	15:56:27.670
11	2:07.302	+3.517	15:58:34.972
12	2:06.337	+2.552	16:00:41.309
13	2:06.951	+3.166	16:02:48.260
14	2:07.572	+3.787	16:04:55.832
15	2:08.613	+4.828	16:07:04.445
16	2:09.413	+5.628	16:09:13.858
<u>(64) Dominique Thury</u>			
1			15:37:26.817
2	2:45.868	+42.915	15:40:12.685
3	2:03.426	+0.473	15:42:16.111
4	2:02.958	+0.005	15:44:19.069
5	2:04.577	+1.624	15:46:23.646
6	2:02.953		15:48:26.599
7	2:04.262	+1.309	15:50:30.861
8	2:05.274	+2.321	15:52:36.135
9	2:04.679	+1.726	15:54:40.814
10	2:04.446	+1.493	15:56:45.260
11	2:04.764	+1.811	15:58:50.024
12	2:06.344	+3.391	16:00:56.368
13	2:07.122	+4.169	16:03:03.490
14	2:05.714	+2.761	16:05:09.204
15	2:06.919	+3.966	16:07:16.123
16	2:08.968	+6.015	16:09:25.091
<u>(37) Hannes Richter</u>			
1			15:37:31.092
2	2:07.134	+3.862	15:39:38.226
3	2:04.662	+1.390	15:41:42.888
4	2:03.272		15:43:46.160
5	2:05.367	+2.095	15:45:51.527
6	2:07.573	+4.301	15:47:59.100
7	2:06.332	+3.060	15:50:05.432
8	2:05.930	+2.658	15:52:11.362
9	2:06.537	+3.265	15:54:17.899
10	2:08.939	+5.667	15:56:26.838
11	2:09.514	+6.242	15:58:36.352
12	2:08.190	+4.918	16:00:44.542
13	2:10.455	+7.183	16:02:54.997
14	2:09.404	+6.132	16:05:04.401
15	2:11.332	+8.060	16:07:15.733
16	2:12.321	+9.049	16:09:28.054
<u>(85) David Metz</u>			
1			15:37:39.705
2	2:15.200	+10.914	15:39:54.905
3	2:04.286		15:41:59.191
4	2:06.765	+2.479	15:44:05.956

Lap	Lap Tm	Diff	Time of Day
5	2:04.798	+0.512	15:46:10.754
6	2:05.848	+1.562	15:48:16.602
7	2:09.444	+5.158	15:50:26.046
8	2:05.929	+1.643	15:52:31.975
9	2:06.663	+2.377	15:54:38.638
10	2:08.889	+4.603	15:56:47.527
11	2:08.627	+4.341	15:58:56.154
12	2:07.447	+3.161	16:01:03.601
13	2:09.384	+5.098	16:03:12.985
14	2:10.305	+6.019	16:05:23.290
15	2:13.344	+9.058	16:07:36.634
<u>(727) Boris Maillard</u>			
1			15:37:40.295
2	2:31.916	+29.388	15:40:12.211
3	2:03.109	+0.581	15:42:15.320
4	2:02.528		15:44:17.848
5	2:04.738	+2.210	15:46:22.586
6	2:05.522	+2.994	15:48:28.108
7	2:06.879	+4.351	15:50:34.987
8	2:06.783	+4.255	15:52:41.770
9	2:06.808	+4.280	15:54:48.578
10	2:08.091	+5.563	15:56:56.669
11	2:06.819	+4.291	15:59:03.488
12	2:07.786	+5.258	16:01:11.274
13	2:09.653	+7.125	16:03:20.927
14	2:10.101	+7.573	16:05:31.028
15	2:11.373	+8.845	16:07:42.401
<u>(122) Hannes Volber</u>			
1			15:37:32.189
2	2:22.159	+19.537	15:39:54.348
3	2:02.622		15:41:56.970
4	2:06.249	+3.627	15:44:03.219
5	2:06.800	+4.178	15:46:10.019
6	2:07.771	+5.149	15:48:17.790
7	2:07.534	+4.912	15:50:25.324
8	2:04.665	+2.043	15:52:29.989
9	2:06.521	+3.899	15:54:36.510
10	2:06.613	+3.991	15:56:43.123
11	2:10.872	+8.250	15:58:53.995
12	2:09.154	+6.532	16:01:03.149
13	2:15.643	+13.021	16:03:18.792
14	2:14.473	+11.851	16:05:33.265
15	2:10.184	+7.562	16:07:43.449
<u>(315) Rasmus Lynggaard</u>			
1			15:37:38.524
2	2:10.531	+4.167	15:39:49.055
3	2:07.288	+0.924	15:41:56.343
4	2:06.364		15:44:02.707
5	2:08.662	+2.298	15:46:11.369
6	2:08.433	+2.069	15:48:19.802
7	2:08.491	+2.127	15:50:28.293
8	2:08.072	+1.708	15:52:36.365
9	2:07.209	+0.845	15:54:43.574
10	2:09.252	+2.888	15:56:52.826
11	2:10.896	+4.532	15:59:03.722
12	2:10.643	+4.279	16:01:14.365
13	2:12.470	+6.106	16:03:26.835
14	2:09.570	+3.206	16:05:36.405
15	2:08.467	+2.103	16:07:44.872
<u>(96) Michael Kaussen</u>			
1			15:37:41.065
2	2:13.854	+8.012	15:39:54.919

Orbits 4

Timekeeping Tina Krlitschka:

Clerk of the course Christop Kunze:

www.amb-it.com

www.mylaps.com

Steward Olaf Noack:

Reg. Nr MX 06-10

Licensed to: Motorsport Events

Printed: 2010-04-18 16:13:02

posted at: h

Page 2/4



ADAC MX Masters Fürstlich Drehna 2010

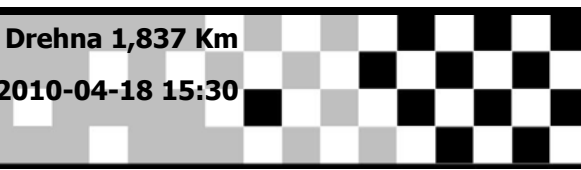
MX Youngster Cup

Fürstlich Drehna 1,837 Km

2. Race

2010-04-18 15:30

Race (25:00 and 2 Laps) started at 15:36:33



Lap	Lap Tm	Diff	Time of Day
3	2:05.842		15:42:00.761
4	2:05.980	+0.138	15:44:06.741
5	2:08.492	+2.650	15:46:15.233
6	2:06.139	+0.297	15:48:21.372
7	2:07.625	+1.783	15:50:28.997
8	2:18.472	+12.630	15:52:47.469
9	2:09.363	+3.521	15:54:56.832
10	2:10.904	+5.062	15:57:07.736
11	2:19.397	+13.555	15:59:27.133
12	2:10.830	+4.988	16:01:37.963
13	2:11.874	+6.032	16:03:49.837
14	2:11.211	+5.369	16:06:01.048
15	2:12.668	+6.826	16:08:13.716

(279) Jack Krupke

1			15:37:37.933
2	2:10.512	+2.768	15:39:48.445
3	2:08.641	+0.897	15:41:57.086
4	2:08.926	+1.182	15:44:06.012
5	2:10.426	+2.682	15:46:16.438
6	2:07.744		15:48:24.182
7	2:10.836	+3.092	15:50:35.018
8	2:10.272	+2.528	15:52:45.290
9	2:09.867	+2.123	15:54:55.157
10	2:12.188	+4.444	15:57:07.345
11	2:13.466	+5.722	15:59:20.811
12	2:13.860	+6.116	16:01:34.671
13	2:13.444	+5.700	16:03:48.115
14	2:16.054	+8.310	16:06:04.169
15	2:18.771	+11.027	16:08:22.940

(100) Stephan Büttner

1			15:37:37.170
2	2:08.061	+2.785	15:39:45.231
3	2:05.714	+0.438	15:41:50.945
4	2:05.276		15:43:56.221
5	2:06.206	+0.930	15:46:02.427
6	2:06.061	+0.785	15:48:08.488
7	2:07.803	+2.527	15:50:16.291
8	2:11.319	+6.043	15:52:27.610
9	2:14.412	+9.136	15:54:42.022
10	2:15.939	+10.663	15:56:57.961
11	2:14.512	+9.236	15:59:12.473
12	2:16.866	+11.590	16:01:29.339
13	2:20.032	+14.756	16:03:49.371
14	2:24.734	+19.458	16:06:14.105
15	2:26.202	+20.926	16:08:40.307

(78) Jaap Corneth

1			15:37:39.654
2	2:36.388	+26.817	15:40:16.042
3	2:10.131	+0.560	15:42:26.173
4	2:09.628	+0.057	15:44:35.801
5	2:10.191	+0.620	15:46:45.992
6	2:09.571		15:48:55.563
7	2:10.831	+1.260	15:51:06.394
8	2:13.547	+3.976	15:53:19.941
9	2:12.728	+3.157	15:55:32.669
10	2:11.157	+1.586	15:57:43.826
11	2:12.871	+3.300	15:59:56.697
12	2:11.328	+1.757	16:02:08.025
13	2:14.041	+4.470	16:04:22.066
14	2:12.582	+3.011	16:06:34.648
15	2:13.500	+3.929	16:08:48.148

(952) Ludovic Macler

1			
---	--	--	--

Lap	Lap Tm	Diff	Time of Day
1			15:37:35.699
2	2:09.412	+2.648	15:39:45.111
3	2:07.915	+1.151	15:41:53.026
4	2:06.764		15:43:59.790
5	2:08.673	+1.909	15:46:08.463
6	2:06.908	+0.144	15:48:15.371
7	2:09.732	+2.968	15:50:25.103
8	2:12.870	+6.106	15:52:37.973
9	2:13.905	+7.141	15:54:51.878
10	2:14.327	+7.563	15:57:06.205
11	2:15.502	+8.738	15:59:21.707
12	2:17.797	+11.033	16:01:39.504
13	2:17.887	+11.123	16:03:57.391
14	2:24.239	+17.475	16:06:21.630
15	2:29.453	+22.689	16:08:51.083

(206) Daniel Hutchinson

1			15:37:36.659
2	2:10.944	+1.823	15:39:47.603
3	2:13.387	+4.266	15:42:00.990
4	2:10.393	+1.272	15:44:11.383
5	2:09.121		15:46:20.504
6	2:10.795	+1.674	15:48:31.299
7	2:12.019	+2.898	15:50:43.318
8	2:11.591	+2.470	15:52:54.909
9	2:12.500	+3.379	15:55:07.409
10	2:15.956	+6.835	15:57:23.365
11	2:17.517	+8.396	15:59:40.882
12	2:19.196	+10.075	16:02:00.078
13	2:19.855	+10.734	16:04:19.933
14	2:16.425	+7.304	16:06:36.358
15	2:18.795	+9.674	16:08:55.153

(43) Niklas Raths

1			15:37:38.991
2	2:10.308	+5.392	15:39:49.299
3	2:04.916		15:41:54.215
4	2:06.135	+1.219	15:44:00.350
5	2:07.546	+2.630	15:46:07.896
6	2:06.936	+2.020	15:48:14.832
7	2:07.221	+2.305	15:50:22.053
8	2:06.291	+1.375	15:52:28.344
9	2:09.895	+4.979	15:54:38.239
10	2:12.412	+7.496	15:56:50.651
11	2:21.359	+16.443	15:59:12.010
12	2:27.162	+22.246	16:01:39.172
13	2:33.917	+29.001	16:04:13.089
14	2:37.628	+32.712	16:06:50.717
15	2:41.227	+36.311	16:09:31.944

(114) Davide von Zitzewitz

1			15:37:25.345
2	2:01.766	+1.561	15:39:27.111
3	2:00.205		15:41:27.316
4	2:02.983	+2.778	15:43:30.299
5	2:03.377	+3.172	15:45:33.676
6	2:04.152	+3.947	15:47:37.828
7	2:06.046	+5.841	15:49:43.874
8	2:04.812	+4.607	15:51:48.686
9	2:05.817	+5.612	15:53:54.503
10	2:05.468	+5.263	15:55:59.971
11	2:07.798	+7.593	15:58:07.769
12	2:06.441	+6.236	16:00:14.210
13	2:06.502	+6.297	16:02:20.712
14	2:07.091	+6.886	16:04:27.803

(153) Matthias Walczuch

1			15:37:34.660
2	2:07.050	+3.147	15:39:41.710
3	2:04.094	+0.191	15:41:45.804
4	2:03.903		15:43:49.707
5	2:05.012	+1.109	15:45:54.719
6	2:05.743	+1.840	15:48:00.462
7	2:06.292	+2.389	15:50:06.754
8	2:08.154	+4.251	15:52:14.908
9	2:09.220	+5.317	15:54:24.128
10	2:07.114	+3.211	15:56:31.242

(142) Mathias Plessers

1			15:37:39.513
2	2:14.436	+7.396	15:39:53.949
3	2:26.909	+19.869	15:42:20.858
4	2:07.040		15:44:27.898
5	2:11.001	+3.961	15:46:38.899
6	2:10.397	+3.357	15:48:49.296
7	2:11.772	+4.732	15:51:01.068
8	2:14.007	+6.967	15:53:15.075
9	2:13.620	+6.580	15:55:28.695

(217) Paul Moser

1			15:37:33.133
2	2:10.376	+3.661	15:39:43.509
3	2:06.715		15:41:50.224
4	2:09.051	+2.336	15:43:59.275
5	2:08.198	+1.483	15:46:07.473
6	2:13.643	+6.928	15:48:21.116
7	3:29.244	+1:22.529	15:51:50.360
8	2:19.472	+12.757	15:54:09.832
9	2:47.588	+40.873	15:56:57.420

(191) Marcel Reuther

1			15:37:40.546
2	2:13.566	+4.577	15:39:54.112
3	2:09.853	+0.864	15:42:03.965
4	2:08.989		15:44:12.954
5	2:10.889	+1.900	15:46:23.843
6	2:14.052	+5.063	15:48:37.895
7	2:18.316	+9.327	15:50:56.211

(138) Levy Batista

1			15:37:38.716
2	2:09.133	+3.282	15:39:47.849
3	2:06.998	+1.147	15:41:54.847
4	2:05.851		15:44:00.698
5	2:07.793	+1.942	15:46:08.491
6	2:07.087	+1.236	15:48:15.578

(190) Lukas Neurauder

1			15:37:37.034
2	2:09.151	+1.608	15:39:46.185
3	2:07.543		15:41:53.728
4	2:15.139	+7.596	15:44:08.867
5	3:01.613	+54.070	15:47:10.480

(233) Julien Lieber

1			15:37:24.728
2	2:01.624	+1.300	15:39:26.352
3	2:01.571	+1.247	15:41:27.923
4	2:00.324		15:43:28.247

(39) Roland Diepold

1			15:38:55.443
---	--	--	--------------

Orbits 4

Timekeeping Tina Krlitschka:

Krlitschka

Clerk of the course Christop Kunze:

Steward Olaf Noack:

Reg. Nr MX 06-10

Licensed to: Motorsport Events

Printed: 2010-04-18 16:13:02

posted at: h

Page 3/4

www.amb-it.com
www.mylaps.com



SUZUKI



MOTUL



DMSB Deutscher Motor Sport Bund e.V.

ADAC MX Masters Fürstlich Drehna 2010

MX Youngster Cup

Fürstlich Drehna 1,837 Km

2. Race

2010-04-18 15:30

Race (25:00 and 2 Laps) started at 15:36:33

Lap	Lap Tm	Diff	Time of Day
2	2:02.939		15:40:58.382
3	2:03.019	+0.080	15:43:01.401
<hr/>			
(44) Jan Uhlig			
1			15:37:30.778

Lap	Lap Tm	Diff	Time of Day
-----	--------	------	-------------

Lap	Lap Tm	Diff	Time of Day
-----	--------	------	-------------

Krlitschka



ADAC MX Masters Fürstlich Drehna 2010

Lapchart

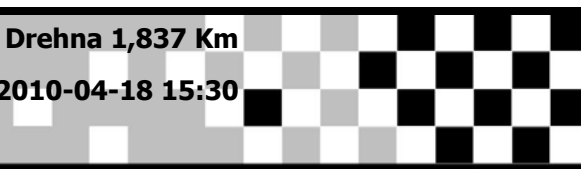
MX Youngster Cup

Fürstlich Drehna 1,837 Km

2. Race

2010-04-18 15:30

Race (25:00 and 2 Laps) started at 15:36:33



Competitors	Laps															
	1	2	3	4	5	6	7	8	9	10	11	12	13	14	15	16
Benjamin Mallon (511)	1	511	511	79	79	79	79	79	79	79	79	79	79	79	79	79
Lars Oldekamp (79)	2	79	79	511	511	511	511	511	511	511	511	511	511	511	511	511
Julien Lieber (233)	3	233	49	49	49	49	49	49	215	336	336	336	215	336	336	336
Davide von Zitzewitz (114)	4	114	233	114	233	215	215	215	336	215	215	215	336	215	215	215
Dennis Ullrich (49)	5	49	114	233	215	336	336	336	49	49	49	49	49	49	49	49
Jens Poppe (342)	6	342	215	215	114	114	114	824	824	824	824	824	824	824	824	824
Dominique Thury (64)	7	64	342	336	336	824	824	114	114	114	114	776	776	776	776	776
Kasper Lynggaard (215)	8	215	336	342	342	342	342	342	342	342	776	114	114	114	254	254
Lars Reuther (161)	9	161	254	824	824	254	254	222	222	222	222	222	254	254	254	222
Nick Kouwenberg (824)	10	824	161	254	254	222	222	254	254	776	342	254	222	222	222	66
Mike Kallauch (254)	11	254	824	161	222	161	161	161	161	254	254	342	66	66	66	51
Stefan Kjer Olsen (336)	12	336	222	222	161	66	66	66	776	161	161	161	342	51	51	112
Jan Wiards (137)	13	137	137	66	66	51	51	51	66	66	66	66	51	112	112	161
Tim Koch (66)	14	66	66	137	51	137	137	137	51	51	51	51	161	342	342	342
Jan Uhlig (44)	15	44	37	51	137	37	112	776	137	137	137	112	112	161	161	137
Hannes Richter (37)	16	37	51	37	37	112	776	112	112	112	112	137	137	137	309	309
Ron Noffz (222)	17	222	112	112	112	153	37	37	37	37	37	309	309	309	309	64
Hannes Volber (122)	18	122	153	153	153	776	153	153	309	309	309	37	37	37	37	64
Paul Moser (217)	19	217	309	309	309	309	309	153	153	153	64	64	64	64	64	85
Dieter Vromans (112)	20	112	217	217	776	100	100	100	100	122	122	122	122	85	85	727
Jens Getteman (51)	21	51	952	100	100	217	43	43	43	43	64	85	85	122	727	122
Matthias Walczuch (153)	22	153	100	952	217	43	952	952	122	85	85	727	727	727	122	315
Marco Krauth (309)	23	309	190	776	952	952	138	122	85	64	43	315	315	315	315	96
Ludovic Macler (952)	24	952	206	190	43	138	85	85	64	100	315	43	100	279	96	279
Daniel Hutchinson (206)	25	206	138	43	138	122	122	315	315	315	727	100	279	100	279	100
Lukas Neurauder (190)	26	190	279	138	315	85	315	96	952	727	100	279	96	96	100	78
Stephan Büttner (100)	27	100	315	315	122	315	217	64	727	952	952	952	43	952	952	952
Jack Krupke (279)	28	279	43	122	85	96	96	727	279	279	279	96	952	43	78	206
Rasmus Lynggaard (315)	29	315	776	279	279	279	279	279	96	96	96	206	206	206	206	43
Levy Batista (138)	30	138	142	85	96	206	64	206	206	206	206	78	78	78	78	43
Niklas Rath (43)	31	43	191	96	190	727	727	191	142	142	78					
Mathias Plessers (142)	32	142	122	206	206	64	206	142	78	78						
Jaap Corneth (78)	33	78	85	191	191	191	191	78	217	217						
David Metz (85)	34	85	96	727	727	142	142	217								
Boris Maillard (727)	35	727	727	64	64	78	78									
Marcel Reuther (191)	36	191	64	142	142	190										
Michael Kaussen (96)	37	96	78	78	78											
Pascal Rauchenecker (776)	38	776	39	39												
Roland Diepold (39)	39	39														
-	40															



Int. ADAC MX MASTERS Fürstlich Drehna 17.-18. April 2010

Class 2 MX-Youngster-Cup

Tracklength: 1.837 m

Eventresults Fürstlich Drehna

Date: 17th and 18th of April

Pos.	No.	Name	Nat./Hometown	Trademark	Entrant / Team	Race 1		Race 2		total Points
						Points	Pos	Points	Pos	
1	79	Oldekamp, Lars	GER-Emlichheim	KTM	SILENT SPORT TEAM	25	1	25	1	50
2	336	Olsen, Stefan Kjer	DEN-Sønderborg	SUZUKI		20	3	20	3	40
3	511	Mallon, Benjamin	GER-Cordshagen	KTM	KTM GST Berlin	16	5	22	2	38
4	49	Ullrich, Dennis	GER-Rammingen	HONDA	Team Honda Waldmann	22	2	16	5	38
5	215	Lynggaard, Kasper	DEN-ERSLER	KAWASAKI	PFEIL KAWASAKI YOUNGSTER TEAM	15	6	18	4	33
6	824	Kouwenberg, Nick	NED-ELSHOUT	SUZUKI	Team MotoWash – Laurensse Motors	13	8	15	6	28
7	222	Noffz, Ron	GER-Greifswald	HONDA	Kalli Racing Team	14	7	12	9	26
8	776	Rauchenecker, Pascal	AUT-Peterskirchen	KTM	HSV Ried	9	12	14	7	23
9	254	Kallauch, Mike	GER-Bremerhaven	HONDA	Inndorf-Mx-Sports	10	11	13	8	23
10	727	Maillard, Boris	FRA-GIGNAC	KAWASAKI	PFEIL KAWASAKI YOUNGSTER TEAM	18	4	1	20	19
11	66	Koch, Tim	GER-Wormstedt	YAMAHA	BRC Johannes Bikes	4	17	11	10	15
12	64	Thury, Dominique	GER-Bad Schlema	KTM	MX Team KTM STURM	11	10	4	17	15
13	233	Lieber, Julien	BEL-STRASSEN	SUZUKI		12	9	0	37	12
14	51	Getteman, Jens	BEL-Welle	HONDA		2	19	10	11	12
15	37	Richter, Hannes	GER-Kroppen	KAWASAKI	PFEIL KAWASAKI YOUNGSTER TEAM	8	13	3	18	11
16	309	Krauth, Marco	GER-Pleidelsheim	SUZUKI	TKM Steuck Suzuki	6	15	5	16	11
17	342	Poppe, Jens	BEL-Beveren-Waas	KTM		3	18	7	14	10
18	112	Vromans, Dieter	BEL-Arendonk	KTM		0	36	9	12	9
19	161	Reuther, Lars	GER-Pleidelsheim	KTM	DMSB-KTM-Kosak-MX-Junior Team	0	24	8	13	8
20	114	von Zitzewitz, Davide	GER-Karlshof	KTM	BvZ Racing Team	7	14	0	30	7
21	137	Wiards, Jan	GER-Norden	KTM		0	27	6	15	6
22	315	Lynggaard, Rasmus	DEN-ERSLER	KAWASAKI	PFEIL KAWASAKI YOUNGSTER TEAM	5	16	0	22	5
23	85	Metz, David	GER-Daaden	KTM	KTM Sarholz Racing Team	0	31	2	19	2
24	96	Kaussen, Michael	GER-Roetgen	KTM	SILENT SPORT TEAM	1	20	0	23	1
25	153	Walczuch, Matthias	GER-Moers	KTM	Castrol Power1 Moto Web	0	21	0	31	0
26	122	Volber, Hannes	GER-Schenkenhorst	HONDA	Kalli Racing Team	0	38	0	21	0
27	952	Macler, Ludovic	FRA-bliesbruck	KAWASAKI	Sturm Racing Team	0	22	0	27	0
28	43	Raths, Niklas	GER-Niederzier	KTM	KTM Sarholz Racing Team	0	23	0	29	0
29	279	Krupke, Jack	GER-frankfurt (oder)	SUZUKI		0	x	0	24	0
30	39	Diepold, Roland	GER-Neumarkt	HUSQVARNA	Team Zupin Husquarna	0	25	0	38	0
31	100	Büttner, Stephan	GER-Schkölen	KAWASAKI	Kawasaki Elf Team Pfeil	0	40	0	25	0
32	78	Corneth, Jaap	NED-Baarlo	KTM	Frentec - Champ MX Team	0	26	0	26	0
33	206	Hutchinson, Daniel	GBR-Winterswijk	KTM		0	29	0	28	0
34	138	Batista, Levy	FRA-Nancy	KTM	KTM Kosak Racing	0	28	0	35	0
35	191	Reuther, Marcel	GER-Pleidelsheim	KTM	KTM Kosak-Racing	0	30	0	34	0
36	142	Plessers, Mathias	BEL-landen	KTM		0	33	0	32	0
37	218	Linke, Tobias	GER-Berlin	KTM	KTM GST Berlin Racing Team	0	32	0	x	0
38	217	Moser, Paul	AUT-Neumarkt	YAMAHA	Chilli-X Judenburg	0	34	0	33	0
39	298	Irt, Peter	SLO-Ljubljana-Polje	YAMAHA	Team Goldfren Deutschland	0	35	0	40	0
40	190	Neurauter, Lukas	AUT-Sautens	KTM	MSC-Rietz	0	39	0	36	0
41	44	Uhlig, Jan	GER-Lugau	KTM	MX Team KTM STURM	0	37	0	39	0
42		,				0	0	0	0	0

Announcements: These results are provisional until the conclusion of any judicial and technical matters

Clerk of the course Christoph Kunze:

Jury President Olaf Noack:

Timekeeping Tina Krlitschka:

Posted at: h

Printed: 18.04.2010 16:22

