

Klasse: 1

10:35 Uhr

1
103

2
111

3
142

4
104

Row 1

5
101

6
105

7
112

8
106

Row 2

9
113

10
110

11
146

12
173

Row 3

13
121

14
169

15
188

16
139

Row 4

17
119

18
179

19
131

20
132

Row 5

21
123

22
114

23
115

24
190

Row 6

25
191

26
.

27
.

28
.

Row 7

29
.

30
.

31
.

32
.

Row 8

33
.

34
.

35
.


36
.

Row 9

Aushangzeit: ____ : ____ Uhr

Datum: _____

Fahrtleiter: _____



Starting Grid

SCHLEIZER DREIECK

Klasse: 3+2 16:50 Uhr

**1
333**

**2
314**

**3
302**

**4
301**

Row 1

**5
304**

**6
307**

**7
306**

**8
322**

Row 2

**9
308**

**10
305**

**11
319**

**12
312**

Row 3

**13
369**

**14
376**

**15
390**

**16
335**

Row 4

**17
310**

**18
352**

**19
.**

**20
.**

Row 5

**21
.**

**22
.**

**23
.**

**24
.**

Row 6

**25
222**

**26
224**

**27
299**

**28
221**

Row 7

**29
228**

**30
268**

**31
245**

**32
244**

Row 8


**33
.**

**34
.**

**35
.**

**36
.**

Row 9



SCHLEIZER DREIECK Starting Grid

Aushangzeit: _____ : _____ Uhr

Datum: _____

Fahrtleiter: _____

Klasse: 4

09:35 Uhr

1
402

2
481

3
427

Row 1

4
410

5
404

6
499

7
434

Row 2

8
423

9
435

10
411

11
446

Row 3

12
412

13
424

14
478

15
420

Row 4

16
482

17
469

18
417

19
428

Row 5

20
407

21
419

22
487

23
454

Row 6

24
475

25
473

26
436

27
438

Row 7

28
462

29
458

30
490

31
495

Row 8

32
.

33
.

34
.

35
.


Row 9

36
.

Aushangzeit: ____ : ____ Uhr

Datum: _____

Fahrleiter: _____



Starting Grid

SCHLEIZER DREIECK

Klasse:

5

17:55 Uhr

1

507

2

519

3

520

4

504

Row 1

5

513

6

546

7

539

8

535

Row 2

9

583

10

515

11

540

12

547

Row 3

13

508

14

590

15

521

16

560

Row 4

17

591

18

523

19

555

20

595

Row 5

21

597

22

528

23

.

24

.

Row 6

25

.

26

.

27

.

28

.

Row 7

29

.

30

.


31

.

32

.

Row 8



Starting Grid

SCHLEIZER DREIECK

Aushangzeit: _____ : _____ Uhr

Datum: _____

Fahrtleiter: _____

Klasse: 6+7 15:40 Uhr

**1
617**

**2
621**

**3
622**

**4
624**

Row 1

**5
611**

**6
619**

**7
650**

**8
691**

Row 2

**9
626**

**10
609**

**11
692**

**12
605**

Row 3

**13
642**

**14
694**

**15
696**

**16
634**

Row 4

**17
669**

**18
697**

**19
604**

**20
615**

Row 5

**21
683**

**22
676**

**23
.**

**24
.**

Row 6

**25
.**

**26
.**

**27
.**

**28
.**

Row 7

**29
702**

**30
794**

**31
784**

**32
711**

Row 8

**33
777**

**34
713**

**35
749**

**36
744**

Row 9

**37
755**


**38
726**

Aushangzeit: ____ : ____ Uhr

Datum: _____

Fahrtleiter: _____

Row 10



Starting Grid

SCHLEIZER DREIECK



FIM Sidecar World Championship

Sorted on Laps

Seriensport Schleizer Dreieck 3,805 Km

Race 1 Kl.4 09.05.2010 09:35

Race (17:00 and 2 Laps) started at 9:32:56

Pos.	No.	LA	Rider	Hometown	Bike	Entrant/Team	Laps	Total Tm	RD/DP	DP/SP +Sec.	Best Tm	In Lap	Pts.
1	402	AI	Erik Piette	St. Vith	Yamaha	MSC Adenau	13	20:31.123	44		1:33.400	6	25
2	481	AI	Thilo Häfele	Oölbrenn-Dürn	Yamaha YZF-R6	ADAC Nordbaden e.V.	13	20:37.577	42		1:34.225	7	20
3	427	AI	Kevin Kemink	Boeholt	Kawasaki ZX6R		13	20:39.384	41		1:34.131	4	16
4	499	B	Torben Reuels	Bad Soden	Yamaha R6	ADAC Hessen Thüringen e.V.	13	21:01.831	39		1:35.590	5	13
5	410	AI	Vejdi Türker	Kornbach	Yamaha YZF-R6	Team DMV	13	21:02.278	43		1:35.379	6	11
6	404	B	Mario Mantai	Wathlingen	Yamaha R15	ADAC Niedersachsen Sachsen Anhalt	13	21:04.210	47		1:35.451	9	10
7	423	B	Bastian Reichenecker	Mannheim	Yamaha YZF-R6	ADAC Nordbaden	13	21:09.930	40		1:36.334	6	9
8	434	B	Matthias Kettner	Wilnsdorf	Yamaha YZF-R6R		13	21:27.544	43		1:37.252	7	8
9	446	B	Andre Mikelauske	Westoverledinge	Yamaha R15		13	21:27.941	35		1:37.437	7	7
10	435	AI	Carsten Kalwellis	Engelkirchen	Yamaha	MSC Porz-Köln im ADAC	13	21:40.505	42		1:37.642	8	6
11	411	AI	Günter Speckenbach	Wuppertal	Yamaha	MSC Porz e.V.	13	21:46.762	35		1:38.669	7	5
12	478	B	Daniel Pütz	Baden-Baden	Yamaha R6 Rj15		13	21:53.744	36		1:39.177	13	4
13	487	B	Christoph Pudlo	Kassel	Yamaha R6 Rj15		13	21:59.837	36		1:39.727	7	3
14	424	B	Kimon Papachristopoulos	Leverkusen	Yamaha	MSC Porz e.V.	13	22:01.632	39		1:40.537	7	2
15	469	B	Thorsten Winter	Büttelborn	Yamaha R6		13	22:05.449	35		1:39.737	7	1
16	458	CS	Mirko Breuer	Karlsruhe	Yamaha YZF-R6		13	22:09.085	41		1:39.083	13	0
17	495	CS	Remi Ochmann	Langen	Triumph Daytona 675		13	22:10.021	43		1:39.945	11	0
18	490	V	Marc Szczesny	Heuchelheim	Yamaha YZF-R6		13	22:10.504	39		1:39.845	13	0
19	417	CS	Benjamin Barcak	Hannover	Yamaha YZF-R6		12	24:06.982	43		1:41.656	12	0
20	473	B	Oliver Lebherz	Albstadt	Suzuki GSX-R 600		12	24:15.814	35		1:42.007	7	0
21	428	B	Roy Kemink	Boeholt	Honda CBR 600 F		12	24:16.586	31		1:42.177	12	0
22	454	AI	Jens Stühl	Itzehoe	Yamaha R6		12	24:29.316	33		1:43.879	5	0
23	436	B	Marc Jürgens	Mössingen	Kawasaki ZX6R		12	24:32.460	35		1:42.484	10	0
24	420	B	Timo Schröder	Hütschenhausen	Suzuki GSX-R	Bodo Schmidt Motorsport	12	24:40.387	38	20	1:41.181	7	0
25	475	B	Thomas Hellmann	Dietzenbach	Triumph Daytona 675		12	24:55.424	34		1:44.543	6	0
26	407	CS	Tim Laudy	Hannover	Honda CBR 600 F		12	25:01.356	41		1:44.889	11	0
27	438	B	Jannik Eder	Niederstein	Yamaha YZF-R6	ADAC Hessen Thüringen e.V.	12	25:11.294	35		1:45.127	6	0
28	419	B	Adrian Kwasniowski	Friedberg	Yamaha YZF-R6		12	25:11.649	35		1:46.528	7	0

Not classified (75% = 9 Laps)

DNF	482	B	Philipp Häringer	Emmendingen	Honda CBR 600 RR		12	21:42.863	19		1:46.080	8	0
DNF	412	B	Ilse Roquette	Wuppertal	Yamaha	MSC Porz e.V.			20			0	0
DNF	486	AI	Maurice Evans	Stuttgart-Rohr	Yamaha R6				7			0	0

Announcements

These results are provisional until the conclusion of any judicial and technical matters
 St.No: 420 + 20 s Penalty - Junp start
 Startet: 31 Classified: 28 Not classified: 3

Margin of Victory	Avg. Speed	Best Lap Tm	Best Spd	Best Lap by
6.454	144,644	1:33.400	146,660	402 - Erik Piette

Chief timekeeper: Monika Riehmers

Clerk of the Course: Stefan Beck

FIM: 105/02; DMSB-Reg.-Nr. SE-03/10; UEM: EMN 10/112



www.mylaps.com

Licensed to: Camp Company GmbH



FIM Sidecar World Championship

Seriensport

Schleizer Dreieck 3,805 Km

Race 1 Kl.4

09.05.2010 09:35

Race (17:00 and 2 Laps) started at 9:32:56

Lap	Lap Tm	Diff	Time of Day
(402) Erik Piette			
1	1:37.990	+4.590	9:34:35.420
2	1:34.869	+1.469	9:36:10.289
3	1:33.760	+0.360	9:37:44.049
4	1:34.430	+1.030	9:39:18.479
5	1:34.466	+1.066	9:40:52.945
6	1:33.400		9:42:26.345
7	1:34.188	+0.788	9:44:00.533
8	1:34.413	+1.013	9:45:34.946
9	1:34.334	+0.934	9:47:09.280
10	1:34.399	+0.999	9:48:43.679
11	1:35.227	+1.827	9:50:18.906
12	1:34.684	+1.284	9:51:53.590
13	1:34.527	+1.127	9:53:28.117
(481) Thilo Häfele			
1	1:37.561	+3.336	9:34:34.899
2	1:35.637	+1.412	9:36:10.536
3	1:35.391	+1.166	9:37:45.927
4	1:34.840	+0.615	9:39:20.767
5	1:34.763	+0.538	9:40:55.530
6	1:35.168	+0.943	9:42:30.698
7	1:34.225		9:44:04.923
8	1:34.403	+0.178	9:45:39.326
9	1:36.000	+1.775	9:47:15.326
10	1:34.964	+0.739	9:48:50.290
11	1:35.124	+0.899	9:50:25.414
12	1:34.839	+0.614	9:52:00.253
13	1:34.318	+0.093	9:53:34.571
(427) Kevin Kemink			
1	1:40.969	+6.838	9:34:38.175
2	1:35.170	+1.039	9:36:13.345
3	1:34.186	+0.055	9:37:47.531
4	1:34.131		9:39:21.662
5	1:34.317	+0.186	9:40:55.979
6	1:35.221	+1.090	9:42:31.200
7	1:34.424	+0.293	9:44:05.624
8	1:34.808	+0.677	9:45:40.432
9	1:36.238	+2.107	9:47:16.670
10	1:34.539	+0.408	9:48:51.209
11	1:34.795	+0.664	9:50:26.004
12	1:35.459	+1.328	9:52:01.463
13	1:34.915	+0.784	9:53:36.378
(499) Torben Reuels			
1	1:41.157	+5.567	9:34:38.937
2	1:36.355	+0.765	9:36:15.292
3	1:37.655	+2.065	9:37:52.947
4	1:35.706	+0.116	9:39:28.653
5	1:35.590		9:41:04.243
6	1:35.995	+0.405	9:42:40.238
7	1:36.197	+0.607	9:44:16.435
8	1:35.637	+0.047	9:45:52.072
9	1:37.360	+1.770	9:47:29.432
10	1:39.191	+3.601	9:49:08.623
11	1:36.719	+1.129	9:50:45.342
12	1:35.997	+0.407	9:52:21.339
13	1:37.486	+1.896	9:53:58.825
(410) Vejdi Türker			
1	1:40.751	+5.372	9:34:37.745
2	1:37.139	+1.760	9:36:14.884
3	1:37.847	+2.468	9:37:52.731
4	1:36.419	+1.040	9:39:29.150

Lap	Lap Tm	Diff	Time of Day
5	1:36.335	+0.956	9:41:05.485
6	1:35.379		9:42:40.864
7	1:35.804	+0.425	9:44:16.668
8	1:36.389	+1.010	9:45:53.057
9	1:36.199	+0.820	9:47:29.256
10	1:37.796	+2.417	9:49:07.052
11	1:37.292	+1.913	9:50:44.344
12	1:36.327	+0.948	9:52:20.671
13	1:38.601	+3.222	9:53:59.272
(404) Mario Mantai			
1	1:40.072	+4.621	9:34:37.786
2	1:37.148	+1.697	9:36:14.934
3	1:36.929	+1.478	9:37:51.863
4	1:36.554	+1.103	9:39:28.417
5	1:37.049	+1.598	9:41:05.466
6	1:36.602	+1.151	9:42:42.068
7	1:36.711	+1.260	9:44:18.779
8	1:35.920	+0.469	9:45:54.699
9	1:35.451		9:47:30.150
10	1:38.338	+2.887	9:49:08.488
11	1:36.382	+0.931	9:50:44.870
12	1:36.148	+0.697	9:52:21.018
13	1:40.186	+4.735	9:54:01.204
(423) Bastian Reichenecker			
1	1:43.023	+6.689	9:34:40.937
2	1:38.101	+1.767	9:36:19.038
3	1:37.227	+0.893	9:37:56.265
4	1:37.256	+0.922	9:39:33.521
5	1:36.412	+0.078	9:41:09.933
6	1:36.334		9:42:46.267
7	1:36.618	+0.284	9:44:22.885
8	1:37.416	+1.082	9:46:00.301
9	1:36.580	+0.246	9:47:36.881
10	1:37.196	+0.862	9:49:14.077
11	1:38.445	+2.111	9:50:52.522
12	1:37.000	+0.666	9:52:29.522
13	1:37.402	+1.068	9:54:06.924
(434) Matthias Kettner			
1	1:43.987	+6.735	9:34:42.124
2	1:39.095	+1.843	9:36:21.219
3	1:38.688	+1.436	9:37:59.907
4	1:38.774	+1.522	9:39:38.681
5	1:38.915	+1.663	9:41:17.596
6	1:39.704	+2.452	9:42:57.300
7	1:37.252		9:44:34.552
8	1:37.969	+0.717	9:46:12.521
9	1:37.974	+0.722	9:47:50.495
10	1:37.469	+0.217	9:49:27.964
11	1:37.873	+0.621	9:51:05.837
12	1:38.628	+1.376	9:52:44.465
13	1:40.073	+2.821	9:54:24.538
(446) Andre Mikelauske			
1	1:45.624	+8.187	9:34:44.076
2	1:38.071	+0.634	9:36:22.147
3	1:38.741	+1.304	9:38:00.888
4	1:37.854	+0.417	9:39:38.742
5	1:38.971	+1.534	9:41:17.713
6	1:40.025	+2.588	9:42:57.738
7	1:37.437		9:44:35.175
8	1:37.873	+0.436	9:46:13.048
9	1:38.558	+1.121	9:47:51.606
10	1:38.157	+0.720	9:49:29.763

Lap	Lap Tm	Diff	Time of Day
11	1:37.624	+0.187	9:51:07.387
12	1:38.967	+1.530	9:52:46.354
13	1:38.581	+1.144	9:54:24.935
(435) Carsten Kalwellis			
1	1:46.492	+8.850	9:34:44.696
2	1:40.590	+2.948	9:36:25.286
3	1:40.455	+2.813	9:38:05.741
4	1:40.616	+2.974	9:39:46.357
5	1:40.439	+2.797	9:41:26.796
6	1:39.697	+2.055	9:43:06.493
7	1:38.039	+0.397	9:44:44.532
8	1:37.642		9:46:22.174
9	1:38.303	+0.661	9:48:00.477
10	1:38.054	+0.412	9:49:38.531
11	1:38.977	+1.335	9:51:17.508
12	1:38.432	+0.790	9:52:55.940
13	1:41.559	+3.917	9:54:37.499
(411) Günter Speckenbach			
1	1:45.372	+6.703	9:34:43.625
2	1:41.308	+2.639	9:36:24.933
3	1:40.508	+1.839	9:38:05.441
4	1:40.444	+1.775	9:39:45.885
5	1:40.691	+2.022	9:41:26.576
6	1:40.482	+1.813	9:43:07.058
7	1:38.669		9:44:45.727
8	1:39.099	+0.430	9:46:24.826
9	1:39.385	+0.716	9:48:04.211
10	1:39.258	+0.589	9:49:43.469
11	1:40.017	+1.348	9:51:23.486
12	1:39.620	+0.951	9:53:03.106
13	1:40.650	+1.981	9:54:43.756
(478) Daniel Pütz			
1	1:47.930	+8.753	9:34:46.721
2	1:41.216	+2.039	9:36:27.937
3	1:40.173	+0.996	9:38:08.110
4	1:40.139	+0.962	9:39:48.249
5	1:42.255	+3.078	9:41:30.504
6	1:40.226	+1.049	9:43:10.730
7	1:40.591	+1.414	9:44:51.321
8	1:41.005	+1.828	9:46:32.326
9	1:40.811	+1.634	9:48:13.137
10	1:39.828	+0.651	9:49:52.965
11	1:39.379	+0.202	9:51:32.344
12	1:39.217	+0.040	9:53:11.561
13	1:39.177		9:54:50.738
(487) Christoph Pudlo			
1	1:46.293	+6.566	9:34:45.883
2	1:43.072	+3.345	9:36:28.955
3	1:40.623	+0.896	9:38:09.578
4	1:40.975	+1.248	9:39:50.553
5	1:40.545	+0.818	9:41:31.098
6	1:40.398	+0.671	9:43:11.496
7	1:39.727		9:44:51.223
8	1:40.503	+0.776	9:46:31.726
9	1:41.156	+1.429	9:48:12.882
10	1:40.628	+0.901	9:49:53.510
11	1:41.020	+1.293	9:51:34.530
12	1:40.991	+1.264	9:53:15.521
13	1:41.310	+1.583	9:54:56.831
(424) Kimon Papachristopoulos			
1	1:45.760	+5.223	9:34:44.506

Chief timekeeper: Monika Riehmers

Orbits

Clerk of the Course: Stefan Beck

FIM: 105/02; DMSB-Reg.-Nr. SE-03/10; UEM: EMN 10/112



www.mylaps.com

Licensed to: Camp Company GmbH



FIM Sidecar World Championship

Seriensport

Schleizer Dreieck 3,805 Km

Race 1 Kl.4

09.05.2010 09:35

Race (17:00 and 2 Laps) started at 9:32:56

Lap	Lap Tm	Diff	Time of Day
2	1:41.116	+0.579	9:36:25.622
3	1:41.745	+1.208	9:38:07.367
4	1:40.733	+0.196	9:39:48.100
5	1:42.536	+1.999	9:41:30.636
6	1:42.286	+1.749	9:43:12.922
7	1:40.537		9:44:53.459
8	1:41.145	+0.608	9:46:34.604
9	1:40.614	+0.077	9:48:15.218
10	1:40.902	+0.365	9:49:56.120
11	1:41.065	+0.528	9:51:37.185
12	1:40.596	+0.059	9:53:17.781
13	1:40.845	+0.308	9:54:58.626

(469) Thorsten Winter

1	1:46.900	+7.163	9:34:46.171
2	1:42.223	+2.486	9:36:28.394
3	1:40.468	+0.731	9:38:08.862
4	1:41.355	+1.618	9:39:50.217
5	1:41.342	+1.605	9:41:31.559
6	1:40.808	+1.071	9:43:12.367
7	1:39.737		9:44:52.104
8	1:43.346	+3.609	9:46:35.450
9	1:41.735	+1.998	9:48:17.185
10	1:41.682	+1.945	9:49:58.867
11	1:41.041	+1.304	9:51:39.908
12	1:41.187	+1.450	9:53:21.095
13	1:41.348	+1.611	9:55:02.443

(458) Mirko Breuer

1	1:50.743	+11.660	9:34:51.447
2	1:44.672	+5.589	9:36:36.119
3	1:42.592	+3.509	9:38:18.711
4	1:43.440	+4.357	9:40:02.151
5	1:43.127	+4.044	9:41:45.278
6	1:41.744	+2.661	9:43:27.022
7	1:40.274	+1.191	9:45:07.296
8	1:39.448	+0.365	9:46:46.744
9	1:40.114	+1.031	9:48:26.858
10	1:39.567	+0.484	9:50:06.425
11	1:39.849	+0.766	9:51:46.274
12	1:40.722	+1.639	9:53:26.996
13	1:39.083		9:55:06.079

(495) Remi Ochmann

1	1:50.500	+10.555	9:34:51.078
2	1:43.922	+3.977	9:36:35.000
3	1:42.875	+2.930	9:38:17.875
4	1:43.326	+3.381	9:40:01.201
5	1:40.845	+0.900	9:41:42.046
6	1:41.124	+1.179	9:43:23.170
7	1:41.446	+1.501	9:45:04.616
8	1:40.821	+0.876	9:46:45.437
9	1:40.163	+0.218	9:48:25.600
10	1:40.402	+0.457	9:50:06.002
11	1:39.945		9:51:45.947
12	1:40.468	+0.523	9:53:26.415
13	1:40.600	+0.655	9:55:07.015

(490) Marc Szczesny

1	1:52.395	+12.550	9:34:52.851
2	1:42.656	+2.811	9:36:35.507
3	1:43.088	+3.243	9:38:18.595
4	1:43.271	+3.426	9:40:01.866
5	1:42.039	+2.194	9:41:43.905
6	1:40.396	+0.551	9:43:24.301
7	1:40.413	+0.568	9:45:04.714

Lap	Lap Tm	Diff	Time of Day
8	1:40.469	+0.624	9:46:45.183
9	1:40.280	+0.435	9:48:25.463
10	1:40.972	+1.127	9:50:06.435
11	1:40.913	+1.068	9:51:47.348
12	1:40.305	+0.460	9:53:27.653
13	1:39.845		9:55:07.498

(417) Benjamin Barcak

1	1:50.544	+8.888	9:34:49.825
2	1:45.235	+3.579	9:36:35.060
3	1:43.080	+1.424	9:38:18.140
4	1:43.933	+2.277	9:40:02.073
5	1:43.809	+2.153	9:41:45.882
6	1:42.168	+0.512	9:43:28.050
7	1:41.703	+0.047	9:45:09.753
8	1:41.912	+0.256	9:46:51.665
9	1:41.717	+0.061	9:48:33.382
10	1:42.075	+0.419	9:50:15.457
11	1:42.863	+1.207	9:51:58.320
12	1:41.656		9:53:39.976

(473) Oliver Leberz

1	1:53.722	+11.715	9:34:54.021
2	1:45.540	+3.533	9:36:39.561
3	1:43.093	+1.086	9:38:22.654
4	1:43.030	+1.023	9:40:05.684
5	1:43.248	+1.241	9:41:48.932
6	1:42.281	+0.274	9:43:31.213
7	1:42.007		9:45:13.220
8	1:43.603	+1.596	9:46:56.823
9	1:43.555	+1.548	9:48:40.378
10	1:43.172	+1.165	9:50:23.550
11	1:43.052	+1.045	9:52:06.602
12	1:42.206	+0.199	9:53:48.808

(428) Roy Kemink

1	1:49.956	+7.779	9:34:49.284
2	1:44.669	+2.492	9:36:33.953
3	1:43.169	+0.992	9:38:17.122
4	1:43.982	+1.805	9:40:01.104
5	1:43.879	+1.702	9:41:44.983
6	1:44.777	+2.600	9:43:29.760
7	1:42.687	+0.510	9:45:12.447
8	1:43.583	+1.406	9:46:56.030
9	1:43.957	+1.780	9:48:39.987
10	1:43.812	+1.635	9:50:23.799
11	1:43.604	+1.427	9:52:07.403
12	1:42.177		9:53:49.580

(454) Jens Sühl

1	1:53.036	+9.157	9:34:53.167
2	1:44.236	+0.357	9:36:37.403
3	1:43.918	+0.039	9:38:21.321
4	1:44.784	+0.905	9:40:06.105
5	1:43.879		9:41:49.984
6	1:44.610	+0.731	9:43:34.594
7	1:43.928	+0.049	9:45:18.522
8	1:44.744	+0.865	9:47:03.266
9	1:44.301	+0.422	9:48:47.567
10	1:44.850	+0.971	9:50:32.417
11	1:44.614	+0.735	9:52:17.031
12	1:44.279	+0.400	9:54:01.310

(436) Marc Jürgens

1	1:54.930	+12.446	9:34:55.091
2	1:47.301	+4.817	9:36:42.392

Lap	Lap Tm	Diff	Time of Day
3	1:47.345	+4.861	9:38:29.737
4	1:45.643	+3.159	9:40:15.380
5	1:45.819	+3.335	9:42:01.199
6	1:42.986	+0.502	9:43:44.185
7	1:43.885	+1.401	9:45:28.070
8	1:43.233	+0.749	9:47:11.303
9	1:43.757	+1.273	9:48:55.060
10	1:42.484		9:50:37.544
11	1:42.568	+0.084	9:52:20.112
12	1:43.342	+0.858	9:54:03.454

(420) Timo Schröder

1	1:49.118	+7.937	9:34:47.829
2	1:42.814	+1.633	9:36:30.643
p3	1:53.326	+12.145	9:38:23.969
4	1:48.061	+6.880	9:40:12.030
5	1:42.722	+1.541	9:41:54.752
6	1:43.130	+1.949	9:43:37.882
7	1:41.181		9:45:19.063
8	1:43.473	+2.292	9:47:02.536
9	1:41.947	+0.766	9:48:44.483
10	1:42.719	+1.538	9:50:27.202
11	1:41.826	+0.645	9:52:09.028
12	1:42.353	+1.172	9:53:51.381

(475) Thomas Hellmann

1	1:54.244	+9.701	9:34:54.552
2	1:47.700	+3.157	9:36:42.252
3	1:46.959	+2.416	9:38:29.211
4	1:45.954	+1.411	9:40:15.165
5	1:46.787	+2.244	9:42:01.952
6	1:44.543		9:43:46.495
7	1:46.556	+2.013	9:45:33.051
8	1:45.491	+0.948	9:47:18.542
9	1:46.621	+2.078	9:49:05.163
10	1:45.260	+0.717	9:50:50.423
11	1:49.115	+4.572	9:52:39.538
12	1:45.880	+1.337	9:54:25.418

(407) Tim Laudy

1	1:54.223	+9.334	9:34:53.906
2	1:47.838	+2.949	9:36:41.744
3	1:47.952	+3.063	9:38:29.696
4	1:50.528	+5.639	9:40:20.224
5	1:46.176	+1.287	9:42:06.400
6	1:46.015	+1.126	9:43:52.415
7	1:45.453	+0.564	9:45:37.868
8	1:46.780	+1.891	9:47:24.648
9	1:47.438	+2.549	9:49:12.086
10	1:47.171	+2.282	9:50:59.257
11	1:44.889		9:52:44.146
12	1:46.204	+1.315	9:54:30.350

(438) Jannik Eder

1	1:55.476	+10.349	9:34:55.811
2	1:46.739	+1.612	9:36:42.550
3	1:47.571	+2.444	9:38:30.121
4	1:46.030	+0.903	9:40:16.151
5	1:46.252	+1.125	9:42:02.403
6	1:45.127		9:43:47.530
7	1:47.262	+2.135	9:45:34.792
8	1:48.333	+3.206	9:47:23.125
9	1:48.369	+3.242	9:49:11.494
10	1:48.542	+3.415	9:51:00.036
11	1:50.253	+5.126	9:52:50.289
12	1:48.999	+3.872	9:54:39.288

Chief timekeeper: Monika Riehmers

Clerk of the Course: Stefan Beck

FIM: 105/02; DMSB-Reg.-Nr. SE-03/10; UEM: EMN 10/112

www.mylaps.com

Licensed to: Camp Company GmbH



FIM Sidecar World Championship

Sorted on Laps

Seriensport

Schleizer Dreieck 3,805 Km

Race 2 Kl. 1

09.05.2010 10:35

Race (17:00 and 2 Laps) started at 10:35:42

Pos.	No.	LA	Rider	Hometown	Bike	Entrant/Team	Laps	Total Tm	RD/DP	DP/SP +Sec.	Best Tm	In Lap	Pts.
1	101	AI	Dierk Mester	Lennestadt-Elsp	BMW S1000 RR	Team DMV	13	20:12.103	41		1:31.584	11	25
2	103	AI	Thomas Kreutz	Frankfurt	Suzuki GSX-R 1000	ADAC Hessen Thüringen	13	20:13.861	40		1:31.860	10	20
3	106	AI	Heinz-Reiner Düssel	Köln	BMW S 1000 RR		13	20:19.016	29		1:31.708	13	16
4	142	AI	Bernd Hufnagel	Eberbach	Yamaha R1	ADAC Nordbaden e.V.	13	20:23.594	33		1:32.894	8	13
5	111	AI	Onno Bitter	Rüthen	BMW S1000 RR		13	20:24.258	37		1:32.393	6	11
6	105	AI	Julius Ilmberger	Oberhaching	BMW S1000 RR	Ilmberger Carbon	13	20:24.802	36		1:32.766	6	10
7	104	I	Thorsten Junker	Dautphetal	Suzuki GSX-R 1000	ADAC Hessen Thüringen	13	20:25.099	35		1:32.925	11	9
8	112	AI	Dirk Walter	Seligenstadt	Kawasaki ZX 10R		13	20:33.818	45		1:33.524	4	8
9	113	AI	Alexander Schul	Mücke	Yamaha R1	ADAC Hessen Thüringen	13	20:45.241	41		1:34.145	5	7
10	110	AI	Bernhard Neitzel	Mannheim	Honda CBR 1000 RR		13	20:50.241	46		1:34.885	6	6
11	146	B	Christoph Muzsnai	Duisburg	BMW S1000 RR		13	20:54.306	30		1:35.317	13	5
12	115	B	Yasin Akgoez	Nauheim	Suzuki GSX-R 1000	Starkenburger AMC e.V. im ADAC	13	20:54.526	34		1:34.569	11	4
13	173	B	Marko Althoff	Sehnde	Suzuki GSX-R 1000	ADAC Niedersachsen Sachsen Anhalt	13	21:06.910	42		1:35.732	4	3
14	132	B	Martin Rauterkus	Lennestadt-Elsp	Honda CBR 1000 RR	Team DMV	13	21:17.746	45		1:37.243	11	2
15	191	AI	Teus Oskam	Woerden	Suzuki GSX 1000		13	21:19.158	31		1:36.485	11	1
16	119	B	Niklas Pfeiffer	Philippsburg	BMW S1000 RR	ADAC Nordbaden e.V.	13	21:26.311	44		1:37.592	13	0
17	169	B	Andree Koch	Dietzenbach	Kawasaki ZX10R		13	21:42.320	31		1:37.818	13	0
18	179	B	Timo Schönhals	Laubach	Suzuki GSX-R 1000	ADAC Horlofftal	13	21:42.459	32		1:38.209	7	0
19	121	B	Sören Sieckmann	Bielefeld	Honda CBR 1000 RR		13	21:42.787	43		1:37.881	13	0
20	139	B	Marco Seidel	Georgenthal	Yamaha YZF R1		13	21:44.228	39		1:38.480	13	0
21	190	C	Christoph Kreller	Gottstedt	Kawasaki ZX10R		13	21:52.704	43		1:39.389	8	0
22	114	B	Sahin Akgoez	Nauheim	Suzuki GSX-R 1000	ADAC Hessen Thüringen	13	21:59.848	39	20	1:36.613	12	0
23	188	B	Joachim Nimtz	Taunusstein	Ducati 1198	ADAC Hessen Thüringen	12	23:41.435			1:39.171	3	0
24	123	B	Stefan Behla	Rittersbach	Suzuki GSX-R 1000	AMC Rheinland	11	27:47.389	40		1:49.916	11	0
25	131	B	Lothar Maier	Dettelbach	Yamaha YZF R1		10	32:14.265	35		2:01.685	6	0

Announcements

These results are provisional until the conclusion of any judicial and technical matters
 St.No: 114 + 20 s Penalty - Jump start
 Startet: 25 Classified: 25 Not classified: 0

Margin of Victory	Avg. Speed	Best Lap Tm	Best Spd	Best Lap by
1.758	146,913	1:31.584	149,568	101 - Dierk Mester

Chief timekeeper: Monika Riehmers

Orbits

Clerk of the Course: Stefan Beck

FIM: 105/02; DMSB-Reg.-Nr. SE-03/10; UEM: EMN 10/112



www.mylaps.com

Licensed to: Camp Company GmbH



FIM Sidecar World Championship

Seriensport

Schleizer Dreieck 3,805 Km

Race 2 Kl. 1

09.05.2010 10:35

Race (17:00 and 2 Laps) started at 10:35:42

Lap	Lap Tm	Diff	Time of Day
(101) Dierk Mester			
1	1:38.307	+6.723	10:37:22.077
2	1:34.305	+2.721	10:38:56.382
3	1:34.644	+3.060	10:40:31.026
4	1:33.488	+1.904	10:42:04.514
5	1:32.678	+1.094	10:43:37.192
6	1:32.529	+0.945	10:45:09.721
7	1:32.162	+0.578	10:46:41.883
8	1:32.791	+1.207	10:48:14.674
9	1:32.466	+0.882	10:49:47.140
10	1:31.711	+0.127	10:51:18.851
11	1:31.584		10:52:50.435
12	1:32.019	+0.435	10:54:22.454
13	1:32.142	+0.558	10:55:54.596
(103) Thomas Kreuzt			
1	1:38.932	+7.072	10:37:21.579
2	1:32.961	+1.101	10:38:54.540
3	1:33.907	+2.047	10:40:28.447
4	1:33.930	+2.070	10:42:02.377
5	1:33.626	+1.766	10:43:36.003
6	1:33.708	+1.848	10:45:09.711
7	1:33.059	+1.199	10:46:42.770
8	1:32.551	+0.691	10:48:15.321
9	1:32.471	+0.611	10:49:47.792
10	1:31.860		10:51:19.652
11	1:31.886	+0.026	10:52:51.538
12	1:32.575	+0.715	10:54:24.113
13	1:32.241	+0.381	10:55:56.354
(106) Heinz-Reiner Düssel			
1	1:38.966	+7.258	10:37:23.171
2	1:34.049	+2.341	10:38:57.220
3	1:33.736	+2.028	10:40:30.956
4	1:33.965	+2.257	10:42:04.921
5	1:33.787	+2.079	10:43:38.708
6	1:33.330	+1.622	10:45:12.038
7	1:32.879	+1.171	10:46:44.917
8	1:33.252	+1.544	10:48:18.169
9	1:33.274	+1.566	10:49:51.443
10	1:33.377	+1.669	10:51:24.820
11	1:32.371	+0.663	10:52:57.191
12	1:32.610	+0.902	10:54:29.801
13	1:31.708		10:56:01.509
(142) Bernd Hufnagel			
1	1:39.225	+6.331	10:37:21.718
2	1:34.598	+1.704	10:38:56.316
3	1:33.732	+0.838	10:40:30.048
4	1:33.673	+0.779	10:42:03.721
5	1:33.434	+0.540	10:43:37.155
6	1:33.802	+0.908	10:45:10.957
7	1:33.014	+0.120	10:46:43.971
8	1:32.894		10:48:16.865
9	1:33.918	+1.024	10:49:50.783
10	1:33.234	+0.340	10:51:24.017
11	1:33.874	+0.980	10:52:57.891
12	1:34.442	+1.548	10:54:32.333
13	1:33.754	+0.860	10:56:06.087
(111) Onno Bitter			
1	1:39.832	+7.439	10:37:22.422
2	1:35.196	+2.803	10:38:57.618
3	1:33.882	+1.489	10:40:31.500
4	1:33.644	+1.251	10:42:05.144

Lap	Lap Tm	Diff	Time of Day
5	1:33.585	+1.192	10:43:38.729
6	1:32.393		10:45:11.122
7	1:33.661	+1.268	10:46:44.783
8	1:32.929	+0.536	10:48:17.712
9	1:33.736	+1.343	10:49:51.448
10	1:33.585	+1.192	10:51:25.033
11	1:33.501	+1.108	10:52:58.534
12	1:34.127	+1.734	10:54:32.661
13	1:34.090	+1.697	10:56:06.751
(105) Julius Ilmberger			
1	1:38.111	+5.345	10:37:22.015
2	1:35.491	+2.725	10:38:57.506
3	1:33.827	+1.061	10:40:31.333
4	1:34.151	+1.385	10:42:05.484
5	1:34.034	+1.268	10:43:39.518
6	1:32.766		10:45:12.284
7	1:32.963	+0.197	10:46:45.247
8	1:33.020	+0.254	10:48:18.267
9	1:34.346	+1.580	10:49:52.613
10	1:32.942	+0.176	10:51:25.555
11	1:33.514	+0.748	10:52:59.069
12	1:33.606	+0.840	10:54:32.675
13	1:34.620	+1.854	10:56:07.295
(104) Thorsten Junker			
1	1:38.607	+5.682	10:37:21.791
2	1:33.920	+0.995	10:38:55.711
3	1:34.097	+1.172	10:40:29.808
4	1:34.687	+1.762	10:42:04.495
5	1:34.850	+1.925	10:43:39.345
6	1:33.778	+0.853	10:45:13.123
7	1:33.482	+0.557	10:46:46.605
8	1:33.427	+0.502	10:48:20.032
9	1:33.218	+0.293	10:49:53.250
10	1:33.158	+0.233	10:51:26.408
11	1:32.925		10:52:59.333
12	1:33.854	+0.929	10:54:33.187
13	1:34.405	+1.480	10:56:07.592
(112) Dirk Walter			
1	1:41.013	+7.489	10:37:24.956
2	1:35.009	+1.485	10:38:59.965
3	1:33.775	+0.251	10:40:33.740
4	1:33.524		10:42:07.264
5	1:34.198	+0.674	10:43:41.462
6	1:34.083	+0.559	10:45:15.545
7	1:34.039	+0.515	10:46:49.584
8	1:33.682	+0.158	10:48:23.266
9	1:35.430	+1.906	10:49:58.696
10	1:33.935	+0.411	10:51:32.631
11	1:33.809	+0.285	10:53:06.440
12	1:34.183	+0.659	10:54:40.623
13	1:35.688	+2.164	10:56:16.311
(113) Alexander Schul			
1	1:39.418	+5.273	10:37:23.893
2	1:34.565	+0.420	10:38:58.458
3	1:34.160	+0.015	10:40:32.618
4	1:34.186	+0.041	10:42:06.804
5	1:34.145		10:43:40.949
6	1:35.406	+1.261	10:45:16.355
7	1:35.913	+1.768	10:46:52.268
8	1:35.139	+0.994	10:48:27.407
9	1:35.775	+1.630	10:50:03.182
10	1:35.582	+1.437	10:51:38.764

Lap	Lap Tm	Diff	Time of Day
11	1:35.382	+1.237	10:53:14.146
12	1:35.927	+1.782	10:54:50.073
13	1:37.661	+3.516	10:56:27.734
(110) Bernhard Neitzel			
1	1:40.300	+5.415	10:37:24.564
2	1:36.924	+2.039	10:39:01.488
3	1:36.333	+1.448	10:40:37.821
4	1:35.932	+1.047	10:42:13.753
5	1:35.966	+1.081	10:43:49.719
6	1:34.885		10:45:24.604
7	1:36.344	+1.459	10:47:00.948
8	1:35.939	+1.054	10:48:36.887
9	1:35.317	+0.432	10:50:12.204
10	1:35.016	+0.131	10:51:47.220
11	1:35.389	+0.504	10:53:22.609
12	1:34.963	+0.078	10:54:57.572
13	1:35.162	+0.277	10:56:32.734
(146) Christoph Muzsnai			
1	1:41.216	+5.899	10:37:25.688
2	1:36.594	+1.277	10:39:02.282
3	1:36.331	+1.014	10:40:38.613
4	1:36.261	+0.944	10:42:14.874
5	1:36.258	+0.941	10:43:51.132
6	1:35.780	+0.463	10:45:26.912
7	1:36.078	+0.761	10:47:02.990
8	1:35.444	+0.127	10:48:38.434
9	1:35.577	+0.260	10:50:14.011
10	1:35.700	+0.383	10:51:49.711
11	1:35.408	+0.091	10:53:25.119
12	1:36.363	+1.046	10:55:01.482
13	1:35.317		10:56:36.799
(115) Yasin Akgoez			
1	1:42.133	+7.564	10:37:27.776
2	1:37.445	+2.876	10:39:05.221
3	1:36.262	+1.693	10:40:41.483
4	1:35.438	+0.869	10:42:16.921
5	1:35.977	+1.408	10:43:52.898
6	1:35.902	+1.333	10:45:28.800
7	1:36.038	+1.469	10:47:04.838
8	1:35.423	+0.854	10:48:40.261
9	1:34.784	+0.215	10:50:15.045
10	1:35.644	+1.075	10:51:50.689
11	1:34.569		10:53:25.258
12	1:34.832	+0.263	10:55:00.090
13	1:36.929	+2.360	10:56:37.019
(173) Marko Althoff			
1	1:41.972	+6.240	10:37:26.842
2	1:37.887	+2.155	10:39:04.729
3	1:38.054	+2.322	10:40:42.783
4	1:35.732		10:42:18.515
5	1:37.094	+1.362	10:43:55.609
6	1:36.319	+0.587	10:45:31.928
7	1:36.361	+0.629	10:47:08.289
8	1:36.063	+0.331	10:48:44.352
9	1:36.458	+0.726	10:50:20.810
10	1:37.826	+2.094	10:51:58.636
11	1:36.877	+1.145	10:53:35.513
12	1:37.222	+1.490	10:55:12.735
13	1:36.668	+0.936	10:56:49.403
(132) Martin Rauterkus			
1	1:42.231	+4.988	10:37:27.495

Chief timekeeper: Monika Riehmers

Orbits

Clerk of the Course: Stefan Beck

FIM: 105/02; DMSB-Reg.-Nr. SE-03/10; UEM: EMN 10/112



www.mylaps.com

Licensed to: Camp Company GmbH



FIM Sidecar World Championship

Seriensport

Schleizer Dreieck 3,805 Km

Race 2 Kl. 1

09.05.2010 10:35

Race (17:00 and 2 Laps) started at 10:35:42

Lap	Lap Tm	Diff	Time of Day
2	1:37.607	+0.364	10:39:05.102
3	1:38.267	+1.024	10:40:43.369
4	1:38.273	+1.030	10:42:21.642
5	1:37.876	+0.633	10:43:59.518
6	1:37.679	+0.436	10:45:37.197
7	1:37.278	+0.035	10:47:14.475
8	1:37.795	+0.552	10:48:52.270
9	1:37.261	+0.018	10:50:29.531
10	1:37.645	+0.402	10:52:07.176
11	1:37.243		10:53:44.419
12	1:38.277	+1.034	10:55:22.696
13	1:37.543	+0.300	10:57:00.239

(191) Teus Oskam

1	1:45.015	+8.530	10:37:30.815
2	1:40.041	+3.556	10:39:10.856
3	1:38.461	+1.976	10:40:49.317
4	1:37.863	+1.378	10:42:27.180
5	1:38.087	+1.602	10:44:05.267
6	1:37.517	+1.032	10:45:42.784
7	1:37.156	+0.671	10:47:19.940
8	1:37.053	+0.568	10:48:56.993
9	1:37.853	+1.368	10:50:34.846
10	1:36.897	+0.412	10:52:11.743
11	1:36.485		10:53:48.228
12	1:36.882	+0.397	10:55:25.110
13	1:36.541	+0.056	10:57:01.651

(119) Niklas Pfeiffer

1	1:40.926	+3.334	10:37:26.141
2	1:38.086	+0.494	10:39:04.227
3	1:38.322	+0.730	10:40:42.549
4	1:39.963	+2.371	10:42:22.512
5	1:39.306	+1.714	10:44:01.818
6	1:38.092	+0.500	10:45:39.910
7	1:38.217	+0.625	10:47:18.127
8	1:38.292	+0.700	10:48:56.419
9	1:38.950	+1.358	10:50:35.369
10	1:38.735	+1.143	10:52:14.104
11	1:38.600	+1.008	10:53:52.704
12	1:38.508	+0.916	10:55:31.212
13	1:37.592		10:57:08.804

(169) Andree Koch

1	1:46.685	+8.867	10:37:31.860
2	1:40.299	+2.481	10:39:12.159
3	1:41.198	+3.380	10:40:53.357
4	1:39.923	+2.105	10:42:33.280
5	1:39.549	+1.731	10:44:12.829
6	1:40.441	+2.623	10:45:53.270
7	1:39.016	+1.198	10:47:32.286
8	1:38.543	+0.725	10:49:10.829
9	1:38.976	+1.158	10:50:49.805
10	1:39.737	+1.919	10:52:29.542
11	1:38.960	+1.142	10:54:08.502
12	1:38.493	+0.675	10:55:46.995
13	1:37.818		10:57:24.813

(179) Timo Schönhals

1	1:45.847	+7.638	10:37:31.323
2	1:40.307	+2.098	10:39:11.630
3	1:40.824	+2.615	10:40:52.454
4	1:39.670	+1.461	10:42:32.124
5	1:39.843	+1.634	10:44:11.967
6	1:40.165	+1.956	10:45:52.132
7	1:38.209		10:47:30.341

Lap	Lap Tm	Diff	Time of Day
8	1:38.617	+0.408	10:49:08.958
9	1:39.114	+0.905	10:50:48.072
10	1:39.757	+1.548	10:52:27.829
11	1:38.934	+0.725	10:54:06.763
12	1:39.294	+1.085	10:55:46.057
13	1:38.895	+0.686	10:57:24.952

(121) Sören Sieckmann

1	1:45.607	+7.726	10:37:30.608
2	1:40.964	+3.083	10:39:11.572
3	1:40.058	+2.177	10:40:51.630
4	1:40.445	+2.564	10:42:32.075
5	1:39.794	+1.913	10:44:11.869
6	1:40.565	+2.684	10:45:52.434
7	1:39.241	+1.360	10:47:31.675
8	1:38.866	+0.985	10:49:10.541
9	1:39.377	+1.496	10:50:49.918
10	1:39.996	+2.115	10:52:29.914
11	1:39.076	+1.195	10:54:08.990
12	1:38.409	+0.528	10:55:47.399
13	1:37.881		10:57:25.280

(139) Marco Seidel

1	1:47.570	+9.090	10:37:32.673
2	1:39.727	+1.247	10:39:12.400
3	1:40.379	+1.899	10:40:52.779
4	1:39.588	+1.108	10:42:32.367
5	1:39.963	+1.483	10:44:12.330
6	1:40.319	+1.839	10:45:52.649
7	1:39.719	+1.239	10:47:32.368
8	1:38.705	+0.225	10:49:11.073
9	1:39.201	+0.721	10:50:50.274
10	1:40.027	+1.547	10:52:30.301
11	1:39.012	+0.532	10:54:09.313
12	1:38.928	+0.448	10:55:48.241
13	1:38.480		10:57:26.721

(190) Christoph Kreller

1	1:47.616	+8.227	10:37:33.374
2	1:39.874	+0.485	10:39:13.248
3	1:40.309	+0.920	10:40:53.557
4	1:39.934	+0.545	10:42:33.491
5	1:39.698	+0.309	10:44:13.189
6	1:40.498	+1.109	10:45:53.687
7	1:41.433	+2.044	10:47:35.120
8	1:39.389		10:49:14.509
9	1:40.192	+0.803	10:50:54.701
10	1:40.029	+0.640	10:52:34.730
11	1:39.581	+0.192	10:54:14.311
12	1:39.524	+0.135	10:55:53.835
13	1:41.362	+1.973	10:57:35.197

(114) Sahin Akgoez

1	1:46.969	+10.356	10:37:33.028
2	1:39.693	+3.080	10:39:12.721
3	1:40.689	+4.076	10:40:53.410
4	1:41.168	+4.555	10:42:34.578
5	1:38.919	+2.306	10:44:13.497
6	1:39.894	+3.281	10:45:53.391
7	1:41.024	+4.411	10:47:34.415
8	1:37.899	+1.286	10:49:12.314
9	1:38.742	+2.129	10:50:51.056
10	1:38.454	+1.841	10:52:29.510
11	1:38.952	+2.339	10:54:08.462
12	1:36.613		10:55:45.075
13	1:37.266	+0.653	10:57:22.341

Lap	Lap Tm	Diff	Time of Day
(188) Joachim Nitz			
1	1:45.118	+5.947	10:37:29.932
2	1:39.613	+0.442	10:39:09.545
3	1:39.171		10:40:48.716
4	1:42.815	+3.644	10:42:31.531
5	1:40.048	+0.877	10:44:11.579
6	1:40.296	+1.125	10:45:51.875
7	1:43.031	+3.860	10:47:34.906
8	1:41.249	+2.078	10:49:16.155
9	1:40.836	+1.665	10:50:56.991
10	1:41.357	+2.186	10:52:38.348
11	1:40.975	+1.804	10:54:19.323
12	1:40.605	+1.434	10:55:59.928

(123) Stefan Behla

1	1:55.810	+5.894	10:37:41.661
2	1:51.780	+1.864	10:39:33.441
3	1:51.907	+1.991	10:41:25.348
4	1:51.320	+1.404	10:43:16.668
5	1:54.150	+4.234	10:45:10.818
6	1:52.547	+2.631	10:47:03.365
7	1:52.275	+2.359	10:48:55.640
8	1:50.341	+0.425	10:50:45.981
9	1:51.727	+1.811	10:52:37.708
10	1:54.258	+4.342	10:54:31.966
11	1:49.916		10:56:21.882

(131) Lothar Maier

1	2:07.289	+5.604	10:37:52.915
2	2:03.977	+2.292	10:39:56.892
3	2:05.012	+3.327	10:42:01.904
4	2:05.715	+4.030	10:44:07.619
5	2:03.651	+1.966	10:46:11.270
6	2:01.685		10:48:12.955
7	2:06.331	+4.646	10:50:19.286
8	2:07.122	+5.437	10:52:26.408
9	2:07.877	+6.192	10:54:34.285
10	2:03.473	+1.788	10:56:37.758

Chief timekeeper: Monika Riehmers

Orbits

Clerk of the Course: Stefan Beck

FIM: 105/02; DMSB-Reg.-Nr. SE-03/10; UEM: EMN 10/112



www.mylaps.com

Licensed to: Camp Company GmbH



FIM Sidecar World Championship

Sorted on Laps

Seriensport Schleizer Dreieck 3,805 Km

Race 3 Kl.6+7 09.05.2010 15:40

Race (13:00 and 2 Laps) started at 15:54:46

Pos.	No.	LA	Rider	Hometown	Bike	Entrant/Team	Laps	Total Tm	RD/DP	DP/SP +Sec.	Best Tm	In Lap	Pts.
Seriensport Kl.6													
1	617	AI	Heinz-Reiner Düssel	Köln	BMW S 1000 RR		9	16:38.358	31		1:47.401	0	25
2	605	AI	Julius Ilmberger	Oberhaching	BMW S1000 RR	Ilmberger Carbon	9	16:47.492	36		1:49.079	8	20
3	511	AI	Norbert Höbeler	Baldham	BMW S 1000 RR	Ilmberger Carbon	9	16:51.184	38		1:48.130	9	16
4	621	AI	Marcus Heitz	Lindenberg	Ducati 1098R		9	16:52.251	38		1:48.552	8	13
5	697	C	Horak Hendrik	Schmitten	Yamaha R1		9	17:37.057	44	20	1:51.819	9	0
6	692	AI	Dirk Walter	Seligenstadt	Yamaha R1		9	17:43.027	45	20	1:48.752	9	11
7	626	B	Kay Schwalbe	Mannheim	Yamaha YZF R1		9	17:43.715	39		1:53.884	6	10
8	622	AI	Michael Droste	Sendenhorst-Alb	Suzuki GSXR 1000	ADAC Westfalen	9	18:05.967	88	20	1:52.539	8	9
9	624	B	Andreas Kling	Neulußheim	Honda CBR 1000		9	18:18.575	41	20	1:56.714	7	8
10	683	AI	Frank Röder	Holm	Suzuki GSX R 750 K8		9	18:23.141	29		1:57.896	9	7
11	619	B	Frank Kopp	Otzberg	Ducati 999S		9	18:39.454	32		2:01.107	8	6
12	691	B	Jörg Grober	Kaifenheim	Yamaha Rni9		8	22:13.656	31		1:58.634	6	5
13	676	B	Tobias Grimm	Reiskirchen	Suzuki GX SX 750	ADAC Hessen Thüringen	7	25:11.283			2:05.516	7	4

Not classified (75% = 6 Laps)

DNF	634	CS	Marc Friebel	Waldaschaff	Suzuki GSXR 1000		7	16:50.733	19		1:58.245	5	0
DNF	605	AI	Julius Ilmberger	Oberhaching	BMW S 1000 RR	Ilmberger Carbon			37			0	0
DNF	609	CS	Claus-Peter Eckert	Arnsberg	Aprilia RSV4 Factory				30			0	0
DNF	615	B	Jasin Akgoez	Nauheim	BMW S1000 RR				38			0	0
DNF	642	AI	Bernd Hufnagel	Eberbach	Yamaha R1	ADAC Nordbaden e.V.			29			0	0
DNF	650	B	Volker Hoff	Düsseldorf	Suzuki K6				36			0	0
DNF	669	B	Andree Koch	Dietzenbach	Kawasaki ZX10R				27			0	0
DNF	694	B	Sahin Akgoez	Naumheim	Suzuki GSX-R 1000				37			0	0
DNF	696	B	Thomas Gottschalk	Oberlauterbach	Kawasaki ZX10R				47			0	0

Seriensport Kl.7

1	702	AI	Erik Piette	St. Vith	Yamaha	MSC Adenau	9	17:14.601	39		1:48.200	9	25
2	777	AI	Michael Backus	Geilenkirchen	Yamaha R6		9	17:35.812	37		1:49.399	9	20
3	794	AI	Andreas Bildl	Böblingen	Honda CBR 600 RR		9	17:36.801	30		1:50.479	9	16
4	784	I	Daniel Schwiperich	Pulheim	Honda CBR 600 RR	ADAC Nordrhein	9	18:08.870	43		1:54.623	9	13
5	711	B	Tobias Strohnner	Fränkisch-Crumt	Suzuki GSXR 600	DMV Frankfurt	9	18:09.395			1:54.616	9	11
6	744	B	Sebastian Frotscher	Oettersdorf	Yamaha R6 Rj15		9	18:17.217	38		1:53.389	9	10
7	755	B	Christoph Alex	Seeheim	Yamaha YZF-R6		8	20:35.261	30		1:59.221	5	9
8	713	AI	Dennis Lischo	Weilheim	Yamaha R6Rj11		8	20:36.647	31		1:58.919	5	8

Not classified (75% = 6 Laps)

DNF	726	B	Danny März	Dudenhofen	Yamaha R6 Rj15				36			0	0
DNF	749	CS	Steffen Nohl	Reichelsheim	Suzuki GSXR 600 K7				43			0	0

Announcements

These results are provisional until the conclusion of any judicial and technical matters
 Startet: 31 Classified: 21 Not classified: 10

Margin of Victory	Avg. Speed	Best Lap Tm	Best Spd	Best Lap by
9.134	123,485	1:47.401	127,541	617 - Heinz-Reiner Düssel

Chief timekeeper: Monika Riehmers

Clerk of the Course: Stefan Beck

FIM: 105/02; DMSB-Reg.-Nr. SE-03/10; UEM: EMN 10/112



www.mylaps.com

Licensed to: Camp Company GmbH



FIM Sidecar World Championship

Seriensport

Schleizer Dreieck 3,805 Km

Race 3 Kl.6+7

09.05.2010 15:40

Race (13:00 and 2 Laps) started at 15:54:46

Lap	Lap Tm	Diff	Time of Day	Lap	Lap Tm	Diff	Time of Day	Lap	Lap Tm	Diff	Time of Day
(617) Heinz-Reiner Düssel				(794) Andreas Bildl				(744) Sebastian Frotscher			
p1	1:25.302	-3:59:29.473	15:56:46.855	1	1:58.177	+7.698	15:57:19.565	1	2:00.086	+5.470	15:57:21.592
p2	1:53.690	-3:59:01.085	15:58:40.545	2	1:54.714	+4.235	15:59:14.279	2	1:55.547	+0.931	15:59:17.139
p3	1:52.253	-3:59:02.522	16:00:32.798	3	1:53.337	+2.858	16:01:07.616	3	1:57.939	+3.323	16:01:15.078
p4	1:50.165	-3:59:04.610	16:02:22.963	4	1:54.758	+4.279	16:03:02.374	4	1:58.150	+3.534	16:03:13.228
p5	1:49.063	-3:59:05.712	16:04:12.026	5	1:53.164	+2.685	16:04:55.538	5	1:57.372	+2.756	16:05:10.600
p6	1:48.755	-3:59:06.020	16:06:00.781	6	1:53.252	+2.773	16:06:48.790	6	1:58.887	+4.271	16:07:09.487
p7	1:47.514	-3:59:07.261	16:07:48.295	7	1:52.723	+2.244	16:08:41.513	7	1:55.932	+1.316	16:09:05.419
p8	1:47.401	-3:59:07.374	16:09:35.696	8	1:51.077	+0.598	16:10:32.590	8	1:55.628	+1.012	16:11:01.047
p9	1:48.930	-3:59:05.845	16:11:24.626	9	1:50.479		16:12:23.069	9	1:54.616		16:12:55.663
(605) Julius Ilmberger				(697) Horak Hendrik				(624) Andreas Kling			
1	1:57.826	+8.747	15:56:44.781	1	2:02.420	+10.601	15:56:49.961	1	2:01.709	+4.995	15:58:54.430
2	1:53.250	+4.171	15:58:38.031	2	1:55.571	+3.752	15:58:45.532	2	2:01.696	+8.307	15:59:26.172
3	1:52.854	+3.775	16:00:30.885	3	1:55.569	+3.750	16:00:41.101	3	2:00.470	+7.081	16:01:26.642
4	1:51.662	+2.583	16:02:22.547	4	1:54.429	+2.610	16:02:35.530	4	1:58.811	+5.422	16:03:25.453
5	1:50.239	+1.160	16:04:12.786	5	1:53.170	+1.351	16:04:28.700	5	1:55.561	+2.172	16:05:21.014
6	1:49.627	+0.548	16:06:02.413	6	1:55.543	+3.724	16:06:24.243	6	1:56.241	+2.852	16:07:17.255
7	1:50.520	+1.441	16:07:52.933	7	1:54.919	+3.100	16:08:19.162	7	1:56.751	+3.362	16:09:14.006
8	1:49.079		16:09:42.012	8	1:52.344	+0.525	16:10:11.506	8	1:56.090	+2.701	16:11:10.096
9	1:51.748	+2.669	16:11:33.760	9	1:51.819		16:12:03.325	9	1:53.389		16:13:03.485
(611) Norbert Höbeler				(692) Dirk Walter				(683) Frank Röder			
1	2:01.148	+13.018	15:56:47.416	1	2:06.277	+17.525	15:56:53.109	1	2:09.989	+12.093	15:56:58.218
2	1:55.294	+7.164	15:58:42.710	2	2:00.625	+11.873	15:58:53.734	2	2:02.491	+4.595	15:59:00.709
3	1:53.873	+5.743	16:00:36.583	3	1:58.266	+9.514	16:00:52.000	3	2:03.755	+5.859	16:01:04.464
4	1:52.591	+4.461	16:02:29.174	4	1:55.910	+7.158	16:02:47.910	4	2:02.559	+4.663	16:03:07.023
5	1:51.928	+3.798	16:04:21.102	5	1:55.927	+7.175	16:04:43.837	5	2:02.965	+5.069	16:05:09.988
6	1:50.138	+2.008	16:06:11.240	6	1:55.062	+6.310	16:06:38.899	6	2:01.985	+4.089	16:07:11.973
7	1:49.606	+1.476	16:08:00.846	7	1:51.973	+3.221	16:08:30.872	7	1:58.590	+1.876	16:08:50.049
8	1:48.476	+0.346	16:09:49.322	8	1:49.671	+0.919	16:10:20.543	8	1:56.714		16:10:46.763
9	1:48.130		16:11:37.452	9	1:48.752		16:12:09.295	9	1:58.080	+1.366	16:12:44.843
(621) Marcus Heitz				(626) Kay Schwalbe				(619) Frank Kopp			
1	1:54.113	+5.561	15:58:43.202	1	2:09.596	+15.712	15:56:56.562	1	2:09.725	+8.618	15:56:56.139
2	1:53.663	+5.111	16:00:36.865	2	1:59.861	+5.977	15:58:56.513	2	2:04.154	+3.047	15:59:00.293
3	1:52.791	+4.239	16:02:29.656	3	1:59.510	+5.626	16:00:56.023	3	2:04.613	+3.506	16:01:04.906
4	1:51.604	+3.052	16:04:21.260	4	1:58.640	+4.756	16:02:54.663	4	2:05.341	+4.234	16:03:10.247
5	1:50.116	+1.564	16:06:11.376	5	1:56.542	+2.658	16:04:51.205	5	2:05.024	+3.917	16:05:15.271
6	1:49.639	+1.087	16:08:01.015	6	1:53.884		16:06:45.089	6	2:04.498	+3.391	16:07:19.769
7	1:48.952	+0.400	16:09:49.967	7	1:55.259	+1.375	16:08:40.348	7	2:02.520	+1.413	16:09:22.289
8	1:48.552		16:11:38.519	8	1:55.056	+1.172	16:10:35.404	8	2:01.107		16:11:23.396
(702) Erik Piette				(622) Michael Droste				(619) Frank Kopp			
1	1:54.402	+6.202	15:57:15.956	1	2:01.639	+9.100	15:58:53.792	1	2:09.725	+8.618	15:56:56.139
2	1:51.496	+3.296	15:59:07.452	2	2:01.431	+8.892	16:00:55.223	2	2:04.154	+3.047	15:59:00.293
3	1:50.970	+2.770	16:00:58.422	3	1:59.047	+6.508	16:02:54.270	3	2:04.613	+3.506	16:01:04.906
4	1:53.891	+5.691	16:02:52.313	4	1:57.795	+5.256	16:04:52.065	4	2:05.341	+4.234	16:03:10.247
5	1:50.678	+2.478	16:04:42.991	5	1:57.641	+5.102	16:06:49.706	5	2:05.024	+3.917	16:05:15.271
6	1:49.812	+1.612	16:06:32.803	6	1:55.388	+2.849	16:08:45.094	6	2:04.498	+3.391	16:07:19.769
7	1:50.109	+1.909	16:08:22.912	7	1:54.602	+2.063	16:10:39.696	7	2:02.520	+1.413	16:09:22.289
8	1:49.757	+1.557	16:10:12.669	8	1:52.539		16:12:32.235	8	2:01.107		16:11:23.396
9	1:48.200		16:12:00.869	(784) Daniel Schwiperich				9	2:02.326	+1.219	16:13:25.722
(777) Michael Backus				(784) Daniel Schwiperich				(755) Christoph Alex			
1	1:57.780	+8.381	15:57:19.442	1	2:01.590	+6.967	15:57:23.553	1	2:06.863	+7.642	15:57:29.398
2	1:55.153	+5.754	15:59:14.595	2	1:57.601	+2.978	15:59:21.154	2	2:05.341	+6.120	15:59:34.739
3	1:53.127	+3.728	16:01:07.722	3	1:57.409	+2.786	16:01:18.563	3	2:01.594	+2.373	16:01:36.333
4	1:55.104	+5.705	16:03:02.826	4	1:55.224	+0.601	16:03:13.787	4	2:00.483	+1.262	16:03:36.816
5	1:54.214	+4.815	16:04:57.040	5	1:57.123	+2.500	16:05:10.910	5	1:59.221		16:05:36.037
6	1:53.188	+3.789	16:06:50.228	6	1:57.506	+2.883	16:07:08.416	6	1:59.761	+0.540	16:07:35.798
7	1:51.629	+2.230	16:08:41.857	7	1:56.334	+1.711	16:09:04.750	7	1:59.337	+0.116	16:09:35.135
8	1:50.824	+1.425	16:10:32.681	8	1:55.765	+1.142	16:11:00.515	8	2:00.394	+1.173	16:11:35.529
9	1:49.399		16:12:22.080	(711) Tobias Strohn				(713) Dennis Lisch			
				(711) Tobias Strohn				(713) Dennis Lisch			
				1 2:01.639 +9.100 15:58:53.792				1 2:02.845 +3.926 15:57:24.996			
				2 2:01.431 +8.892 16:00:55.223				2 2:01.656 +2.737 15:59:26.652			
				3 1:59.047 +6.508 16:02:54.270							
				4 1:57.795 +5.256 16:04:52.065							
				5 1:57.641 +5.102 16:06:49.706							
				6 1:55.388 +2.849 16:08:45.094							
				7 1:54.602 +2.063 16:10:39.696							
				8 1:52.539							

Chief timekeeper: Monika Riehmers

Orbits

Clerk of the Course: Stefan Beck

FIM: 105/02; DMSB-Reg.-Nr. SE-03/10; UEM: EMN 10/112

www.mylaps.com

Licensed to: Camp Company GmbH



FIM Sidecar World Championship

Seriensport

Schleizer Dreieck 3,805 Km

Race 3 Kl.6+7

09.05.2010 15:40

Race (13:00 and 2 Laps) started at 15:54:46

Lap	Lap Tm	Diff	Time of Day
3	2:00.149	+1.230	16:01:26.801
4	1:59.194	+0.275	16:03:25.995
5	1:58.919		16:05:24.914
6	2:04.453	+5.534	16:07:29.367
7	2:03.224	+4.305	16:09:32.591
8	2:04.324	+5.405	16:11:36.915

(691) Jörg Grober

1	2:21.667	+23.033	15:58:48.582
2	2:06.414	+7.780	16:00:54.996
3	2:06.068	+7.434	16:03:01.064
4	2:03.483	+4.849	16:05:04.547
5	2:00.617	+1.983	16:07:05.164
6	1:58.634		16:09:03.798
7	1:58.822	+0.188	16:11:02.620
8	2:00.304	+1.670	16:13:02.924

(676) Tobias Grimm

1	2:16.976	+11.460	15:57:39.976
2	2:11.219	+5.703	15:59:51.195
3	2:07.365	+1.849	16:01:58.560
p4	2:50.369	+44.853	16:04:48.929
5	2:43.157	+37.641	16:07:32.086
6	2:08.949	+3.433	16:09:41.035
7	2:05.516		16:11:46.551

(634) Marc Friebe

1	2:20.366	+22.121	15:59:35.842
2	2:03.849	+5.604	16:01:39.691
3	2:00.681	+2.436	16:03:40.372
4	1:59.900	+1.655	16:05:40.272
5	1:58.245		16:07:38.517
6	1:58.725	+0.480	16:09:37.242
7	1:59.759	+1.514	16:11:37.001

Lap Lap Tm Diff Time of Day

Lap Lap Tm Diff Time of Day

Chief timekeeper: Monika Riehmers

Orbits

Clerk of the Course: Stefan Beck

FIM: 105/02; DMSB-Reg.-Nr. SE-03/10; UEM: EMN 10/112

www.mylaps.com

Licensed to: Camp Company GmbH



FIM Sidecar World Championship

Sorted on Laps

Seriensport Schleizer Dreieck 3,805 Km

Race 4 Kl.2+3 09.05.2010 16:50

Race (13:00 and 2 Laps) started at 16:57:16

Pos.	No.	LA	Rider	Hometown	Bike	Entrant/Team	Laps	Total Tm	RD/DP	DP/SP +Sec.	Best Tm	In Lap	Pts.
Seriensport Kl.2													
1	222	I	Klaus Bänsch	Obersulm	Ducati 999		9	17:59.146	45		1:50.117	9	25
2	268	AI	Rolf Mehrer	Schweigen	Honda VTR 1000		9	18:22.682	36		1:54.776	9	20
3	221	B	Detlef Köster	Stadthagen	Ducati 916 SP	ADAC Niedersachsen Sachsen Anhalt	9	18:23.191	44		1:54.897	9	16
4	245	AI	Jens Sühl	Itzehoe	Yamaha R6		9	18:40.757	32		1:55.455	9	13
5	224	B	Peter Klotz	Fußgönheim	Aprilia RSV 1000 R		9	19:17.772	35		2:01.154	7	11
6	228	B	Ingo Heinke	Reilingen	Aprilia RSV Mille		9	20:39.930	22	100	1:59.289	8	10
Not classified (75% = 7 Laps)													
DNF	244	AI	Jens Hebisch	Bamberg	KTM				28			0	0
DNF	299	B	Sean O Connor	Weinheim	Ducati 999				11			0	0
Seriensport Kl.3													
1	314	AI	Toni Heiler	Köln	Ducati 848	Ducati am Ring	10	17:39.622	30		1:42.448	10	25
2	301	AI	Hans Ellmaurer	Speyer	Suzuki GXSX 750	ADAC Nordbaden e.V.	10	17:48.777	43		1:44.956	6	20
3	307	AI	Jürgen Hausmann	Pulheim	Suzuki GSX R 750		10	18:11.906	36		1:46.485	8	16
4	322	AI	Frank Röder	Hockenheim	Suzuki GSX R 750	ADAC Nordbaden e.V.	10	18:19.962	29		1:47.999	8	13
5	333	AI	Dirk Schnieders	Kamp-Lintfort	Suzuki GSX R 750	ADAC Hessen Thüringen	10	18:30.000	34		1:47.118	1	11
6	312	B	Andreas Wieser	Haltern	Suzuki GSX R 750	ADAC Westfalen	10	18:34.281	35		1:50.009	5	10
7	305	I	Marco Hacke	Wietze	MTW Suzuki GSX-R 750	ADAC Niedersachsen Sachsen Anhalt	10	18:40.773	45		1:48.249	8	9
8	302	AI	Oliver Exner	Offenbach	Suzuki GXSX 750	ADAC Hessen Thüringen	10	18:45.102	40		1:47.316	10	8
9	306	I	Stefan Berns	Rurberg	Suzuki GSX R 750 K8		10	18:47.522	42		1:48.517	6	7
10	319	B	Peter Doft	Münchhausen	Suzuki GXSX 750	ADAC Hessen Thüringen	10	18:51.606	44		1:48.539	1	6
11	304	AI	Martin Weber	Saarbrücken	Suzuki GSX R 750	Team DMV e.V. Frankfurt	10	19:07.073	38		1:51.930	8	5
12	310	B	Tobias Fischer	Frankfurt	Suzuki GSX R 750		10	19:14.822	41		1:52.222	8	4
13	308	B	Klaus Herzog	St. Leon-Rot	Suzuki GXSX 750	ADAC Nordbaden e.V.	9	21:22.711	36		1:54.791	7	3
14	369	B	Philipp Busch	Borken	Suzuki GSX R 750		9	21:57.000	35		1:57.342	8	2
Not classified (75% = 7 Laps)													
DNF	376	B	Tobias Grimm	Reiskirchen	Suzuki GSX-R650	ADAC Hessen Thüringen e.V.	1	2:06.373	30		2:04.513	1	0
DNF	335	C	Andreas Weiße	Linsengericht-Ge	Suzuki GXSX 750				31			0	0
DNF	352	C	Thorsten Haas	Urbach	Suzuki GSX R 750				36			0	0
DNF	390	CS	Thomas Schneider	Fernwald	Suzuki GXSX 750				35			0	0

Announcements

These results are provisional until the conclusion of any judicial and technical matters
 Startet: 26 Classified: 20 Not classified: 6

Margin of Victory	Avg. Speed	Best Lap Tm	Best Spd	Best Lap by
9.155	129,273	1:42.448	133,707	314 - Toni Heiler

Chief timekeeper: Monika Riehmers

Orbits

Clerk of the Course: Stefan Beck

FIM: 105/02; DMSB-Reg.-Nr. SE-03/10; UEM: EMN 10/112



www.mylaps.com

Licensed to: Camp Company GmbH



FIM Sidecar World Championship

Seriensport

Schleizer Dreieck 3,805 Km

Race 4 Kl.2+3

09.05.2010 16:50

Race (13:00 and 2 Laps) started at 16:57:16

Lap	Lap Tm	Diff	Time of Day
(314) Toni Heiler			
1	1:52.819	+10.371	16:59:09.520
2	1:46.057	+3.609	17:00:55.577
3	1:46.566	+4.118	17:02:42.143
4	1:45.412	+2.964	17:04:27.555
5	1:46.419	+3.971	17:06:13.974
6	1:46.488	+4.040	17:08:00.462
7	1:45.825	+3.377	17:09:46.287
8	1:44.447	+1.999	17:11:30.734
9	1:42.987	+0.539	17:13:13.721
10	1:42.448		17:14:56.169
(301) Hans Ellmauer			
1	1:52.797	+7.841	16:59:09.652
2	1:46.659	+1.703	17:00:56.311
3	1:46.953	+1.997	17:02:43.264
4	1:46.823	+1.867	17:04:30.087
5	1:45.852	+0.896	17:06:15.939
6	1:44.956		17:08:00.895
7	1:45.435	+0.479	17:09:46.330
8	1:45.362	+0.406	17:11:31.692
9	1:46.335	+1.379	17:13:18.027
10	1:47.297	+2.341	17:15:05.324
(307) Jürgen Hausmann			
1	1:56.584	+10.099	16:59:13.740
2	1:48.665	+2.180	17:01:02.405
3	1:49.736	+3.251	17:02:52.141
4	1:48.759	+2.274	17:04:40.900
5	1:48.848	+2.363	17:06:29.748
6	1:47.945	+1.460	17:08:17.693
7	1:47.642	+1.157	17:10:05.335
8	1:46.485		17:11:51.820
9	1:47.747	+1.262	17:13:39.567
10	1:48.886	+2.401	17:15:28.453
(322) Frank Röder			
1	1:53.991	+5.992	16:59:11.322
2	1:50.100	+2.101	17:01:01.422
3	1:49.842	+1.843	17:02:51.264
4	1:49.174	+1.175	17:04:40.438
5	1:48.470	+0.471	17:06:28.908
6	1:49.314	+1.315	17:08:18.222
7	1:49.015	+1.016	17:10:07.237
8	1:47.999		17:11:55.236
9	1:49.402	+1.403	17:13:44.638
10	1:51.871	+3.872	17:15:36.509
(333) Dirk Schnieders			
1	1:27.904		16:59:21.143
2	1:53.050	+25.146	17:01:14.193
3	1:50.486	+22.582	17:03:04.679
4	1:49.777	+21.873	17:04:54.456
5	1:48.894	+20.990	17:06:43.350
6	1:48.798	+20.894	17:08:32.148
7	1:48.513	+20.609	17:10:20.661
8	1:48.418	+20.514	17:12:09.079
9	1:50.350	+22.446	17:13:59.429
10	1:47.118	+19.214	17:15:46.547
(312) Andreas Wieser			
1	1:55.785	+5.776	16:59:13.663
2	1:51.130	+1.121	17:01:04.793
3	1:50.776	+0.767	17:02:55.569
4	1:50.883	+0.874	17:04:46.452

Lap	Lap Tm	Diff	Time of Day
5	1:50.009		17:06:36.461
6	1:50.401	+0.392	17:08:26.862
7	1:51.029	+1.020	17:10:17.891
8	1:50.928	+0.919	17:12:08.819
9	1:51.690	+1.681	17:14:00.509
10	1:50.319	+0.310	17:15:50.828
(305) Marco Hacke			
1	2:00.822	+12.573	16:59:18.600
2	1:56.542	+8.293	17:01:15.142
3	1:52.047	+3.798	17:03:07.189
4	1:50.628	+2.379	17:04:57.817
5	1:49.744	+1.495	17:06:47.561
6	1:49.395	+1.146	17:08:36.956
7	1:48.814	+0.565	17:10:25.770
8	1:48.249		17:12:14.019
9	1:49.724	+1.475	17:14:03.743
10	1:53.577	+5.328	17:15:57.320
(302) Oliver Exner			
1	2:01.755	+14.439	16:59:18.302
2	1:57.639	+10.323	17:01:15.941
3	1:55.221	+7.905	17:03:11.162
4	1:52.632	+5.316	17:05:03.794
5	1:49.889	+2.573	17:06:53.683
6	1:51.711	+4.395	17:08:45.394
7	1:49.646	+2.330	17:10:35.040
8	1:50.109	+2.793	17:12:25.149
9	1:49.184	+1.868	17:14:14.333
10	1:47.316		17:16:01.649
(306) Stefan Berns			
1	2:01.714	+13.197	16:59:19.091
2	1:57.449	+8.932	17:01:16.540
3	1:55.282	+6.765	17:03:11.822
4	1:52.575	+4.058	17:05:04.397
5	1:49.914	+1.397	17:06:54.311
6	1:48.517		17:08:42.828
7	1:50.778	+2.261	17:10:33.606
8	1:51.396	+2.879	17:12:25.002
9	1:49.460	+0.943	17:14:14.462
10	1:49.607	+1.090	17:16:04.069
(319) Peter Doft			
1	1:33.398		16:59:26.638
2	1:58.224	+24.826	17:01:24.862
3	1:55.162	+21.764	17:03:20.024
4	1:54.056	+20.658	17:05:14.080
5	1:51.987	+18.589	17:07:06.067
6	1:49.352	+15.954	17:08:55.419
7	1:48.077	+14.679	17:10:43.496
8	1:47.568	+14.170	17:12:31.064
9	1:48.550	+15.152	17:14:19.614
10	1:48.539	+15.141	17:16:08.153
(304) Martin Weber			
1	2:05.107	+13.177	16:59:22.314
2	1:56.485	+4.555	17:01:18.799
3	1:55.198	+3.268	17:03:13.997
4	1:53.983	+2.053	17:05:07.980
5	1:52.425	+0.495	17:07:00.405
6	1:52.012	+0.082	17:08:52.417
7	1:52.107	+0.177	17:10:44.524
8	1:51.930		17:12:36.454
9	1:53.338	+1.408	17:14:29.792
10	1:53.828	+1.898	17:16:23.620

Lap	Lap Tm	Diff	Time of Day
(310) Tobias Fischer			
1	2:03.994	+11.772	16:59:22.830
2	2:00.564	+8.342	17:01:23.394
3	1:55.679	+3.457	17:03:19.073
4	1:54.049	+1.827	17:05:13.122
5	1:54.024	+1.802	17:07:07.146
6	1:53.219	+0.997	17:09:00.365
7	1:52.979	+0.757	17:10:53.344
8	1:52.222		17:12:45.566
9	1:53.510	+1.288	17:14:39.076
10	1:52.293	+0.071	17:16:31.369
(222) Klaus Bänisch			
1	2:05.204	+15.087	16:59:56.761
2	2:02.288	+12.171	17:01:59.049
3	1:58.166	+8.049	17:03:57.215
4	1:56.761	+6.644	17:05:53.976
5	1:56.594	+6.477	17:07:50.570
6	1:51.831	+1.714	17:09:42.401
7	1:51.817	+1.700	17:11:34.218
8	1:51.358	+1.241	17:13:25.576
9	1:50.117		17:15:15.693
(268) Rolf Mehrer			
1	2:00.661	+5.885	16:59:52.232
2	2:01.293	+6.517	17:01:53.525
3	2:00.000	+5.224	17:03:53.525
4	1:59.775	+4.999	17:05:53.300
5	1:59.750	+4.974	17:07:53.050
6	1:58.380	+3.604	17:09:51.430
7	1:57.022	+2.246	17:11:48.452
8	1:56.001	+1.225	17:13:44.453
9	1:54.776		17:15:39.229
(221) Detlef Köster			
1	2:04.691	+9.794	16:59:56.257
2	2:01.126	+6.229	17:01:57.383
3	1:59.244	+4.347	17:03:56.627
4	1:58.531	+3.634	17:05:55.158
5	1:58.162	+3.265	17:07:53.320
6	1:58.533	+3.636	17:09:51.853
7	1:57.208	+2.311	17:11:49.061
8	1:55.780	+0.883	17:13:44.841
9	1:54.897		17:15:39.738
(245) Jens Sühl			
1	2:09.963	+14.508	17:00:02.005
2	2:05.176	+9.721	17:02:07.181
3	2:01.540	+6.085	17:04:08.721
4	1:59.899	+4.444	17:06:08.620
5	1:59.674	+4.219	17:08:08.294
6	1:59.082	+3.627	17:10:07.376
7	1:57.009	+1.554	17:12:04.385
8	1:57.464	+2.009	17:14:01.849
9	1:55.455		17:15:57.304
(224) Peter Klotz			
1	2:12.707	+11.553	17:00:04.276
2	2:07.036	+5.882	17:02:11.312
3	2:05.430	+4.276	17:04:16.742
4	2:04.579	+3.425	17:06:21.321
5	2:03.738	+2.584	17:08:25.059
6	2:01.309	+0.155	17:10:26.368
7	2:01.154		17:12:27.522
8	2:02.419	+1.265	17:14:29.941

Chief timekeeper: Monika Riehmers

Orbits

Clerk of the Course: Stefan Beck

FIM: 105/02; DMSB-Reg.-Nr. SE-03/10; UEM: EMN 10/112



www.mylaps.com

Licensed to: Camp Company GmbH



FIM Sidecar World Championship

Sorted on Laps

Seriensport Schleizer Dreieck 3,805 Km
 Race 5 Kl.5[R1] 09.05.2010 17:55
 Race (17:00 and 2 Laps) started at 17:56:02

Pos.	No.	LA	Rider	Hometown	Bike	Entrant/Team	Laps	Total Tm	RD/DP	DP/SP +Sec.	Best Tm	In Lap	Pts.
Seriensport Kl.5													
1	507	AI	Marc Ruhroth	Kempenich	Kawasaki ZXR400	MSC Porz e.V. im ADAC	11	20:58.184	32		1:49.702	11	25
2	520	I	Stefan Herwig	Dauthpetal	Suzuki RGV 250	ADAC Hessen Thüringen	11	20:59.044	41		1:49.334	11	20
3	547	AI	Andreas Linderg	Regensburg	Aprilia RS250		11	21:07.429	30		1:52.522	6	16
4	560	V	Tobias Werner	Zeulenroda	KTM LC4		11	21:08.178	42		1:48.704	9	0
5	546	B	Holger R. Nick	Duisburg	Suzuki SV650s	Shell Advance Racing Team	11	22:05.192	33		1:55.865	11	13
6	539	B	Markus Bange	Arnsberg		Shell Advance Racing Team	11	22:18.227	39		1:52.398	10	11
7	504	AI	Henning Schipper	Köln	Aprilia RS250	MSC Porz e.V. im ADAC	11	22:34.030	37		1:57.491	10	10
8	521	CS	Joshua Rieger	Mönchengladbach	Kawasaki ZX6r	MSC Porz e.V. im ADAC	10	24:44.442	33		1:59.823	10	0
9	513	B	Frank Brüntrup	Versmold	KTM Duke 960	KTM Team West	10	25:20.547	40		2:01.025	6	9
10	535	AI	Michael Reitmeier	Köln	Aprilia RS250		10	25:22.805	37		2:02.522	10	8
11	519	AI	Axel Jöst	Wetzlar	Kawasaki ZXR400	Team DMV Frankfurt	10	25:24.903	31		2:02.938	8	7
12	590	C	Stefan Steinbruckner	Nagel	Suzuki SV650s		10	25:57.661	35		2:07.888	6	0
13	515	B	Wolfgang Pohle	Haan	Suzuki SV650s	MSC Porz e.V. im ADAC	10	26:13.132	38		2:09.746	10	6
14	540	B	Paul Schröer	Hütschenhausen	offen		9	29:43.500	33		2:17.899	9	5
Not classified (75% = 8 Laps)													
DNF	595	CS	Patrick Sauer	Kerpen	Suzuki SV 650 RS	MSC Porz	11	22:11.890	21		1:54.488	11	0
DNF	508	B	Karsten Jessen	Grundhof	KTM 660 SMC				27			0	0
DNF	555	B	Andre Simon	Sörenwald	MZ				40			0	0
DNF	523	B	Uwe Link	Bergisch-Gladbach	MZ				40			0	0
DNF	528	CS	Kai Rosenbaum	Ludwigshafen	MZ				33			0	0
DNF	597	B	Werner Häring	Pforzheim	MZ				28			0	0
DNF	583	B	Helmut Sulger	Uhlidingen	Suzuki SV650s				18			0	0
DNF	557	B	Richard Putti	Wabern	Kawasaki ZXR400	ADAC Hessen Thüringen			9			0	0
DNF	591	C	Harald Schwindt	Landau	Aprilia RS250				25			0	0

Announcements

These results are provisional until the conclusion of any judicial and technical matters
 St.No: 560 + 20 s Penalty - Jump start

Margin of Victory	Avg. Speed	Best Lap Tm	Best Spd	Best Lap by
0.860	119,758	1:48.704	126,012	560 - Tobias Werner

Chief timekeeper: Monika Riehmers

Orbits

Clerk of the Course: Stefan Beck

FIM: 105/02; DMSB-Reg.-Nr. SE-03/10; UEM: EMN 10/112



www.mylaps.com

Licensed to: Camp Company GmbH



FIM Sidecar World Championship

Seriensport

Schleizer Dreieck 3,805 Km

Race 5 Kl.5[R1]

09.05.2010 17:55

Race (17:00 and 2 Laps) started at 17:56:02

Lap	Lap Tm	Diff	Time of Day
(507) Marc Ruhroth			
1	2:02.222	+12.520	17:58:04.873
2	1:58.091	+8.389	18:00:02.964
3	1:55.941	+6.239	18:01:58.905
4	1:55.529	+5.827	18:03:54.434
5	1:54.535	+4.833	18:05:48.969
6	1:52.190	+2.488	18:07:41.159
7	1:52.513	+2.811	18:09:33.672
8	1:54.224	+4.522	18:11:27.896
9	1:53.196	+3.494	18:13:21.092
10	1:50.041	+0.339	18:15:11.133
11	1:49.702		18:17:00.835

Lap	Lap Tm	Diff	Time of Day
(520) Stefan Herwig			
1	2:04.580	+15.246	17:58:07.553
2	1:57.845	+8.511	18:00:05.398
3	1:57.712	+8.378	18:02:03.110
4	1:54.885	+5.551	18:03:57.995
5	1:53.842	+4.508	18:05:51.837
6	1:52.795	+3.461	18:07:44.632
7	1:52.758	+3.424	18:09:37.390
8	1:51.704	+2.370	18:11:29.094
9	1:52.715	+3.381	18:13:21.809
10	1:50.552	+1.218	18:15:12.361
11	1:49.334		18:17:01.695

Lap	Lap Tm	Diff	Time of Day
(547) Andreas Linderg			
1	2:05.654	+13.132	17:58:10.181
2	1:55.988	+3.466	18:00:06.169
3	1:55.869	+3.347	18:02:02.038
4	1:53.931	+1.409	18:03:55.969
5	1:54.796	+2.274	18:05:50.765
6	1:52.522		18:07:43.287
7	1:53.541	+1.019	18:09:36.828
8	1:53.710	+1.188	18:11:30.538
9	1:53.457	+0.935	18:13:23.995
10	1:52.574	+0.052	18:15:16.569
11	1:53.511	+0.989	18:17:10.080

Lap	Lap Tm	Diff	Time of Day
(560) Tobias Werner			
1	2:04.095	+15.391	17:58:08.439
2	1:57.069	+8.365	18:00:05.508
3	1:55.122	+6.418	18:02:00.630
4	1:54.338	+5.634	18:03:54.968
5	1:54.927	+6.223	18:05:49.895
6	1:51.611	+2.907	18:07:41.506
7	1:50.328	+1.624	18:09:31.834
8	1:51.741	+3.037	18:11:23.575
9	1:48.704		18:13:12.279
10	1:49.475	+0.771	18:15:01.754
11	1:49.075	+0.371	18:16:50.829

Lap	Lap Tm	Diff	Time of Day
(546) Holger R. Nick			
1	2:10.831	+14.966	17:58:14.107
2	2:04.054	+8.189	18:00:18.161
3	2:02.791	+6.926	18:02:20.952
4	2:01.141	+5.276	18:04:22.093
5	2:00.126	+4.261	18:06:22.219
6	1:59.729	+3.864	18:08:21.948
7	1:58.896	+3.031	18:10:20.844
8	1:57.446	+1.581	18:12:18.290
9	1:57.050	+1.185	18:14:15.340
10	1:56.638	+0.773	18:16:11.978
11	1:55.865		18:18:07.843

Lap	Lap Tm	Diff	Time of Day
(539) Markus Bange			
1	2:06.685	+14.287	17:58:10.127
2	2:58.657	+1:06.259	18:01:08.784
3	1:58.897	+6.499	18:03:07.681
4	1:56.577	+4.179	18:05:04.258
5	1:56.038	+3.640	18:07:00.296
6	1:54.298	+1.900	18:08:54.594
7	1:54.784	+2.386	18:10:49.378
8	1:53.374	+0.976	18:12:42.752
9	1:52.680	+0.282	18:14:35.432
10	1:52.398		18:16:27.830
11	1:53.048	+0.650	18:18:20.878

Lap	Lap Tm	Diff	Time of Day
(504) Henning Schipper			
1	2:14.028	+16.537	17:58:16.893
2	2:07.008	+9.517	18:00:23.901
3	2:06.664	+9.173	18:02:30.565
4	2:04.267	+6.776	18:04:34.832
5	2:02.030	+4.539	18:06:36.862
6	1:58.919	+1.428	18:08:35.781
7	2:01.857	+4.366	18:10:37.638
8	1:59.679	+2.188	18:12:37.317
9	1:58.498	+1.007	18:14:35.815
10	1:57.491		18:16:33.306
11	2:03.375	+5.884	18:18:36.681

Lap	Lap Tm	Diff	Time of Day
(521) Joshua Rieger			
1	2:18.518	+18.695	17:58:22.994
2	2:11.007	+11.184	18:00:34.001
3	2:06.676	+6.853	18:02:40.677
4	2:04.749	+4.926	18:04:45.426
5	2:03.252	+3.429	18:06:48.678
6	2:04.447	+4.624	18:08:53.125
7	2:01.370	+1.547	18:10:54.495
8	2:03.428	+3.605	18:12:57.923
9	2:03.347	+3.524	18:15:01.270
10	1:59.823		18:17:01.093

Lap	Lap Tm	Diff	Time of Day
(513) Frank Brüntrup			
1	2:06.685	+5.660	17:58:09.779
2	3:03.630	+1:02.605	18:01:13.409
3	2:07.174	+6.149	18:03:20.583
4	2:04.208	+3.183	18:05:24.791
5	2:01.355	+0.330	18:07:26.146
6	2:01.025		18:09:27.171
7	2:01.745	+0.720	18:11:28.916
8	2:02.312	+1.287	18:13:31.228
9	2:01.445	+0.420	18:15:32.673
10	2:01.525	+0.500	18:17:34.198

Lap	Lap Tm	Diff	Time of Day
(535) Michael Reitmeier			
1	2:21.345	+18.823	17:58:24.951
2	2:13.681	+11.159	18:00:38.632
3	2:11.563	+9.041	18:02:50.195
4	2:08.181	+5.659	18:04:58.376
5	2:08.106	+5.584	18:07:06.482
6	2:07.502	+4.980	18:09:13.984
7	2:06.772	+4.250	18:11:20.756
8	2:09.913	+7.391	18:13:30.669
9	2:03.265	+0.743	18:15:33.934
10	2:02.522		18:17:36.456

Lap	Lap Tm	Diff	Time of Day
(519) Axel Jöst			
1	2:14.462	+11.524	17:58:17.293
2	2:18.906	+15.968	18:00:36.199
3	2:15.867	+12.929	18:02:52.066

Lap	Lap Tm	Diff	Time of Day
4	2:12.393	+9.455	18:05:04.459
5	2:10.398	+7.460	18:07:14.857
6	2:07.261	+4.323	18:09:22.118
7	2:06.126	+3.188	18:11:28.244
8	2:02.938		18:13:31.182
9	2:04.040	+1.102	18:15:35.222
10	2:03.332	+0.394	18:17:38.554

Lap	Lap Tm	Diff	Time of Day
(590) Stefan Steinbrückner			
1	2:21.059	+13.171	17:58:25.624
2	2:16.996	+9.108	18:00:42.620
3	2:11.964	+4.076	18:02:54.584
4	2:10.683	+2.795	18:05:05.267
5	2:10.338	+2.450	18:07:15.605
6	2:07.888		18:09:23.493
7	2:09.942	+2.054	18:11:33.435
8	2:10.012	+2.124	18:13:43.447
9	2:09.500	+1.612	18:15:52.947
10	2:15.365	+7.477	18:18:08.312

Lap	Lap Tm	Diff	Time of Day
(515) Wolfgang Pohle			
1	2:20.685	+10.939	17:58:24.649
2	2:18.016	+8.270	18:00:42.665
3	2:17.324	+7.578	18:02:59.989
4	2:15.163	+5.417	18:05:15.152
5	2:13.059	+3.313	18:07:28.211
6	2:12.288	+2.542	18:09:40.499
7	2:11.154	+1.408	18:11:51.653
8	2:10.421	+0.675	18:14:02.074
9	2:09.963	+0.217	18:16:12.037
10	2:09.746		18:18:21.783

Lap	Lap Tm	Diff	Time of Day
(540) Paul Schröder			
1	2:29.260	+11.361	17:58:34.198
2	2:30.785	+12.886	18:01:04.983
3	2:29.395	+11.496	18:03:34.378
4	2:24.871	+6.972	18:05:59.249
5	2:22.468	+4.569	18:08:21.717
6	2:21.910	+4.011	18:10:43.627
7	2:18.253	+0.354	18:13:01.880
8	2:18.372	+0.473	18:15:20.252
9	2:17.899		18:17:38.151

Lap	Lap Tm	Diff	Time of Day
(595) Patrick Sauer			
1	2:17.038	+22.550	17:58:22.571
2	2:07.421	+12.933	18:00:29.992
3	2:05.555	+11.067	18:02:35.547
4	2:03.566	+9.078	18:04:39.113
5	1:59.206	+4.718	18:06:38.319
6	1:57.681	+3.193	18:08:36.000
7	2:00.028	+5.540	18:10:36.028
8	1:54.652	+0.164	18:12:30.680
9	1:54.513	+0.025	18:14:25.193
10	1:54.860	+0.372	18:16:20.053
11	1:54.488		18:18:14.541

Chief timekeeper: Monika Riehmers

Clerk of the Course: Stefan Beck

FIM: 105/02; DMSB-Reg.-Nr. SE-03/10; UEM: EMN 10/112

www.mylaps.com

Licensed to: Camp Company GmbH

Seriensportveranstaltung

"Schleizer Dreieck"

09.05.2010

Mannschaftswertung			Punkte
1.	ADAC Nordbaden		8
	301 Ellmauer, Hans	2	
	481 Häfele, Thilo	2	
	142 Hufnagel, Bernd	4	
2.	MSC Porz e.V. 1		9
	314 Heiler, Toni	1	
	507 Ruhroth, Marc	1	
	504 Schipper, Henning	7	
3.	Team DMV 2		11
	617 Düssel, Heinz-Reiner	1	
	711 Strohner, Tobias	5	
	410 Türker, Vejdi	5	
4.	ADAC Hessen Thüringen 2		13
	104 Junker, Thorsten	7	
	499 Reuels, Torben	4	
	520 Herwig, Stefan	2	
5.	ADAC Hessen Thüringen 1		15
	103 Kreutz, Thomas	2	
	302 Exner, Oliver	8	
	333 Schnieders, Dirk	5	
6.	ADAC Nordrhein Sportteam		16
	306 Berns, Stefan	9	
	106 Düssel, Hans-Reiner	3	
	784 Schwiperisch, Daniel	4	
7.	ADAC Westfalen		16
	111 Bitter, Onno	5	
	427 Kermink, Kevin	3	
	622 Droste, Michael	8	

**Zeitnahme + Auswertung: Camp-Company, Wittgenborn
Obmann: Monika Riemers, Wächtersbach**

8.	ADAC Niedersachsen - Sachsen-Anhalt		16
	305 Hacke, Marco	7	
	294 Bockelmann, Mathias	3	
	404 Mantai, Mario	6	
9.	Team DMV 1		23
	101 Mester, Dierk	1	
	304 Weber, Martin	11	
	519 Jöst, Axel	11	
10.	ADAC Hessen Thüringen 3		42
	113 Schul, Alexander	9	
	319 Doft, Peter	10	
	188 Nimtz, Joachim	23	
DNF	MSC Porz e.V. 2		DNF
	411 Speckenbach, Günter	11	
	412 Roquette, Ilse	DNF	
	515 Pohler, Wolfgang	13	

**Zeitnahme + Auswertung: Camp-Company, Wittgenborn
Obmann: Monika Riemers, Wächtersbach**