

Rhein-Main Kart-Cup KCD 90 / NKC

Bambini und Rotax Micro Max und Mini Max

Vogelsbergring 1,038 Km

Freies Training

31.07.2011 08:25

Practice started at 8:25:41

Pos	No. *	Name	Nat-Wohnort	Fabrikat	Bewerber/Sponsor	Laps	Best Tm	Diff In Lap	km/h
1	711	Jonathan Judek		Rotax/M-TEC	JJ-Racing	11	50.631	8	73,805
2	714	Sven Wegner		Rotax/Haase	NKC-DMV	11	51.535	0.904	11 72,510
3	706	Fabian Hellwig		Rotax/M-Tec	Nintendo Team Scheider	5	51.559	0.928	4 72,476
4	701	Max Zschuppe		Rotax/M-TEC	NKC-DMV	11	51.866	1.235	10 72,047
5	81	Tom Kulik		Rotax/Zanardi		11	52.349	1.718	5 71,382
6	72	Gina Kraft		Rotax/Sodi	MSC Walldorf-Astoria	11	52.434	1.803	7 71,267
7	18	Robert Kindervater		Rotax/EA		8	52.524	1.893	5 71,145
8	71	Marius Erasme		Rotax/CRG	www.rhein-neckar-express.de	10	52.749	2.118	10 70,841
9	23	Tobias Nath		Rotax/CRG	NKC-DMV	11	53.467	2.836	11 69,890
10	17	Louis Henkefeld		Rotax/	NKC-DMV	11	53.545	2.914	10 69,788
11	83	Marcel Mayer		Rotax/M-Tec	Nintendo Team Scheider	11	53.585	2.954	5 69,736
12	85	Kevin Trampenau		Rotax/Wildkart	MSC Wittgenborn Racing Team	11	53.591	2.960	11 69,728
13	21	Szymon Urbaniak		Rotax/CRG	NKC-DMV	11	53.780	3.149	11 69,483
14	4	Roxanne Treuberg		Rotax/Energy	WST-Motorsport	5	53.939	3.308	5 69,278
15	11	Tamino Bergmeier		Rotax/EA		11	53.956	3.325	8 69,256
16	98	Marc Monsen		Rotax/EA	NKC-DMV	11	54.040	3.409	7 69,149
17	86	Tim Mika Metz		Rotax/CRG	KV Oppenrod	11	54.120	3.489	7 69,047
18	82	Nico Frank		Rotax/Maranello	Nees Racing	11	54.338	3.707	7 68,770
19	36	Niklas Linder		IAME/Birel	BB Motorsport	10	55.261	4.630	10 67,621
20	42	Tim Beilicke		IAME/Lenzo	MSC Graben-Neudorf / BB-Kartsport	9	55.440	4.809	9 67,403
21	22	Lennart Wolf		Rotax/Gillard		10	55.441	4.810	10 67,401
22	44	Philip Dalhoefer		Rotax/	TOM-TECH Team DMV	10	55.468	4.837	7 67,369
23	24	Robin Pelzl		Rotax/CRG	KV Oppenrod	10	55.554	4.923	9 67,264
24	3	Luka Wlömer		Rotax/Tony	TOM-TECH Team DMV	10	55.918	5.287	10 66,826
25	50	Laurents Hörr		IAME/LGK	DMV Team BB-Kartsport	8	56.334	5.703	5 66,333
26	9	Maximilian Krupper				10	57.098	6.467	10 65,445
27	84	Sven Rosenblüh		Rotax/Intrepid		10	57.259	6.628	6 65,261
28	31	Fabio Citignola		IAME/BIREL	Kartingteam-Baden	8	57.659	7.028	8 64,809
29	49	Gianni Szepan - Afele		IAME/GK	DMV Team BB-Kartsport	10	58.151	7.520	9 64,260
30	51	Robin Müller		IAME/LGK		2	1:06.397	15.766	1 56,280





Rhein-Main Kart-Cup KCD 90 / NKC

Bambini und Rotax Micro Max und Mini Max

Vogelsbergring 1,038 Km

Freies Training

31.07.2011 08:25

Practice started at 8:25:41

Lap	Lap Tm	Diff	Time of Day
(711) Jonathan Judek			
1	58.042	+7.411	8:27:46.604
2	53.711	+3.080	8:28:40.315
3	52.706	+2.075	8:29:33.021
4	52.290	+1.659	8:30:25.311
5	52.039	+1.408	8:31:17.350
6	51.512	+0.881	8:32:08.862
7	50.875	+0.244	8:32:59.737
8	50.631		8:33:50.368
9	50.807	+0.176	8:34:41.175
10	52.120	+1.489	8:35:33.295
11	51.052	+0.421	8:36:24.347

Lap	Lap Tm	Diff	Time of Day
(714) Sven Wegner			
1	56.884	+5.349	8:27:20.381
2	54.343	+2.808	8:28:14.724
3	53.526	+1.991	8:29:08.250
4	53.059	+1.524	8:30:01.309
5	52.621	+1.086	8:30:53.930
6	1:00.369	+8.834	8:31:54.299
7	52.165	+0.630	8:32:46.464
8	53.026	+1.491	8:33:39.490
9	52.123	+0.588	8:34:31.613
10	51.983	+0.448	8:35:23.596
11	51.535		8:36:15.131

Lap	Lap Tm	Diff	Time of Day
(706) Fabian Hellwig			
1	55.389	+3.830	8:27:43.626
2	1:08.124	+16.565	8:28:51.750
3	52.644	+1.085	8:29:44.394
4	51.559		8:30:35.953
5	53.042	+1.483	8:31:28.995

Lap	Lap Tm	Diff	Time of Day
(701) Max Zschuppe			
1	1:03.021	+11.155	8:27:35.422
2	56.550	+4.684	8:28:31.972
3	55.620	+3.754	8:29:27.592
4	54.613	+2.747	8:30:22.205
5	54.080	+2.214	8:31:16.285
6	53.259	+1.393	8:32:09.544
7	52.295	+0.429	8:33:01.839
8	52.319	+0.453	8:33:54.158
9	52.467	+0.601	8:34:46.625
10	51.866		8:35:38.491
11	53.049	+1.183	8:36:31.540

Lap	Lap Tm	Diff	Time of Day
(81) Tom Kulik			
1	58.349	+6.000	8:27:20.926
2	54.765	+2.416	8:28:15.691
3	54.813	+2.464	8:29:10.504
4	53.121	+0.772	8:30:03.625
5	52.349		8:30:55.974
6	53.233	+0.884	8:31:49.207
7	52.544	+0.195	8:32:41.751
8	52.558	+0.209	8:33:34.309
9	53.004	+0.655	8:34:27.313
10	53.246	+0.897	8:35:20.559
11	53.299	+0.950	8:36:13.858

Lap	Lap Tm	Diff	Time of Day
(72) Gina Kraft			
1	1:01.778	+9.344	8:27:29.831
2	57.217	+4.783	8:28:27.048
3	53.436	+1.002	8:29:20.484
4	54.596	+2.162	8:30:15.080
5	52.594	+0.160	8:31:07.674

Lap	Lap Tm	Diff	Time of Day
6	52.888	+0.454	8:32:00.562
7	52.434		8:32:52.996
8	53.458	+1.024	8:33:46.454
9	54.815	+2.381	8:34:41.269
10	55.136	+2.702	8:35:36.405
11	55.012	+2.578	8:36:31.417

Lap	Lap Tm	Diff	Time of Day
(18) Robert Kindervater			
1	57.092	+4.568	8:27:17.862
2	54.228	+1.704	8:28:12.090
3	57.655	+5.131	8:29:09.745
4	52.809	+0.285	8:30:02.554
5	52.524		8:30:55.078
6	53.740	+1.216	8:31:48.818
7	52.717	+0.193	8:32:41.535
8	52.587	+0.063	8:33:34.122

Lap	Lap Tm	Diff	Time of Day
(71) Marius Erasme			
1	1:01.597	+8.848	8:27:43.033
2	57.018	+4.269	8:28:40.051
3	54.404	+1.655	8:29:34.455
4	54.745	+1.996	8:30:29.200
5	54.449	+1.700	8:31:23.649
6	53.475	+0.726	8:32:17.124
7	53.326	+0.577	8:33:10.450
8	53.319	+0.570	8:34:03.769
9	52.937	+0.188	8:34:56.706
10	52.749		8:35:49.455

Lap	Lap Tm	Diff	Time of Day
(23) Tobias Nath			
1	55.614	+2.147	8:27:13.525
2	54.398	+0.931	8:28:07.923
3	53.836	+0.369	8:29:01.759
4	53.749	+0.282	8:29:55.508
5	54.077	+0.610	8:30:49.585
6	54.344	+0.877	8:31:43.929
7	53.705	+0.238	8:32:37.634
8	53.855	+0.388	8:33:31.489
9	53.613	+0.146	8:34:25.102
10	54.067	+0.600	8:35:19.169
11	53.467		8:36:12.636

Lap	Lap Tm	Diff	Time of Day
(17) Louis Henkefeld			
1	56.280	+2.735	8:27:14.639
2	55.140	+1.595	8:28:09.779
3	54.755	+1.210	8:29:04.534
4	54.322	+0.777	8:29:58.856
5	54.238	+0.693	8:30:53.094
6	56.565	+3.020	8:31:49.659
7	54.888	+1.343	8:32:44.547
8	53.676	+0.131	8:33:38.223
9	55.357	+1.812	8:34:33.580
10	53.545		8:35:27.125
11	55.351	+1.806	8:36:22.476

Lap	Lap Tm	Diff	Time of Day
(83) Marcel Mayer			
1	58.316	+4.731	8:27:20.432
2	55.781	+2.196	8:28:16.213
3	54.657	+1.072	8:29:10.870
4	54.318	+0.733	8:30:05.188
5	53.585		8:30:58.773
6	54.419	+0.834	8:31:53.192
7	53.938	+0.353	8:32:47.130
8	54.189	+0.604	8:33:41.319
9	53.708	+0.123	8:34:35.027
10	53.860	+0.275	8:35:28.887

Lap	Lap Tm	Diff	Time of Day
11	53.712	+0.127	8:36:22.599
(85) Kevin Trampenau			
1	56.955	+3.364	8:27:24.527
2	54.425	+0.834	8:28:18.952
3	53.832	+0.241	8:29:12.784
4	54.350	+0.759	8:30:07.134
5	54.629	+1.038	8:31:01.763
6	54.583	+0.992	8:31:56.346
7	54.301	+0.710	8:32:50.647
8	54.392	+0.801	8:33:45.039
9	54.117	+0.526	8:34:39.156
10	54.221	+0.630	8:35:33.377
11	53.591		8:36:26.968

Lap	Lap Tm	Diff	Time of Day
(21) Szymon Urbaniak			
1	56.681	+2.901	8:27:16.691
2	55.019	+1.239	8:28:11.710
3	54.326	+0.546	8:29:06.036
4	54.286	+0.506	8:30:00.322
5	54.547	+0.767	8:30:54.869
6	54.331	+0.551	8:31:49.200
7	54.160	+0.380	8:32:43.360
8	54.120	+0.340	8:33:37.480
9	53.914	+0.134	8:34:31.394
10	54.322	+0.542	8:35:25.716
11	53.780		8:36:19.496

Lap	Lap Tm	Diff	Time of Day
(4) Roxanne Treuberg			
1	1:00.717	+6.778	8:27:48.538
2	1:00.159	+6.220	8:28:48.697
3	55.704	+1.765	8:29:44.401
4	54.869	+0.930	8:30:39.270
5	53.939		8:31:33.209

Lap	Lap Tm	Diff	Time of Day
(11) Tamino Bergmeier			
1	57.879	+3.923	8:27:19.152
2	55.770	+1.814	8:28:14.922
3	55.645	+1.689	8:29:10.567
4	55.895	+1.939	8:30:06.462
5	54.405	+0.449	8:31:00.867
6	54.633	+0.677	8:31:55.500
7	54.353	+0.397	8:32:49.853
8	53.956		8:33:43.809
9	55.108	+1.152	8:34:38.917
10	54.269	+0.313	8:35:33.186
11	54.942	+0.986	8:36:28.128

Lap	Lap Tm	Diff	Time of Day
(98) Marc Monsen			
1	57.936	+3.896	8:27:23.071
2	55.825	+1.785	8:28:18.896
3	55.161	+1.121	8:29:14.057
4	54.951	+0.911	8:30:09.008
5	54.518	+0.478	8:31:03.526
6	54.292	+0.252	8:31:57.818
7	54.040		8:32:51.858
8	54.447	+0.407	8:33:46.305
9	54.763	+0.723	8:34:41.068
10	55.013	+0.973	8:35:36.081
11	55.224	+1.184	8:36:31.305

Lap	Lap Tm	Diff	Time of Day
(86) Tim Mika Metz			
1	58.154	+4.034	8:27:20.020
2	55.231	+1.111	8:28:15.251
3	55.869	+1.749	8:29:11.120
4	55.396	+1.276	8:30:06.516



Rhein-Main Kart-Cup KCD 90 / NKC

Bambini und Rotax Micro Max und Mini Max

Vogelsbergring 1,038 Km

Freies Training

31.07.2011 08:25

Practice started at 8:25:41

Lap	Lap Tm	Diff	Time of Day
5	54.691	+0.571	8:31:01.207
6	54.633	+0.513	8:31:55.840
7	54.120		8:32:49.960
8	55.151	+1.031	8:33:45.111
9	54.345	+0.225	8:34:39.456
10	56.058	+1.938	8:35:35.514
11	54.748	+0.628	8:36:30.262

(82) Nico Frank			
Lap	Lap Tm	Diff	Time of Day
1	57.552	+3.214	8:27:22.252
2	55.030	+0.692	8:28:17.282
3	54.905	+0.567	8:29:12.187
4	54.811	+0.473	8:30:06.998
5	54.689	+0.351	8:31:01.687
6	54.597	+0.259	8:31:56.284
7	54.338		8:32:50.622
8	55.597	+1.259	8:33:46.219
9	54.706	+0.368	8:34:40.925
10	55.093	+0.755	8:35:36.018
11	55.214	+0.876	8:36:31.232

(36) Niklas Linder			
Lap	Lap Tm	Diff	Time of Day
1	1:01.532	+6.271	8:27:30.414
2	1:02.406	+7.145	8:28:32.820
3	55.866	+0.605	8:29:28.686
4	56.679	+1.418	8:30:25.365
5	56.135	+0.874	8:31:21.500
6	56.287	+1.026	8:32:17.787
7	55.471	+0.210	8:33:13.258
8	55.639	+0.378	8:34:08.897
9	55.736	+0.475	8:35:04.633
10	55.261		8:35:59.894

(42) Tim Beilicke			
Lap	Lap Tm	Diff	Time of Day
1	1:00.642	+5.202	8:28:57.003
2	57.877	+2.437	8:29:54.880
3	57.237	+1.797	8:30:52.117
4	57.374	+1.934	8:31:49.491
5	56.927	+1.487	8:32:46.418
6	55.977	+0.537	8:33:42.395
7	56.241	+0.801	8:34:38.636
8	56.784	+1.344	8:35:35.420
9	55.440		8:36:30.860

(22) Lennart Wolf			
Lap	Lap Tm	Diff	Time of Day
1	1:03.230	+7.789	8:27:35.296
2	59.358	+3.917	8:28:34.654
3	56.894	+1.453	8:29:31.548
4	56.707	+1.266	8:30:28.255
5	56.724	+1.283	8:31:24.979
6	56.398	+0.957	8:32:21.377
7	57.573	+2.132	8:33:18.950
8	55.825	+0.384	8:34:14.775
9	55.693	+0.252	8:35:10.468
10	55.441		8:36:05.909

(44) Philip Dalhoefer			
Lap	Lap Tm	Diff	Time of Day
1	1:00.876	+5.408	8:27:31.693
2	1:10.725	+15.257	8:28:42.418
3	56.638	+1.170	8:29:39.056
4	56.072	+0.604	8:30:35.128
5	56.672	+1.204	8:31:31.800
6	58.305	+2.837	8:32:30.105
7	55.468		8:33:25.573
8	55.530	+0.062	8:34:21.103
9	55.801	+0.333	8:35:16.904

Lap	Lap Tm	Diff	Time of Day
10	55.544	+0.076	8:36:12.448

(24) Robin Pelzl			
Lap	Lap Tm	Diff	Time of Day
1	1:01.969	+6.415	8:27:29.720
2	1:00.164	+4.610	8:28:29.884
3	57.357	+1.803	8:29:27.241
4	57.038	+1.484	8:30:24.279
5	56.430	+0.876	8:31:20.709
6	56.432	+0.878	8:32:17.141
7	55.789	+0.235	8:33:12.930
8	55.602	+0.048	8:34:08.532
9	55.554		8:35:04.086
10	55.578	+0.024	8:35:59.664

(3) Luka Wlörner			
Lap	Lap Tm	Diff	Time of Day
1	1:03.832	+7.914	8:27:38.337
2	1:01.616	+5.698	8:28:39.953
3	57.737	+1.819	8:29:37.690
4	56.999	+1.081	8:30:34.689
5	56.969	+1.051	8:31:31.658
6	56.669	+0.751	8:32:28.327
7	55.990	+0.072	8:33:24.317
8	56.061	+0.143	8:34:20.378
9	55.919	+0.001	8:35:16.297
10	55.918		8:36:12.215

(50) Laurents Hörr			
Lap	Lap Tm	Diff	Time of Day
1	1:02.645	+6.311	8:27:31.163
2	58.291	+1.957	8:28:29.454
3	56.828	+0.494	8:29:26.282
4	58.312	+1.978	8:30:24.594
5	56.334		8:31:20.928
6	3:07.776	+2:11.442	8:34:28.704
7	57.603	+1.269	8:35:26.307
8	57.865	+1.531	8:36:24.172

(9) Maximilian Krupper			
Lap	Lap Tm	Diff	Time of Day
1	1:06.757	+9.659	8:27:44.093
2	1:04.858	+7.760	8:28:48.951
3	1:00.168	+3.070	8:29:49.119
4	58.356	+1.258	8:30:47.475
5	58.601	+1.503	8:31:46.076
6	58.566	+1.468	8:32:44.642
7	57.503	+0.405	8:33:42.145
8	58.746	+1.648	8:34:40.891
9	57.654	+0.556	8:35:38.545
10	57.098		8:36:35.643

(84) Sven Rosenblüh			
Lap	Lap Tm	Diff	Time of Day
1	1:01.901	+4.642	8:27:29.191
2	1:00.220	+2.961	8:28:29.411
3	58.477	+1.218	8:29:27.888
4	58.302	+1.043	8:30:26.190
5	57.641	+0.382	8:31:23.831
6	57.259		8:32:21.090
7	57.840	+0.581	8:33:18.930
8	57.282	+0.023	8:34:16.212
9	57.587	+0.328	8:35:13.799
10	57.955	+0.696	8:36:11.754

(31) Fabio Citignola			
Lap	Lap Tm	Diff	Time of Day
1	59.475	+1.816	8:27:25.147
2	2:16.440	+1:18.781	8:29:41.587
3	58.957	+1.298	8:30:40.544
4	57.863	+0.204	8:31:38.407
5	58.061	+0.402	8:32:36.468

Lap	Lap Tm	Diff	Time of Day
6	57.761	+0.102	8:33:34.229
7	57.725	+0.066	8:34:31.954
8	57.659		8:35:29.613

(49) Gianni Szepan - Afele			
Lap	Lap Tm	Diff	Time of Day
1	1:02.453	+4.302	8:27:33.986
2	1:01.147	+2.996	8:28:35.133
3	58.637	+0.486	8:29:33.770
4	58.757	+0.606	8:30:32.527
5	58.971	+0.820	8:31:31.498
6	58.998	+0.847	8:32:30.496
7	58.471	+0.320	8:33:28.967
8	58.892	+0.741	8:34:27.859
9	58.151		8:35:26.010
10	58.481	+0.330	8:36:24.491

(51) Robin Müller			
Lap	Lap Tm	Diff	Time of Day
1	1:06.397		8:27:38.154
2	1:26.415	+20.018	8:29:04.569

Zeitnahmekommissar & Auswertung: Monika Riehmers www.camp-company.de

Orbits

Rennleiter: Reinhard Tropp

Rennsekretär: Petra Fuchsberger

Aushang:

Uhr Reg-Nr:

Unterschrift RL:

Unterschrift ZK:

www.mylaps.com

Licensed to: Camp Company GmbH



KCD 90



Rhein-Main Kart-Cup KCD 90 / NKC

Bambini und Rotax Micro Max und Mini Max

Vogelsbergring 1,038 Km

Zeittraining

31.07.2011 09:55

Qualifikation gestartet um 9:55:24

Pos.	St.Nr. *	Name	Nat-Wohnort	Fabrikat	Bewerber/Sponsor	Rnd.	Beste Zeit	Diff.	In Rd.	km/h
1	706	Fabian Hellwig		Rotax/M-Tec	Nintendo Team Scheider	12	50.042		10	74,673
2	711	Jonathan Judek		Rotax/M-TEC	JJ-Racing	11	50.323	0.281	8	74,256
3	714	Sven Wegner		Rotax/Haase	NKC-DMV	11	50.747	0.705	8	73,636
4	701	Max Zschuppe		Rotax/M-TEC	NKC-DMV	11	51.224	1.182	11	72,950
5	71	Marius Erasme		Rotax/CRG	www.rhein-neckar-express.de	12	51.489	1.447	8	72,575
6	81	Tom Kulik		Rotax/Zanardi		11	51.730	1.688	11	72,237
7	72	Gina Kraft		Rotax/Sodi	MSC Walldorf-Astoria	11	52.018	1.976	6	71,837
8	18	Robert Kindervater		Rotax/EA		12	52.226	2.184	5	71,551
9	85	Kevin Trampenau		Rotax/Wildkart	MSC Wittgenborn Racing Team	12	52.888	2.846	8	70,655
10	4	Roxanne Treuberg		Rotax/Energy	WST-Motorsport	11	52.932	2.890	10	70,596
11	83	Marcel Mayer		Rotax/M-Tec	Nintendo Team Scheider	12	53.057	3.015	5	70,430
12	23	Tobias Nath		Rotax/CRG	NKC-DMV	12	53.218	3.176	9	70,217
13	86	Tim Mika Metz		Rotax/CRG	KV Oppenrod	11	53.266	3.224	5	70,154
14	21	Szymon Urbaniak		Rotax/CRG	NKC-DMV	12	53.324	3.282	6	70,077
15	17	Louis Henkefeld		Rotax/	NKC-DMV	10	53.398	3.356	10	69,980
16	82	Nico Frank		Rotax/Maranello	Nees Racing	11	53.652	3.610	6	69,649
17	11	Tamino Bergmeier		Rotax/EA		11	53.702	3.660	5	69,584
18	98	Marc Monsen		Rotax/EA	NKC-DMV	10	54.018	3.976	8	69,177
19	31	Fabio Citignola		IAME/BIREL	Kartingteam-Baden	11	54.137	4.095	11	69,025
20	50	Laurents Hörr		IAME/LGK	DMV Team BB-Kartsport	11	54.472	4.430	9	68,600
21	44	Philip Dalhoefer		Rotax/	TOM-TECH Team DMV	11	54.514	4.472	10	68,548
22	22	Lennart Wolf		Rotax/Gillard		11	54.521	4.479	4	68,539
23	24	Robin Pelzl		Rotax/CRG	KV Oppenrod	11	54.525	4.483	7	68,534
24	42	Tim Beilicke		IAME/Lenzo	MSC Graben-Neudorf / BB-Kartsport	11	55.118	5.076	11	67,796
25	3	Luka Wlömer		Rotax/Tony	TOM-TECH Team DMV	11	55.271	5.229	5	67,609
26	84	Sven Rosenblüh		Rotax/Intrepid		11	56.124	6.082	10	66,581
27	9	Maximilian Krupper				11	56.690	6.648	7	65,916
28	49	Gianni Szepan - Afele		IAME/GK	DMV Team BB-Kartsport	10	57.540	7.498	4	64,943
29	51	Robin Müller		IAME/LGK		10	59.436	9.394	8	62,871
30	36	Niklas Linder		IAME/Birel	BB Motorsport	1	1:04.988	14.946	1	57,500

Bemerkungen

Ergebnis vorbehaltlich technischer Nachuntersuchung

Zeitnahmekommissar & Auswertung: Monika Riehmers www.camp-company.de

Orbits

Rennleiter: Reinhard Tropp

Rennsekretär: Petra Fuchsberger

Aushang:

Uhr Reg-Nr.:

www.mylaps.com

Unterschrift RL:

Unterschrift ZK:

Lizenziert für Camp Company GmbH

Gedruckt: 31.07.2011 10:17:56



Rhein-Main Kart-Cup KCD 90 / NKC

Bambini und Rotax Micro Max und Mini Max

Vogelsbergring 1,038 Km

Zeittraining

31.07.2011 09:55

Qualifikation gestartet um 9:55:24

Runde	Rundenzeit	Diff.	Tageszeit
(706) Fabian Hellwig			
1	53.352	+3.310	9:56:53.910
2	53.537	+3.495	9:57:47.447
3	50.540	+0.498	9:58:37.987
4	50.144	+0.102	9:59:28.131
5	50.110	+0.068	10:00:18.241
6	52.687	+2.645	10:01:10.928
7	51.725	+1.683	10:02:02.653
8	50.758	+0.716	10:02:53.411
9	50.298	+0.256	10:03:43.709
10	50.042		10:04:33.751
11	51.438	+1.396	10:05:25.189
12	50.582	+0.540	10:06:15.771

Runde	Rundenzeit	Diff.	Tageszeit
(711) Jonathan Judek			
1	55.244	+4.921	9:57:48.510
2	51.797	+1.474	9:58:40.307
3	51.075	+0.752	9:59:31.382
4	50.578	+0.255	10:00:21.960
5	51.856	+1.533	10:01:13.816
6	51.574	+1.251	10:02:05.390
7	50.967	+0.644	10:02:56.357
8	50.323		10:03:46.680
9	50.559	+0.236	10:04:37.239
10	50.614	+0.291	10:05:27.853
11	50.892	+0.569	10:06:18.745

Runde	Rundenzeit	Diff.	Tageszeit
(714) Sven Wegner			
1	53.709	+2.962	9:57:32.902
2	51.686	+0.939	9:58:26.588
3	55.265	+4.518	9:59:21.853
4	53.436	+2.689	10:00:15.289
5	52.960	+2.213	10:01:08.249
6	50.906	+0.159	10:01:59.155
7	51.313	+0.566	10:02:50.468
8	50.747		10:03:41.215
9	51.028	+0.281	10:04:32.243
10	51.241	+0.494	10:05:23.484
11	51.159	+0.412	10:06:14.643

Runde	Rundenzeit	Diff.	Tageszeit
(701) Max Zschuppe			
1	53.141	+1.917	9:57:32.854
2	52.494	+1.270	9:58:25.348
3	52.133	+0.909	9:59:17.481
4	52.381	+1.157	10:00:09.862
5	51.868	+0.644	10:01:01.730
6	51.862	+0.638	10:01:53.592
7	51.357	+0.133	10:02:44.949
8	51.746	+0.522	10:03:36.695
9	51.434	+0.210	10:04:28.129
10	53.685	+2.461	10:05:21.814
11	51.224		10:06:13.038

Runde	Rundenzeit	Diff.	Tageszeit
(71) Marius Erasme			
1	54.803	+3.314	9:56:53.910
2	54.943	+3.454	9:57:48.853
3	1:05.126	+13.637	9:58:53.979
4	52.122	+0.633	9:59:46.101
5	51.536	+0.047	10:00:37.637
6	51.904	+0.415	10:01:29.541
7	53.663	+2.174	10:02:23.204
8	51.489		10:03:14.693
9	52.347	+0.858	10:04:07.040
10	54.530	+3.041	10:05:01.570
11	52.065	+0.576	10:05:53.635

Runde	Rundenzeit	Diff.	Tageszeit
(81) Tom Kulik			
1	54.809	+3.079	9:57:32.685
2	52.523	+0.793	9:58:25.208
3	52.726	+0.996	9:59:17.934
4	52.441	+0.711	10:00:10.375
5	51.802	+0.072	10:01:02.177
6	51.960	+0.230	10:01:54.137
7	52.328	+0.598	10:02:46.465
8	52.130	+0.400	10:03:38.595
9	51.934	+0.204	10:04:30.529
10	52.859	+1.129	10:05:23.388
11	51.730		10:06:15.118

Runde	Rundenzeit	Diff.	Tageszeit
(72) Gina Kraft			
1	57.359	+5.341	9:57:09.335
2	56.047	+4.029	9:58:05.382
3	52.864	+0.846	9:58:58.246
4	52.436	+0.418	9:59:50.682
5	54.069	+2.051	10:00:44.751
6	52.018		10:01:36.769
7	54.332	+2.314	10:02:31.101
8	52.736	+0.718	10:03:23.837
9	52.650	+0.632	10:04:16.487
10	52.539	+0.521	10:05:09.026
11	52.521	+0.503	10:06:01.547

Runde	Rundenzeit	Diff.	Tageszeit
(18) Robert Kindervater			
1	54.774	+2.548	9:56:54.584
2	54.583	+2.357	9:57:49.167
3	53.375	+1.149	9:58:42.542
4	52.370	+0.144	9:59:34.912
5	52.226		10:00:27.138
6	53.608	+1.382	10:01:20.746
7	52.342	+0.116	10:02:13.088
8	52.367	+0.141	10:03:05.455
9	54.310	+2.084	10:03:59.765
10	55.493	+3.267	10:04:55.258
11	54.377	+2.151	10:05:49.635
12	53.668	+1.442	10:06:43.303

Runde	Rundenzeit	Diff.	Tageszeit
(85) Kevin Trampenau			
1	54.396	+1.508	9:56:57.506
2	53.510	+0.622	9:57:51.016
3	53.067	+0.179	9:58:44.083
4	53.091	+0.203	9:59:37.174
5	52.933	+0.045	10:00:30.107
6	54.456	+1.568	10:01:24.563
7	53.937	+1.049	10:02:18.500
8	52.888		10:03:11.388
9	53.706	+0.818	10:04:05.094
10	54.261	+1.373	10:04:59.355
11	54.012	+1.124	10:05:53.367
12	53.552	+0.664	10:06:46.919

Runde	Rundenzeit	Diff.	Tageszeit
(4) Roxanne Treuberg			
1	56.117	+3.185	9:57:40.377
2	53.898	+0.966	9:58:34.275
3	53.828	+0.896	9:59:28.103
4	53.320	+0.388	10:00:21.423
5	53.897	+0.965	10:01:15.320
6	53.316	+0.384	10:02:08.636
7	56.212	+3.280	10:03:04.848
8	54.627	+1.695	10:03:59.475
9	55.043	+2.111	10:04:54.518

Runde	Rundenzeit	Diff.	Tageszeit
(83) Marcel Mayer			
10	52.932		10:05:47.450
11	56.140	+3.208	10:06:43.590

Runde	Rundenzeit	Diff.	Tageszeit
(83) Marcel Mayer			
1	54.835	+1.778	9:56:54.992
2	55.259	+2.202	9:57:50.251
3	53.372	+0.315	9:58:43.623
4	53.291	+0.234	9:59:36.914
5	53.057		10:00:29.971
6	53.888	+0.831	10:01:23.859
7	53.251	+0.194	10:02:17.110
8	53.418	+0.361	10:03:10.528
9	54.393	+1.336	10:04:04.921
10	54.674	+1.617	10:04:59.595
11	53.880	+0.823	10:05:53.475
12	54.406	+1.349	10:06:47.881

Runde	Rundenzeit	Diff.	Tageszeit
(23) Tobias Nath			
1	54.122	+0.904	9:56:58.795
2	53.365	+0.147	9:57:52.160
3	53.552	+0.334	9:58:45.712
4	53.331	+0.113	9:59:39.043
5	53.618	+0.400	10:00:32.661
6	53.246	+0.028	10:01:25.907
7	54.443	+1.225	10:02:20.350
8	53.493	+0.275	10:03:13.843
9	53.218		10:04:07.061
10	54.818	+1.600	10:05:01.879
11	54.095	+0.877	10:05:55.974
12	54.549	+1.331	10:06:50.523

Runde	Rundenzeit	Diff.	Tageszeit
(86) Tim Mika Metz			
1	1:04.748	+11.482	9:57:16.770
2	55.419	+2.153	9:58:12.189
3	53.777	+0.511	9:59:05.966
4	56.085	+2.819	10:00:02.051
5	53.266		10:00:55.317
6	53.488	+0.222	10:01:48.805
7	53.782	+0.516	10:02:42.587
8	53.860	+0.594	10:03:36.447
9	54.919	+1.653	10:04:31.366
10	55.683	+2.417	10:05:27.049
11	54.555	+1.289	10:06:21.604

Runde	Rundenzeit	Diff.	Tageszeit
(21) Szymon Urbaniak			
1	54.870	+1.546	9:57:00.788
2	53.857	+0.533	9:57:54.645
3	53.449	+0.125	9:58:48.094
4	53.592	+0.268	9:59:41.686
5	53.904	+0.580	10:00:35.590
6	53.324		10:01:28.914
7	54.169	+0.845	10:02:23.083
8	53.607	+0.283	10:03:16.690
9	53.493	+0.169	10:04:10.183
10	53.398	+0.074	10:05:03.581
11	53.621	+0.297	10:05:57.202
12	53.803	+0.479	10:06:51.005

Runde	Rundenzeit	Diff.	Tageszeit
(17) Louis Henkefeld			
1	55.843	+2.445	9:57:48.391
2	54.830	+1.432	9:58:43.221
3	53.846	+0.448	9:59:37.067
4	53.554	+0.156	10:00:30.621
5	53.738	+0.340	10:01:24.359
6	1:02.403	+9.005	10:02:26.762
7	53.678	+0.280	10:03:20.440

Zeitnahmekommissar & Auswertung: Monika Riehmers www.camp-company.de

Orbits

Rennleiter: Reinhard Tropp

Rennsekretär: Petra Fuchsberger

Aushang:

Uhr Reg-Nr:

Unterschrift RL:

Unterschrift ZK:

www.mylaps.com

Lizenziert für Camp Company GmbH



Rhein-Main Kart-Cup KCD 90 / NKC

Bambini und Rotax Micro Max und Mini Max

Vogelsbergring 1,038 Km

Zeittraining

31.07.2011 09:55

Qualifikation gestartet um 9:55:24

Runde	Rundenzeit	Diff.	Tageszeit
8	56.195	+2.797	10:04:16.635
9	53.592	+0.194	10:05:10.227
10	53.398		10:06:03.625

(82) Nico Frank			
Runde	Rundenzeit	Diff.	Tageszeit
1	57.076	+3.424	9:57:03.885
2	56.240	+2.588	9:58:00.125
3	54.748	+1.096	9:58:54.873
4	53.827	+0.175	9:59:48.700
5	54.140	+0.488	10:00:42.840
6	53.652		10:01:36.492
7	54.539	+0.887	10:02:31.031
8	54.888	+1.236	10:03:25.919
9	54.096	+0.444	10:04:20.015
10	54.119	+0.467	10:05:14.134
11	54.046	+0.394	10:06:08.180

(11) Tamino Bergmeier			
Runde	Rundenzeit	Diff.	Tageszeit
1	55.696	+1.994	9:56:57.507
2	54.314	+0.612	9:57:51.821
3	54.614	+0.912	9:58:46.435
4	53.881	+0.179	9:59:40.316
5	53.702		10:00:34.018
6	54.180	+0.478	10:01:28.198
7	56.073	+2.371	10:02:24.271
8	54.165	+0.463	10:03:18.436
9	54.272	+0.570	10:04:12.708
10	54.409	+0.707	10:05:07.117
11	54.331	+0.629	10:06:01.448

(98) Marc Monsen			
Runde	Rundenzeit	Diff.	Tageszeit
1	57.967	+3.949	9:57:50.945
2	56.302	+2.284	9:58:47.247
3	54.308	+0.290	9:59:41.555
4	54.618	+0.600	10:00:36.173
5	55.126	+1.108	10:01:31.299
6	54.896	+0.878	10:02:26.195
7	54.042	+0.024	10:03:20.237
8	54.018		10:04:14.255
9	54.674	+0.656	10:05:08.929
10	54.393	+0.375	10:06:03.322

(31) Fabio Citignola			
Runde	Rundenzeit	Diff.	Tageszeit
1	56.239	+2.102	9:57:02.665
2	54.922	+0.785	9:57:57.587
3	54.670	+0.533	9:58:52.257
4	54.849	+0.712	9:59:47.106
5	54.380	+0.243	10:00:41.486
6	54.965	+0.828	10:01:36.451
7	54.683	+0.546	10:02:31.134
8	54.175	+0.038	10:03:25.309
9	54.721	+0.584	10:04:20.030
10	54.246	+0.109	10:05:14.276
11	54.137		10:06:08.413

(50) Laurents Hörr			
Runde	Rundenzeit	Diff.	Tageszeit
1	57.190	+2.718	9:57:09.781
2	59.039	+4.567	9:58:08.820
3	55.160	+0.688	9:59:03.980
4	55.172	+0.700	9:59:59.152
5	54.686	+0.214	10:00:53.838
6	54.914	+0.442	10:01:48.752
7	55.044	+0.572	10:02:43.796
8	55.150	+0.678	10:03:38.946
9	54.472		10:04:33.418
10	55.130	+0.658	10:05:28.548

Runde	Rundenzeit	Diff.	Tageszeit
11	55.390	+0.918	10:06:23.938

(44) Philip Dalhoefer			
Runde	Rundenzeit	Diff.	Tageszeit
1	1:01.922	+7.408	9:57:15.235
2	57.052	+2.538	9:58:12.287
3	55.815	+1.301	9:59:08.102
4	55.146	+0.632	10:00:03.248
5	57.378	+2.864	10:01:00.626
6	55.099	+0.585	10:01:55.725
7	54.875	+0.361	10:02:50.600
8	54.958	+0.444	10:03:45.558
9	55.380	+0.866	10:04:40.938
10	54.514		10:05:35.452
11	55.307	+0.793	10:06:30.759

(22) Lennart Wolf			
Runde	Rundenzeit	Diff.	Tageszeit
1	57.121	+2.600	9:57:03.618
2	56.981	+2.460	9:58:00.599
3	55.173	+0.652	9:58:55.772
4	54.521		9:59:50.293
5	55.969	+1.448	10:00:46.262
6	55.055	+0.534	10:01:41.317
7	55.159	+0.638	10:02:36.476
8	55.255	+0.734	10:03:31.731
9	55.088	+0.567	10:04:26.819
10	56.594	+2.073	10:05:23.413
11	55.723	+1.202	10:06:19.136

(24) Robin Pelzl			
Runde	Rundenzeit	Diff.	Tageszeit
1	1:09.867	+15.342	9:57:24.347
2	56.024	+1.499	9:58:20.371
3	58.792	+4.267	9:59:19.163
4	55.653	+1.128	10:00:14.816
5	55.472	+0.947	10:01:10.288
6	55.284	+0.759	10:02:05.572
7	54.525		10:03:00.097
8	1:04.339	+9.814	10:04:04.436
9	56.031	+1.506	10:05:00.467
10	55.413	+0.888	10:05:55.880
11	56.154	+1.629	10:06:52.034

(42) Tim Beilicke			
Runde	Rundenzeit	Diff.	Tageszeit
1	1:00.529	+5.411	9:57:19.212
2	1:00.757	+5.639	9:58:19.969
3	1:01.835	+6.717	9:59:21.804
4	55.918	+0.800	10:00:17.722
5	55.399	+0.281	10:01:13.121
6	55.319	+0.201	10:02:08.440
7	55.237	+0.119	10:03:03.677
8	55.754	+0.636	10:03:59.431
9	55.897	+0.779	10:04:55.328
10	57.230	+2.112	10:05:52.558
11	55.118		10:06:47.676

(3) Luka Wlömer			
Runde	Rundenzeit	Diff.	Tageszeit
1	58.309	+3.038	9:57:20.447
2	57.897	+2.626	9:58:18.344
3	59.164	+3.893	9:59:17.508
4	55.665	+0.394	10:00:13.173
5	55.271		10:01:08.444
6	55.727	+0.456	10:02:04.171
7	55.631	+0.360	10:02:59.802
8	55.790	+0.519	10:03:55.592
9	55.852	+0.581	10:04:51.444
10	55.904	+0.633	10:05:47.348
11	56.013	+0.742	10:06:43.361

(84) Sven Rosenblüh			
Runde	Rundenzeit	Diff.	Tageszeit
1	1:03.865	+7.741	9:57:18.048
2	1:00.076	+3.952	9:58:18.124
3	1:02.883	+6.759	9:59:21.007
4	57.361	+1.237	10:00:18.368
5	57.156	+1.032	10:01:15.524
6	57.475	+1.351	10:02:12.999
7	56.659	+0.535	10:03:09.658
8	56.769	+0.645	10:04:06.427
9	56.928	+0.804	10:05:03.355
10	56.124		10:05:59.479
11	57.074	+0.950	10:06:56.553

(9) Maximilian Krupper			
Runde	Rundenzeit	Diff.	Tageszeit
1	1:05.052	+8.362	9:57:16.786
2	59.451	+2.761	9:58:16.237
3	58.676	+1.986	9:59:14.913
4	58.131	+1.441	10:00:13.044
5	58.256	+1.566	10:01:11.300
6	56.990	+0.300	10:02:08.290
7	56.690		10:03:04.980
8	57.788	+1.098	10:04:02.768
9	58.952	+2.262	10:05:01.720
10	57.052	+0.362	10:05:58.772
11	57.594	+0.904	10:06:56.366

(49) Gianni Szezan - Afele			
Runde	Rundenzeit	Diff.	Tageszeit
1	1:00.963	+3.423	9:57:08.649
2	58.277	+0.737	9:58:06.926
3	58.338	+0.798	9:59:05.264
4	57.540		10:00:02.804
5	59.158	+1.618	10:01:01.962
6	58.242	+0.702	10:02:00.204
7	58.338	+0.798	10:02:58.542
8	58.124	+0.584	10:03:56.666
9	58.526	+0.986	10:04:55.192
10	58.167	+0.627	10:05:53.359

(51) Robin Müller			
Runde	Rundenzeit	Diff.	Tageszeit
1	1:03.336	+3.900	9:57:17.589
2	1:00.293	+0.857	9:58:17.882
3	1:07.205	+7.769	9:59:25.087
4	59.568	+0.132	10:00:24.655
5	59.651	+0.215	10:01:24.306
6	1:02.483	+3.047	10:02:26.789
7	1:00.492	+1.056	10:03:27.281
8	59.436		10:04:26.717
9	1:00.222	+0.786	10:05:26.939
10	1:00.277	+0.841	10:06:27.216

(36) Niklas Linder			
Runde	Rundenzeit	Diff.	Tageszeit
1	1:04.988		9:57:18.406

Zeitnahmekommissar & Auswertung: Monika Riehmers www.camp-company.de Orbits

Rennleiter: Reinhard Tropp Rennsekretär: Petra Fuchsberger

Aushang: Uhr Reg-Nr:

Unterschrift RL: Unterschrift ZK:

Gedruckt: 31.07.2011 10:08:07 www.mylaps.com
Lizenziert für Camp Company GmbH

Rhein-Main Kart-Cup KCD 90 / NKC

Bambini und Rotax Micro Max und Mini Max

Vogelsbergring 1,038 Km

Startaufstellung Rennen 1

31.07.2011 11:35


Rennen (12 Runden)

49
28
84
26
42
24
22
22
50
20
98
18
82
16
21
14
23
12
4
10
18
8
81
6
701
4
711
2

9
27
3
25
24
23
44
21
31
19
11
17
17
15
86
13
83
11
85
9
72
7
71
5
714
3
706
1

14
13
12
11
10
9
8
7
6
5
4
3
2
1

POLE POSITION 1



Rhein-Main Kart-Cup KCD 90 / NKC

Bambini und Rotax Micro Max und Mini Max

Vogelsbergring 1,038 Km

Startaufstellung Rennen 1


31.07.2011 11:35

Rennen (12 Runden)

36
30

51
29

15



Zeitnahmekommissar & Auswertung: Monika Riehmers www.camp-company.de

Orbits

Rennleiter: Reinhard Tropp

Rennsekretär: Petra Fuchsberger

Aushang:

Uhr Reg-Nr.:

Unterschrift RL:

Unterschrift ZK:



www.mylaps.com

Lizenziert für Camp Company GmbH



KCD 90



Rhein-Main Kart-Cup KCD 90 / NKC

Bambini und Rotax Micro Max und Mini Max

Vogelsbergring 1,038 Km

Rennen 1 1.Lauf

31.07.2011 11:35

Rennen (12 Runden) gestartet um 11:43:05

Pos.	St.Nr.	*	Name	Fabrikat	Bewerber/Sponsor	Rnd.	Gesamtzeit	Diff.	Beste Zeit	In Rd.	km/h
1	706	R	Fabian Hellwig	Rotax/M-Tec	Nintendo Team Scheider	12	10:05.138		49.887	8	74,905
2	711	R/N	Jonathan Judek	Rotax/M-TEC	JJ-Racing	12	10:06.268	1.130	50.053	12	74,657
3	714	N	Sven Wegner	Rotax/Haase	NKC-DMV	12	10:10.100	4.962	50.047	10	74,666
4	701	N	Max Zschuppe	Rotax/M-TEC	NKC-DMV	12	10:10.549	5.411	50.117	10	74,562
5	71	R	Marius Erasme	Rotax/CRG	www.rhein-neckar-express.de	12	10:17.853	12.715	51.012	3	73,253
6	72	R	Gina Kraft	Rotax/Sodi	MSC Walldorf-Astoria	12	10:29.759	24.621	52.051	8	71,791
7	18	G	Robert Kindervater	Rotax/EA		12	10:30.288	25.150	51.888	8	72,017
8	81	R	Tom Kulik	Rotax/Zanardi		12	10:37.091	31.953	51.862	4	72,053
9	23	N	Tobias Nath	Rotax/CRG	NKC-DMV	12	10:41.774	36.636	52.891	6	70,651
10	21	N	Szymon Urbaniak	Rotax/CRG	NKC-DMV	12	10:41.931	36.793	52.917	6	70,616
11	83	R	Marcel Mayer	Rotax/M-Tec	Nintendo Team Scheider	12	10:43.971	38.833	52.998	6	70,508
12	4	R	Roxanne Treuberg	Rotax/Energy	WST-Motorsport	12	10:44.843	39.705	52.426	11	71,278
13	82	R	Nico Frank	Rotax/Maranello	Nees Racing	12	10:48.821	43.683	53.164	5	70,288
14	17	N	Louis Henkefeld	Rotax/	NKC-DMV	12	10:48.900	43.762	53.200	11	70,241
15	98	N	Marc Monsen	Rotax/EA	NKC-DMV	12	10:49.610	44.472	53.380	10	70,004
16	86	R	Tim Mika Metz	Rotax/CRG	KV Oppenrod	12	10:49.735	44.597	53.452	3	69,909
17	11	G	Tamino Bergmeier	Rotax/EA		12	10:52.013	46.875	53.683	6	69,609
18	31	R	Fabio Citignola	IAME/BIREL	Kartingteam-Baden	12	10:52.676	47.538	53.757	4	69,513
19	50	R	Laurents Hörr	IAME/LGK	DMV Team BB-Kartsport	11	10:05.025	1 Runde	54.257	3	68,872
20	44	N	Philip Dalhoefer	Rotax/	TOM-TECH Team DMV	11	10:05.465	1 Runde	54.169	4	68,984
21	22	N	Lennart Wolf	Rotax/Gillard		11	10:05.916	1 Runde	54.127	3	69,038
22	24	G	Robin Pelzl	Rotax/CRG	KV Oppenrod	11	10:14.566	1 Runde	54.891	9	68,077
23	42	R	Tim Beilicke	IAME/Lenzo	MSC Graben-Neudorf / BB-Kartsport	11	10:14.996	1 Runde	54.800	9	68,190
24	36	R	Niklas Linder	IAME/Birel	BB Motorsport	11	10:18.421	1 Runde	54.907	7	68,057
25	3	G	Luka Wlömer	Rotax/Tony	TOM-TECH Team DMV	11	10:27.531	1 Runde	55.790	4	66,980
26	9	G	Maximilian Krupper			11	10:42.641	1 Runde	56.982	9	65,579
27	49	R	Gianni Szepan - Afele	IAME/GK	DMV Team BB-Kartsport	11	10:48.769	1 Runde	57.802	6	64,648
28	85	R	Kevin Trampenau	Rotax/Wildkart	MSC Wittgenborn Racing Team	10	8:56.722	2 Runden	52.964	7	70,554
29	51	G	Robin Müller	IAME/LGK		6	6:17.056	6 Runden	59.693	2	62,600
30	84	R	Sven Rosenblüh	Rotax/Intrepid			2.796	12 Runden		0	-

Bemerkungen

Ergebnis vorbehaltlich technischer Nachuntersuchung
Gestartet: 30 Gewertet: 30 nicht Gewertet: 0

Vorsprung	Ø km/h	Beste Rundenzeit	km/h	Beste Runde von
1.130	74,101	49.887	74,905	706 - Fabian Hellwig

Zeitnahmekommissar & Auswertung: Monika Riehmers www.camp-company.de

Orbits

Rennleiter: Reinhard Tropp Rennsekretär: Petra Fuchsberger

Aushang: Uhr Reg-Nr:

www.mylaps.com

Unterschrift RL: Unterschrift ZK:

Lizenziert für Camp Company GmbH

Gedruckt: 31.07.2011 12:23:59

Rhein-Main Kart-Cup KCD 90 / NKC

Bambini und Rotax Micro Max und Mini Max

Vogelsbergring 1,038 Km

Rennen 1 1.Lauf

31.07.2011 11:35

Rennen (12 Runden) gestartet um 11:43:05

Runde	Rundenzeit	Diff.	Tageszeit
(50) Laurents Hörr			
1	57.644	+3.387	11:44:04.407
2	54.392	+0.135	11:44:58.799
3	54.257		11:45:53.056
4	54.327	+0.070	11:46:47.383
5	54.412	+0.155	11:47:41.795
6	54.343	+0.086	11:48:36.138
7	54.276	+0.019	11:49:30.414
8	55.164	+0.907	11:50:25.578
9	54.706	+0.449	11:51:20.284
10	54.944	+0.687	11:52:15.228
11	54.894	+0.637	11:53:10.122

Runde	Rundenzeit	Diff.	Tageszeit
-------	------------	-------	-----------

Runde	Rundenzeit	Diff.	Tageszeit
-------	------------	-------	-----------





KCD 90



Rhein-Main Kart-Cup KCD 90 / NKC

Bambini und Rotax Micro Max und Mini Max

Vogelsbergring 1,038 Km

Rennen 1 1.Lauf

31.07.2011 11:35

Rennen (12 Runden) gestartet um 11:43:05

Pos.	St.Nr.	Name	Nat-Wohnort	Fabrikat	Bewerber/Sponsor	Rnd.	Gesamtzeit	Diff.	Beste Zeit	In Rnd.	km/h
Bambini											
1	31	Fabio Citignola		IAME/BIREL	Kartingteam-Baden	12	10:52.676		53.757	4	69,513
2	50	Laurents Hörr		IAME/LGK	DMV Team BB-Kartsport	11	10:05.025	1 Runde	54.257	3	68,872
3	42	Tim Beilicke		IAME/Lenzo	MSC Graben-Neudorf / BB-Kartsport	11	10:14.996	1 Runde	54.800	9	68,190
4	36	Niklas Linder		IAME/Birel	BB Motorsport	11	10:18.421	1 Runde	54.907	7	68,057
5	49	Gianni Szezan - Afele		IAME/GK	DMV Team BB-Kartsport	11	10:48.769	1 Runde	57.802	6	64,648
6	51	Robin Müller		IAME/LGK		6	6:17.056	6 Runden	59.693	2	62,600
ROTAX Micro											
1	18	Robert Kindervater		Rotax/EA		12	10:30.288		51.888	8	72,017
2	81	Tom Kulik		Rotax/Zanardi		12	10:37.091	6.803	51.862	4	72,053
3	23	Tobias Nath		Rotax/CRG	NKC-DMV	12	10:41.774	11.486	52.891	6	70,651
4	21	Szymon Urbaniak		Rotax/CRG	NKC-DMV	12	10:41.931	11.643	52.917	6	70,616
5	83	Marcel Mayer		Rotax/M-Tec	Nintendo Team Scheider	12	10:43.971	13.683	52.998	6	70,508
6	82	Nico Frank		Rotax/Maranello	Nees Racing	12	10:48.821	18.533	53.164	5	70,288
7	17	Louis Henkefeld		Rotax/	NKC-DMV	12	10:48.900	18.612	53.200	11	70,241
8	98	Marc Monsen		Rotax/EA	NKC-DMV	12	10:49.610	19.322	53.380	10	70,004
9	86	Tim Mika Metz		Rotax/CRG	KV Oppenrod	12	10:49.735	19.447	53.452	3	69,909
10	11	Tamino Bergmeier		Rotax/EA		12	10:52.013	21.725	53.683	6	69,609
11	44	Philip Dalhoefer		Rotax/	TOM-TECH Team DMV	11	10:05.465	1 Runde	54.169	4	68,984
12	22	Lennart Wolf		Rotax/Gillard		11	10:05.916	1 Runde	54.127	3	69,038
13	24	Robin Pelzl		Rotax/CRG	KV Oppenrod	11	10:14.566	1 Runde	54.891	9	68,077
14	3	Luka Wlömer		Rotax/Tony	TOM-TECH Team DMV	11	10:27.531	1 Runde	55.790	4	66,980
15	9	Maximilian Krupper				11	10:42.641	1 Runde	56.982	9	65,579
16	85	Kevin Trampenau		Rotax/Wildkart	MSC Wittgenborn Racing Team	10	8:56.722	2 Runden	52.964	7	70,554
17	84	Sven Rosenblüh		Rotax/Intrepid			2.796	12 Runden		0	-
ROTAX Mini											
1	706	Fabian Hellwig		Rotax/M-Tec	Nintendo Team Scheider	12	10:05.138		49.887	8	74,905
2	711	Jonathan Judek		Rotax/M-TEC	JJ-Racing	12	10:06.268	1.130	50.053	12	74,657
3	714	Sven Wegner		Rotax/Haase	NKC-DMV	12	10:10.100	4.962	50.047	10	74,666
4	701	Max Zschuppe		Rotax/M-TEC	NKC-DMV	12	10:10.549	5.411	50.117	10	74,562
5	71	Marius Erasme		Rotax/CRG	www.rhein-neckar-express.de	12	10:17.853	12.715	51.012	3	73,253
6	72	Gina Kraft		Rotax/Sodi	MSC Walldorf-Astoria	12	10:29.759	24.621	52.051	8	71,791
7	4	Roxanne Treuberg		Rotax/Energy	WST-Motorsport	12	10:44.843	39.705	52.426	11	71,278

Bemerkungen

Ergebnis vorbehaltlich technischer Nachuntersuchung

Gestartet: 30 Gewertet: 30 nicht Gewertet: 0

Vorsprung	Ø km/h	Beste Rundenzeit	km/h	Beste Runde von
1.130	74,101	49.887	74,905	706 - Fabian Hellwig

Zeitnahmekommissar & Auswertung: Monika Riehmers www.camp-company.de

Orbits

Rennleiter: Reinhard Tropp

Rennsekretär: Petra Fuchsberger

Aushang:

Uhr Reg-Nr.:

www.mylaps.com

Unterschrift RL:

Unterschrift ZK:

Lizensiert für Camp Company GmbH

Rhein-Main Kart-Cup KCD 90 / NKC

Bambini und Rotax Micro Max und Mini Max

Vogelsbergring 1,038 Km

Startaufstellung Rennen 7

31.07.2011 14:45


Rennen (12 Runden)

85
28
9
26
36
24
24
22
44
20
31
18
86
16
17
14
4
12
21
10
81
8
72
6
701
4
711
2

49
27
3
25
42
23
22
21
50
19
11
17
98
15
82
13
83
11
23
9
18
7
71
5
714
3
706
1

14
13
12
11
10
9
8
7
6
5
4
3
2
1

POLE POSITION 1





Rhein-Main Kart-Cup KCD 90 / NKC

Bambini und Rotax Micro Max und Mini Max

Vogelsbergring 1,038 Km

Startaufstellung Rennen 7

31.07.2011 14:45

Rennen (12 Runden)

84
30

51
29

15



Zeitnahmekommissar & Auswertung: Monika Riehmers www.camp-company.de

Orbits

Rennleiter: Reinhard Tropp

Rennsekretär: Petra Fuchsberger

Aushang:

Uhr Reg-Nr.:

Unterschrift RL:

Unterschrift ZK:

www.mylaps.com

Lizenziert für Camp Company GmbH



KCD 90



Rhein-Main Kart-Cup KCD 90 / NKC

Bambini und Rotax Micro Max und Mini Max

Vogelsbergring 1,038 Km

Rennen 7 2.Lauf

-NEU-

31.07.2011 14:45

Rennen (12 Runden) gestartet um 14:54:05

Pos.	St.Nr.	*	Name	Fabrikat	Bewerber/Sponsor	Rnd.	Gesamtzeit	Diff.	Beste Zeit	In Rd.	km/h
1	706	R	Fabian Hellwig	Rotax/M-Tec	Nintendo Team Scheider	12	10:05.903		50.071	8	74,630
2	714	N	Sven Wegner	Rotax/Haase	NKC-DMV	12	10:09.358	3.455	50.405	6	74,136
3	711	R/N	Jonathan Judek	Rotax/M-TEC	JJ-Racing	12	10:10.988	5.085	50.211	10	74,422
4	701	N	Max Zschuppe	Rotax/M-TEC	NKC-DMV	12	10:15.506	9.603	50.451	7	74,068
5	71	R	Marius Erasme	Rotax/CRG	www.rhein-neckar-express.de	12	10:15.852	9.949	50.677	7	73,738
6	72	R	Gina Kraft	Rotax/Sodi	MSC Walldorf-Astoria	12	10:22.319	16.416	51.097	12	73,131
7	81	R	Tom Kulik	Rotax/Zanardi		12	10:28.808	22.905	51.705	7	72,272
8	23	N	Tobias Nath	Rotax/CRG	NKC-DMV	12	10:41.524	35.621	53.082	12	70,397
9	4	R	Roxanne Treuberg	Rotax/Energy	WST-Motorsport	12	10:43.673	37.770	52.387	12	71,331
10	83	R	Marcel Mayer	Rotax/M-Tec	Nintendo Team Scheider	12	10:46.197	40.294	53.192	10	70,251
11	17	N	Louis Henkefeld	Rotax/	NKC-DMV	12	10:46.903	41.000	53.272	10	70,146
12	18	G	Robert Kindervater	Rotax/EA		12	10:47.277	41.374	52.317	9	71,426
13	82	R	Nico Frank	Rotax/Maranello	Nees Racing	12	10:47.916	42.013	53.193	3	70,250
14	86	R	Tim Mika Metz	Rotax/CRG	KV Oppenrod	12	10:48.172	42.269	53.340	10	70,056
15	11	G	Tamino Bergmeier	Rotax/EA		12	10:52.634	46.731	53.800	8	69,457
16	31	R	Fabio Citignola	IAME/BIREL	Kartingteam-Baden	12	10:52.714	46.811	53.787	8	69,474
17	98	N	Marc Monsen	Rotax/EA	NKC-DMV	12	10:52.950	47.047	53.576	7	69,748
18	21	N	Szymon Urbaniak	Rotax/CRG	NKC-DMV	12	10:55.993	50.090	53.460	10	69,899
19	44	N	Philip Dalhoefer	Rotax/	TOM-TECH Team DMV	11	10:10.804	1 Runde	54.803	4	68,186
20	22	N	Lennart Wolf	Rotax/Gillard		11	10:10.860	1 Runde	54.318	4	68,795
21	50	R	Laurents Hörr	IAME/LGK	DMV Team BB-Kartsport	11	10:12.459	1 Runde	54.860	9	68,115
22	3	G	Luka Wlömer	Rotax/Tony	TOM-TECH Team DMV	11	10:18.866	1 Runde	54.907	5	68,057
23	24	G	Robin Pelzl	Rotax/CRG	KV Oppenrod	11	10:19.251	1 Runde	54.607	6	68,431
24	42	R	Tim Beilicke	IAME/Lenzo	MSC Graben-Neudorf / BB-Kartsport	11	10:19.889	1 Runde	55.048	5	67,883
25	36	R	Niklas Linder	IAME/Birel	BB Motorsport	11	10:24.246	1 Runde	54.948	5	68,006
26	9	G	Maximilian Krupper			11	10:30.054	1 Runde	56.450	7	66,197
27	84	R	Sven Rosenblüh	Rotax/Intrepid		11	10:39.024	1 Runde	56.538	6	66,094
28	49	R	Gianni Szepan - Afele	IAME/GK	DMV Team BB-Kartsport	11	10:49.685	1 Runde	58.176	6	64,233
29	85	R	Kevin Trampenau	Rotax/Wildkart	MSC Wittgenborn Racing Team	2	1:55.436	10 Runden	54.615	2	68,421
30	51	G	Robin Müller	IAME/LGK			19.264	12 Runden		0	-

Bemerkungen

Ergebnis vorbehaltlich technischer Nachuntersuchung
 Gestartet: 30 Gewertet: 30 nicht Gewertet: 0
 Start-Nr.21 +20sec Zeitstrafe (Rennleiterentscheidung)

Vorsprung	Ø km/h	Beste Rundenzeit	km/h	Beste Runde von
3.455	74,008	50.071	74,630	706 - Fabian Hellwig

Zeitnahmekommissar & Auswertung: Monika Riehmers www.camp-company.de Orbits

Rennleiter: Reinhard Tropp Rennsekretär: Petra Fuchsberger

Aushang: Uhr Reg-Nr.: KC 23/11

Unterschrift RL: Unterschrift ZK:

www.mylaps.com

Lizenziert für Camp Company GmbH



Rhein-Main Kart-Cup KCD 90 / NKC

Bambini und Rotax Micro Max und Mini Max

Vogelsbergring 1,038 Km

Rennen 7 2.Lauf

31.07.2011 14:45

Rennen (12 Runden) gestartet um 14:54:05

Pos.	St.Nr.	*	Name	Fabrikat	Bewerber/Sponsor	Rnd.	Gesamtzeit	Diff.	Beste Zeit	In Rd.	km/h
Bambini											
1	31	R	Fabio Citignola	IAME/BIREL	Kartingteam-Baden	12	10:52.714		53.787	8	69,474
2	50	R	Laurents Hörr	IAME/LGK	DMV Team BB-Kartsport	11	10:12.459	1 Runde	54.860	9	68,115
3	42	R	Tim Beilicke	IAME/Lenzo	MSC Graben-Neudorf / BB-Kartsport	11	10:19.889	1 Runde	55.048	5	67,883
4	36	R	Niklas Linder	IAME/Birel	BB Motorsport	11	10:24.246	1 Runde	54.948	5	68,006
5	49	R	Gianni Szepan - Afele	IAME/GK	DMV Team BB-Kartsport	11	10:49.685	1 Runde	58.176	6	64,233
6	51	G	Robin Müller	IAME/LGK			19.264	12 Runden		0	-
ROTAX Micro											
1	81	R	Tom Kulik	Rotax/Zanardi		12	10:28.808		51.705	7	72,272
2	23	N	Tobias Nath	Rotax/CRG	NKC-DMV	12	10:41.524	12.716	53.082	12	70,397
3	83	R	Marcel Mayer	Rotax/M-Tec	Nintendo Team Scheider	12	10:46.197	17.389	53.192	10	70,251
4	17	N	Louis Henkefeld	Rotax/	NKC-DMV	12	10:46.903	18.095	53.272	10	70,146
5	18	G	Robert Kindervater	Rotax/EA		12	10:47.277	18.469	52.317	9	71,426
6	82	R	Nico Frank	Rotax/Maranello	Nees Racing	12	10:47.916	19.108	53.193	3	70,250
7	86	R	Tim Mika Metz	Rotax/CRG	KV Oppenrod	12	10:48.172	19.364	53.340	10	70,056
8	11	G	Tamino Bergmeier	Rotax/EA		12	10:52.634	23.826	53.800	8	69,457
9	98	N	Marc Monsen	Rotax/EA	NKC-DMV	12	10:52.950	24.142	53.576	7	69,748
10	21	N	Szymon Urbaniak	Rotax/CRG	NKC-DMV	12	10:55.993	27.185	53.460	10	69,899
11	44	N	Philip Dalhoefer	Rotax/	TOM-TECH Team DMV	11	10:10.804	1 Runde	54.803	4	68,186
12	22	N	Lennart Wolf	Rotax/Gillard		11	10:10.860	1 Runde	54.318	4	68,795
13	3	G	Luka Wlömer	Rotax/Tony	TOM-TECH Team DMV	11	10:18.866	1 Runde	54.907	5	68,057
14	24	G	Robin Pelzl	Rotax/CRG	KV Oppenrod	11	10:19.251	1 Runde	54.607	6	68,431
15	9	G	Maximilian Krupper			11	10:30.054	1 Runde	56.450	7	66,197
16	84	R	Sven Rosenblüh	Rotax/Intrepid		11	10:39.024	1 Runde	56.538	6	66,094
17	85	R	Kevin Trampenau	Rotax/Wildkart	MSC Wittgenborn Racing Team	2	1:55.436	10 Runden	54.615	2	68,421
ROTAX Mini											
1	706	R	Fabian Hellwig	Rotax/M-Tec	Nintendo Team Scheider	12	10:05.903		50.071	8	74,630
2	714	N	Sven Wegner	Rotax/Haase	NKC-DMV	12	10:09.358	3.455	50.405	6	74,136
3	711	R/N	Jonathan Judek	Rotax/M-TEC	JJ-Racing	12	10:10.988	5.085	50.211	10	74,422
4	701	N	Max Zschuppe	Rotax/M-TEC	NKC-DMV	12	10:15.506	9.603	50.451	7	74,068
5	71	R	Marius Erasme	Rotax/CRG	www.rhein-neckar-express.de	12	10:15.852	9.949	50.677	7	73,738
6	72	R	Gina Kraft	Rotax/Sodi	MSC Walldorf-Astoria	12	10:22.319	16.416	51.097	12	73,131
7	4	R	Roxanne Treuberg	Rotax/Energy	WST-Motorsport	12	10:43.673	37.770	52.387	12	71,331

Bemerkungen

Ergebnis vorbehaltlich technischer Nachuntersuchung
 Gestartet: 30 Gewertet: 30 nicht Gewertet: 0
 Start-Nr.21 +20sec Zeitstrafe (Rennleiterentscheidung)

Vorsprung	Ø km/h	Beste Rundenzeit	km/h	Beste Runde von
3.455	74,008	50.071	74,630	706 - Fabian Hellwig

Zeitnahmekommissar & Auswertung: Monika Riehmers www.camp-company.de Orbits

Rennleiter: Reinhard Tropp Rennsekretär: Petra Fuchsberger

Aushang: Uhr Reg-Nr.: KC 23/11

www.mylaps.com

Unterschrift RL: Unterschrift ZK:

Lizenziert für Camp Company GmbH

Rhein-Main Kart-Cup KCD 90 / NKC

Bambini und Rotax Micro Max und Mini Max

Vogelsbergring 1,038 Km

Rennen 7 2.Lauf

31.07.2011 14:45

Rennen (12 Runden) gestartet um 14:54:05

Runde	Rundenzeit	Diff.	Tageszeit
(706) Fabian Hellwig			
1	51.347	+1.276	14:54:56.588
2	50.369	+0.298	14:55:46.957
3	50.500	+0.429	14:56:37.457
4	50.171	+0.100	14:57:27.628
5	50.321	+0.250	14:58:17.949
6	50.258	+0.187	14:59:08.207
7	50.148	+0.077	14:59:58.355
8	50.071		15:00:48.426
9	50.432	+0.361	15:01:38.858
10	50.761	+0.690	15:02:29.619
11	51.183	+1.112	15:03:20.802
12	50.342	+0.271	15:04:11.144

Runde	Rundenzeit	Diff.	Tageszeit
(714) Sven Wegner			
1	51.996	+1.591	14:54:57.341
2	50.960	+0.555	14:55:48.301
3	50.959	+0.554	14:56:39.260
4	50.776	+0.371	14:57:30.036
5	50.457	+0.052	14:58:20.493
6	50.405		14:59:10.898
7	50.713	+0.308	15:00:01.611
8	50.480	+0.075	15:00:52.091
9	50.430	+0.025	15:01:42.521
10	50.421	+0.016	15:02:32.942
11	50.788	+0.383	15:03:23.730
12	50.869	+0.464	15:04:14.599

Runde	Rundenzeit	Diff.	Tageszeit
(711) Jonathan Judek			
1	53.091	+2.880	14:54:58.332
2	50.854	+0.643	14:55:49.186
3	50.476	+0.265	14:56:39.662
4	50.496	+0.285	14:57:30.158
5	50.720	+0.509	14:58:20.878
6	50.560	+0.349	14:59:11.438
7	50.673	+0.462	15:00:02.111
8	51.437	+1.226	15:00:53.548
9	50.591	+0.380	15:01:44.139
10	50.211		15:02:34.350
11	51.406	+1.195	15:03:25.756
12	50.473	+0.262	15:04:16.229

Runde	Rundenzeit	Diff.	Tageszeit
(701) Max Zschuppe			
1	53.406	+2.955	14:54:58.756
2	51.010	+0.559	14:55:49.766
3	50.687	+0.236	14:56:40.453
4	50.916	+0.465	14:57:31.369
5	50.759	+0.308	14:58:22.128
6	50.709	+0.258	14:59:12.837
7	50.451		15:00:03.288
8	52.823	+2.372	15:00:56.111
9	50.619	+0.168	15:01:46.730
10	51.382	+0.931	15:02:38.112
11	50.728	+0.277	15:03:28.840
12	51.907	+1.456	15:04:20.747

Runde	Rundenzeit	Diff.	Tageszeit
(71) Marius Erasme			
1	53.525	+2.848	14:54:59.013
2	51.226	+0.549	14:55:50.239
3	50.916	+0.239	14:56:41.155
4	51.013	+0.336	14:57:32.168
5	50.834	+0.157	14:58:23.002
6	50.834	+0.157	14:59:13.836
7	50.677		15:00:04.513
8	51.747	+1.070	15:00:56.260

Runde	Rundenzeit	Diff.	Tageszeit
9	50.749	+0.072	15:01:47.009
10	51.466	+0.789	15:02:38.475
11	50.757	+0.080	15:03:29.232
12	51.861	+1.184	15:04:21.093

Runde	Rundenzeit	Diff.	Tageszeit
(72) Gina Kraft			
1	54.841	+3.744	14:55:00.450
2	51.974	+0.877	14:55:52.424
3	51.585	+0.488	14:56:44.009
4	51.873	+0.776	14:57:35.882
5	51.423	+0.326	14:58:27.305
6	51.435	+0.338	14:59:18.740
7	51.432	+0.335	15:00:10.172
8	51.126	+0.029	15:01:01.298
9	51.999	+0.902	15:01:53.297
10	51.200	+0.103	15:02:44.497
11	51.966	+0.869	15:03:36.463
12	51.097		15:04:27.560

Runde	Rundenzeit	Diff.	Tageszeit
(81) Tom Kulik			
1	54.968	+3.263	14:55:00.881
2	52.957	+1.252	14:55:53.838
3	52.049	+0.344	14:56:45.887
4	52.027	+0.322	14:57:37.914
5	51.791	+0.086	14:58:29.705
6	51.970	+0.265	14:59:21.675
7	51.705		15:00:13.380
8	52.014	+0.309	15:01:05.394
9	52.102	+0.397	15:01:57.496
10	52.239	+0.534	15:02:49.735
11	51.976	+0.271	15:03:41.711
12	52.338	+0.633	15:04:34.049

Runde	Rundenzeit	Diff.	Tageszeit
(23) Tobias Nath			
1	54.685	+1.603	14:55:00.452
2	53.334	+0.252	14:55:53.786
3	53.127	+0.045	14:56:46.913
4	53.100	+0.018	14:57:40.013
5	53.166	+0.084	14:58:33.179
6	53.297	+0.215	14:59:26.476
7	53.252	+0.170	15:00:19.728
8	53.268	+0.186	15:01:12.996
9	53.573	+0.491	15:02:06.569
10	53.313	+0.231	15:02:59.882
11	53.801	+0.719	15:03:53.683
12	53.082		15:04:46.765

Runde	Rundenzeit	Diff.	Tageszeit
(4) Roxanne Treuberg			
1	55.932	+3.545	14:55:02.076
2	53.521	+1.134	14:55:55.597
3	53.540	+1.153	14:56:49.137
4	53.481	+1.094	14:57:42.618
5	53.812	+1.425	14:58:36.430
6	53.485	+1.098	14:59:29.915
7	53.644	+1.257	15:00:23.559
8	53.187	+0.800	15:01:16.746
9	53.641	+1.254	15:02:10.387
10	52.630	+0.243	15:03:03.017
11	53.510	+1.123	15:03:56.527
12	52.387		15:04:48.914

Runde	Rundenzeit	Diff.	Tageszeit
(83) Marcel Mayer			
1	55.887	+2.695	14:55:01.741
2	53.327	+0.135	14:55:55.068
3	53.719	+0.527	14:56:48.787
4	53.463	+0.271	14:57:42.250

Runde	Rundenzeit	Diff.	Tageszeit
5	53.807	+0.615	14:58:36.057
6	53.551	+0.359	14:59:29.608
7	53.651	+0.459	15:00:23.259
8	54.055	+0.863	15:01:17.314
9	53.700	+0.508	15:02:11.014
10	53.192		15:03:04.206
11	53.595	+0.403	15:03:57.801
12	53.637	+0.445	15:04:51.438

Runde	Rundenzeit	Diff.	Tageszeit
(17) Louis Henkefeld			
1	55.775	+2.503	14:55:01.947
2	53.535	+0.263	14:55:55.482
3	53.567	+0.295	14:56:49.049
4	53.561	+0.289	14:57:42.610
5	53.681	+0.409	14:58:36.291
6	53.531	+0.259	14:59:29.822
7	53.757	+0.485	15:00:23.579
8	53.986	+0.714	15:01:17.565
9	53.837	+0.565	15:02:11.402
10	53.272		15:03:04.674
11	53.400	+0.128	15:03:58.074
12	54.070	+0.798	15:04:52.144

Runde	Rundenzeit	Diff.	Tageszeit
(18) Robert Kindervater			
1	55.091	+2.774	14:55:00.820
2	53.452	+1.135	14:55:54.272
3	1:00.989	+8.672	14:56:55.261
4	52.974	+0.657	14:57:48.235
5	52.659	+0.342	14:58:40.894
6	53.097	+0.780	14:59:33.991
7	53.571	+1.254	15:00:27.562
8	52.569	+0.252	15:01:20.131
9	52.317		15:02:12.448
10	52.677	+0.360	15:03:05.125
11	53.747	+1.430	15:03:58.872
12	53.646	+1.329	15:04:52.518

Runde	Rundenzeit	Diff.	Tageszeit
(82) Nico Frank			
1	56.352	+3.159	14:55:02.662
2	54.005	+0.812	14:55:56.667
3	53.193		14:56:49.860
4	53.624	+0.431	14:57:43.484
5	53.796	+0.603	14:58:37.280
6	53.775	+0.582	14:59:31.055
7	53.387	+0.194	15:00:24.442
8	53.368	+0.175	15:01:17.810
9	53.690	+0.497	15:02:11.500
10	53.257	+0.064	15:03:04.757
11	53.947	+0.754	15:03:58.704
12	54.453	+1.260	15:04:53.157

Runde	Rundenzeit	Diff.	Tageszeit
(86) Tim Mika Metz			
1	56.540	+3.200	14:55:02.947
2	53.788	+0.448	14:55:56.735
3	53.369	+0.029	14:56:50.104
4	53.491	+0.151	14:57:43.595
5	53.819	+0.479	14:58:37.414
6	53.771	+0.431	14:59:31.185
7	53.497	+0.157	15:00:24.682
8	53.468	+0.128	15:01:18.150
9	53.553	+0.213	15:02:11.703
10	53.340		15:03:05.043
11	53.932	+0.592	15:03:58.975
12	54.438	+1.098	15:04:53.413

Runde	Rundenzeit	Diff.	Tageszeit
(11) Tamino Bergmeier			



Rhein-Main Kart-Cup KCD 90 / NKC

Bambini und Rotax Micro Max und Mini Max

Vogelsbergring 1,038 Km

Rennen 7 2.Lauf

31.07.2011 14:45

Rennen (12 Runden) gestartet um 14:54:05

Runde	Rundenzeit	Diff.	Tageszeit
1	57.004	+3.204	14:55:03.636
2	53.976	+0.176	14:55:57.612
3	54.037	+0.237	14:56:51.649
4	54.052	+0.252	14:57:45.701
5	54.098	+0.298	14:58:39.799
6	54.067	+0.267	14:59:33.866
7	54.078	+0.278	15:00:27.944
8	53.800		15:01:21.744
9	54.017	+0.217	15:02:15.761
10	54.140	+0.340	15:03:09.901
11	53.987	+0.187	15:04:03.888
12	53.987	+0.187	15:04:57.875

(31) Fabio Citignola

1	57.101	+3.314	14:55:03.659
2	54.388	+0.601	14:55:58.047
3	53.939	+0.152	14:56:51.986
4	53.886	+0.099	14:57:45.872
5	53.929	+0.142	14:58:39.801
6	54.422	+0.635	14:59:34.223
7	53.802	+0.015	15:00:28.205
8	53.787		15:01:21.812
9	54.033	+0.246	15:02:15.845
10	54.167	+0.380	15:03:10.012
11	53.968	+0.181	15:04:03.980
12	53.975	+0.188	15:04:57.955

(98) Marc Monsen

1	57.374	+3.798	14:55:03.899
2	54.671	+1.095	14:55:58.570
3	53.956	+0.380	14:56:52.526
4	53.770	+0.194	14:57:46.296
5	53.869	+0.293	14:58:40.165
6	54.672	+1.096	14:59:34.837
7	53.576		15:00:28.413
8	53.684	+0.108	15:01:22.097
9	53.954	+0.378	15:02:16.051
10	54.107	+0.531	15:03:10.158
11	54.271	+0.695	15:04:04.429
12	53.762	+0.186	15:04:58.191

(21) Szymon Urbaniak

1	55.401	+1.941	14:55:01.414
2	53.504	+0.044	14:55:54.918
3	53.484	+0.024	14:56:48.402
4	53.706	+0.246	14:57:42.108
5	53.629	+0.169	14:58:35.737
6	53.658	+0.198	14:59:29.395
7	53.707	+0.247	15:00:23.102
8	53.489	+0.029	15:01:16.591
9	53.919	+0.459	15:02:10.510
10	53.460		15:03:03.970
11	53.693	+0.233	15:03:57.663
12	53.571	+0.111	15:04:51.234

(44) Philip Dalhoefer

1	58.294	+3.491	14:55:05.136
2	55.092	+0.289	14:56:00.228
3	55.246	+0.443	14:56:55.474
4	54.803		14:57:50.277
5	54.883	+0.080	14:58:45.160
6	55.317	+0.514	14:59:40.477
7	55.250	+0.447	15:00:35.727
8	54.842	+0.039	15:01:30.569
9	55.362	+0.559	15:02:25.931
10	54.971	+0.168	15:03:20.902

Runde	Rundenzeit	Diff.	Tageszeit
11	55.143	+0.340	15:04:16.045

(22) Lennart Wolf

1	58.543	+4.225	14:55:05.652
2	56.123	+1.805	14:56:01.775
3	54.737	+0.419	14:56:56.512
4	54.318		14:57:50.830
5	54.823	+0.505	14:58:45.653
6	55.016	+0.698	14:59:40.669
7	55.581	+1.263	15:00:36.250
8	54.408	+0.090	15:01:30.658
9	54.993	+0.675	15:02:25.651
10	56.095	+1.777	15:03:21.746
11	54.355	+0.037	15:04:16.101

(50) Laurents Hörr

1	57.930	+3.070	14:55:04.876
2	55.419	+0.559	14:56:00.295
3	55.275	+0.415	14:56:55.570
4	54.944	+0.084	14:57:50.514
5	54.992	+0.132	14:58:45.506
6	55.028	+0.168	14:59:40.534
7	55.399	+0.539	15:00:35.933
8	55.218	+0.358	15:01:31.151
9	54.860		15:02:26.011
10	55.710	+0.850	15:03:21.721
11	55.979	+1.119	15:04:17.700

(3) Luka Wlömer

1	59.030	+4.123	14:55:06.633
2	55.606	+0.699	14:56:02.239
3	56.103	+1.196	14:56:58.342
4	55.157	+0.250	14:57:53.499
5	54.907		14:58:48.406
6	55.184	+0.277	14:59:43.590
7	55.393	+0.486	15:00:38.983
8	56.128	+1.221	15:01:35.111
9	56.181	+1.274	15:02:31.292
10	55.951	+1.044	15:03:27.243
11	56.864	+1.957	15:04:24.107

(24) Robin Pelzl

1	58.041	+3.434	14:55:05.188
2	55.324	+0.717	14:56:00.512
3	58.539	+3.932	14:56:59.051
4	54.658	+0.051	14:57:53.709
5	55.637	+1.030	14:58:49.346
6	54.607		14:59:43.953
7	55.442	+0.835	15:00:39.395
8	55.366	+0.759	15:01:34.761
9	56.181	+1.574	15:02:30.942
10	56.671	+2.064	15:03:27.613
11	56.879	+2.272	15:04:24.492

(42) Tim Beilicke

1	58.133	+3.085	14:55:05.377
2	56.539	+1.491	14:56:01.916
3	56.046	+0.998	14:56:57.962
4	55.137	+0.089	14:57:53.099
5	55.048		14:58:48.147
6	55.540	+0.492	14:59:43.687
7	55.541	+0.493	15:00:39.228
8	55.388	+0.340	15:01:34.616
9	56.161	+1.113	15:02:30.777
10	57.531	+2.483	15:03:28.308
11	56.822	+1.774	15:04:25.130

Runde	Rundenzeit	Diff.	Tageszeit
(36) Niklas Linder			
1	58.391	+3.443	14:55:05.873
2	1:00.861	+5.913	14:56:06.734
3	55.415	+0.467	14:57:02.149
4	55.867	+0.919	14:57:58.016
5	54.948		14:58:52.964
6	55.331	+0.383	14:59:48.295
7	55.157	+0.209	15:00:43.452
8	56.480	+1.532	15:01:39.932
9	56.355	+1.407	15:02:36.287
10	56.814	+1.866	15:03:33.101
11	56.386	+1.438	15:04:29.487

(9) Maximilian Krupper

1	1:00.097	+3.647	14:55:07.893
2	56.666	+0.216	14:56:04.559
3	56.870	+0.420	14:57:01.429
4	57.244	+0.794	14:57:58.673
5	56.595	+0.145	14:58:55.268
6	56.545	+0.095	14:59:51.813
7	56.450		15:00:48.263
8	57.223	+0.773	15:01:45.486
9	56.571	+0.121	15:02:42.057
10	56.638	+0.188	15:03:38.695
11	56.600	+0.150	15:04:35.295

(84) Sven Rosenblüh

1	1:00.675	+4.137	14:55:08.848
2	59.119	+2.581	14:56:07.967
3	59.612	+3.074	14:57:07.579
4	57.223	+0.685	14:58:04.802
5	57.155	+0.617	14:59:01.957
6	56.538		14:59:58.495
7	57.989	+1.451	15:00:56.484
8	56.666	+0.128	15:01:53.150
9	56.854	+0.316	15:02:50.004
10	56.962	+0.424	15:03:46.966
11	57.299	+0.761	15:04:44.265

(49) Gianni Szezan - Afele

1	1:00.605	+2.429	14:55:08.571
2	59.048	+0.872	14:56:07.619
3	59.681	+1.505	14:57:07.300
4	58.226	+0.050	14:58:05.526
5	58.583	+0.407	14:59:04.109
6	58.176		15:00:02.285
7	58.555	+0.379	15:01:00.840
8	58.795	+0.619	15:01:59.635
9	58.479	+0.303	15:02:58.114
10	58.422	+0.246	15:03:56.536
11	58.390	+0.214	15:04:54.926

(85) Kevin Trampenau

1	58.165	+3.550	14:55:06.062
2	54.615		14:56:00.677

Zeitnahmekommissar & Auswertung: Monika Riehmers www.camp-company.de

Orbits

Rennleiter: Reinhard Tropp

Rennsekretär: Petra Fuchsberger

Aushang:

Uhr Reg-Nr.: KC 23/11

Unterschrift RL:

Unterschrift ZK:

www.mylaps.com

Lizensiert für Camp Company GmbH

Gedruckt: 31.07.2011 15:08:10

Seite 2/2