

# Rhein-Main Kart-Cup KCD 90 / NKC

KF3 / VT250-Junioren / Rotax Junior Gastfahrer

Vogelsbergring 1,038 Km

Freies Training

**-NEU-**

31.07.2011 08:55

Training gestartet um 8:55:30

Pos.	St.Nr. *	Name	Nat-Wohnort	Fabrikat	Bewerber/Sponsor	Rnd.	Beste Zeit	Diff.	In Rd.	km/h
1	50	Eric Luz		TM/Birel		9	46.314		6	80,684
2	13	Cosimo Citignola		TM/LGK		10	46.922	0.608	5	79,639
3	14	Niklas Gränz		TM/Tony	WST-Motorsport	11	47.086	0.772	8	79,361
4	12	Aljoscha Prothmann				7	47.187	0.873	6	79,191
5	48	Tobias Weber		TM/Zanardi	TB Motorsport	11	47.277	0.963	4	79,041
6	49	Kim Lauxmann		IAME/Zanardi	TB Motorsport	11	47.527	1.213	8	78,625
7	32	Philipp Belgraver		Maxter/LGK	DMV Team PB-Motorsport	11	47.685	1.371	6	78,364
8	522	Ricardo Adler		Rotax/Haase	TOM-TECH Team DMV	11	47.828	1.514	9	78,130
9	505	Luka Kamali		Rotax/CRG	KV Oppenrod	10	48.052	1.738	6	77,766
10	72	Noah Brandt		Rotax/Energy		12	48.053	1.739	9	77,764
11	34	Alexander von der Heide		Rotax/EA	BW	11	48.076	1.762	11	77,727
12	601	Tobias Fischer		Rotax/Sodi	MSC Wittgenborn	11	48.239	1.925	11	77,464
13	6	Jorn v. Wendt-Papenhausen		Rotax/MS		8	48.297	1.983	8	77,371
14	619	Andre Hagner		Rotax/M-Tec	Nindendo Team Scheider	11	48.299	1.985	9	77,368
15	613	Glen Daniel		Rotax/M-Tec	ADAC Berlin Brandenburg	11	48.599	2.285	11	76,890
16	620	Max Grün		Rotax/CRG		11	48.670	2.356	7	76,778
17	610	Kevin Landwehr		Rotax/EA		7	48.725	2.411	3	76,692
18	629	Raffael Reder		Rotax/Tony	JLC Racing Team	11	48.754	2.440	6	76,646
19	611	Laurenz Brück		Rotax/CRG	KV Oppenrod	11	48.893	2.579	10	76,428
20	41	Benjamin Hartwig		Vortex/Tony		5	49.165	2.851	3	76,005
21	34	Colin de Graauw		Swissauto/Swisscor	KSL Racing Team - JUNIOR	10	49.802	3.488	9	75,033
22	71	Oliver Kluge		Rotax/Storm	Kremer Motorsport	6	49.849	3.535	6	74,962
23	33	Cathelijne Evers		Swissauto/Swisscor	KSL Racing Team - JUNIOR	10	51.632	5.318	5	72,374





# Rhein-Main Kart-Cup KCD 90 / NKC

KF3 / VT250-Junioren / Rotax Junior Gastfahrer

Vogelsbergring 1,038 Km

Freies Training

31.07.2011 08:55

Training gestartet um 8:55:30

Runde	Rundenzeit	Diff.	Tageszeit
<b>(50) Eric Luz</b>			
1	49.889	+3.575	8:57:20.463
2	47.554	+1.240	8:58:08.017
3	46.997	+0.683	8:58:55.014
4	48.101	+1.787	8:59:43.115
5	46.472	+0.158	9:00:29.587
6	<b>46.314</b>		9:01:15.901
7	46.893	+0.579	9:02:02.794
8	47.682	+1.368	9:02:50.476
9	46.434	+0.120	9:03:36.910

Runde	Rundenzeit	Diff.	Tageszeit
<b>(13) Cosimo Citignola</b>			
1	49.919	+2.997	8:57:07.279
2	47.908	+0.986	8:57:55.187
3	47.353	+0.431	8:58:42.540
4	47.810	+0.888	8:59:30.350
5	<b>46.922</b>		9:00:17.272
6	47.038	+0.116	9:01:04.310
7	47.296	+0.374	9:01:51.606
8	47.100	+0.178	9:02:38.706
9	1:49.053	+1:02.131	9:04:27.759
10	52.569	+5.647	9:05:20.328

Runde	Rundenzeit	Diff.	Tageszeit
<b>(14) Niklas Gränz</b>			
1	50.861	+3.775	8:57:21.157
2	47.735	+0.649	8:58:08.892
3	48.618	+1.532	8:58:57.510
4	47.401	+0.315	8:59:44.911
5	48.267	+1.181	9:00:33.178
6	47.663	+0.577	9:01:20.841
7	47.235	+0.149	9:02:08.076
8	<b>47.086</b>		9:02:55.162
9	47.100	+0.014	9:03:42.262
10	47.218	+0.132	9:04:29.480
11	49.967	+2.881	9:05:19.447

Runde	Rundenzeit	Diff.	Tageszeit
<b>(48) Tobias Weber</b>			
1	53.944	+6.667	8:57:34.585
2	49.350	+2.073	8:58:23.935
3	47.573	+0.296	8:59:11.508
4	<b>47.277</b>		8:59:58.785
5	51.672	+4.395	9:00:50.457
6	47.905	+0.628	9:01:38.362
7	47.412	+0.135	9:02:25.774
8	48.127	+0.850	9:03:13.901
9	48.295	+1.018	9:04:02.196
10	48.591	+1.314	9:04:50.787
11	47.479	+0.202	9:05:38.266

Runde	Rundenzeit	Diff.	Tageszeit
<b>(49) Kim Lauxmann</b>			
1	52.709	+5.182	8:57:14.323
2	50.480	+2.953	8:58:04.803
3	49.094	+1.567	8:58:53.897
4	50.418	+2.891	8:59:44.315
5	48.259	+0.732	9:00:32.574
6	48.191	+0.664	9:01:20.765
7	47.929	+0.402	9:02:08.694
8	<b>47.527</b>		9:02:56.221
9	48.116	+0.589	9:03:44.337
10	47.612	+0.085	9:04:31.949
11	47.896	+0.369	9:05:19.845

Runde	Rundenzeit	Diff.	Tageszeit
<b>(32) Philipp Belgraver</b>			
1	52.377	+4.692	8:57:25.576
2	49.245	+1.560	8:58:14.821

Runde	Rundenzeit	Diff.	Tageszeit
3	48.187	+0.502	8:59:03.008
4	48.208	+0.523	8:59:51.216
5	47.947	+0.262	9:00:39.163
6	<b>47.685</b>		9:01:26.848
7	47.908	+0.223	9:02:14.756
8	47.846	+0.161	9:03:02.602
9	47.878	+0.193	9:03:50.480
10	48.120	+0.435	9:04:38.600
11	56.721	+9.036	9:05:35.321

Runde	Rundenzeit	Diff.	Tageszeit
<b>(522) Ricardo Adler</b>			
1	49.619	+1.791	8:57:45.796
2	48.437	+0.609	8:58:34.233
3	48.239	+0.411	8:59:22.472
4	48.483	+0.655	9:00:10.955
5	47.836	+0.008	9:00:58.791
6	48.152	+0.324	9:01:46.943
7	48.237	+0.409	9:02:35.180
8	47.875	+0.047	9:03:23.055
9	<b>47.828</b>		9:04:10.883
10	48.456	+0.628	9:04:59.339
11	49.303	+1.475	9:05:48.642

Runde	Rundenzeit	Diff.	Tageszeit
<b>(505) Luka Kamali</b>			
1	50.258	+2.206	8:57:50.337
2	48.851	+0.799	8:58:39.188
3	48.443	+0.391	8:59:27.631
4	48.262	+0.210	9:00:15.893
5	48.234	+0.182	9:01:04.127
6	<b>48.052</b>		9:01:52.179
7	48.108	+0.056	9:02:40.287
8	48.085	+0.033	9:03:28.372
9	48.194	+0.142	9:04:16.566
10	48.201	+0.149	9:05:04.767

Runde	Rundenzeit	Diff.	Tageszeit
<b>(72) Noah Brandt</b>			
1	51.043	+2.990	8:57:08.631
2	49.552	+1.499	8:57:58.183
3	49.052	+0.999	8:58:47.235
4	48.615	+0.562	8:59:35.850
5	48.164	+0.111	9:00:24.014
6	48.565	+0.512	9:01:12.579
7	49.775	+1.722	9:02:02.354
8	48.630	+0.577	9:02:50.984
9	<b>48.053</b>		9:03:39.037
10	48.288	+0.235	9:04:27.325
11	48.229	+0.176	9:05:15.554
12	48.241	+0.188	9:06:03.795

Runde	Rundenzeit	Diff.	Tageszeit
<b>(34) Alexander von der Heide</b>			
1	51.375	+3.299	8:57:18.240
2	49.796	+1.720	8:58:08.036
3	49.909	+1.833	8:58:57.945
4	48.639	+0.563	8:59:46.584
5	49.907	+1.831	9:00:36.491
6	48.293	+0.217	9:01:24.784
7	48.299	+0.223	9:02:13.083
8	48.772	+0.696	9:03:01.855
9	48.288	+0.212	9:03:50.143
10	48.190	+0.114	9:04:38.333
11	<b>48.076</b>		9:05:26.409

Runde	Rundenzeit	Diff.	Tageszeit
<b>(601) Tobias Fischer</b>			
1	51.555	+3.316	8:57:27.564
2	48.959	+0.720	8:58:16.523
3	48.385	+0.146	8:59:04.908

Runde	Rundenzeit	Diff.	Tageszeit
4	51.619	+3.380	8:59:56.527
5	48.258	+0.019	9:00:44.785
6	48.521	+0.282	9:01:33.306
7	48.301	+0.062	9:02:21.607
8	49.241	+1.002	9:03:10.848
9	48.913	+0.674	9:03:59.761
10	48.613	+0.374	9:04:48.374
11	<b>48.239</b>		9:05:36.613

Runde	Rundenzeit	Diff.	Tageszeit
<b>(6) Jorn v. Wendt-Papenhausen</b>			
1	50.083	+1.786	8:57:36.568
2	48.818	+0.521	8:58:25.386
3	48.523	+0.226	8:59:13.909
4	48.443	+0.146	9:00:02.352
5	48.368	+0.071	9:00:50.720
6	49.146	+0.849	9:01:39.866
7	48.347	+0.050	9:02:28.213
8	<b>48.297</b>		9:03:16.510

Runde	Rundenzeit	Diff.	Tageszeit
<b>(619) Andre Hagner</b>			
1	51.018	+2.719	8:57:21.644
2	49.060	+0.761	8:58:10.704
3	49.040	+0.741	8:58:59.744
4	48.678	+0.379	8:59:48.422
5	48.413	+0.114	9:00:36.835
6	49.327	+1.028	9:01:26.162
7	48.540	+0.241	9:02:14.702
8	48.522	+0.223	9:03:03.224
9	<b>48.299</b>		9:03:51.523
10	48.343	+0.044	9:04:39.866
11	48.544	+0.245	9:05:28.410

Runde	Rundenzeit	Diff.	Tageszeit
<b>(613) Glen Daniel</b>			
1	50.491	+1.892	8:57:26.337
2	49.187	+0.588	8:58:15.524
3	49.237	+0.638	8:59:04.761
4	49.856	+1.257	8:59:54.617
5	49.077	+0.478	9:00:43.694
6	48.899	+0.300	9:01:32.593
7	48.876	+0.277	9:02:21.469
8	49.131	+0.532	9:03:10.600
9	50.332	+1.733	9:04:00.932
10	48.604	+0.005	9:04:49.536
11	<b>48.599</b>		9:05:38.135

Runde	Rundenzeit	Diff.	Tageszeit
<b>(620) Max Grün</b>			
1	50.374	+1.704	8:57:37.038
2	49.660	+0.990	8:58:26.698
3	48.940	+0.270	8:59:15.638
4	48.891	+0.221	9:00:04.529
5	48.837	+0.167	9:00:53.366
6	48.867	+0.197	9:01:42.233
7	<b>48.670</b>		9:02:30.903
8	49.054	+0.384	9:03:19.957
9	48.755	+0.085	9:04:08.712
10	48.850	+0.180	9:04:57.562
11	49.110	+0.440	9:05:46.672

Runde	Rundenzeit	Diff.	Tageszeit
<b>(610) Kevin Landwehr</b>			
1	51.648	+2.923	8:57:41.647
2	49.624	+0.899	8:58:31.271
3	<b>48.725</b>		8:59:19.996
4	48.806	+0.081	9:00:08.802
5	49.140	+0.415	9:00:57.942
6	48.875	+0.150	9:01:46.817
7	49.285	+0.560	9:02:36.102

Zeitnahmekommissar & Auswertung: Monika Riehmers www.camp-company.de

Orbits

Rennleiter: Reinhard Tropp

Rennsekretär: Petra Fuchsberger

Aushang:

Uhr Reg-Nr.:

Unterschrift RL:

Unterschrift ZK:

www.mylaps.com

Lizenziert für Camp Company GmbH





# KCD 90



## Rhein-Main Kart-Cup KCD 90 / NKC

KF3 / VT250-Junioren / Rotax Junior Gastfahrer

Vogelsbergring 1,038 Km

Zeittraining

31.07.2011 10:35

Qualifikation gestartet um 10:37:18

Pos.	St.Nr. *	Name	Nat-Wohnort	Fabrikat	Bewerber/Sponsor	Rnd.	Beste Zeit	Diff.	In Rd.	km/h
1	13	Cosimo Citignola		TM/LGK		12	46.151		7	80,969
2	50	Eric Luz		TM/Birel		13	46.224	0.073	7	80,841
3	48	Tobias Weber		TM/Zanardi	TB Motorsport	13	46.515	0.364	13	80,335
4	32	Philipp Belgraver		Maxter/LGK	DMV Team PB-Motorsport	14	46.950	0.799	10	79,591
5	12	Aljoscha Prothmann				13	47.080	0.929	11	79,371
6	14	Niklas Gränz		TM/Tony	WST-Motorsport	9	47.270	1.119	8	79,052
7	522	Ricardo Adler		Rotax/Haase	TOM-TECH Team DMV	13	47.322	1.171	5	78,965
8	41	Benjamin Hartwig		Vortex/Tony		14	47.402	1.251	10	78,832
9	72	Noah Brandt		Rotax/Energy		14	47.532	1.381	8	78,617
10	631	Stiehr Andreas		Rotax/Intrepid	DMV Team Straube Motorsport	14	47.578	1.427	7	78,541
11	505	Luka Kamali		Rotax/CRG	KV Oppenrod	13	47.579	1.428	9	78,539
12	619	Andre Hagner		Rotax/M-Tec	Nindendo Team Scheider	14	47.729	1.578	12	78,292
13	613	Glen Daniel		Rotax/M-Tec	ADAC Berlin Brandenburg	14	47.738	1.587	10	78,277
14	601	Tobias Fischer		Rotax/Sodi	MSC Wittgenborn	14	47.785	1.634	10	78,200
15	6	Jorn v. Wendt-Papenhausen		Rotax/MS		13	47.801	1.650	13	78,174
16	34	Alexander von der Heide		Rotax/EA	BW	13	48.135	1.984	8	77,632
17	620	Max Grün		Rotax/CRG		13	48.206	2.055	7	77,517
18	629	Raffael Reder		Rotax/Tony	JLC Racing Team	14	48.236	2.085	5	77,469
19	610	Kevin Landwehr		Rotax/EA		11	48.386	2.235	4	77,229
20	611	Laurenz Brück		Rotax/CRG	KV Oppenrod	13	48.775	2.624	10	76,613
21	134	Colin de Graauw		Swissauto/Swisscor	KSL Racing Team - JUNIOR	13	48.840	2.689	9	76,511
22	71	Oliver Kluge		Rotax/Storm	Kremer Motorsport	13	49.074	2.923	8	76,146
23	33	Cathelijne Evers		Swissauto/Swisscor	KSL Racing Team - JUNIOR	13	51.398	5.247	8	72,703
24	49	Kim Lauxmann		IAME/Zanardi	TB Motorsport	1	57.700	11.549	1	64,763

### Bemerkungen

Ergebnis vorbehaltlich technischer Nachuntersuchung

Zeitnahmekommissar & Auswertung: Monika Riehmers [www.camp-company.de](http://www.camp-company.de)

Orbits

Rennleiter: Reinhard Tropp

Rennsekretär: Petra Fuchsberger

Aushang:

Uhr Reg-Nr.:

Unterschrift RL:

Unterschrift ZK:

[www.mylaps.com](http://www.mylaps.com)

Lizenziert für Camp Company GmbH



# Rhein-Main Kart-Cup KCD 90 / NKC

KF3 / VT250-Junioren / Rotax Junior Gastfahrer

Vogelsbergring 1,038 Km

Zeittraining

31.07.2011 10:35

Qualifikation gestartet um 10:37:18

Runde	Rundenzeit	Diff.	Tageszeit
<b>(13) Cosimo Citignola</b>			
1	53.030	+6.879	10:38:38.095
2	49.743	+3.592	10:39:27.838
3	47.676	+1.525	10:40:15.514
4	47.506	+1.355	10:41:03.020
5	46.979	+0.828	10:41:49.999
6	46.990	+0.839	10:42:36.989
7	<b>46.151</b>		10:43:23.140
8	48.139	+1.988	10:44:11.279
9	49.230	+3.079	10:45:00.509
10	47.670	+1.519	10:45:48.179
11	48.200	+2.049	10:46:36.379
12	49.289	+3.138	10:47:25.668

Runde	Rundenzeit	Diff.	Tageszeit
<b>(50) Eric Luz</b>			
1	50.971	+4.747	10:38:34.548
2	50.763	+4.539	10:39:25.311
3	48.830	+2.606	10:40:14.141
4	47.778	+1.554	10:41:01.919
5	47.195	+0.971	10:41:49.114
6	46.447	+0.223	10:42:35.561
7	<b>46.224</b>		10:43:21.785
8	49.828	+3.604	10:44:11.613
9	47.503	+1.279	10:44:59.116
10	47.032	+0.808	10:45:46.148
11	46.309	+0.085	10:46:32.457
12	46.734	+0.510	10:47:19.191
13	46.408	+0.184	10:48:05.599

Runde	Rundenzeit	Diff.	Tageszeit
<b>(48) Tobias Weber</b>			
1	57.746	+11.231	10:39:29.682
2	51.113	+4.598	10:40:20.795
3	48.920	+2.405	10:41:09.715
4	48.573	+2.058	10:41:58.288
5	47.922	+1.407	10:42:46.210
6	47.496	+0.981	10:43:33.706
7	49.887	+3.372	10:44:23.593
8	47.854	+1.339	10:45:11.447
9	47.174	+0.659	10:45:58.621
10	46.992	+0.477	10:46:45.613
11	49.285	+2.770	10:47:34.898
12	46.695	+0.180	10:48:21.593
13	<b>46.515</b>		10:49:08.108

Runde	Rundenzeit	Diff.	Tageszeit
<b>(32) Philipp Belgraver</b>			
1	58.047	+11.097	10:38:44.327
2	50.639	+3.689	10:39:34.966
3	49.339	+2.389	10:40:24.305
4	53.996	+7.046	10:41:18.301
5	48.858	+1.908	10:42:07.159
6	47.945	+0.995	10:42:55.104
7	48.134	+1.184	10:43:43.238
8	47.578	+0.628	10:44:30.816
9	47.244	+0.294	10:45:18.060
10	<b>46.950</b>		10:46:05.010
11	47.475	+0.525	10:46:52.485
12	48.419	+1.469	10:47:40.904
13	48.026	+1.076	10:48:28.930
14	47.168	+0.218	10:49:16.098

Runde	Rundenzeit	Diff.	Tageszeit
<b>(12) Aljoscha Prothmann</b>			
1	54.718	+7.638	10:39:23.536
2	49.853	+2.773	10:40:13.389
3	49.354	+2.274	10:41:02.743
4	53.482	+6.402	10:41:56.225

Runde	Rundenzeit	Diff.	Tageszeit
5	48.825	+1.745	10:42:45.050
6	48.379	+1.299	10:43:33.429
7	48.220	+1.140	10:44:21.649
8	55.584	+8.504	10:45:17.233
9	49.756	+2.676	10:46:06.989
10	47.714	+0.634	10:46:54.703
11	<b>47.080</b>		10:47:41.783
12	47.766	+0.686	10:48:29.549
13	47.586	+0.506	10:49:17.135

Runde	Rundenzeit	Diff.	Tageszeit
<b>(14) Niklas Gränz</b>			
1	55.043	+7.773	10:38:49.646
2	50.374	+3.104	10:39:40.020
3	49.122	+1.852	10:40:29.142
4	48.430	+1.160	10:41:17.572
5	47.554	+0.284	10:42:05.126
6	47.327	+0.057	10:42:52.453
7	49.710	+2.440	10:43:42.163
8	<b>47.270</b>		10:44:29.433
9	47.638	+0.368	10:45:17.071

Runde	Rundenzeit	Diff.	Tageszeit
<b>(522) Ricardo Adler</b>			
1	51.077	+3.755	10:39:20.180
2	48.108	+0.786	10:40:08.288
3	47.981	+0.659	10:40:56.269
4	47.559	+0.237	10:41:43.828
5	<b>47.322</b>		10:42:31.150
6	47.510	+0.188	10:43:18.660
7	48.214	+0.892	10:44:06.874
8	47.424	+0.102	10:44:54.298
9	47.991	+0.669	10:45:42.289
10	48.303	+0.981	10:46:30.592
11	49.014	+1.692	10:47:19.606
12	47.438	+0.116	10:48:07.044
13	47.561	+0.239	10:48:54.605

Runde	Rundenzeit	Diff.	Tageszeit
<b>(41) Benjamin Hartwig</b>			
1	55.877	+8.475	10:38:48.008
2	49.879	+2.477	10:39:37.887
3	48.954	+1.552	10:40:26.841
4	48.733	+1.331	10:41:15.574
5	48.882	+1.480	10:42:04.456
6	47.470	+0.068	10:42:51.926
7	49.264	+1.862	10:43:41.190
8	47.651	+0.249	10:44:28.841
9	48.078	+0.676	10:45:16.919
10	<b>47.402</b>		10:46:04.321
11	48.053	+0.651	10:46:52.374
12	48.373	+0.971	10:47:40.747
13	50.297	+2.895	10:48:31.044
14	48.653	+1.251	10:49:19.697

Runde	Rundenzeit	Diff.	Tageszeit
<b>(72) Noah Brandt</b>			
1	51.195	+3.663	10:38:35.155
2	49.781	+2.249	10:39:24.936
3	48.687	+1.155	10:40:13.623
4	48.148	+0.616	10:41:01.771
5	48.210	+0.678	10:41:49.981
6	47.905	+0.373	10:42:37.886
7	47.688	+0.156	10:43:25.574
8	<b>47.532</b>		10:44:13.106
9	47.812	+0.280	10:45:00.918
10	47.768	+0.236	10:45:48.686
11	47.849	+0.317	10:46:36.535
12	48.359	+0.827	10:47:24.894
13	47.894	+0.362	10:48:12.788

Runde	Rundenzeit	Diff.	Tageszeit
14	47.935	+0.403	10:49:00.723

Runde	Rundenzeit	Diff.	Tageszeit
<b>(631) Stiehr Andreas</b>			
1	51.101	+3.523	10:38:34.885
2	49.808	+2.230	10:39:24.693
3	48.787	+1.209	10:40:13.480
4	48.308	+0.730	10:41:01.788
5	47.907	+0.329	10:41:49.695
6	47.920	+0.342	10:42:37.615
7	<b>47.578</b>		10:43:25.193
8	47.771	+0.193	10:44:12.964
9	49.214	+1.636	10:45:02.178
10	47.979	+0.401	10:45:50.157
11	47.981	+0.403	10:46:38.138
12	47.962	+0.384	10:47:26.100
13	49.263	+1.685	10:48:15.363
14	48.293	+0.715	10:49:03.656

Runde	Rundenzeit	Diff.	Tageszeit
<b>(505) Luka Kamali</b>			
1	51.694	+4.115	10:39:24.365
2	49.706	+2.127	10:40:14.071
3	49.269	+1.690	10:41:03.340
4	49.626	+2.047	10:41:52.966
5	47.912	+0.333	10:42:40.878
6	48.215	+0.636	10:43:29.093
7	48.569	+0.990	10:44:17.662
8	47.785	+0.206	10:45:05.447
9	<b>47.579</b>		10:45:53.026
10	48.386	+0.807	10:46:41.412
11	47.802	+0.223	10:47:29.214
12	47.664	+0.085	10:48:16.878
13	47.644	+0.065	10:49:04.522

Runde	Rundenzeit	Diff.	Tageszeit
<b>(619) Andre Hagner</b>			
1	50.847	+3.118	10:38:36.824
2	49.847	+2.118	10:39:26.671
3	48.569	+0.840	10:40:15.240
4	48.600	+0.871	10:41:03.840
5	48.602	+0.873	10:41:52.442
6	48.191	+0.462	10:42:40.633
7	48.099	+0.370	10:43:28.732
8	48.008	+0.279	10:44:16.740
9	47.805	+0.076	10:45:04.545
10	48.028	+0.299	10:45:52.573
11	48.014	+0.285	10:46:40.587
12	<b>47.729</b>		10:47:28.316
13	48.116	+0.387	10:48:16.432
14	47.818	+0.089	10:49:04.250

Runde	Rundenzeit	Diff.	Tageszeit
<b>(613) Glen Daniel</b>			
1	52.159	+4.421	10:38:39.019
2	49.576	+1.838	10:39:28.595
3	48.344	+0.606	10:40:16.939
4	48.157	+0.419	10:41:05.096
5	48.407	+0.669	10:41:53.503
6	48.563	+0.825	10:42:42.066
7	47.851	+0.113	10:43:29.917
8	48.522	+0.784	10:44:18.439
9	47.973	+0.235	10:45:06.412
10	<b>47.738</b>		10:45:54.150
11	48.673	+0.935	10:46:42.823
12	48.327	+0.589	10:47:31.150
13	48.029	+0.291	10:48:19.179
14	48.207	+0.469	10:49:07.386

Runde	Rundenzeit	Diff.	Tageszeit
<b>(601) Tobias Fischer</b>			



# Rhein-Main Kart-Cup KCD 90 / NKC

KF3 / VT250-Junioren / Rotax Junior Gastfahrer

Vogelsbergring 1,038 Km

Zeittraining

31.07.2011 10:35

Qualifikation gestartet um 10:37:18

Runde	Rundenzeit	Diff.	Tageszeit
1	51.648	+3.863	10:38:38.213
2	49.961	+2.176	10:39:28.174
3	48.413	+0.628	10:40:16.587
4	48.091	+0.306	10:41:04.678
5	48.503	+0.718	10:41:53.181
6	48.077	+0.292	10:42:41.258
7	48.124	+0.339	10:43:29.382
8	48.648	+0.863	10:44:18.030
9	47.956	+0.171	10:45:05.986
10	<b>47.785</b>		10:45:53.771
11	48.174	+0.389	10:46:41.945
12	47.890	+0.105	10:47:29.835
13	47.950	+0.165	10:48:17.785
14	48.161	+0.376	10:49:05.946

**(6) Jorn v. Wendt-Papenhausen**

1	52.145	+4.344	10:38:38.627
2	50.558	+2.757	10:39:29.185
3	48.192	+0.391	10:40:17.377
4	47.997	+0.196	10:41:05.374
5	48.373	+0.572	10:41:53.747
6	48.037	+0.236	10:42:41.784
7	47.811	+0.010	10:43:29.595
8	48.314	+0.513	10:44:17.909
9	47.845	+0.044	10:45:05.754
10	47.867	+0.066	10:45:53.621
11	48.180	+0.379	10:46:41.801
12	47.888	+0.087	10:47:29.689
13	<b>47.801</b>		10:48:17.490

**(34) Alexander von der Heide**

1	52.947	+4.812	10:39:09.692
2	50.197	+2.062	10:39:59.889
3	49.050	+0.915	10:40:48.939
4	48.576	+0.441	10:41:37.515
5	48.706	+0.571	10:42:26.221
6	49.008	+0.873	10:43:15.229
7	49.029	+0.894	10:44:04.258
8	<b>48.135</b>		10:44:52.393
9	48.439	+0.304	10:45:40.832
10	1:03.008	+14.873	10:46:43.840
11	53.367	+5.232	10:47:37.207
12	48.909	+0.774	10:48:26.116
13	48.722	+0.587	10:49:14.838

**(620) Max Grün**

1	55.657	+7.451	10:38:58.121
2	49.796	+1.590	10:39:47.917
3	48.876	+0.670	10:40:36.793
4	48.456	+0.250	10:41:25.249
5	48.509	+0.303	10:42:13.758
6	48.301	+0.095	10:43:02.059
7	<b>48.206</b>		10:43:50.265
8	48.498	+0.292	10:44:38.763
9	52.391	+4.185	10:45:31.154
10	48.718	+0.512	10:46:19.872
11	48.246	+0.040	10:47:08.118
12	48.345	+0.139	10:47:56.463
13	48.211	+0.005	10:48:44.674

**(629) Raffael Reder**

1	54.106	+5.870	10:38:46.399
2	49.463	+1.227	10:39:35.862
3	48.779	+0.543	10:40:24.641
4	48.688	+0.452	10:41:13.329
5	<b>48.236</b>		10:42:01.565

Runde	Rundenzeit	Diff.	Tageszeit
6	48.376	+0.140	10:42:49.941
7	48.335	+0.099	10:43:38.276
8	48.450	+0.214	10:44:26.726
9	48.709	+0.473	10:45:15.435
10	48.419	+0.183	10:46:03.854
11	48.311	+0.075	10:46:52.165
12	49.077	+0.841	10:47:41.242
13	49.201	+0.965	10:48:30.443
14	48.281	+0.045	10:49:18.724

**(610) Kevin Landwehr**

1	51.072	+2.686	10:39:08.109
2	48.780	+0.394	10:39:56.889
3	48.681	+0.295	10:40:45.570
4	<b>48.386</b>		10:41:33.956
5	49.060	+0.674	10:42:23.016
6	48.895	+0.509	10:43:11.911
7	48.662	+0.276	10:44:00.573
8	48.806	+0.420	10:44:49.379
9	48.583	+0.197	10:45:37.962
10	48.903	+0.517	10:46:26.865
11	48.737	+0.351	10:47:15.602

**(611) Laurenz Brück**

1	54.483	+5.708	10:38:47.007
2	49.680	+0.905	10:39:36.687
3	49.395	+0.620	10:40:26.082
4	49.115	+0.340	10:41:15.197
5	49.945	+1.170	10:42:05.142
6	49.818	+1.043	10:42:54.960
7	49.157	+0.382	10:43:44.117
8	48.856	+0.081	10:44:32.973
9	49.032	+0.257	10:45:22.005
10	<b>48.775</b>		10:46:10.780
11	48.908	+0.133	10:46:59.688
12	48.899	+0.124	10:47:48.587
13	49.025	+0.250	10:48:37.612

**(134) Colin de Graauw**

1	53.594	+4.754	10:38:51.534
2	50.849	+2.009	10:39:42.383
3	49.975	+1.135	10:40:32.358
4	49.701	+0.861	10:41:22.059
5	49.435	+0.595	10:42:11.494
6	49.016	+0.176	10:43:00.510
7	48.882	+0.042	10:43:49.392
8	49.122	+0.282	10:44:38.514
9	<b>48.840</b>		10:45:27.354
10	49.051	+0.211	10:46:16.405
11	49.239	+0.399	10:47:05.644
12	48.995	+0.155	10:47:54.639
13	48.900	+0.060	10:48:43.539

**(71) Oliver Kluge**

1	54.630	+5.556	10:39:01.026
2	50.827	+1.753	10:39:51.853
3	50.533	+1.459	10:40:42.386
4	50.032	+0.958	10:41:32.418
5	51.409	+2.335	10:42:23.827
6	50.901	+1.827	10:43:14.728
7	49.866	+0.792	10:44:04.594
8	<b>49.074</b>		10:44:53.668
9	49.644	+0.570	10:45:43.312
10	49.209	+0.135	10:46:32.521
11	49.384	+0.310	10:47:21.905
12	49.233	+0.159	10:48:11.138

Runde	Rundenzeit	Diff.	Tageszeit
13	49.208	+0.134	10:49:00.346
<b>(33) Cathelijne Evers</b>			
1	55.660	+4.262	10:38:55.600
2	52.784	+1.386	10:39:48.384
3	51.911	+0.513	10:40:40.295
4	51.661	+0.263	10:41:31.956
5	51.722	+0.324	10:42:23.678
6	51.566	+0.168	10:43:15.244
7	51.725	+0.327	10:44:06.969
8	<b>51.398</b>		10:44:58.367
9	51.980	+0.582	10:45:50.347
10	52.920	+1.522	10:46:43.267
11	51.863	+0.465	10:47:35.130
12	52.153	+0.755	10:48:27.283
13	52.478	+1.080	10:49:19.761

**(49) Kim Lauxmann**

1	<b>57.700</b>		10:39:30.602
---	---------------	--	--------------

Zeitnahmekommissar & Auswertung: Monika Riehmers www.camp-company.de

Orbits

Rennleiter: Reinhard Tropp

Rennsekretär: Petra Fuchsberger

Aushang:

Uhr Reg-Nr.:

Unterschrift RL:

Unterschrift ZK:

www.mylaps.com

Lizenziert für Camp Company GmbH

Gedruckt: 31.07.2011 10:51:45

Seite 2/2

Rhein-Main Kart-Cup KCD 90 / NKC

KF3 / VT250-Junioren / Rotax Junior Gastfahrer

Vogelsbergring 1,038 Km

Startaufstellung Rennen 3

**-NEU-**

31.07.2011 12:15


Rennen (15 Runden)

71
28
610
26
620
24
6
22
613
20
505
18
72
16
14
12
49
10
134
8
14
6
32
4
50
2

611
27
629
25
34
23
601
21
619
19
631
17
522
15
13
11
33
9
41
7
12
5
48
3
13

14  
13  
12  
11  
10  
9  
8  
7  
6  
5  
4  
3  
2  
1

POLE POSITION 1





# KCD 90



## Rhein-Main Kart-Cup KCD 90 / NKC

KF3 / VT250-Junioren / Rotax Junior Gastfahrer

Vogelsbergring 1,038 Km

Rennen 3 1.Lauf

31.07.2011 12:15

Rennen (15 Runden) gestartet um 12:27:16

Pos.	St.Nr.	*	Name	Fabrikat	Bewerber/Sponsor	Rnd.	Gesamtzeit	Diff.	Beste Zeit	In Rd.	km/h
1	50	R	Eric Luz	TM/Birel		15	11:40.671		46.076	8	81,101
2	13	R	Cosimo Citignola	TM/LGK		15	11:51.852	11.181	46.693	12	80,029
3	48	R	Tobias Weber	TM/Zanardi	TB Motorsport	15	11:51.977	11.306	46.774	12	79,891
4	12	Gast	Aljoscha Prothmann			15	11:55.432	14.761	46.677	15	80,057
5	14	R	Niklas Gränz	TM/Tony	WST-Motorsport	15	12:01.219	20.548	46.595	14	80,197
6	49	R	Kim Lauxmann	IAME/Zanardi	TB Motorsport	15	12:09.520	28.849	47.413	12	78,814
7	134	G	Colin de Graauw	Swissauto/Swisscorse	KSL Racing Team - JUNIOR	15	12:14.331	33.660	48.273	13	77,410
8	522	G	Ricardo Adler	Rotax/Haase	TOM-TECH Team DMV	15	12:16.302	35.631	47.549	7	78,588
9	505	G	Luka Kamali	Rotax/CRG	KV Oppenrod	15	12:21.720	41.049	47.626	5	78,461
10	72	G	Noah Brandt	Rotax/Energy		15	12:22.869	42.198	47.814	3	78,153
11	631	G	Stiehr Andreas	Rotax/Intrepid	DMV Team Straube Motorsport	15	12:24.571	43.900	47.837	9	78,115
12	619	G	Andre Hagner	Rotax/M-Tec	Nindendo Team Scheider	15	12:24.805	44.134	47.670	9	78,389
13	620	G	Max Grün	Rotax/CRG		15	12:26.189	45.518	48.040	7	77,785
14	629	G	Raffael Reder	Rotax/Tony	JLC Racing Team	15	12:26.951	46.280	47.983	8	77,878
15	601	G	Tobias Fischer	Rotax/Sodi	MSC Wittgenborn	15	12:27.050	46.379	47.887	7	78,034
16	41	R	Benjamin Hartwig	Vortex/Tony		15	12:31.108	50.437	49.038	5	76,202
17	34	G	Alexander von der Heide	Rotax/EA	BW	14	11:44.583	1 Runde	48.182	6	77,556
18	613	G	Glen Daniel	Rotax/M-Tec	ADAC Berlin Brandenburg	14	11:49.865	1 Runde	48.218	3	77,498
19	611	G	Laurenz Brück	Rotax/CRG	KV Oppenrod	14	11:50.921	1 Runde	48.868	6	76,467
20	610	G	Kevin Landwehr	Rotax/EA		14	11:51.229	1 Runde	48.880	7	76,448
21	71	G	Oliver Kluge	Rotax/Storm	Kremer Motorsport	14	11:54.233	1 Runde	48.559	7	76,954
22	6	G	Jorn v. Wendt-Papenhau:	Rotax/MS		14	11:59.471	1 Runde	48.053	8	77,764
23	33	G	Cathelijne Evers	Swissauto/Swisscorse	KSL Racing Team - JUNIOR	14	12:11.373	1 Runde	50.563	3	73,904
24	32	R	Philipp Belgraver	Maxter/LGK	DMV Team PB-Motorsport	10	8:08.872	5 Runden	47.105	8	79,329

### Bemerkungen

Gestartet: 24 Gewertet: 24 nicht Gewertet: 0  
Ergebnis vorbehaltlich technischer Nachuntersuchung

Vorsprung	Ø km/h	Beste Rundenzeit	km/h	Beste Runde von
11.181	79,998	46.076	81,101	50 - Eric Luz

Zeitnahmekommissar & Auswertung: Monika Riehmers [www.camp-company.de](http://www.camp-company.de)

Orbits

Rennleiter: Reinhard Tropp Rennsekretär: Petra Fuchsberger

Aushang: Uhr Reg-Nr.: KC 23/11

[www.mylaps.com](http://www.mylaps.com)

Unterschrift RL: Unterschrift ZK:

Lizenziert für Camp Company GmbH





# Rhein-Main Kart-Cup KCD 90 / NKC

KF3 / VT250-Junioren / Rotax Junior Gastfahrer

Vogelsbergring 1,038 Km

Rennen 3 1.Lauf

31.07.2011 12:15

Rennen (15 Runden) gestartet um 12:27:16

Pos.	St.Nr. *	Name	Fabrikat	Bewerber/Sponsor	Rnd.	Gesamtzeit	Diff.	Beste Zeit	In Rd.	km/h
<b>KF3</b>										
1	50	R Eric Luz	TM/Birel		15	11:40.671		46.076	8	81,101
2	13	R Cosimo Citignola	TM/LGK		15	11:51.852	11.181	46.693	12	80,029
3	48	R Tobias Weber	TM/Zanardi	TB Motorsport	15	11:51.977	11.306	46.774	12	79,891
4	12	Gast Aljoscha Prothmann			15	11:55.432	14.761	46.677	15	80,057
5	14	R Niklas Gränz	TM/Tony	WST-Motorsport	15	12:01.219	20.548	46.595	14	80,197
6	49	R Kim Lauxmann	IAME/Zanardi	TB Motorsport	15	12:09.520	28.849	47.413	12	78,814
7	41	R Benjamin Hartwig	Vortex/Tony		15	12:31.108	50.437	49.038	5	76,202
8	32	R Philipp Belgraver	Maxter/LGK	DMV Team PB-Motorsport	10	8:08.872	5 Runden	47.105	8	79,329
<b>ROTAX Junior Gast</b>										
1	522	G Ricardo Adler	Rotax/Haase	TOM-TECH Team DMV	15	12:16.302		47.549	7	78,588
2	505	G Luka Kamali	Rotax/CRG	KV Oppenrod	15	12:21.720	5.418	47.626	5	78,461
3	72	G Noah Brandt	Rotax/Energy		15	12:22.869	6.567	47.814	3	78,153
4	631	G Stiehr Andreas	Rotax/Intrepid	DMV Team Straube Motorsport	15	12:24.571	8.269	47.837	9	78,115
5	619	G Andre Hagner	Rotax/M-Tec	Nindendo Team Scheider	15	12:24.805	8.503	47.670	9	78,389
6	620	G Max Grün	Rotax/CRG		15	12:26.189	9.887	48.040	7	77,785
7	629	G Raffael Reder	Rotax/Tony	JLC Racing Team	15	12:26.951	10.649	47.983	8	77,878
8	601	G Tobias Fischer	Rotax/Sodi	MSC Wittgenborn	15	12:27.050	10.748	47.887	7	78,034
9	34	G Alexander von der Heide	Rotax/EA	BW	14	11:44.583	1 Runde	48.182	6	77,556
10	613	G Glen Daniel	Rotax/M-Tec	ADAC Berlin Brandenburg	14	11:49.865	1 Runde	48.218	3	77,498
11	611	G Laurenz Brück	Rotax/CRG	KV Oppenrod	14	11:50.921	1 Runde	48.868	6	76,467
12	610	G Kevin Landwehr	Rotax/EA		14	11:51.229	1 Runde	48.880	7	76,448
13	71	G Oliver Kluge	Rotax/Storm	Kremer Motorsport	14	11:54.233	1 Runde	48.559	7	76,954
14	6	G Jorn v. Wendt-Papenhau:	Rotax/MS		14	11:59.471	1 Runde	48.053	8	77,764
<b>VT 250 Junior</b>										
1	134	G Colin de Graauw	Swissauto/Swisscorse	KSL Racing Team - JUNIOR	15	12:14.331		48.273	13	77,410
2	33	G Cathelijne Evers	Swissauto/Swisscorse	KSL Racing Team - JUNIOR	14	12:11.373	1 Runde	50.563	3	73,904

## Bemerkungen

Gestartet: 24 Gewertet: 24 nicht Gewertet: 0  
 Ergebnis vorbehaltlich technischer Nachuntersuchung

Vorsprung	Ø km/h	Beste Rundenzeit	km/h	Beste Runde von
11.181	79,998	46.076	81,101	50 - Eric Luz

Zeitnahmekommissar & Auswertung: Monika Riehmers [www.camp-company.de](http://www.camp-company.de) Orbits

Rennleiter: Reinhard Tropp Rennsekretär: Petra Fuchsberger

Aushang: Uhr Reg-Nr.: KC 23/11

Unterschrift RL: Unterschrift ZK:

Gedruckt: 31.07.2011 12:42:09

[www.mylaps.com](http://www.mylaps.com)  
 Lizenziert für Camp Company GmbH





# Rhein-Main Kart-Cup KCD 90 / NKC

KF3 / VT250-Junioren / Rotax Junior Gastfahrer

Vogelsbergring 1,038 Km

Rennen 3 1.Lauf

31.07.2011 12:15

Rennen (15 Runden) gestartet um 12:27:16

Runde	Rundenzeit	Diff.	Tageszeit
10	48.775	+1.105	12:35:39.290
11	49.088	+1.418	12:36:28.378
12	48.747	+1.077	12:37:17.125
13	47.828	+0.158	12:38:04.953
14	48.219	+0.549	12:38:53.172
15	48.080	+0.410	12:39:41.252

(620) Max Grün

1	50.278	+2.238	12:28:26.247
2	48.615	+0.575	12:29:14.862
3	48.133	+0.093	12:30:02.995
4	48.047	+0.007	12:30:51.042
5	48.078	+0.038	12:31:39.120
6	48.794	+0.754	12:32:27.914
7	<b>48.040</b>		12:33:15.954
8	48.293	+0.253	12:34:04.247
9	48.102	+0.062	12:34:52.349
10	48.188	+0.148	12:35:40.537
11	48.215	+0.175	12:36:28.752
12	48.790	+0.750	12:37:17.542
13	48.493	+0.453	12:38:06.035
14	48.389	+0.349	12:38:54.424
15	48.212	+0.172	12:39:42.636

(629) Raffael Reder

1	50.621	+2.638	12:28:26.764
2	48.799	+0.816	12:29:15.563
3	48.068	+0.085	12:30:03.631
4	47.989	+0.006	12:30:51.620
5	48.215	+0.232	12:31:39.835
6	48.509	+0.526	12:32:28.344
7	48.234	+0.251	12:33:16.578
8	<b>47.983</b>		12:34:04.561
9	48.163	+0.180	12:34:52.724
10	48.174	+0.191	12:35:40.898
11	48.181	+0.198	12:36:29.079
12	48.572	+0.589	12:37:17.651
13	48.455	+0.472	12:38:06.106
14	48.827	+0.844	12:38:54.933
15	48.465	+0.482	12:39:43.398

(601) Tobias Fischer

1	52.199	+4.312	12:28:27.971
2	48.670	+0.783	12:29:16.641
3	48.862	+0.975	12:30:05.503
4	48.220	+0.333	12:30:53.723
5	48.354	+0.467	12:31:42.077
6	48.112	+0.225	12:32:30.189
7	<b>47.887</b>		12:33:18.076
8	48.060	+0.173	12:34:06.136
9	47.952	+0.065	12:34:54.088
10	47.957	+0.070	12:35:42.045
11	48.019	+0.132	12:36:30.064
12	48.054	+0.167	12:37:18.118
13	48.073	+0.186	12:38:06.191
14	48.980	+1.093	12:38:55.171
15	48.326	+0.439	12:39:43.497

(41) Benjamin Hartwig

1	52.585	+3.547	12:28:10.214
2	49.726	+0.688	12:28:59.940
3	49.869	+0.831	12:29:49.809
4	49.274	+0.236	12:30:39.083
5	<b>49.038</b>		12:31:28.121
6	50.059	+1.021	12:32:18.180
7	49.577	+0.539	12:33:07.757

Runde	Rundenzeit	Diff.	Tageszeit
8	49.451	+0.413	12:33:57.208
9	49.195	+0.157	12:34:46.403
10	49.389	+0.351	12:35:35.792
11	50.018	+0.980	12:36:25.810
12	50.145	+1.107	12:37:15.955
13	49.799	+0.761	12:38:05.754
14	50.827	+1.789	12:38:56.581
15	50.974	+1.936	12:39:47.555

(34) Alexander von der Heide

1	51.117	+2.935	12:28:27.180
2	49.216	+1.034	12:29:16.396
3	48.601	+0.419	12:30:04.997
4	48.584	+0.402	12:30:53.581
5	48.818	+0.636	12:31:42.399
6	<b>48.182</b>		12:32:30.581
7	48.904	+0.722	12:33:19.485
8	48.391	+0.209	12:34:07.876
9	48.898	+0.716	12:34:56.774
10	48.501	+0.319	12:35:45.275
11	48.674	+0.492	12:36:33.949
12	48.759	+0.577	12:37:22.708
13	49.546	+1.364	12:38:12.254
14	48.776	+0.594	12:39:01.030

(613) Glen Daniel

1	55.535	+7.317	12:28:31.186
2	48.512	+0.294	12:29:19.698
3	<b>48.218</b>		12:30:07.916
4	48.584	+0.366	12:30:56.500
5	48.226	+0.008	12:31:44.726
6	48.680	+0.462	12:32:33.406
7	48.949	+0.731	12:33:22.355
8	49.407	+1.189	12:34:11.762
9	49.794	+1.576	12:35:01.556
10	49.096	+0.878	12:35:50.652
11	49.216	+0.998	12:36:39.868
12	48.847	+0.629	12:37:28.715
13	48.961	+0.743	12:38:17.676
14	48.636	+0.418	12:39:06.312

(611) Laurenz Brück

1	51.904	+3.036	12:28:28.317
2	49.033	+0.165	12:29:17.350
3	48.963	+0.095	12:30:06.313
4	48.889	+0.021	12:30:55.202
5	49.250	+0.382	12:31:44.452
6	<b>48.868</b>		12:32:33.320
7	48.943	+0.075	12:33:22.263
8	49.406	+0.538	12:34:11.669
9	49.433	+0.565	12:35:01.102
10	49.344	+0.476	12:35:50.446
11	49.312	+0.444	12:36:39.758
12	48.882	+0.014	12:37:28.640
13	48.943	+0.075	12:38:17.583
14	49.785	+0.917	12:39:07.368

(610) Kevin Landwehr

1	51.515	+2.635	12:28:27.830
2	49.271	+0.391	12:29:17.101
3	48.965	+0.085	12:30:06.066
4	48.945	+0.065	12:30:55.011
5	49.137	+0.257	12:31:44.148
6	48.992	+0.112	12:32:33.140
7	<b>48.880</b>		12:33:22.020
8	49.454	+0.574	12:34:11.474

Runde	Rundenzeit	Diff.	Tageszeit
9	49.738	+0.858	12:35:01.212
10	49.139	+0.259	12:35:50.351
11	49.047	+0.167	12:36:39.398
12	48.952	+0.072	12:37:28.350
13	48.951	+0.071	12:38:17.301
14	50.375	+1.495	12:39:07.676

(71) Oliver Kluge

1	52.021	+3.462	12:28:28.539
2	49.763	+1.204	12:29:18.302
3	49.156	+0.597	12:30:07.458
4	49.562	+1.003	12:30:57.020
5	48.785	+0.226	12:31:45.805
6	48.870	+0.311	12:32:34.675
7	<b>48.559</b>		12:33:23.234
8	49.145	+0.586	12:34:12.379
9	49.392	+0.833	12:35:01.771
10	49.283	+0.724	12:35:51.054
11	50.489	+1.930	12:36:41.543
12	49.083	+0.524	12:37:30.626
13	49.486	+0.927	12:38:20.112
14	50.568	+2.009	12:39:10.680

(6) Jorn v. Wendt-Papenhausen

1	50.812	+2.759	12:28:26.572
2	1:05.193	+17.140	12:29:31.765
3	49.157	+1.104	12:30:20.922
4	48.410	+0.357	12:31:09.332
5	48.254	+0.201	12:31:57.586
6	49.671	+1.618	12:32:47.257
7	48.109	+0.056	12:33:35.366
8	<b>48.053</b>		12:34:23.419
9	48.255	+0.202	12:35:11.674
10	50.592	+2.539	12:36:02.266
11	48.271	+0.218	12:36:50.537
12	48.828	+0.775	12:37:39.365
13	48.257	+0.204	12:38:27.622
14	48.296	+0.243	12:39:15.918

(33) Cathelijne Evers

1	53.283	+2.720	12:28:11.208
2	50.739	+0.176	12:29:01.947
3	<b>50.563</b>		12:29:52.510
4	50.929	+0.366	12:30:43.439
5	50.899	+0.336	12:31:34.338
6	54.041	+3.478	12:32:28.379
7	52.298	+1.735	12:33:20.677
8	52.529	+1.966	12:34:13.206
9	51.620	+1.057	12:35:04.826
10	51.723	+1.160	12:35:56.549
11	52.663	+2.100	12:36:49.212
12	55.180	+4.617	12:37:44.392
13	51.488	+0.925	12:38:35.880
14	51.940	+1.377	12:39:27.820

(32) Philipp Belgraver

1	49.790	+2.685	12:28:06.874
2	48.619	+1.514	12:28:55.493
3	50.590	+3.485	12:29:46.083
4	48.789	+1.684	12:30:34.872
5	48.173	+1.068	12:31:23.045
6	47.395	+0.290	12:32:10.440
7	47.516	+0.411	12:32:57.956
8	<b>47.105</b>		12:33:45.061
9	48.638	+1.533	12:34:33.699
10	51.620	+4.515	12:35:25.319

Zeitnahmekommissar & Auswertung: Monika Riehmers www.camp-company.de

Orbits

Rennleiter: Reinhard Tropp

Rennsekretär: Petra Fuchsberger

Aushang:

Uhr Reg-Nr.: KC 23/11

Unterschrift RL:

Unterschrift ZK:

www.mylaps.com

Lizensiert für Camp Company GmbH

Gedruckt: 31.07.2011 12:42:38

Seite 2/2

Rhein-Main Kart-Cup KCD 90 / NKC

KF3 / VT250-Junioren / Rotax Junior Gastfahrer

Vogelsbergring 1,038 Km

Startaufstellung Rennen 9

31.07.2011 15:30


Rennen (15 Runden)

6
26
610
24
613
22
601
20
620
18
631
16
505
14
12
33
10
32
8
49
6
12
4
13
2

71
25
611
23
34
21
629
19
619
17
72
15
522
13
11
134
9
41
7
14
5
48
3
50
1

13  
12  
11  
10  
9  
8  
7  
6  
5  
4  
3  
2  
1

POLE POSITION 1







# Rhein-Main Kart-Cup KCD 90 / NKC

KF3 / VT250-Junioren / Rotax Junior Gastfahrer

Vogelsbergring 1,038 Km

Rennen 9 2.Lauf

31.07.2011 15:30

Rennen (15 Runden) gestartet um 15:46:05

Pos.	St.Nr.	*	Name	Fabrikat	Bewerber/Sponsor	Rnd.	Gesamtzeit	Diff.	Beste Zeit	In Rd.	km/h
1	13	R	Cosimo Citignola	TM/LGK		15	11:39.993		45.854	5	81,493
2	12	Gast	Aljoscha Prothmann			15	11:44.235	4.242	46.276	10	80,750
3	48	R	Tobias Weber	TM/Zanardi	TB Motorsport	15	11:46.575	6.582	46.307	14	80,696
4	50	R	Eric Luz	TM/Birel		15	11:46.671	6.678	45.694	7	81,779
5	49	R	Kim Lauxmann	IAME/Zanardi	TB Motorsport	15	12:00.506	20.513	47.353	6	78,914
6	41	R	Benjamin Hartwig	Vortex/Tony		15	12:04.283	24.290	47.401	3	78,834
7	134	G	Colin de Graauw	Swissauto/Swisscorse	KSL Racing Team - JUNIOR	15	12:14.068	34.075	48.388	13	77,226
8	522	G	Ricardo Adler	Rotax/Haase	TOM-TECH Team DMV	15	12:21.905	41.912	47.784	3	78,202
9	505	G	Luka Kamali	Rotax/CRG	KV Oppenrod	15	12:25.436	45.443	47.866	5	78,068
10	72	G	Noah Brandt	Rotax/Energy		15	12:25.823	45.830	47.783	6	78,204
11	619	G	Andre Hagner	Rotax/M-Tec	Nindendo Team Scheider	15	12:26.103	46.110	47.928	12	77,967
12	631	G	Stiehr Andreas	Rotax/Intrepid	DMV Team Straube Motorsport	14	11:40.925	1 Runde	47.918	3	77,983
13	601	G	Tobias Fischer	Rotax/Sodi	MSC Wittgenborn	14	11:41.065	1 Runde	47.963	6	77,910
14	629	G	Raffael Reder	Rotax/Tony	JLC Racing Team	14	11:41.492	1 Runde	48.138	9	77,627
15	620	G	Max Grün	Rotax/CRG		14	11:41.658	1 Runde	47.987	12	77,871
16	6	G	Jorn v. Wendt-Papenhau:	Rotax/MS		14	11:42.018	1 Runde	48.054	6	77,763
17	613	G	Glen Daniel	Rotax/M-Tec	ADAC Berlin Brandenburg	14	11:48.587	1 Runde	48.394	6	77,216
18	611	G	Laurenz Brück	Rotax/CRG	KV Oppenrod	14	11:55.611	1 Runde	48.859	6	76,481
19	34	G	Alexander von der Heide	Rotax/EA	BW	14	11:55.809	1 Runde	48.803	4	76,569
20	32	R	Philipp Belgraver	Maxter/LGK	DMV Team PB-Motorsport	14	11:56.223	1 Runde	47.886	12	78,035
21	71	G	Oliver Kluge	Rotax/Storm	Kremer Motorsport	14	12:14.854	1 Runde	48.873	5	76,459
22	33	G	Cathelijne Evers	Swissauto/Swisscorse	KSL Racing Team - JUNIOR	6	5:41.569	9 Runden	50.754	3	73,626
23	14	R	Niklas Gränz	TM/Tony	WST-Motorsport	3	2:26.227	12 Runden	47.845	2	78,102

## Bemerkungen

Ergebnis vorbehaltlich technischer Nachuntersuchung  
 Gestartet: 23 Gewertet: 23 nicht Gewertet: 0

Vorsprung	Ø km/h	Beste Rundenzeit	km/h	Beste Runde von
4.242	80,075	45.694	81,779	50 - Eric Luz

Zeitnahmekommissar & Auswertung: Monika Riehmers [www.camp-company.de](http://www.camp-company.de) Orbits

Rennleiter: Reinhard Tropp Rennsekretär: Petra Fuchsberger

Aushang: Uhr Reg-Nr.: KC 23/11

[www.mylaps.com](http://www.mylaps.com)

Unterschrift RL: Unterschrift ZK:

Lizenziert für Camp Company GmbH





# Rhein-Main Kart-Cup KCD 90 / NKC

KF3 / VT250-Junioren / Rotax Junior Gastfahrer

Vogelsbergring 1,038 Km

Rennen 9 2.Lauf

31.07.2011 15:30

Rennen (15 Runden) gestartet um 15:46:05

Pos.	St.Nr. *	Name	Fabrikat	Bewerber/Sponsor	Rnd.	Gesamtzeit	Diff.	Beste Zeit	In Rd.	km/h
<b>KF3</b>										
1	13	R Cosimo Citignola	TM/LGK		15	11:39.993		45.854	5	81,493
2	12	Gast Aljoscha Prothmann			15	11:44.235	4.242	46.276	10	80,750
3	48	R Tobias Weber	TM/Zanardi	TB Motorsport	15	11:46.575	6.582	46.307	14	80,696
4	50	R Eric Luz	TM/Birel		15	11:46.671	6.678	45.694	7	81,779
5	49	R Kim Lauxmann	IAME/Zanardi	TB Motorsport	15	12:00.506	20.513	47.353	6	78,914
6	41	R Benjamin Hartwig	Vortex/Tony		15	12:04.283	24.290	47.401	3	78,834
7	32	R Philipp Belgraver	Maxter/LGK	DMV Team PB-Motorsport	14	11:56.223	1 Runde	47.886	12	78,035
8	14	R Niklas Gränz	TM/Tony	WST-Motorsport	3	2:26.227	12 Runden	47.845	2	78,102
<b>ROTAX Junior Gast</b>										
1	522	G Ricardo Adler	Rotax/Haase	TOM-TECH Team DMV	15	12:21.905		47.784	3	78,202
2	505	G Luka Kamali	Rotax/CRG	KV Oppenrod	15	12:25.436	3.531	47.866	5	78,068
3	72	G Noah Brandt	Rotax/Energy		15	12:25.823	3.918	47.783	6	78,204
4	619	G Andre Hagner	Rotax/M-Tec	Nintendo Team Scheider	15	12:26.103	4.198	47.928	12	77,967
5	631	G Stiehr Andreas	Rotax/Intrepid	DMV Team Straube Motorsport	14	11:40.925	1 Runde	47.918	3	77,983
6	601	G Tobias Fischer	Rotax/Sodi	MSC Wittgenborn	14	11:41.065	1 Runde	47.963	6	77,910
7	629	G Raffael Reder	Rotax/Tony	JLC Racing Team	14	11:41.492	1 Runde	48.138	9	77,627
8	620	G Max Grün	Rotax/CRG		14	11:41.658	1 Runde	47.987	12	77,871
9	6	G Jorn v. Wendt-Papenhau	Rotax/MS		14	11:42.018	1 Runde	48.054	6	77,763
10	613	G Glen Daniel	Rotax/M-Tec	ADAC Berlin Brandenburg	14	11:48.587	1 Runde	48.394	6	77,216
11	611	G Laurenz Brück	Rotax/CRG	KV Oppenrod	14	11:55.611	1 Runde	48.859	6	76,481
12	34	G Alexander von der Heide	Rotax/EA	BW	14	11:55.809	1 Runde	48.803	4	76,569
13	71	G Oliver Kluge	Rotax/Storm	Kremer Motorsport	14	12:14.854	1 Runde	48.873	5	76,459
<b>VT 250 Junior</b>										
1	134	G Colin de Graauw	Swissauto/Swisscorse	KSL Racing Team - JUNIOR	15	12:14.068		48.388	13	77,226
2	33	G Cathelijne Evers	Swissauto/Swisscorse	KSL Racing Team - JUNIOR	6	5:41.569	9 Runden	50.754	3	73,626

## Bemerkungen

Ergebnis vorbehaltlich technischer Nachuntersuchung  
 Gestartet: 23 Gewertet: 23 nicht Gewertet: 0

Vorsprung	Ø km/h	Beste Rundenzeit	km/h	Beste Runde von
4.242	80,075	45.694	81,779	50 - Eric Luz

Zeitnahmekommissar & Auswertung: Monika Riehmers [www.camp-company.de](http://www.camp-company.de) Orbits

Rennleiter: Reinhard Tropp Rennsekretär: Petra Fuchsberger

Aushang: Uhr Reg-Nr.: KC 23/11

Unterschrift RL: Unterschrift ZK:

[www.mylaps.com](http://www.mylaps.com)

Lizenziert für Camp Company GmbH



# Rhein-Main Kart-Cup KCD 90 / NKC

KF3 / VT250-Junioren / Rotax Junior Gastfahrer

Vogelsbergring 1,038 Km

Rennen 9 2.Lauf

31.07.2011 15:30

Rennen (15 Runden) gestartet um 15:46:05

Runde	Rundenzeit	Diff.	Tageszeit
<b>(13) Cosimo Citignola</b>			
1	47.969	+2.115	15:46:53.689
2	46.546	+0.692	15:47:40.235
3	46.077	+0.223	15:48:26.312
4	46.052	+0.198	15:49:12.364
5	<b>45.854</b>		15:49:58.218
6	46.077	+0.223	15:50:44.295
7	45.905	+0.051	15:51:30.200
8	45.993	+0.139	15:52:16.193
9	47.924	+2.070	15:53:04.117
10	46.886	+1.032	15:53:51.003
11	46.127	+0.273	15:54:37.130
12	48.238	+2.384	15:55:25.368
13	46.563	+0.709	15:56:11.931
14	46.702	+0.848	15:56:58.633
15	47.007	+1.153	15:57:45.640

Runde	Rundenzeit	Diff.	Tageszeit
<b>(12) Aljoscha Prothmann</b>			
1	48.089	+1.813	15:46:54.057
2	47.353	+1.077	15:47:41.410
3	46.669	+0.393	15:48:28.079
4	46.698	+0.422	15:49:14.777
5	46.900	+0.624	15:50:01.677
6	46.589	+0.313	15:50:48.266
7	47.173	+0.897	15:51:35.439
8	46.435	+0.159	15:52:21.874
9	46.714	+0.438	15:53:08.588
10	<b>46.276</b>		15:53:54.864
11	48.019	+1.743	15:54:42.883
12	47.671	+1.395	15:55:30.554
13	46.536	+0.260	15:56:17.090
14	46.476	+0.200	15:57:03.566
15	46.316	+0.040	15:57:49.882

Runde	Rundenzeit	Diff.	Tageszeit
<b>(48) Tobias Weber</b>			
1	49.236	+2.929	15:46:55.444
2	47.860	+1.553	15:47:43.304
3	46.992	+0.685	15:48:30.296
4	47.085	+0.778	15:49:17.381
5	46.842	+0.535	15:50:04.223
6	46.790	+0.483	15:50:51.013
7	46.849	+0.542	15:51:37.862
8	46.630	+0.323	15:52:24.492
9	46.769	+0.462	15:53:11.261
10	46.436	+0.129	15:53:57.697
11	46.522	+0.215	15:54:44.219
12	47.645	+1.338	15:55:31.864
13	47.034	+0.727	15:56:18.898
14	<b>46.307</b>		15:57:05.205
15	47.017	+0.710	15:57:52.222

Runde	Rundenzeit	Diff.	Tageszeit
<b>(50) Eric Luz</b>			
1	47.645	+1.951	15:46:53.292
2	46.491	+0.797	15:47:39.783
3	46.121	+0.427	15:48:25.904
4	46.007	+0.313	15:49:11.911
5	45.799	+0.105	15:49:57.710
6	46.330	+0.636	15:50:44.040
7	<b>45.694</b>		15:51:29.734
8	45.858	+0.164	15:52:15.592
9	48.589	+2.895	15:53:04.181
10	46.943	+1.249	15:53:51.124
11	46.123	+0.429	15:54:37.247
12	55.458	+9.764	15:55:32.705
13	46.580	+0.886	15:56:19.285

Runde	Rundenzeit	Diff.	Tageszeit
14	46.037	+0.343	15:57:05.322
15	46.996	+1.302	15:57:52.318
<b>(49) Kim Lauxmann</b>			
1	49.144	+1.791	15:46:55.345
2	47.920	+0.567	15:47:43.265
3	47.968	+0.615	15:48:31.233
4	47.776	+0.423	15:49:19.009
5	47.826	+0.473	15:50:06.835
6	<b>47.353</b>		15:50:54.188
7	47.837	+0.484	15:51:42.025
8	47.639	+0.286	15:52:29.664
9	48.359	+1.006	15:53:18.023
10	48.665	+1.312	15:54:06.688
11	47.663	+0.310	15:54:54.351
12	48.128	+0.775	15:55:42.479
13	47.819	+0.466	15:56:30.298
14	47.407	+0.054	15:57:17.705
15	48.448	+1.095	15:58:06.153

Runde	Rundenzeit	Diff.	Tageszeit
<b>(41) Benjamin Hartwig</b>			
1	53.807	+6.406	15:47:00.343
2	48.492	+1.091	15:47:48.835
3	<b>47.401</b>		15:48:36.236
4	47.706	+0.305	15:49:23.942
5	48.247	+0.846	15:50:12.189
6	47.469	+0.068	15:50:59.658
7	47.533	+0.132	15:51:47.191
8	47.472	+0.071	15:52:34.663
9	47.694	+0.293	15:53:22.357
10	48.071	+0.670	15:54:10.428
11	48.127	+0.726	15:54:58.555
12	47.609	+0.208	15:55:46.164
13	47.665	+0.264	15:56:33.829
14	48.020	+0.619	15:57:21.849
15	48.081	+0.680	15:58:09.930

Runde	Rundenzeit	Diff.	Tageszeit
<b>(134) Colin de Grauw</b>			
1	50.373	+1.985	15:46:57.148
2	48.932	+0.544	15:47:46.080
3	48.649	+0.261	15:48:34.729
4	48.497	+0.109	15:49:23.226
5	48.895	+0.507	15:50:12.121
6	48.788	+0.400	15:51:00.909
7	48.675	+0.287	15:51:49.584
8	48.679	+0.291	15:52:38.263
9	48.624	+0.236	15:53:26.887
10	48.568	+0.180	15:54:15.455
11	48.788	+0.400	15:55:04.243
12	48.604	+0.216	15:55:52.847
13	<b>48.388</b>		15:56:41.235
14	49.754	+1.366	15:57:30.989
15	48.726	+0.338	15:58:19.715


Runde	Rundenzeit	Diff.	Tageszeit
<b>(522) Ricardo Adler</b>			
1	48.801	+1.017	15:47:16.769
2	48.099	+0.315	15:48:04.868
3	<b>47.784</b>		15:48:52.652
4	47.926	+0.142	15:49:40.578
5	47.924	+0.140	15:50:28.502
6	48.000	+0.216	15:51:16.502
7	47.892	+0.108	15:52:04.394
8	47.811	+0.027	15:52:52.205
9	47.842	+0.058	15:53:40.047
10	47.836	+0.052	15:54:27.883
11	47.927	+0.143	15:55:15.810

Runde	Rundenzeit	Diff.	Tageszeit
12	47.893	+0.109	15:56:03.703
13	47.933	+0.149	15:56:51.636
14	47.986	+0.202	15:57:39.622
15	47.930	+0.146	15:58:27.552
<b>(505) Luka Kamali</b>			
1	49.138	+1.272	15:47:17.161
2	48.132	+0.266	15:48:05.293
3	47.936	+0.070	15:48:53.229
4	48.040	+0.174	15:49:41.269
5	<b>47.866</b>		15:50:29.135
6	47.900	+0.034	15:51:17.035
7	48.087	+0.221	15:52:05.122
8	48.034	+0.168	15:52:53.156
9	48.007	+0.141	15:53:41.163
10	49.232	+1.366	15:54:30.395
11	48.243	+0.377	15:55:18.638
12	48.065	+0.199	15:56:06.703
13	48.085	+0.219	15:56:54.788
14	48.130	+0.264	15:57:42.918
15	48.165	+0.299	15:58:31.083

Runde	Rundenzeit	Diff.	Tageszeit
<b>(72) Noah Brandt</b>			
1	49.323	+1.540	15:47:17.433
2	48.105	+0.322	15:48:05.538
3	47.966	+0.183	15:48:53.504
4	47.950	+0.167	15:49:41.454
5	48.010	+0.227	15:50:29.464
6	<b>47.783</b>		15:51:17.247
7	48.104	+0.321	15:52:05.351
8	47.988	+0.205	15:52:53.339
9	48.017	+0.234	15:53:41.356
10	49.227	+1.444	15:54:30.583
11	48.233	+0.450	15:55:18.816
12	48.016	+0.233	15:56:06.832
13	48.177	+0.394	15:56:55.009
14	48.331	+0.548	15:57:43.340
15	48.130	+0.347	15:58:31.470

Runde	Rundenzeit	Diff.	Tageszeit
<b>(619) Andre Hagner</b>			
1	49.764	+1.836	15:47:17.990
2	48.257	+0.329	15:48:06.247
3	48.379	+0.451	15:48:54.626
4	48.066	+0.138	15:49:42.692
5	47.979	+0.051	15:50:30.671
6	48.008	+0.080	15:51:18.679
7	48.011	+0.083	15:52:06.690
8	48.086	+0.158	15:52:54.776
9	48.568	+0.640	15:53:43.344
10	48.290	+0.362	15:54:31.634
11	48.140	+0.212	15:55:19.774
12	<b>47.928</b>		15:56:07.702
13	48.031	+0.103	15:56:55.733
14	47.960	+0.032	15:57:43.693
15	48.057	+0.129	15:58:31.750

Runde	Rundenzeit	Diff.	Tageszeit
<b>(631) Stiehr Andreas</b>			
1	49.414	+1.496	15:47:17.572
2	48.335	+0.417	15:48:05.907
3	<b>47.918</b>		15:48:53.825
4	48.138	+0.220	15:49:41.963
5	48.029	+0.111	15:50:29.992
6	48.052	+0.134	15:51:18.044
7	48.176	+0.258	15:52:06.220
8	48.235	+0.317	15:52:54.455
9	49.365	+1.447	15:53:43.820





# Rhein-Main Kart-Cup KCD 90 / NKC

KF3 / VT250-Junioren / Rotax Junior Gastfahrer

Vogelsbergring 1,038 Km

Rennen 9 2.Lauf

31.07.2011 15:30

Rennen (15 Runden) gestartet um 15:46:05

Runde	Rundenzeit	Diff.	Tageszeit
10	48.587	+0.669	15:54:32.407
11	48.536	+0.618	15:55:20.943
12	48.378	+0.460	15:56:09.321
13	48.709	+0.791	15:56:58.030
14	48.542	+0.624	15:57:46.572

(601) Tobias Fischer

1	50.228	+2.265	15:47:18.627
2	48.187	+0.224	15:48:06.814
3	48.258	+0.295	15:48:55.072
4	48.037	+0.074	15:49:43.109
5	48.091	+0.128	15:50:31.200
6	<b>47.963</b>		15:51:19.163
7	48.058	+0.095	15:52:07.221
8	48.071	+0.108	15:52:55.292
9	48.703	+0.740	15:53:43.995
10	48.553	+0.590	15:54:32.548
11	48.611	+0.648	15:55:21.159
12	48.284	+0.321	15:56:09.443
13	48.801	+0.838	15:56:58.244
14	48.468	+0.505	15:57:46.712

(629) Raffael Reder

1	50.070	+1.932	15:47:18.405
2	48.243	+0.105	15:48:06.648
3	48.852	+0.714	15:48:55.500
4	48.227	+0.089	15:49:43.727
5	48.197	+0.059	15:50:31.924
6	48.242	+0.104	15:51:20.166
7	48.503	+0.365	15:52:08.669
8	48.421	+0.283	15:52:57.090
9	<b>48.138</b>		15:53:45.228
10	48.300	+0.162	15:54:33.528
11	48.243	+0.105	15:55:21.771
12	48.180	+0.042	15:56:09.951
13	48.543	+0.405	15:56:58.494
14	48.645	+0.507	15:57:47.139

(620) Max Grün

1	50.537	+2.550	15:47:18.854
2	48.280	+0.293	15:48:07.134
3	48.540	+0.553	15:48:55.674
4	48.279	+0.292	15:49:43.953
5	48.209	+0.222	15:50:32.162
6	48.177	+0.190	15:51:20.339
7	48.573	+0.586	15:52:08.912
8	48.403	+0.416	15:52:57.315
9	48.043	+0.056	15:53:45.358
10	48.742	+0.755	15:54:34.100
11	48.127	+0.140	15:55:22.227
12	<b>47.987</b>		15:56:10.214
13	48.813	+0.826	15:56:59.027
14	48.278	+0.291	15:57:47.305

(6) Jorn v. Wendt-Papenhausen

1	50.652	+2.598	15:47:19.487
2	49.074	+1.020	15:48:08.561
3	48.261	+0.207	15:48:56.822
4	48.140	+0.086	15:49:44.962
5	48.060	+0.006	15:50:33.022
6	<b>48.054</b>		15:51:21.076
7	48.244	+0.190	15:52:09.320
8	48.220	+0.166	15:52:57.540
9	48.319	+0.265	15:53:45.859
10	48.393	+0.339	15:54:34.252
11	48.268	+0.214	15:55:22.520

Runde	Rundenzeit	Diff.	Tageszeit
12	48.194	+0.140	15:56:10.714
13	48.528	+0.474	15:56:59.242
14	48.423	+0.369	15:57:47.665

(613) Glen Daniel

1	50.989	+2.595	15:47:19.603
2	49.347	+0.953	15:48:08.950
3	48.649	+0.255	15:48:57.599
4	48.638	+0.244	15:49:46.237
5	48.471	+0.077	15:50:34.708
6	<b>48.394</b>		15:51:23.102
7	48.469	+0.075	15:52:11.571
8	48.510	+0.116	15:53:00.081
9	48.613	+0.219	15:53:48.694
10	49.671	+1.277	15:54:38.365
11	48.787	+0.393	15:55:27.152
12	48.608	+0.214	15:56:15.760
13	48.837	+0.443	15:57:04.597
14	49.637	+1.243	15:57:54.234

(611) Laurenz Brück

1	51.508	+2.649	15:47:20.338
2	48.928	+0.069	15:48:09.266
3	49.147	+0.288	15:48:58.413
4	48.877	+0.018	15:49:47.290
5	48.872	+0.013	15:50:36.162
6	<b>48.859</b>		15:51:25.021
7	49.198	+0.339	15:52:14.219
8	49.283	+0.424	15:53:03.502
9	49.869	+1.010	15:53:53.371
10	49.105	+0.246	15:54:42.476
11	48.954	+0.095	15:55:31.430
12	51.461	+2.602	15:56:22.891
13	49.234	+0.375	15:57:12.125
14	49.133	+0.274	15:58:01.258

(34) Alexander von der Heide

1	50.731	+1.928	15:47:19.300
2	49.750	+0.947	15:48:09.050
3	49.127	+0.324	15:48:58.177
4	<b>48.803</b>		15:49:46.980
5	49.410	+0.607	15:50:36.390
6	49.411	+0.608	15:51:25.801
7	48.828	+0.025	15:52:14.629
8	50.168	+1.365	15:53:04.797
9	49.286	+0.483	15:53:54.083
10	49.418	+0.615	15:54:43.501
11	49.023	+0.220	15:55:32.524
12	50.417	+1.614	15:56:22.941
13	49.263	+0.460	15:57:12.204
14	49.252	+0.449	15:58:01.456

(32) Philipp Belgraver

1	51.126	+3.240	15:46:58.439
2	53.500	+5.614	15:47:51.939
3	50.894	+3.008	15:48:42.833
4	49.946	+2.060	15:49:32.779
5	48.124	+0.238	15:50:20.903
6	50.376	+2.490	15:51:11.279
7	49.545	+1.659	15:52:00.824
8	58.858	+10.972	15:52:59.682
9	59.371	+11.485	15:53:59.053
10	48.538	+0.652	15:54:47.591
11	48.518	+0.632	15:55:36.109
12	<b>47.886</b>		15:56:23.995
13	48.542	+0.656	15:57:12.537

Runde	Rundenzeit	Diff.	Tageszeit
14	49.333	+1.447	15:58:01.870

(71) Oliver Kluge

1	51.732	+2.859	15:47:20.684
2	49.097	+0.224	15:48:09.781
3	48.948	+0.075	15:48:58.729
4	49.136	+0.263	15:49:47.865
5	<b>48.873</b>		15:50:36.738
6	49.506	+0.633	15:51:26.244
7	48.960	+0.087	15:52:15.204
8	1:02.669	+13.796	15:53:17.873
9	50.658	+1.785	15:54:08.531
10	51.327	+2.454	15:54:59.858
11	49.582	+0.709	15:55:49.440
12	50.622	+1.749	15:56:40.062
13	50.772	+1.899	15:57:30.834
14	49.667	+0.794	15:58:20.501

(33) Cathelijne Evers

1	52.254	+1.500	15:47:21.717
2	50.822	+0.068	15:48:12.539
3	<b>50.754</b>		15:49:03.293
4	51.322	+0.568	15:49:54.615
5	52.336	+1.582	15:50:46.951
6	1:00.265	+9.511	15:51:47.216

(14) Niklas Gränz

1	49.371	+1.526	15:46:55.721
2	<b>47.845</b>		15:47:43.566
3	48.308	+0.463	15:48:31.874

Zeitnahmekommissar & Auswertung: Monika Riehmers [www.camp-company.de](http://www.camp-company.de)

Orbits

Rennleiter: Reinhard Tropp

Rennsekretär: Petra Fuchsberger

Aushang:

Uhr Reg-Nr.: KC 23/11

Unterschrift RL:

Unterschrift ZK:

[www.mylaps.com](http://www.mylaps.com)

Lizenziert für Camp Company GmbH

Gedruckt: 31.07.2011 16:02:25

Seite 2/2