

## ADAC Kart Bundesendlauf 2011

ADAC World Formular

Wackersdorf 1,275 Km

Freies Training

01.10.2011 08:40

Practice started at 8:40:10

Pos.	Nr.	Name	Wohnort	Region	Fabrikat	Bewerber/Sponsor	Rnd.	Beste Zeit	Diff.	km/h	In Rd.
1	326	Paul Voegeding	Walzbachtal	SAKC	Birel / Briggs&S		11	58.659		78,249	9
2	314	Lukas Korbela	Lippborg	WAKC	Zanardi/Briggs&S	Andreas Henke	15	58.846	0.187	78,000	9
3	317	Tom Kleingries	Dorsten	WAKC	PCR/ Briggs&Sti	Beule Kart Racing Team	14	58.993	0.334	77,806	14
4	312	Steffen Rump	Lünen	WAKC	PCR/ Briggs&Sti	MSC Bork	14	59.196	0.537	77,539	12
5	321	Marvin Heller	Hünfeld	WAKC	PCR/ Briggs&Sti	ADAC Hessen-Thüringen	14	59.237	0.578	77,485	9
6	315	Julien Trautmann	Greimerath	WAKC	Top-Kart/Briggs	Barzen Schmierstoffe Oilshoj	14	59.259	0.600	77,457	12
7	301	Emil Sawan-Montag	Berlin	NAKC	Gillard/ Briggs&S	SAM Racing	14	59.280	0.621	77,429	9
8	313	Johannes Gumbrecht	München	SAKC	Intrepid/Briggsi	MC Waldkraiburg	14	59.282	0.623	77,427	10
9	306	Jessica Pfeiffer	Korbach-Rhena	WAKC	Zanardi/Briggs&S	SRT	14	59.289	0.630	77,417	9
10	328	Henrik Flatz	Geesthacht	NAKC	Mach 1/Briggs&S	ADAC Team Hansa	14	59.476	0.817	77,174	8
11	327	Jessica Menze	Wuppertal	WAKC	PCR/ Briggs&Sti		14	59.507	0.848	77,134	13
12	310	Niklas Kry	Brilon	WAKC	Corsa/Briggs&S	CV-Racing	14	59.522	0.863	77,114	13
13	309	Jannik Korte	Wetter	WAKC	Zanardi/Briggs&S	Beule Kart Racing Team	14	59.528	0.869	77,107	11
14	320	Valentin Jenkner	Salzgitter	OAKC	Mach1/B&S	LIQUI MOLY Jenkner racingt	14	59.535	0.876	77,098	8
15	316	Patrick Lipinski	Lüdenscheid	WAKC	Zanardi/ Briggs&S	Beule Kart Racing Team	14	59.559	0.900	77,066	6
16	318	André Kern	Anröchte	WAKC	PCR/ Briggs&Sti		14	59.657	0.998	76,940	11
17	323	Stefan Hock	Flensburg	NAKC	Mach 1/Briggs&S	Kartschmiede.de	13	59.675	1.016	76,917	13
18	307	Oliver Wendland	Schwedt/O.	NAKC	Top-Kart/Briggs	MSG Eberswalde	14	59.696	1.037	76,890	8
19	311	Christin Scherf	Gelsenkirchen	WAKC	PCR/ Briggs&Sti	Beule Kart Racing Team	14	59.789	1.130	76,770	10
20	305	Marvin Trinh	Eschborn	WAKC	PCR/ Briggs&Sti	ADAC Hessen-Thüringen	14	59.824	1.165	76,725	13
21	322	Justin Kerkhoff	Oberhausen	WAKC	PCR/ Briggs&Sti	Beule Kart Racing Team	14	59.900	1.241	76,628	14
22	302	Julian Looschen	Grafrath	SAKC	Birel / Briggs&S		14	59.963	1.304	76,547	13
23	308	Eugen Weisbecker	Soest	WAKC	Wild-Kart/Brigg	MSC Soester Börde	14	1:00.004	1.345	76,495	8
24	325	Fabian Ferres	Bergweiler	NAKC	Top-Kart/Briggs	Auto Ferres	14	1:00.112	1.453	76,357	11
25	329	Max Bochnig	Geesthacht	NAKC	Mach 1/Briggs&S	ADAC Team Hansa	13	1:00.114	1.455	76,355	12
26	303	Malte Bräuer	Lasbek	NAKC	Mach 1/Briggs&S	ADAC Team Hansa	14	1:00.285	1.626	76,138	12
27	324	Jan Lingelbach	Bad Wildungen	WAKC	PCR/ Briggs&Sti	No-Limit	14	1:00.603	1.944	75,739	11
28	304	Laura Jebe	Schleswig	NAKC	Mach 1/Briggs&S	Kartschmiede Sörup	12	1:01.008	2.349	75,236	6

Zeitnahmekommissar &amp; Auswertung: Monika Riehmers

Orbits

Rennleiter: Andreas Hörenz

Rennsekretär: Nicole Talkenberg

Aushang:

Uhr Reg-Nr.:07-09/2011

Unterschrift RL:

Unterschrift ZK:



www.mylaps.com

Licensed to: Motorsport Events



## ADAC Kart Bundesendlauf 2011

ADAC World Formular

Wackersdorf 1,275 Km

Freies Training

01.10.2011 08:40

Practice started at 8:40:10

Runde	Rundenzeit	Diff.	Tageszeit
<b>(326) Paul Voegeding</b>			
1	1:01.975	+3.316	8:42:18.021
2	1:00.316	+1.657	8:43:18.337
3	1:00.125	+1.466	8:44:18.462
4	59.384	+0.725	8:45:17.846
5	59.394	+0.735	8:46:17.240
6	59.996	+1.337	8:47:17.236
7	59.876	+1.217	8:48:17.112
8	59.512	+0.853	8:49:16.624
9	<b>58.659</b>		8:50:15.283
10	59.928	+1.269	8:51:15.211
11	1:01.961	+3.302	8:52:17.172

Runde	Rundenzeit	Diff.	Tageszeit
<b>(314) Lukas Korbela</b>			
1	1:01.910	+3.064	8:42:17.367
2	1:00.509	+1.663	8:43:17.876
3	59.950	+1.104	8:44:17.826
4	59.475	+0.629	8:45:17.301
5	59.420	+0.574	8:46:16.721
6	1:00.786	+1.940	8:47:17.507
7	59.341	+0.495	8:48:16.848
8	59.361	+0.515	8:49:16.209
9	<b>58.846</b>		8:50:15.055
10	1:00.752	+1.906	8:51:15.807
11	1:00.494	+1.648	8:52:16.301
12	59.275	+0.429	8:53:15.576
13	59.172	+0.326	8:54:14.748
14	59.328	+0.482	8:55:14.076
15	1:04.500	+5.654	8:56:18.576

Runde	Rundenzeit	Diff.	Tageszeit
<b>(317) Tom Kleingries</b>			
1	1:02.591	+3.598	8:42:25.327
2	1:02.005	+3.012	8:43:27.332
3	1:01.331	+2.338	8:44:28.663
4	1:00.060	+1.067	8:45:28.723
5	59.547	+0.554	8:46:28.270
6	59.975	+0.982	8:47:28.245
7	59.593	+0.600	8:48:27.838
8	59.633	+0.640	8:49:27.471
9	59.538	+0.545	8:50:27.009
10	59.147	+0.154	8:51:26.156
11	59.460	+0.467	8:52:25.616
12	59.342	+0.349	8:53:24.958
13	59.201	+0.208	8:54:24.159
14	<b>58.993</b>		8:55:23.152

Runde	Rundenzeit	Diff.	Tageszeit
<b>(312) Steffen Rump</b>			
1	1:23.089	+23.893	8:42:44.992
2	1:01.106	+1.910	8:43:46.098
3	1:01.125	+1.929	8:44:47.223
4	1:00.416	+1.220	8:45:47.639
5	59.736	+0.540	8:46:47.375
6	59.866	+0.670	8:47:47.241
7	59.906	+0.710	8:48:47.147
8	59.832	+0.636	8:49:46.979
9	59.443	+0.247	8:50:46.422
10	59.483	+0.287	8:51:45.905
11	59.236	+0.040	8:52:45.141
12	<b>59.196</b>		8:53:44.337
13	59.260	+0.064	8:54:43.597
14	1:00.518	+1.322	8:55:44.115

Runde	Rundenzeit	Diff.	Tageszeit
<b>(321) Marvin Heller</b>			
1	1:02.307	+3.070	8:42:18.550
2	1:00.600	+1.363	8:43:19.150

Runde	Rundenzeit	Diff.	Tageszeit
3	1:00.440	+1.203	8:44:19.590
4	59.767	+0.530	8:45:19.357
5	1:00.857	+1.620	8:46:20.214
6	59.640	+0.403	8:47:19.854
7	59.615	+0.378	8:48:19.469
8	59.567	+0.330	8:49:19.036
9	<b>59.237</b>		8:50:18.273
10	59.415	+0.178	8:51:17.688
11	1:00.008	+0.771	8:52:17.696
12	59.974	+0.737	8:53:17.670
13	59.678	+0.441	8:54:17.348
14	1:00.543	+1.306	8:55:17.891

Runde	Rundenzeit	Diff.	Tageszeit
<b>(315) Julien Trautmann</b>			
1	1:02.091	+2.832	8:42:36.123
2	1:00.853	+1.594	8:43:36.976
3	59.964	+0.705	8:44:36.940
4	1:09.077	+9.818	8:45:46.017
5	59.848	+0.589	8:46:45.865
6	1:00.164	+0.905	8:47:46.029
7	59.600	+0.341	8:48:45.629
8	59.287	+0.028	8:49:44.916
9	59.721	+0.462	8:50:44.637
10	59.470	+0.211	8:51:44.107
11	59.471	+0.212	8:52:43.578
12	<b>59.259</b>		8:53:42.837
13	1:00.120	+0.861	8:54:42.957
14	1:00.525	+1.266	8:55:43.482

Runde	Rundenzeit	Diff.	Tageszeit
<b>(301) Emil Sawan-Montag</b>			
1	1:01.381	+2.101	8:42:17.319
2	1:00.793	+1.513	8:43:18.112
3	1:02.358	+3.078	8:44:20.470
4	59.788	+0.508	8:45:20.258
5	59.772	+0.492	8:46:20.030
6	59.746	+0.466	8:47:19.776
7	59.613	+0.333	8:48:19.389
8	59.514	+0.234	8:49:18.903
9	<b>59.280</b>		8:50:18.183
10	59.404	+0.124	8:51:17.587
11	1:00.257	+0.977	8:52:17.844
12	1:01.944	+2.664	8:53:19.788
13	1:42.966	+43.686	8:55:02.754
14	1:02.862	+3.582	8:56:05.616

Runde	Rundenzeit	Diff.	Tageszeit
<b>(313) Johannes Gumbrecht</b>			
1	1:02.455	+3.173	8:42:21.105
2	1:02.264	+2.982	8:43:23.369
3	1:00.348	+1.066	8:44:23.717
4	1:00.593	+1.311	8:45:24.310
5	1:00.121	+0.839	8:46:24.431
6	59.738	+0.456	8:47:24.169
7	59.579	+0.297	8:48:23.748
8	59.460	+0.178	8:49:23.208
9	59.486	+0.204	8:50:22.694
10	<b>59.282</b>		8:51:21.976
11	1:01.814	+2.532	8:52:23.790
12	1:00.045	+0.763	8:53:23.835
13	59.528	+0.246	8:54:23.363
14	59.528	+0.246	8:55:22.891

Runde	Rundenzeit	Diff.	Tageszeit
<b>(306) Jessica Pfeiffer</b>			
1	1:02.430	+3.141	8:42:21.379
2	1:01.442	+2.153	8:43:22.821
3	1:00.484	+1.195	8:44:23.305
4	59.978	+0.689	8:45:23.283

Runde	Rundenzeit	Diff.	Tageszeit
5	1:00.003	+0.714	8:46:23.286
6	59.945	+0.656	8:47:23.231
7	59.911	+0.622	8:48:23.142
8	59.689	+0.400	8:49:22.831
9	<b>59.289</b>		8:50:22.120
10	59.490	+0.201	8:51:21.610
11	59.500	+0.211	8:52:21.110
12	59.851	+0.562	8:53:20.961
13	59.799	+0.510	8:54:20.760
14	59.391	+0.102	8:55:20.151

Runde	Rundenzeit	Diff.	Tageszeit
<b>(328) Henrik Flatz</b>			
1	1:02.407	+2.931	8:42:36.021
2	1:01.251	+1.775	8:43:37.272
3	59.832	+0.356	8:44:37.104
4	1:03.317	+3.841	8:45:40.421
5	1:00.151	+0.675	8:46:40.572
6	59.725	+0.249	8:47:40.297
7	59.635	+0.159	8:48:39.932
8	<b>59.476</b>		8:49:39.408
9	59.829	+0.353	8:50:39.237
10	1:00.802	+1.326	8:51:40.039
11	1:00.340	+0.864	8:52:40.379
12	59.774	+0.298	8:53:40.153
13	59.970	+0.494	8:54:40.123
14	1:01.287	+1.811	8:55:41.410

Runde	Rundenzeit	Diff.	Tageszeit
<b>(327) Jessica Menze</b>			
1	1:02.865	+3.358	8:42:53.436
2	1:00.930	+1.423	8:43:54.366
3	1:00.422	+0.915	8:44:54.788
4	1:00.588	+1.081	8:45:55.376
5	1:00.261	+0.754	8:46:55.637
6	1:00.059	+0.552	8:47:55.696
7	59.966	+0.459	8:48:55.662
8	59.734	+0.227	8:49:55.396
9	59.751	+0.244	8:50:55.147
10	59.890	+0.383	8:51:55.037
11	59.648	+0.141	8:52:54.685
12	59.822	+0.315	8:53:54.507
13	<b>59.507</b>		8:54:54.014
14	59.705	+0.198	8:55:53.719

Runde	Rundenzeit	Diff.	Tageszeit
<b>(310) Niklas Kry</b>			
1	1:03.457	+3.935	8:42:36.829
2	1:00.628	+1.106	8:43:37.457
3	59.753	+0.231	8:44:37.210
4	1:01.831	+2.309	8:45:39.041
5	1:00.700	+1.178	8:46:39.741
6	59.832	+0.310	8:47:39.573
7	1:00.639	+1.117	8:48:40.212
8	59.669	+0.147	8:49:39.881
9	1:00.968	+1.446	8:50:40.849
10	59.689	+0.167	8:51:40.538
11	1:00.433	+0.911	8:52:40.971
12	1:00.724	+1.202	8:53:41.695
13	<b>59.522</b>		8:54:41.217
14	1:01.777	+2.255	8:55:42.994

Runde	Rundenzeit	Diff.	Tageszeit
<b>(309) Jannik Korte</b>			
1	1:01.783	+2.255	8:42:26.143
2	1:01.439	+1.911	8:43:27.582
3	1:01.086	+1.558	8:44:28.668
4	1:00.647	+1.119	8:45:29.315
5	59.820	+0.292	8:46:29.135
6	59.819	+0.291	8:47:28.954

Zeitnahmekommissar &amp; Auswertung: Monika Riehmers

Orbits

Rennleiter: Andreas Hörenz

Rennsekretär: Nicole Talkenberg

Aushang:

Uhr Reg-Nr.:07-09/2011

Unterschrift RL:

Unterschrift ZK:



www.mylaps.com

Licensed to: Motorsport Events

# ADAC Kart Bundesendlauf 2011

ADAC World Formular

Wackersdorf 1,275 Km

Freies Training

01.10.2011 08:40

Practice started at 8:40:10

Runde	Rundenzeit	Diff.	Tageszeit
7	59.825	+0.297	8:48:28.779
8	1:00.408	+0.880	8:49:29.187
9	59.563	+0.035	8:50:28.750
10	59.788	+0.260	8:51:28.538
11	<b>59.528</b>		8:52:28.066
12	59.997	+0.469	8:53:28.063
13	59.722	+0.194	8:54:27.785
14	59.605	+0.077	8:55:27.390

(320) Valentin Jenkner

1	1:01.840	+2.305	8:42:34.600
2	1:00.937	+1.402	8:43:35.537
3	1:00.430	+0.895	8:44:35.967
4	1:00.290	+0.755	8:45:36.257
5	1:02.643	+3.108	8:46:38.900
6	59.558	+0.023	8:47:38.458
7	59.839	+0.304	8:48:38.297
8	<b>59.535</b>		8:49:37.832
9	59.984	+0.449	8:50:37.816
10	1:01.147	+1.612	8:51:38.963
11	59.998	+0.463	8:52:38.961
12	1:00.795	+1.260	8:53:39.756
13	1:00.241	+0.706	8:54:39.997
14	1:00.952	+1.417	8:55:40.949

(316) Patrick Lipinski

1	1:02.268	+2.709	8:42:38.380
2	1:00.176	+0.617	8:43:38.556
3	59.739	+0.180	8:44:38.295
4	1:00.245	+0.686	8:45:38.540
5	1:00.219	+0.660	8:46:38.759
6	<b>59.559</b>		8:47:38.318
7	1:00.334	+0.775	8:48:38.652
8	59.632	+0.073	8:49:38.284
9	1:00.278	+0.719	8:50:38.562
10	1:00.781	+1.222	8:51:39.343
11	1:00.676	+1.117	8:52:40.019
12	1:00.429	+0.870	8:53:40.448
13	1:00.379	+0.820	8:54:40.827
14	1:01.652	+2.093	8:55:42.479

(318) André Kern

1	1:03.118	+3.461	8:42:41.622
2	1:01.198	+1.541	8:43:42.820
3	1:05.241	+5.584	8:44:48.061
4	1:01.229	+1.572	8:45:49.290
5	1:00.909	+1.252	8:46:50.199
6	1:00.406	+0.749	8:47:50.605
7	1:00.373	+0.716	8:48:50.978
8	1:00.273	+0.616	8:49:51.251
9	1:00.175	+0.518	8:50:51.426
10	1:00.009	+0.352	8:51:51.435
11	<b>59.657</b>		8:52:51.092
12	59.813	+0.156	8:53:50.905
13	59.834	+0.177	8:54:50.739
14	1:03.419	+3.762	8:55:54.158

(323) Stefan Hock

1	1:02.290	+2.615	8:44:00.487
2	1:00.893	+1.218	8:45:01.380
3	1:01.024	+1.349	8:46:02.404
4	1:00.519	+0.844	8:47:02.923
5	1:00.101	+0.426	8:48:03.024
6	1:00.407	+0.732	8:49:03.431
7	59.992	+0.317	8:50:03.423
8	1:00.132	+0.457	8:51:03.555

Runde	Rundenzeit	Diff.	Tageszeit
9	1:00.346	+0.671	8:52:03.901
10	1:00.587	+0.912	8:53:04.488
11	59.852	+0.177	8:54:04.340
12	59.768	+0.093	8:55:04.108
13	<b>59.675</b>		8:56:03.783

(307) Oliver Wendland

1	1:05.467	+5.771	8:42:28.747
2	1:01.267	+1.571	8:43:30.014
3	1:00.734	+1.038	8:44:30.748
4	1:00.051	+0.355	8:45:30.799
5	1:03.087	+3.391	8:46:33.886
6	1:00.257	+0.561	8:47:34.143
7	1:03.186	+3.490	8:48:37.329
8	<b>59.696</b>		8:49:37.025
9	1:00.796	+1.100	8:50:37.821
10	1:03.527	+3.831	8:51:41.348
11	1:00.186	+0.490	8:52:41.534
12	1:01.851	+2.155	8:53:43.385
13	59.890	+0.194	8:54:43.275
14	1:02.961	+3.265	8:55:46.236

(311) Christin Scherf

1	1:03.273	+3.484	8:42:39.867
2	1:01.184	+1.395	8:43:41.051
3	1:01.072	+1.283	8:44:42.123
4	1:01.058	+1.269	8:45:43.181
5	1:00.695	+0.906	8:46:43.876
6	1:00.269	+0.480	8:47:44.145
7	1:00.278	+0.489	8:48:44.423
8	1:00.357	+0.568	8:49:44.780
9	1:00.291	+0.502	8:50:45.071
10	<b>59.789</b>		8:51:44.860
11	59.795	+0.006	8:52:44.655
12	1:00.456	+0.667	8:53:45.111
13	59.844	+0.055	8:54:44.955
14	1:03.479	+3.690	8:55:48.434

(305) Marvin Trinh

1	1:47.046	+47.222	8:43:06.377
2	1:02.132	+2.308	8:44:08.509
3	1:01.012	+1.188	8:45:09.521
4	1:00.912	+1.088	8:46:10.433
5	1:00.572	+0.748	8:47:11.005
6	1:00.867	+1.043	8:48:11.872
7	1:00.477	+0.653	8:49:12.349
8	1:00.380	+0.556	8:50:12.729
9	1:03.807	+3.983	8:51:16.536
10	1:00.807	+0.983	8:52:17.343
11	59.898	+0.074	8:53:17.241
12	1:00.438	+0.614	8:54:17.679
13	<b>59.824</b>		8:55:17.503
14	1:05.844	+6.020	8:56:23.347

(322) Justin Kerkhoff

1	1:03.815	+3.915	8:42:22.361
2	1:01.812	+1.912	8:43:24.173
3	1:01.112	+1.212	8:44:25.285
4	1:01.682	+1.782	8:45:26.967
5	1:00.578	+0.678	8:46:27.545
6	1:00.869	+0.969	8:47:28.414
7	1:00.158	+0.258	8:48:28.572
8	1:01.240	+1.340	8:49:29.812
9	1:00.930	+1.030	8:50:30.742
10	1:01.043	+1.143	8:51:31.785
11	1:00.796	+0.896	8:52:32.581

Runde	Rundenzeit	Diff.	Tageszeit
12	1:00.685	+0.785	8:53:33.266
13	1:00.327	+0.427	8:54:33.593
14	<b>59.900</b>		8:55:33.493

(302) Julian Looschen

1	1:03.323	+3.360	8:42:28.948
2	1:01.592	+1.629	8:43:30.540
3	1:00.352	+0.389	8:44:30.892
4	1:00.273	+0.310	8:45:31.165
5	1:00.992	+1.029	8:46:32.157
6	1:01.659	+1.696	8:47:33.816
7	1:01.555	+1.592	8:48:35.371
8	1:00.911	+0.948	8:49:36.282
9	1:12.403	+12.440	8:50:48.685
10	1:00.386	+0.423	8:51:49.071
11	1:00.320	+0.357	8:52:49.391
12	1:00.140	+0.177	8:53:49.531
13	<b>59.963</b>		8:54:49.494
14	1:01.752	+1.789	8:55:51.246

(308) Eugen Weisbecker

1	1:03.283	+3.279	8:42:25.080
2	1:02.809	+2.805	8:43:27.889
3	1:01.713	+1.709	8:44:29.602
4	1:01.079	+1.075	8:45:30.681
5	1:05.310	+5.306	8:46:35.991
6	1:00.568	+0.564	8:47:36.559
7	1:00.972	+0.968	8:48:37.531
8	<b>1:00.004</b>		8:49:37.535
9	1:00.628	+0.624	8:50:38.163
10	1:02.227	+2.223	8:51:40.390
11	1:00.452	+0.448	8:52:40.842
12	1:00.966	+0.962	8:53:41.808
13	1:01.248	+1.244	8:54:43.056
14	1:02.466	+2.462	8:55:45.522

(325) Fabian Ferres

1	1:03.076	+2.964	8:42:33.295
2	1:05.132	+5.020	8:43:38.427
3	1:02.124	+2.012	8:44:40.551
4	1:01.702	+1.590	8:45:42.253
5	1:04.287	+4.175	8:46:46.540
6	1:01.149	+1.037	8:47:47.689
7	1:00.531	+0.419	8:48:48.220
8	1:00.310	+0.198	8:49:48.530
9	1:00.655	+0.543	8:50:49.185
10	1:01.124	+1.012	8:51:50.309
11	<b>1:00.112</b>		8:52:50.421
12	1:00.734	+0.622	8:53:51.155
13	1:00.457	+0.345	8:54:51.612
14	1:03.220	+3.108	8:55:54.832

(329) Max Bochnig

1	1:01.816	+1.702	8:42:45.884
2	1:00.483	+0.369	8:43:46.367
3	1:01.086	+0.972	8:44:47.453
4	1:01.895	+1.781	8:45:49.348
5	1:28.948	+28.834	8:47:18.296
6	1:02.448	+2.334	8:48:20.744
7	1:00.832	+0.718	8:49:21.576
8	1:03.605	+3.491	8:50:25.181
9	1:01.855	+1.741	8:51:27.036
10	1:01.796	+1.682	8:52:28.832
11	1:00.168	+0.054	8:53:29.000
12	<b>1:00.114</b>		8:54:29.114
13	1:00.224	+0.110	8:55:29.338

Zeitnahmekommissar & Auswertung: Monika Riehmers

Orbits

Rennleiter: Andreas Hörenz

Rennsekretär: Nicole Talkenberg

Aushang:

Uhr Reg-Nr.:07-09/2011

Unterschrift RL:

Unterschrift ZK:

www.mylaps.com

Licensed to: Motorsport Events

## ADAC Kart Bundesendlauf 2011

ADAC World Formular

Wackersdorf 1,275 Km

Freies Training

01.10.2011 08:40

Practice started at 8:40:10

Runde	Rundenzeit	Diff.	Tageszeit
<b>(303) Malte Bräuer</b>			
1	1:03.514	+3.229	8:42:38.969
2	1:01.832	+1.547	8:43:40.801
3	1:01.223	+0.938	8:44:42.024
4	1:02.045	+1.760	8:45:44.069
5	1:01.251	+0.966	8:46:45.320
6	1:01.423	+1.138	8:47:46.743
7	1:01.017	+0.732	8:48:47.760
8	1:00.630	+0.345	8:49:48.390
9	1:00.706	+0.421	8:50:49.096
10	1:00.470	+0.185	8:51:49.566
11	1:00.411	+0.126	8:52:49.977
12	<b>1:00.285</b>		8:53:50.262
13	1:00.848	+0.563	8:54:51.110
14	1:01.936	+1.651	8:55:53.046

Runde	Rundenzeit	Diff.	Tageszeit
<b>(324) Jan Lingelbach</b>			
1	1:03.445	+2.842	8:42:24.968
2	1:02.085	+1.482	8:43:27.053
3	1:02.052	+1.449	8:44:29.105
4	1:01.390	+0.787	8:45:30.495
5	1:01.513	+0.910	8:46:32.008
6	1:01.712	+1.109	8:47:33.720
7	1:01.548	+0.945	8:48:35.268
8	1:00.875	+0.272	8:49:36.143
9	1:01.132	+0.529	8:50:37.275
10	1:00.786	+0.183	8:51:38.061
11	<b>1:00.603</b>		8:52:38.664
12	1:00.691	+0.088	8:53:39.355
13	1:01.428	+0.825	8:54:40.783
14	1:02.598	+1.995	8:55:43.381

Runde	Rundenzeit	Diff.	Tageszeit
<b>(304) Laura Jebe</b>			
1	1:02.880	+1.872	8:44:04.630
2	1:02.333	+1.325	8:45:06.963
3	1:01.925	+0.917	8:46:08.888
4	1:01.516	+0.508	8:47:10.404
5	1:01.888	+0.880	8:48:12.292
6	<b>1:01.008</b>		8:49:13.300
7	1:01.217	+0.209	8:50:14.517
8	1:01.845	+0.837	8:51:16.362
9	1:02.029	+1.021	8:52:18.391
10	1:01.050	+0.042	8:53:19.441
11	1:01.659	+0.651	8:54:21.100
12	1:03.597	+2.589	8:55:24.697



## ADAC Kart Bundesendlauf 2011

ADAC World Formular

Wackersdorf 1,275 Km

Zeittraining

01.10.2011 12:00

Qualifying started at 12:00:00

Pos.	Nr.	Name	Wohnort	Region	Fabrikat	Bewerber/Sponsor	Rnd.	Beste Zeit	Diff.	km/h	In Rd.
1	326	Paul Voegeding	Walzbachtal	SAKC	Birel / Briggs&Stratt	ADAC Nordbaden	10	57.860		79,329	7
2	314	Lukas Korbela	Lippborg	WAKC	Zanardi/Briggs&Stra	Andreas Henke	9	58.079	0.219	79,030	5
3	317	Tom Kleingries	Dorsten	WAKC	PCR/ Briggs&Stratto	Beule Kart Racing Team	8	58.090	0.230	79,015	5
4	319	Andreas Kilian	Walhausen	WAKC	PCR/ Briggs&Stratto		10	58.145	0.285	78,941	9
5	310	Niklas Kry	Brilon	WAKC	Corsa/Briggs&Stratt	CV-Racing	10	58.190	0.330	78,880	9
6	313	Johannes Gumbrecht	München	SAKC	Intrepid/Briggs&Str	MC Waldkraiburg	9	58.251	0.391	78,797	6
7	315	Julien Trautmann	Greimerath	WAKC	Top-Kart/Briggs&Str	Barzen Schmierstoffe Oilsho	9	58.256	0.396	78,790	7
8	321	Marvin Heller	Hünfeld	WAKC	PCR/ Briggs&Stratto	ADAC Hessen-Thüringen	10	58.275	0.415	78,764	9
9	328	Henrik Flatz	Geesthacht	NAKC	Mach 1/Briggs&Stra	ADAC Team Hansa	10	58.287	0.427	78,748	10
10	301	Emil Sawan-Montag	Berlin	NAKC	Gillard/ Briggs&Stra	SAM Racing	9	58.511	0.651	78,447	9
11	307	Oliver Wendland	Schwedt/O.	NAKC	Top-Kart/Briggs&Str	MSG Eberswalde	9	58.552	0.692	78,392	2
12	316	Patrick Lipinski	Lüdenscheid	WAKC	Zanardi/ Briggs&Str	Beule Kart Racing Team	9	58.562	0.702	78,378	9
13	306	Jessica Pfeiffer	Korbach-Rhena	WAKC	Zanardi/Briggs&Stra	SRT	9	58.653	0.793	78,257	6
14	320	Valentin Jenkner	Salzgitter	OAKC	Mach1/B&S	LIQUI MOLY Jenkner racingt	9	58.691	0.831	78,206	9
15	305	Marvin Trinh	Eschborn	WAKC	PCR/ Briggs&Stratto	ADAC Hessen-Thüringen	10	58.722	0.862	78,165	6
16	318	André Kern	Anröchte	WAKC	PCR/ Briggs&Stratto		9	58.768	0.908	78,104	9
17	325	Fabian Ferres	Bergweiler	NAKC	Top-Kart/Briggs&Str	Auto Ferres	10	58.771	0.911	78,100	10
18	327	Jessica Menze	Wuppertal	WAKC	PCR/ Briggs&Stratto		9	58.819	0.959	78,036	5
19	324	Jan Lingelbach	Bad Wildungen	WAKC	PCR/ Briggs&Stratto	No-Limit	9	58.842	0.982	78,006	9
20	323	Stefan Hock	Flensburg	NAKC	Mach 1/Briggs&Stra	Kartschmiede.de	9	58.886	1.026	77,947	8
21	309	Jannik Korte	Wetter	WAKC	Zanardi/Briggs&Stra	Beule Kart Racing Team	9	58.952	1.092	77,860	5
22	308	Eugen Weisbecker	Soest	WAKC	Wild-Kart/Briggs&St	MSC Soester Börde	10	58.977	1.117	77,827	7
23	322	Justin Kerkhoff	Oberhausen	WAKC	PCR/ Briggs&Stratto	Beule Kart Racing Team	9	59.034	1.174	77,752	6
24	311	Christin Scherf	Gelsenkirchen	WAKC	PCR/ Briggs&Stratto	Beule Kart Racing Team	9	59.035	1.175	77,750	5
25	302	Julian Looschen	Grafath	SAKC	Birel / Briggs&Stratt		2	59.126	1.266	77,631	2
26	312	Steffen Rump	Lünen	WAKC	PCR/ Briggs&Stratto	MSC Bork	1	59.178	1.318	77,563	1
27	330	Maira Müller	Wunstorf	NAKC	Mach 1/Briggs&Stra	RFG Hamburg	9	59.384	1.524	77,294	4
28	304	Laura Jebe	Schleswig	NAKC	Mach 1/Briggs&Stra	Kartschmiede Sorup	9	59.488	1.628	77,158	6
29	329	Max Bochnig	Geesthacht	NAKC	Mach 1/Briggs&Stra	ADAC Team Hansa	9	59.506	1.646	77,135	9
30	303	Malte Bräuer	Lasbek	NAKC	Mach 1/Briggs&Stra	ADAC Team Hansa	9	59.521	1.661	77,116	9

## Announcements

Ergebnis vorbehaltlich technischer Nachuntersuchung

Zeitnahmekommissar &amp; Auswertung: Monika Riehmers

Orbits

Rennleiter: Andreas Hörenz

Rennsekretär: Nicole Talkenberg

Aushang:

Uhr Reg-Nr.:07-09/2011

Unterschrift RL:

Unterschrift ZK:

www.mylaps.com

Licensed to: Motorsport Events







## ADAC Kart Bundesendlauf 2011

ADAC World Formular

Wackersdorf 1,275 Km

Zeittraining

01.10.2011 12:00

Qualifying started at 12:00:00

Runde	Rundenzeit	Diff.	Tageszeit
<b>(326) Paul Voegeding</b>			
1	58.830	+0.970	12:02:02.016
2	59.836	+1.976	12:03:01.852
3	59.819	+1.959	12:04:01.671
4	1:00.488	+2.628	12:05:02.159
5	58.103	+0.243	12:06:00.262
6	57.896	+0.036	12:06:58.158
7	<b>57.860</b>		12:07:56.018
8	58.043	+0.183	12:08:54.061
9	57.904	+0.044	12:09:51.965
10	57.930	+0.070	12:10:49.895

Runde	Rundenzeit	Diff.	Tageszeit
<b>(314) Lukas Korbela</b>			
1	58.884	+0.805	12:02:13.734
2	58.646	+0.567	12:03:12.380
3	1:05.141	+7.062	12:04:17.521
4	58.717	+0.638	12:05:16.238
5	<b>58.079</b>		12:06:14.317
6	58.273	+0.194	12:07:12.590
7	58.605	+0.526	12:08:11.195
8	58.311	+0.232	12:09:09.506
9	59.170	+1.091	12:10:08.676

Runde	Rundenzeit	Diff.	Tageszeit
<b>(317) Tom Kleingries</b>			
1	59.495	+1.405	12:03:25.243
2	58.942	+0.852	12:04:24.185
3	58.690	+0.600	12:05:22.875
4	58.450	+0.360	12:06:21.325
5	<b>58.090</b>		12:07:19.415
6	58.880	+0.790	12:08:18.295
7	59.048	+0.958	12:09:17.343
8	58.295	+0.205	12:10:15.638

Runde	Rundenzeit	Diff.	Tageszeit
<b>(319) Andreas Kilian</b>			
1	59.302	+1.157	12:02:02.184
2	59.498	+1.353	12:03:01.682
3	58.663	+0.518	12:04:00.345
4	58.315	+0.170	12:04:58.660
5	58.284	+0.139	12:05:56.944
6	58.301	+0.156	12:06:55.245
7	58.345	+0.200	12:07:53.590
8	58.340	+0.195	12:08:51.930
9	<b>58.145</b>		12:09:50.075
10	58.212	+0.067	12:10:48.287

Runde	Rundenzeit	Diff.	Tageszeit
<b>(310) Niklas Kry</b>			
1	59.305	+1.115	12:02:03.579
2	58.841	+0.651	12:03:02.420
3	58.501	+0.311	12:04:00.921
4	58.373	+0.183	12:04:59.294
5	58.437	+0.247	12:05:57.731
6	58.748	+0.558	12:06:56.479
7	58.819	+0.629	12:07:55.298
8	59.005	+0.815	12:08:54.303
9	<b>58.190</b>		12:09:52.493
10	58.378	+0.188	12:10:50.871

Runde	Rundenzeit	Diff.	Tageszeit
<b>(313) Johannes Gumbrecht</b>			
1	1:01.160	+2.909	12:02:12.525
2	59.819	+1.568	12:03:12.344
3	59.588	+1.337	12:04:11.932
4	58.487	+0.236	12:05:10.419
5	59.218	+0.967	12:06:09.637
6	<b>58.251</b>		12:07:07.888
7	58.552	+0.301	12:08:06.440

Runde	Rundenzeit	Diff.	Tageszeit
8	59.844	+1.593	12:09:06.284
9	1:00.698	+2.447	12:10:06.982
<b>(315) Julien Trautmann</b>			
1	59.336	+1.080	12:02:38.902
2	58.618	+0.362	12:03:37.520
3	58.577	+0.321	12:04:36.097
4	59.635	+1.379	12:05:35.732
5	59.095	+0.839	12:06:34.827
6	58.276	+0.020	12:07:33.103
7	<b>58.256</b>		12:08:31.359
8	58.391	+0.135	12:09:29.750
9	58.351	+0.095	12:10:28.101

Runde	Rundenzeit	Diff.	Tageszeit
<b>(321) Marvin Heller</b>			
1	59.285	+1.010	12:02:03.509
2	59.148	+0.873	12:03:02.657
3	58.926	+0.651	12:04:01.583
4	58.780	+0.505	12:05:00.363
5	58.733	+0.458	12:05:59.096
6	58.310	+0.035	12:06:57.406
7	59.537	+1.262	12:07:56.943
8	58.453	+0.178	12:08:55.396
9	<b>58.275</b>		12:09:53.671
10	58.361	+0.086	12:10:52.032

Runde	Rundenzeit	Diff.	Tageszeit
<b>(328) Henrik Flatz</b>			
1	59.997	+1.710	12:02:12.039
2	59.038	+0.751	12:03:11.077
3	59.033	+0.746	12:04:10.110
4	58.628	+0.341	12:05:08.738
5	58.803	+0.516	12:06:07.541
6	58.811	+0.524	12:07:06.352
7	58.618	+0.331	12:08:04.970
8	58.372	+0.085	12:09:03.342
9	58.421	+0.134	12:10:01.763
10	<b>58.287</b>		12:11:00.050

Runde	Rundenzeit	Diff.	Tageszeit
<b>(301) Emil Sawan-Montag</b>			
1	58.885	+0.374	12:02:47.601
2	58.673	+0.162	12:03:46.274
3	58.542	+0.031	12:04:44.816
4	58.674	+0.163	12:05:43.490
5	58.734	+0.223	12:06:42.224
6	58.539	+0.028	12:07:40.763
7	58.566	+0.055	12:08:39.329
8	58.690	+0.179	12:09:38.019
9	<b>58.511</b>		12:10:36.530

Runde	Rundenzeit	Diff.	Tageszeit
<b>(307) Oliver Wendland</b>			
1	59.974	+1.422	12:02:16.990
2	<b>58.552</b>		12:03:15.542
3	1:00.059	+1.507	12:04:15.601
4	58.573	+0.021	12:05:14.174
5	1:00.125	+1.573	12:06:14.299
6	59.208	+0.656	12:07:13.507
7	58.833	+0.281	12:08:12.340
8	1:01.666	+3.114	12:09:14.006
9	1:00.347	+1.795	12:10:14.353

Runde	Rundenzeit	Diff.	Tageszeit
<b>(316) Patrick Lipinski</b>			
1	59.178	+0.616	12:02:14.931
2	58.773	+0.211	12:03:13.704
3	58.674	+0.112	12:04:12.378
4	58.569	+0.007	12:05:10.947
5	59.786	+1.224	12:06:10.733

Runde	Rundenzeit	Diff.	Tageszeit
6	58.823	+0.261	12:07:09.556
7	1:02.531	+3.969	12:08:12.087
8	59.212	+0.650	12:09:11.299
9	<b>58.562</b>		12:10:09.861

Runde	Rundenzeit	Diff.	Tageszeit
<b>(306) Jessica Pfeiffer</b>			
1	59.689	+1.036	12:02:13.578
2	1:01.283	+2.630	12:03:14.861
3	59.471	+0.818	12:04:14.332
4	58.749	+0.096	12:05:13.081
5	58.727	+0.074	12:06:11.808
6	<b>58.653</b>		12:07:10.461
7	1:04.574	+5.921	12:08:15.035
8	59.202	+0.549	12:09:14.237
9	58.850	+0.197	12:10:13.087

Runde	Rundenzeit	Diff.	Tageszeit
<b>(320) Valentin Jenkner</b>			
1	1:01.393	+2.702	12:02:18.663
2	59.574	+0.883	12:03:18.237
3	59.355	+0.664	12:04:17.592
4	1:00.091	+1.400	12:05:17.683
5	59.060	+0.369	12:06:16.743
6	58.868	+0.177	12:07:15.611
7	59.511	+0.820	12:08:15.122
8	59.504	+0.813	12:09:14.626
9	<b>58.691</b>		12:10:13.317

Runde	Rundenzeit	Diff.	Tageszeit
<b>(305) Marvin Trinh</b>			
1	59.252	+0.530	12:02:04.300
2	58.843	+0.121	12:03:03.143
3	59.048	+0.326	12:04:02.191
4	59.213	+0.491	12:05:01.404
5	59.219	+0.497	12:06:00.623
6	<b>58.722</b>		12:06:59.345
7	58.892	+0.170	12:07:58.237
8	59.029	+0.307	12:08:57.266
9	59.262	+0.540	12:09:56.528
10	59.073	+0.351	12:10:55.601

Runde	Rundenzeit	Diff.	Tageszeit
<b>(318) André Kern</b>			
1	1:00.043	+1.275	12:02:27.623
2	59.309	+0.541	12:03:26.932
3	59.138	+0.370	12:04:26.070
4	58.955	+0.187	12:05:25.025
5	59.195	+0.427	12:06:24.220
6	59.087	+0.319	12:07:23.307
7	58.864	+0.096	12:08:22.171
8	58.850	+0.082	12:09:21.021
9	<b>58.768</b>		12:10:19.789

Runde	Rundenzeit	Diff.	Tageszeit
<b>(325) Fabian Ferres</b>			
1	59.852	+1.081	12:02:06.084
2	59.816	+1.045	12:03:05.900
3	1:00.279	+1.508	12:04:06.179
4	59.310	+0.539	12:05:05.489
5	59.035	+0.264	12:06:04.524
6	58.857	+0.086	12:07:03.381
7	59.258	+0.487	12:08:02.639
8	58.973	+0.202	12:09:01.612
9	59.021	+0.250	12:10:00.633
10	<b>58.771</b>		12:10:59.404

Runde	Rundenzeit	Diff.	Tageszeit
<b>(327) Jessica Menze</b>			
1	59.730	+0.911	12:02:40.206
2	59.351	+0.532	12:03:39.557
3	59.298	+0.479	12:04:38.855

Zeitnahmekommissar &amp; Auswertung: Monika Riehmers

Orbits

Rennleiter: Andreas Hörenz

Rennsekretär: Nicole Talkenberg

Aushang:

Uhr Reg-Nr.:07-09/2011

Unterschrift RL:

Unterschrift ZK:



www.mylaps.com

Licensed to: Motorsport Events

## ADAC Kart Bundesendlauf 2011

ADAC World Formular

Wackersdorf 1,275 Km

Zeittraining

01.10.2011 12:00

Qualifying started at 12:00:00

Runde	Rundenzeit	Diff.	Tageszeit
4	58.944	+0.125	12:05:37.799
5	<b>58.819</b>		12:06:36.618
6	58.923	+0.104	12:07:35.541
7	59.363	+0.544	12:08:34.904
8	59.338	+0.519	12:09:34.242
9	59.090	+0.271	12:10:33.332

(324) Jan Lingelbach

1	1:00.621	+1.779	12:02:09.089
2	59.889	+1.047	12:03:08.978
3	59.775	+0.933	12:04:08.753
4	59.572	+0.730	12:05:08.325
5	59.535	+0.693	12:06:07.860
6	58.996	+0.154	12:07:06.856
7	59.154	+0.312	12:08:06.010
8	1:00.006	+1.164	12:09:06.016
9	<b>58.842</b>		12:10:04.858

(323) Stefan Hock

1	59.755	+0.869	12:02:37.314
2	59.141	+0.255	12:03:36.455
3	59.143	+0.257	12:04:35.598
4	1:01.096	+2.210	12:05:36.694
5	59.184	+0.298	12:06:35.878
6	1:01.384	+2.498	12:07:37.262
7	59.267	+0.381	12:08:36.529
8	<b>58.886</b>		12:09:35.415
9	59.127	+0.241	12:10:34.542

(309) Jannik Korte

1	59.656	+0.704	12:02:09.539
2	59.733	+0.781	12:03:09.272
3	1:00.608	+1.656	12:04:09.880
4	59.394	+0.442	12:05:09.274
5	<b>58.952</b>		12:06:08.226
6	59.071	+0.119	12:07:07.297
7	58.981	+0.029	12:08:06.278
8	59.159	+0.207	12:09:05.437
9	59.033	+0.081	12:10:04.470

(308) Eugen Weisbecker

1	1:00.070	+1.093	12:02:07.035
2	59.496	+0.519	12:03:06.531
3	59.303	+0.326	12:04:05.834
4	59.245	+0.268	12:05:05.079
5	59.178	+0.201	12:06:04.257
6	58.992	+0.015	12:07:03.249
7	<b>58.977</b>		12:08:02.226
8	59.039	+0.062	12:09:01.265
9	59.050	+0.073	12:10:00.315
10	58.981	+0.004	12:10:59.296

(322) Justin Kerkhoff

1	1:00.716	+1.682	12:02:12.032
2	1:00.652	+1.618	12:03:12.684
3	1:00.114	+1.080	12:04:12.798
4	59.203	+0.169	12:05:12.001
5	59.280	+0.246	12:06:11.281
6	<b>59.034</b>		12:07:10.315
7	1:02.077	+3.043	12:08:12.392
8	59.945	+0.911	12:09:12.337
9	59.297	+0.263	12:10:11.634

(311) Christin Scherf

1	59.873	+0.838	12:02:15.665
2	59.274	+0.239	12:03:14.939

Runde	Rundenzeit	Diff.	Tageszeit
3	59.504	+0.469	12:04:14.443
4	59.200	+0.165	12:05:13.643
5	<b>59.035</b>		12:06:12.678
6	59.325	+0.290	12:07:12.003
7	1:00.422	+1.387	12:08:12.425
8	1:01.007	+1.972	12:09:13.432
9	59.288	+0.253	12:10:12.720

(302) Julian Looschen

1	59.666	+0.540	12:09:47.762
2	<b>59.126</b>		12:10:46.888

(312) Steffen Rump

1	<b>59.178</b>		12:10:39.501
---	---------------	--	--------------

(330) Maira Müller

1	1:00.068	+0.684	12:02:09.359
2	59.691	+0.307	12:03:09.050
3	1:01.741	+2.357	12:04:10.791
4	<b>59.384</b>		12:05:10.175
5	59.876	+0.492	12:06:10.051
6	59.814	+0.430	12:07:09.865
7	59.421	+0.037	12:08:09.286
8	59.567	+0.183	12:09:08.853
9	59.515	+0.131	12:10:08.368

(304) Laura Jebe

1	1:00.665	+1.177	12:02:35.947
2	1:00.377	+0.889	12:03:36.324
3	59.705	+0.217	12:04:36.029
4	59.554	+0.066	12:05:35.583
5	59.726	+0.238	12:06:35.309
6	<b>59.488</b>		12:07:34.797
7	1:00.247	+0.759	12:08:35.044
8	59.611	+0.123	12:09:34.655
9	59.799	+0.311	12:10:34.454

(329) Max Bochnig

1	1:00.193	+0.687	12:02:31.311
2	59.969	+0.463	12:03:31.280
3	59.932	+0.426	12:04:31.212
4	59.728	+0.222	12:05:30.940
5	59.555	+0.049	12:06:30.495
6	59.542	+0.036	12:07:30.037
7	59.929	+0.423	12:08:29.966
8	59.706	+0.200	12:09:29.672
9	<b>59.506</b>		12:10:29.178

(303) Malte Bräuer

1	1:00.266	+0.745	12:02:19.679
2	59.788	+0.267	12:03:19.467
3	59.719	+0.198	12:04:19.186
4	59.898	+0.377	12:05:19.084
5	59.729	+0.208	12:06:18.813
6	59.821	+0.300	12:07:18.634
7	59.587	+0.066	12:08:18.221
8	1:00.046	+0.525	12:09:18.267
9	<b>59.521</b>		12:10:17.788

Zeitnahmekommissar &amp; Auswertung: Monika Riehmers

Orbits

Rennleiter: Andreas Hörenz


Rennsekretär: Nicole Talkenberg

Aushang:

Uhr Reg-Nr.:07-09/2011

Unterschrift RL:

Unterschrift ZK:



www.mylaps.com

Licensed to: Motorsport Events



ADAC Kart Bundesendlauf 2011

ADAC World Formular

Wackersdorf 1,275 Km

Startaufstellung Rennen 1

01.10.2011 15:10

Race (11 Laps)

14	330	304
	27	28
13	302	312
	25	26
12	322	311
	23	24
11	309	308
	21	22
10	324	323
	19	20
9	325	327
	17	18
8	305	318
	15	16
7	306	320
	13	14
6	307	316
	11	12
5	328	301
	9	10
4	315	321
	7	8
3	310	313
	5	6
2	317	319
	3	4
1	326	314
	1	2

POLE POSITION



Zeitnahmekommissar & Auswertung: Monika Riehmers

Orbits

Rennleiter: Andreas Hörenz

Rennsekretär: Nicole Talkenberg

Aushang:

Uhr Reg-Nr.:07-09/2011

Unterschrift RL:

Unterschrift ZK:

www.mylaps.com

Licensed to: Motorsport Events



**ADAC Kart Bundesendlauf 2011**

ADAC World Formular

Wackersdorf 1,275 Km

Startaufstellung Rennen 1

01.10.2011 15:10

Race (11 Laps)

**15****329**

29

**303**

30

Zeitnahmekommissar &amp; Auswertung: Monika Riehmers

Orbits

Rennleiter: Andreas Hörenz

Rennsekretär: Nicole Talkenberg

Aushang:

Uhr Reg-Nr.:07-09/2011

Unterschrift RL:

Unterschrift ZK:

www.mylaps.com

Licensed to: Motorsport Events

# ADAC Kart Bundesendlauf 2011

ADAC World Formula

Wackersdorf 1,275 Km

Rennen 1

NEU

01.10.2011 15:10

Race (11 Laps) started at 15:18:41

Pos.	Nr.	Name	Wohnort	Region	Fabrikat	Bewerber/Sponsor	Rnd.	Gesamtzeit	Diff.	Ø km/h	Beste Zeit	km/h	Pkt.
1	314	Lukas Korbela	Lippborg	WAKC	Zanardi/Briggs&	Andreas Henke	11	10:54.932		77,092	58.613	78,310	20
2	317	Tom Kleingries	Dorsten	WAKC	PCR/ Briggs&Stratto	Beule Kart Racing Team	11	10:56.191	1.259	76,944	58.655	78,254	18
3	310	Niklas Kry	Brilon	WAKC	Corsa/Briggs&Strat	CV-Racing	11	10:58.859	3.927	76,632	58.618	78,304	16
4	321	Marvin Heller	Hünfeld	WAKC	PCR/ Briggs&Stratto	ADAC Hessen-Thüringen	11	11:00.904	5.972	76,395	58.916	77,908	15
5	313	Johannes Gumbrecht	München	SAKC	Intrepid/Briggs&Str	MC Waldkraiburg	11	11:03.278	8.346	76,122	58.762	78,112	14
6	316	Patrick Lipinski	Lüdenscheid	WAKC	Zanardi/ Briggs&St	Beule Kart Racing Team	11	11:03.434	8.502	76,104	58.751	78,126	13
7	318	André Kern	Anröchte	WAKC	PCR/ Briggs&Stratto		11	11:06.964	12.032	75,701	59.063	77,714	12
8	327	Jessica Menze	Wuppertal	WAKC	PCR/ Briggs&Stratto		11	11:11.423	16.491	75,198	59.710	76,872	11
9	319	Andreas Kilian	Walhausen	WAKC	PCR/ Briggs&Stratto		11	11:11.848	16.916	75,151	59.369	77,313	10
10	324	Jan Lingelbach	Bad Wildungen	WAKC	PCR/ Briggs&Stratto	No-Limit	11	11:12.324	17.392	75,098	59.884	76,648	9
11	311	Christin Scherf	Gelsenkirchen	WAKC	PCR/ Briggs&Stratto	Beule Kart Racing Team	11	11:12.626	17.694	75,064	59.435	77,227	8
12	308	Eugen Weisbecker	Soest	WAKC	Wild-Kart/Briggs&S	MSC Soester Börde	11	11:13.316	18.384	74,987	59.733	76,842	7
13	306	Jessica Pfeiffer	Korbach-Rhena	WAKC	Zanardi/Briggs&Str	SRT	11	11:14.813	19.881	74,821	59.378	77,301	6
14	330	Maira Müller	Wunstorf	NAKC	Mach 1/Briggs&Stra	RSG Hamburg	11	11:15.199	20.267	74,778	59.594	77,021	5
15	322	Justin Kerkhoff	Oberhausen	WAKC	PCR/ Briggs&Stratto	Beule Kart Racing Team	11	11:16.016	21.084	74,688	59.800	76,756	4
16	307	Oliver Wendland	Schwedt/O.	NAKC	Top-Kart/Briggs&St	MSG Eberswalde	11	11:16.117	21.185	74,676	58.898	77,931	3
17	303	Malte Bräuer	Lasbek	NAKC	Mach 1/Briggs&Stra	ADAC Team Hansa	11	11:16.300	21.368	74,656	59.921	76,601	2
18	312	Steffen Rump	Lünen	WAKC	PCR/ Briggs&Stratto	MSC Bork	11	11:18.627	23.695	74,400	58.843	78,004	1
19	309	Jannik Korte	Wetter	WAKC	Zanardi/Briggs&Str	Beule Kart Racing Team	11	11:20.942	26.010	74,147	1:00.000	76,500	0
20	302	Julian Looschen	Grafrath	SAKC	Birel / Briggs&Strat		11	11:21.066	26.134	74,134	58.864	77,976	0
21	305	Marvin Trinh	Eschborn	WAKC	PCR/ Briggs&Stratto	ADAC Hessen-Thüringen	11	11:51.408	56.476	70,972	59.909	76,616	0
22	328	Henrik Flatz	Geesthacht	NAKC	Mach 1/Briggs&Stra	ADAC Team Hansa		0.618	11 Laps	-	-	-	0
Not classified													
WV	301	Emil Sawan-Montag	Berlin	NAKC	Gillard/ Briggs&Stra	SAM Racing	11	10:56.079	DQ	76,957	58.575	78,361	0
WV	326	Paul Voegeding	Walzbachtal	SAKC	Birel / Briggs&Strat	ADAC Nordbaden	11	10:57.689	DQ	76,769	58.381	78,621	0
WV	315	Julien Trautmann	Greimerath	WAKC	Top-Kart/Briggs&St	Barzen Schmierstoffe Oilsho	11	11:03.497	DQ	76,097	59.151	77,598	0
WV	325	Fabian Ferres	Bergweiler	NAKC	Top-Kart/Briggs&St	Auto Ferres	11	11:16.595	DQ	74,624	59.642	76,959	0
WV	320	Valentin Jenkner	Salzgitter	OAKC	Mach1/B&S	LIQUI MOLY Jenkner racingt	11	11:18.170	DQ	74,450	59.315	77,383	0
WV	329	Max Bochnig	Geesthacht	NAKC	Mach 1/Briggs&Stra	ADAC Team Hansa	11	11:19.528	DQ	74,302	59.760	76,807	0
WV	304	Laura Jebe	Schleswig	NAKC	Mach 1/Briggs&Stra	Kartschmiede Sörup		2.429	DQ	-	-	-	0
WA	323	Stefan Hock	Flensburg	NAKC	Mach 1/Briggs&Stra	Kartschmiede.de	11	11:12.467	DQ	75,082	59.781	76,780	0

## Announcements

- Ergebnis vorbehaltlich technischer Nachuntersuchung
- Gestartet: 30 Gewertet: 22 nicht Gewertet: 8
- Start-Nr.: 301 Wertungsverlust(Rennleiterentscheidung)
- Start-Nr.: 326 Wertungsverlust(Rennleiterentscheidung)
- Start-Nr.: 315 Wertungsverlust(Rennleiterentscheidung)
- Start-Nr.: 325,329,320,304 Wertungsverlust(Rennleiterentscheidung)
- Start-Nr.: 323 Wertungsausschluss(Rennleiterentscheidung)

Vorsprung	Ø km/h	Beste Rundenzeit	km/h	Beste Runde von
1.259	77,092	58.613	78,310	314 - Lukas Korbela

Zeitnahmekommissar & Auswertung: Monika Riehmers

Orbits

Rennleiter: Andreas Hörenz Rennsekretär: Nicole Talkenberg

Aushang: Uhr Reg-Nr.:07-09/2011

www.mylaps.com

Unterschrift RL: Unterschrift ZK:

Licensed to: Motorsport Events

# ADAC Kart Bundesendlauf 2011

ADAC World Formula

Wackersdorf 1,275 Km

Rennen 1

01.10.2011 15:10

Race (11 Laps) started at 15:18:41

Runde	Rundenzeit	Diff.	Tageszeit
<b>(314) Lukas Korbela</b>			
1	1:00.970	+2.357	15:19:42.347
2	1:02.643	+4.030	15:20:44.990
3	59.651	+1.038	15:21:44.641
4	59.355	+0.742	15:22:43.996
5	58.900	+0.287	15:23:42.896
6	59.192	+0.579	15:24:42.088
7	59.043	+0.430	15:25:41.131
8	58.850	+0.237	15:26:39.981
9	58.937	+0.324	15:27:38.918
10	58.722	+0.109	15:28:37.640
11	<b>58.613</b>		15:29:36.253

Runde	Rundenzeit	Diff.	Tageszeit
<b>(301) Emil Sawan-Montag</b>			
1	1:03.065	+4.490	15:19:45.141
2	1:01.233	+2.658	15:20:46.374
3	1:00.714	+2.139	15:21:47.088
4	59.325	+0.750	15:22:46.413
5	58.943	+0.368	15:23:45.356
6	58.614	+0.039	15:24:43.970
7	58.775	+0.200	15:25:42.745
8	<b>58.575</b>		15:26:41.320
9	58.593	+0.018	15:27:39.913
10	58.632	+0.057	15:28:38.545
11	58.855	+0.280	15:29:37.400

Runde	Rundenzeit	Diff.	Tageszeit
<b>(317) Tom Kleingries</b>			
1	1:01.296	+2.641	15:19:42.738
2	1:03.363	+4.708	15:20:46.101
3	1:00.324	+1.669	15:21:46.425
4	59.299	+0.644	15:22:45.724
5	59.178	+0.523	15:23:44.902
6	58.782	+0.127	15:24:43.684
7	58.692	+0.037	15:25:42.376
8	<b>58.655</b>		15:26:41.031
9	58.917	+0.262	15:27:39.948
10	58.687	+0.032	15:28:38.635
11	58.877	+0.222	15:29:37.512

Runde	Rundenzeit	Diff.	Tageszeit
<b>(326) Paul Voegeding</b>			
1	1:00.941	+2.560	15:19:42.262
2	1:03.492	+5.111	15:20:45.754
3	1:01.481	+3.100	15:21:47.235
4	1:00.606	+2.225	15:22:47.841
5	58.962	+0.581	15:23:46.803
6	58.820	+0.439	15:24:45.623
7	58.964	+0.583	15:25:44.587
8	58.735	+0.354	15:26:43.322
9	58.730	+0.349	15:27:42.052
10	<b>58.381</b>		15:28:40.433
11	58.577	+0.196	15:29:39.010

Runde	Rundenzeit	Diff.	Tageszeit
<b>(310) Niklas Kry</b>			
1	1:01.824	+3.206	15:19:43.366
2	1:02.650	+4.032	15:20:46.016
3	1:00.456	+1.838	15:21:46.472
4	59.895	+1.277	15:22:46.367
5	59.273	+0.655	15:23:45.640
6	59.111	+0.493	15:24:44.751
7	59.199	+0.581	15:25:43.950
8	59.303	+0.685	15:26:43.253
9	59.163	+0.545	15:27:42.416
10	<b>58.618</b>		15:28:41.034
11	59.146	+0.528	15:29:40.180

Runde	Rundenzeit	Diff.	Tageszeit
<b>(321) Marvin Heller</b>			
1	1:03.653	+4.737	15:19:45.608
2	1:01.259	+2.343	15:20:46.867
3	1:01.172	+2.256	15:21:48.039
4	1:00.355	+1.439	15:22:48.394
5	59.187	+0.271	15:23:47.581
6	59.146	+0.230	15:24:46.727
7	59.141	+0.225	15:25:45.868
8	<b>58.916</b>		15:26:44.784
9	58.934	+0.018	15:27:43.718
10	59.429	+0.513	15:28:43.147
11	59.078	+0.162	15:29:42.225

Runde	Rundenzeit	Diff.	Tageszeit
<b>(313) Johannes Gumbrecht</b>			
1	1:01.254	+2.492	15:19:43.034
2	1:03.110	+4.348	15:20:46.144
3	1:01.243	+2.481	15:21:47.387
4	1:00.113	+1.351	15:22:47.500
5	59.212	+0.450	15:23:46.712
6	<b>58.762</b>		15:24:45.474
7	58.937	+0.175	15:25:44.411
8	59.468	+0.706	15:26:43.879
9	1:00.051	+1.289	15:27:43.930
10	1:00.797	+2.035	15:28:44.727
11	59.872	+1.110	15:29:44.599

Runde	Rundenzeit	Diff.	Tageszeit
<b>(316) Patrick Lipinski</b>			
1	1:08.640	+9.889	15:19:50.883
2	1:00.277	+1.526	15:20:51.160
3	1:00.549	+1.798	15:21:51.709
4	59.530	+0.779	15:22:51.239
5	59.184	+0.433	15:23:50.423
6	<b>58.751</b>		15:24:49.174
7	59.249	+0.498	15:25:48.423
8	58.920	+0.169	15:26:47.343
9	58.889	+0.138	15:27:46.232
10	58.879	+0.128	15:28:45.111
11	59.644	+0.893	15:29:44.755

Runde	Rundenzeit	Diff.	Tageszeit
<b>(315) Julien Trautmann</b>			
1	1:03.226	+4.075	15:19:45.016
2	1:01.752	+2.601	15:20:46.768
3	1:01.194	+2.043	15:21:47.962
4	1:00.298	+1.147	15:22:48.260
5	59.222	+0.071	15:23:47.482
6	<b>59.151</b>		15:24:46.633
7	59.565	+0.414	15:25:46.198
8	59.384	+0.233	15:26:45.582
9	59.190	+0.039	15:27:44.772
10	1:00.039	+0.888	15:28:44.811
11	1:00.007	+0.856	15:29:44.818

Runde	Rundenzeit	Diff.	Tageszeit
<b>(318) André Kern</b>			
1	1:05.543	+6.480	15:19:48.038
2	1:01.888	+2.825	15:20:49.926
3	1:00.204	+1.141	15:21:50.130
4	59.642	+0.579	15:22:49.772
5	59.392	+0.329	15:23:49.164
6	59.562	+0.499	15:24:48.726
7	1:00.066	+1.003	15:25:48.792
8	59.401	+0.338	15:26:48.193
9	59.206	+0.143	15:27:47.399
10	<b>59.063</b>		15:28:46.462
11	1:01.823	+2.760	15:29:48.285

Runde	Rundenzeit	Diff.	Tageszeit
<b>(327) Jessica Menze</b>			

Runde	Rundenzeit	Diff.	Tageszeit
1	1:05.543	+5.833	15:19:48.225
2	1:02.420	+2.710	15:20:50.645
3	1:01.528	+1.818	15:21:52.173
4	1:00.274	+0.564	15:22:52.447
5	59.938	+0.228	15:23:52.385
6	59.899	+0.189	15:24:52.284
7	1:00.248	+0.538	15:25:52.532
8	1:00.109	+0.399	15:26:52.641
9	1:00.117	+0.407	15:27:52.758
10	1:00.276	+0.566	15:28:53.034
11	<b>59.710</b>		15:29:52.744

Runde	Rundenzeit	Diff.	Tageszeit
<b>(319) Andreas Kilian</b>			
1	1:01.078	+1.709	15:19:42.600
2	1:02.456	+3.087	15:20:45.056
3	1:08.603	+9.234	15:21:53.659
4	1:01.132	+1.763	15:22:54.791
5	1:00.433	+1.064	15:23:55.224
6	59.904	+0.535	15:24:55.128
7	59.674	+0.305	15:25:54.802
8	59.374	+0.005	15:26:54.176
9	<b>59.369</b>		15:27:53.545
10	1:00.150	+0.781	15:28:53.695
11	59.474	+0.105	15:29:53.169

Runde	Rundenzeit	Diff.	Tageszeit
<b>(324) Jan Lingelbach</b>			
1	1:05.056	+5.172	15:19:47.927
2	1:02.219	+2.335	15:20:50.146
3	1:01.941	+2.057	15:21:52.087
4	1:00.208	+0.324	15:22:52.295
5	<b>59.884</b>		15:23:52.179
6	1:00.002	+0.118	15:24:52.181
7	1:00.193	+0.309	15:25:52.374
8	1:00.226	+0.342	15:26:52.600
9	1:00.024	+0.140	15:27:52.624
10	1:00.832	+0.948	15:28:53.456
11	1:00.189	+0.305	15:29:53.645

Runde	Rundenzeit	Diff.	Tageszeit
<b>(323) Stefan Hock</b>			
1	1:05.252	+5.471	15:19:48.342
2	1:02.723	+2.942	15:20:51.065
3	1:01.543	+1.762	15:21:52.608
4	1:00.172	+0.391	15:22:52.780
5	59.806	+0.025	15:23:52.586
6	<b>59.781</b>		15:24:52.367
7	1:00.254	+0.473	15:25:52.621
8	1:00.102	+0.321	15:26:52.723
9	1:00.098	+0.317	15:27:52.821
10	1:01.048	+1.267	15:28:53.869
11	59.919	+0.138	15:29:53.788

Runde	Rundenzeit	Diff.	Tageszeit
<b>(311) Christin Scherf</b>			
1	1:10.717	+11.282	15:19:54.032
2	1:00.487	+1.052	15:20:54.519
3	59.617	+0.182	15:21:54.136
4	1:00.727	+1.292	15:22:54.863
5	1:00.603	+1.168	15:23:55.466
6	59.733	+0.298	15:24:55.199
7	59.639	+0.204	15:25:54.838
8	59.438	+0.003	15:26:54.276
9	59.554	+0.119	15:27:53.830
10	1:00.682	+1.247	15:28:54.512
11	<b>59.435</b>		15:29:53.947

Runde	Rundenzeit	Diff.	Tageszeit
<b>(308) Eugen Weisbecker</b>			
1	1:05.601	+5.868	15:19:48.782

Zeitnahmekommissar & Auswertung: Monika Riehmers

Orbits

Rennleiter: Andreas Hörenz

Rennsekretär: Nicole Talkenberg

Aushang:

Uhr Reg-Nr.:07-09/2011

Unterschrift RL:

Unterschrift ZK:

www.mylaps.com

Licensed to: Motorsport Events



## ADAC Kart Bundesendlauf 2011

ADAC World Formula

Wackersdorf 1,275 Km

Rennen 1

01.10.2011 15:10

Race (11 Laps) started at 15:18:41

Runde	Rundenzeit	Diff.	Tageszeit
2	1:02.309	+2.576	15:20:51.091
3	1:01.482	+1.749	15:21:52.573
4	1:00.439	+0.706	15:22:53.012
5	<b>59.733</b>		15:23:52.745
6	59.873	+0.140	15:24:52.618
7	1:00.236	+0.503	15:25:52.854
8	1:00.028	+0.295	15:26:52.882
9	1:00.165	+0.432	15:27:53.047
10	1:01.672	+1.939	15:28:54.719
11	59.918	+0.185	15:29:54.637

(306) Jessica Pfeiffer			
Runde	Rundenzeit	Diff.	Tageszeit
1	1:13.068	+13.690	15:19:55.278
2	1:01.519	+2.141	15:20:56.797
3	1:00.454	+1.076	15:21:57.251
4	59.567	+0.189	15:22:56.818
5	<b>59.378</b>		15:23:56.196
6	1:00.007	+0.629	15:24:56.203
7	1:00.192	+0.814	15:25:56.395
8	1:00.190	+0.812	15:26:56.585
9	59.824	+0.446	15:27:56.409
10	1:00.269	+0.891	15:28:56.678
11	59.456	+0.078	15:29:56.134

(330) Maira Müller			
Runde	Rundenzeit	Diff.	Tageszeit
1	1:10.908	+11.314	15:19:54.477
2	1:01.470	+1.876	15:20:55.947
3	1:00.329	+0.735	15:21:56.276
4	1:00.130	+0.536	15:22:56.406
5	59.767	+0.173	15:23:56.173
6	1:00.719	+1.125	15:24:56.892
7	59.901	+0.307	15:25:56.793
8	1:00.050	+0.456	15:26:56.843
9	59.937	+0.343	15:27:56.780
10	1:00.146	+0.552	15:28:56.926
11	<b>59.594</b>		15:29:56.520

(322) Justin Kerkhoff			
Runde	Rundenzeit	Diff.	Tageszeit
1	1:08.427	+8.627	15:19:51.716
2	1:01.213	+1.413	15:20:52.929
3	1:00.939	+1.139	15:21:53.868
4	1:00.759	+0.959	15:22:54.627
5	1:01.155	+1.355	15:23:55.782
6	1:00.237	+0.437	15:24:56.019
7	59.927	+0.127	15:25:55.946
8	<b>59.800</b>		15:26:55.746
9	1:00.036	+0.236	15:27:55.782
10	1:01.530	+1.730	15:28:57.312
11	1:00.025	+0.225	15:29:57.337

(307) Oliver Wendland			
Runde	Rundenzeit	Diff.	Tageszeit
1	1:13.351	+14.453	15:19:55.436
2	1:01.384	+2.486	15:20:56.820
3	1:00.531	+1.633	15:21:57.351
4	1:00.161	+1.263	15:22:57.512
5	<b>58.898</b>		15:23:56.410
6	1:00.726	+1.828	15:24:57.136
7	59.910	+1.012	15:25:57.046
8	59.861	+0.963	15:26:56.907
9	59.898	+1.000	15:27:56.805
10	1:00.568	+1.670	15:28:57.373
11	1:00.065	+1.167	15:29:57.438

(303) Malte Bräuer			
Runde	Rundenzeit	Diff.	Tageszeit
1	1:07.879	+7.958	15:19:52.041
2	1:01.045	+1.124	15:20:53.086

Runde	Rundenzeit	Diff.	Tageszeit
3	1:00.955	+1.034	15:21:54.041
4	1:01.084	+1.163	15:22:55.125
5	1:00.746	+0.825	15:23:55.871
6	1:00.237	+0.316	15:24:56.108
7	1:00.505	+0.584	15:25:56.613
8	<b>59.921</b>		15:26:56.534
9	1:00.775	+0.854	15:27:57.309
10	1:00.287	+0.366	15:28:57.596
11	1:00.025	+0.104	15:29:57.621

(325) Fabian Ferres			
Runde	Rundenzeit	Diff.	Tageszeit
1	1:11.963	+12.321	15:19:54.680
2	1:01.775	+2.133	15:20:56.455
3	1:01.377	+1.735	15:21:57.832
4	1:00.202	+0.560	15:22:58.034
5	59.928	+0.286	15:23:57.962
6	<b>59.642</b>		15:24:57.604
7	1:00.018	+0.376	15:25:57.622
8	59.687	+0.045	15:26:57.309
9	1:00.419	+0.777	15:27:57.728
10	1:00.151	+0.509	15:28:57.879
11	1:00.037	+0.395	15:29:57.916

(320) Valentin Jenkner			
Runde	Rundenzeit	Diff.	Tageszeit
1	1:19.609	+20.294	15:20:01.868
2	1:00.182	+0.867	15:21:02.050
3	59.995	+0.680	15:22:02.045
4	59.906	+0.591	15:23:01.951
5	59.408	+0.093	15:24:01.359
6	59.916	+0.601	15:25:01.275
7	<b>59.315</b>		15:26:00.590
8	1:00.162	+0.847	15:27:00.752
9	59.461	+0.146	15:28:00.213
10	59.624	+0.309	15:28:59.837
11	59.654	+0.339	15:29:59.491

(312) Steffen Rump			
Runde	Rundenzeit	Diff.	Tageszeit
1	1:22.986	+24.143	15:20:06.514
2	59.455	+0.612	15:21:05.969
3	59.731	+0.888	15:22:05.700
4	59.561	+0.718	15:23:05.261
5	59.132	+0.289	15:24:04.393
6	59.086	+0.243	15:25:03.479
7	59.171	+0.328	15:26:02.650
8	59.183	+0.340	15:27:01.833
9	59.360	+0.517	15:28:01.193
10	59.912	+1.069	15:29:01.105
11	<b>58.843</b>		15:29:59.948

(329) Max Bochnig			
Runde	Rundenzeit	Diff.	Tageszeit
1	1:12.748	+12.988	15:19:56.807
2	1:01.476	+1.716	15:20:58.283
3	1:00.787	+1.027	15:21:59.070
4	1:00.658	+0.898	15:22:59.728
5	1:00.061	+0.301	15:23:59.789
6	1:00.670	+0.910	15:25:00.459
7	59.864	+0.104	15:26:00.323
8	1:00.516	+0.756	15:27:00.839
9	1:00.148	+0.388	15:28:00.987
10	1:00.102	+0.342	15:29:01.089
11	<b>59.760</b>		15:30:00.849

(309) Jannik Korte			
Runde	Rundenzeit	Diff.	Tageszeit
1	1:13.306	+13.306	15:19:56.392
2	1:01.727	+1.727	15:20:58.119
3	1:00.870	+0.870	15:21:58.989

Runde	Rundenzeit	Diff.	Tageszeit
4	1:00.606	+0.606	15:22:59.595
5	1:00.115	+0.115	15:23:59.710
6	1:01.785	+1.785	15:25:01.495
7	1:00.134	+0.134	15:26:01.629
8	1:00.276	+0.276	15:27:01.905
9	1:00.160	+0.160	15:28:02.065
10	<b>1:00.000</b>		15:29:02.065
11	1:00.198	+0.198	15:30:02.263

(302) Julian Looschen			
Runde	Rundenzeit	Diff.	Tageszeit
1	1:21.700	+22.836	15:20:05.153
2	1:00.756	+1.892	15:21:05.909
3	59.690	+0.826	15:22:05.599
4	1:00.361	+1.497	15:23:05.960
5	59.233	+0.369	15:24:05.193
6	58.941	+0.077	15:25:04.134
7	<b>58.864</b>		15:26:02.998
8	59.224	+0.360	15:27:02.222
9	1:00.065	+1.201	15:28:02.287
10	59.846	+0.982	15:29:02.133
11	1:00.254	+1.390	15:30:02.387

(305) Marvin Trinh			
Runde	Rundenzeit	Diff.	Tageszeit
1	1:36.361	+36.452	15:20:18.842
2	1:07.045	+7.136	15:21:25.887
3	1:03.974	+4.065	15:22:29.861
4	1:01.747	+1.838	15:23:31.608
5	1:00.742	+0.833	15:24:32.350
6	1:00.381	+0.472	15:25:32.731
7	59.954	+0.045	15:26:32.685
8	<b>59.909</b>		15:27:32.594
9	59.997	+0.088	15:28:32.591
10	1:00.055	+0.146	15:29:32.646
11	1:00.083	+0.174	15:30:32.729

Zeitnahmekommissar &amp; Auswertung: Monika Riehmers

Orbits

Rennleiter: Andreas Hörenz

Rennsekretär: Nicole Talkenberg

Aushang:

Uhr Reg-Nr.:07-09/2011

Unterschrift RL:

Unterschrift ZK:



www.mylaps.com

Licensed to: Motorsport Events



ADAC Kart Bundesendlauf 2011

ADAC World Formula

Wackersdorf 1,275 Km

Startaufstellung Rennen 2

02.10.2011 11:15

Race (11 Laps)

14	320	329
	27	28
13	315	325
	25	26
12	301	326
	23	24
11	305	328
	21	22
10	309	302
	19	20
9	303	312
	17	18
8	322	307
	15	16
7	306	330
	13	14
6	311	308
	11	12
5	319	324
	9	10
4	318	327
	7	8
3	313	316
	5	6
2	310	321
	3	4
1	314	317
	1	2

POLE POSITION

1

2



ADAC Kart Bundesendlauf 2011

ADAC World Formula

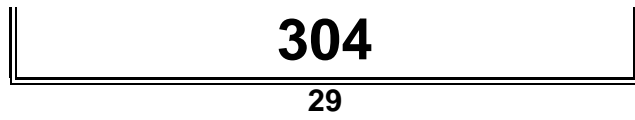
Wackersdorf 1,275 Km

Startaufstellung Rennen 2

02.10.2011 11:15


Race (11 Laps)

**15**




**304**

29



**323**

30



Zeitnahmekommissar & Auswertung: Monika Riehmers

Orbits

Rennleiter: Andreas Hörenz

Rennsekretär: Nicole Talkenberg

Aushang:

Uhr Reg-Nr.:07-09/2011

Unterschrift RL:

Unterschrift ZK:

A handwritten signature in black ink, appearing to be 'DR'.

www.mylaps.com

Licensed to: Motorsport Events

## ADAC Kart Bundesendlauf 2011

ADAC World Formula

Wackersdorf 1,275 Km

Warmup

02.10.2011 09:00

Practice started at 9:00:04

Pos.	Nr.	Name	Wohnort	Region	Fabrikat	Bewerber/Sponsor	Rnd.	Beste Zeit	Diff.	km/h	In Rd.
1	314	Lukas Korbela	Lippborg	WAKC	Zanardi/Briggs&S	Andreas Henke	9	59.015		77,777	9
2	317	Tom Kleingries	Dorsten	WAKC	PCR/ Briggs&Stratto	Beule Kart Racing Team	9	59.155	0.140	77,593	9
3	326	Paul Voegeding	Walzbachtal	SAKC	Birel / Briggs&Stratt	ADAC Nordbaden	9	59.228	0.213	77,497	6
4	320	Valentin Jenkner	Salzgitter	OAKC	Mach1/B&S	LIQUI MOLY Jenkner racingt	9	59.329	0.314	77,365	9
5	319	Andreas Kilian	Walhausen	WAKC	PCR/ Briggs&Stratto		6	59.381	0.366	77,297	6
6	316	Patrick Lipinski	Lüdenscheid	WAKC	Zanardi/ Briggs&Str	Beule Kart Racing Team	8	59.473	0.458	77,178	8
7	306	Jessica Pfeiffer	Korbach-Rhena	WAKC	Zanardi/Briggs&Stra	SRT	9	59.513	0.498	77,126	9
8	305	Marvin Trinh	Eschborn	WAKC	PCR/ Briggs&Stratto	ADAC Hessen-Thüringen	9	59.551	0.536	77,077	8
9	327	Jessica Menze	Wuppertal	WAKC	PCR/ Briggs&Stratto		9	59.562	0.547	77,063	9
10	312	Steffen Rump	Lünen	WAKC	PCR/ Briggs&Stratto	MSC Bork	9	59.567	0.552	77,056	9
11	321	Marvin Heller	Hünfeld	WAKC	PCR/ Briggs&Stratto	ADAC Hessen-Thüringen	9	59.632	0.617	76,972	9
12	311	Christin Scherf	Gelsenkirchen	WAKC	PCR/ Briggs&Stratto	Beule Kart Racing Team	9	59.736	0.721	76,838	9
13	318	André Kern	Anröchte	WAKC	PCR/ Briggs&Stratto		9	59.761	0.746	76,806	8
14	301	Emil Sawan-Montag	Berlin	NAKC	Gillard/ Briggs&Strat	SAM Racing	9	59.793	0.778	76,765	8
15	308	Eugen Weisbecker	Soest	WAKC	Wild-Kart/Briggs&St	MSC Soester Börde	9	59.957	0.942	76,555	7
16	307	Oliver Wendland	Schwedt/O.	NAKC	Top-Kart/Briggs&Str	MSG Eberswalde	9	1:00.062	1.047	76,421	8
17	309	Jannik Korte	Wetter	WAKC	Zanardi/Briggs&Stra	Beule Kart Racing Team	9	1:00.113	1.098	76,356	5
18	328	Henrik Flatz	Geesthacht	NAKC	Mach 1/Briggs&Stra	ADAC Team Hansa	9	1:00.136	1.121	76,327	7
19	302	Julian Looschen	Grafrath	SAKC	Birel / Briggs&Stratt		8	1:00.187	1.172	76,262	8
20	313	Johannes Gumbrecht	München	SAKC	Intrepid/Briggs&Strz	MC Waldkraiburg	8	1:00.200	1.185	76,246	5
21	310	Niklas Kry	Brlon	WAKC	Corsa/Briggs&Stratt	CV-Racing	7	1:00.210	1.195	76,233	4
22	324	Jan Lingelbach	Bad Wildungen	WAKC	PCR/ Briggs&Stratto	No-Limit	9	1:00.357	1.342	76,048	9
23	325	Fabian Ferres	Bergweiler	NAKC	Top-Kart/Briggs&Str	Auto Ferres	9	1:00.400	1.385	75,993	6
24	329	Max Bochnig	Geesthacht	NAKC	Mach 1/Briggs&Stra	ADAC Team Hansa	8	1:00.532	1.517	75,828	5
25	303	Malte Bräuer	Lasbek	NAKC	Mach 1/Briggs&Stra	ADAC Team Hansa	9	1:00.709	1.694	75,607	7
26	322	Justin Kerkhoff	Oberhausen	WAKC	PCR/ Briggs&Stratto	Beule Kart Racing Team	9	1:00.730	1.715	75,580	5
27	330	Maira Müller	Wunstorf	NAKC	Mach 1/Briggs&Stra	RSG Hamburg	2	1:01.977	2.962	74,060	1

Zeitnahmekommissar &amp; Auswertung: Monika Riehmers

Orbits

Rennleiter: Andreas Hörenz

Rennsekretär: Nicole Talkenberg

Aushang:

Uhr Reg-Nr.:07-09/2011

Unterschrift RL:

Unterschrift ZK:



www.mylaps.com

Licensed to: Motorsport Events



## ADAC Kart Bundesendlauf 2011

ADAC World Formula

Wackersdorf 1,275 Km

Warmup

02.10.2011 09:00

Practice started at 9:00:04

Runde	Rundenzeit	Diff.	Tageszeit
<b>(314) Lukas Korbela</b>			
1	1:01.496	+2.481	9:02:32.157
2	1:01.848	+2.833	9:03:34.005
3	1:00.856	+1.841	9:04:34.861
4	59.648	+0.633	9:05:34.509
5	59.405	+0.390	9:06:33.914
6	59.213	+0.198	9:07:33.127
7	59.355	+0.340	9:08:32.482
8	59.243	+0.228	9:09:31.725
9	<b>59.015</b>		9:10:30.740

Runde	Rundenzeit	Diff.	Tageszeit
<b>(317) Tom Kleingries</b>			
1	1:01.482	+2.327	9:02:20.512
2	1:00.550	+1.395	9:03:21.062
3	1:00.736	+1.581	9:04:21.798
4	59.835	+0.680	9:05:21.633
5	1:00.054	+0.899	9:06:21.687
6	59.925	+0.770	9:07:21.612
7	59.584	+0.429	9:08:21.196
8	59.588	+0.433	9:09:20.784
9	<b>59.155</b>		9:10:19.939

Runde	Rundenzeit	Diff.	Tageszeit
<b>(326) Paul Voegeding</b>			
1	1:00.897	+1.669	9:02:21.374
2	1:00.209	+0.981	9:03:21.583
3	1:00.051	+0.823	9:04:21.634
4	59.622	+0.394	9:05:21.256
5	59.500	+0.272	9:06:20.756
6	<b>59.228</b>		9:07:19.984
7	59.361	+0.133	9:08:19.345
8	59.439	+0.211	9:09:18.784
9	59.451	+0.223	9:10:18.235

Runde	Rundenzeit	Diff.	Tageszeit
<b>(320) Valentin Jenkner</b>			
1	1:01.802	+2.473	9:02:19.208
2	1:01.067	+1.738	9:03:20.275
3	59.955	+0.626	9:04:20.230
4	1:00.464	+1.135	9:05:20.694
5	59.628	+0.299	9:06:20.322
6	59.875	+0.546	9:07:20.197
7	59.708	+0.379	9:08:19.905
8	59.898	+0.569	9:09:19.803
9	<b>59.329</b>		9:10:19.132

Runde	Rundenzeit	Diff.	Tageszeit
<b>(319) Andreas Kilian</b>			
1	1:04.790	+5.409	9:02:18.299
2	3:51.724	+2:52.343	9:06:10.023
3	59.938	+0.557	9:07:09.961
4	59.606	+0.225	9:08:09.567
5	59.984	+0.603	9:09:09.551
6	<b>59.381</b>		9:10:08.932

Runde	Rundenzeit	Diff.	Tageszeit
<b>(316) Patrick Lipinski</b>			
1	1:01.684	+2.211	9:02:39.651
2	1:01.247	+1.774	9:03:40.898
3	1:00.342	+0.869	9:04:41.240
4	59.757	+0.284	9:05:40.997
5	1:01.173	+1.700	9:06:42.170
6	1:36.779	+37.306	9:08:18.949
7	1:02.406	+2.933	9:09:21.355
8	<b>59.473</b>		9:10:20.828

Runde	Rundenzeit	Diff.	Tageszeit
<b>(306) Jessica Pfeiffer</b>			
1	1:02.346	+2.833	9:02:17.518
2	1:01.132	+1.619	9:03:18.650

Runde	Rundenzeit	Diff.	Tageszeit
3	1:01.033	+1.520	9:04:19.683
4	1:00.354	+0.841	9:05:20.037
5	59.755	+0.242	9:06:19.792
6	1:00.050	+0.537	9:07:19.842
7	59.987	+0.474	9:08:19.829
8	59.616	+0.103	9:09:19.445
9	<b>59.513</b>		9:10:18.958

Runde	Rundenzeit	Diff.	Tageszeit
<b>(305) Marvin Trinh</b>			
1	1:02.072	+2.521	9:02:17.846
2	1:01.313	+1.762	9:03:19.159
3	1:00.775	+1.224	9:04:19.934
4	1:01.149	+1.598	9:05:21.083
5	1:00.486	+0.935	9:06:21.569
6	1:00.472	+0.921	9:07:22.041
7	1:00.052	+0.501	9:08:22.093
8	<b>59.551</b>		9:09:21.644
9	59.730	+0.179	9:10:21.374

Runde	Rundenzeit	Diff.	Tageszeit
<b>(327) Jessica Menze</b>			
1	1:02.494	+2.932	9:02:55.228
2	1:01.009	+1.447	9:03:56.237
3	1:00.456	+0.894	9:04:56.693
4	1:00.257	+0.695	9:05:56.950
5	1:00.282	+0.720	9:06:57.232
6	59.943	+0.381	9:07:57.175
7	1:00.175	+0.613	9:08:57.350
8	1:01.422	+1.860	9:09:58.772
9	<b>59.562</b>		9:10:58.334

Runde	Rundenzeit	Diff.	Tageszeit
<b>(312) Steffen Rump</b>			
1	1:22.018	+22.451	9:02:41.581
2	1:00.876	+1.309	9:03:42.457
3	1:00.283	+0.716	9:04:42.740
4	1:00.051	+0.484	9:05:42.791
5	1:00.325	+0.758	9:06:43.116
6	1:00.050	+0.483	9:07:43.166
7	59.922	+0.355	9:08:43.088
8	59.940	+0.373	9:09:43.028
9	<b>59.567</b>		9:10:42.595

Runde	Rundenzeit	Diff.	Tageszeit
<b>(321) Marvin Heller</b>			
1	1:01.301	+1.669	9:02:24.151
2	1:00.544	+0.912	9:03:24.695
3	1:00.007	+0.375	9:04:24.702
4	59.921	+0.289	9:05:24.623
5	59.988	+0.356	9:06:24.611
6	59.743	+0.111	9:07:24.354
7	59.781	+0.149	9:08:24.135
8	59.936	+0.304	9:09:24.071
9	<b>59.632</b>		9:10:23.703

Runde	Rundenzeit	Diff.	Tageszeit
<b>(311) Christin Scherf</b>			
1	1:02.565	+2.829	9:02:21.029
2	1:01.981	+2.245	9:03:23.010
3	1:00.853	+1.117	9:04:23.863
4	1:00.235	+0.499	9:05:24.098
5	1:00.853	+1.117	9:06:24.951
6	59.972	+0.236	9:07:24.923
7	1:00.009	+0.273	9:08:24.932
8	59.948	+0.212	9:09:24.880
9	<b>59.736</b>		9:10:24.616

Runde	Rundenzeit	Diff.	Tageszeit
<b>(318) André Kern</b>			
1	1:03.243	+3.482	9:02:28.775
2	1:01.236	+1.475	9:03:30.011

Runde	Rundenzeit	Diff.	Tageszeit
3	1:00.298	+0.537	9:04:30.309
4	1:00.061	+0.300	9:05:30.370
5	1:00.235	+0.474	9:06:30.605
6	59.767	+0.006	9:07:30.372
7	59.788	+0.027	9:08:30.160
8	<b>59.761</b>		9:09:29.921
9	1:02.901	+3.140	9:10:32.822

Runde	Rundenzeit	Diff.	Tageszeit
<b>(301) Emil Sawan-Montag</b>			
1	1:01.482	+1.689	9:02:31.823
2	1:00.537	+0.744	9:03:32.360
3	1:00.815	+1.022	9:04:33.175
4	1:00.160	+0.367	9:05:33.335
5	59.872	+0.079	9:06:33.207
6	1:00.220	+0.427	9:07:33.427
7	59.840	+0.047	9:08:33.267
8	<b>59.793</b>		9:09:33.060
9	59.805	+0.012	9:10:32.865

Runde	Rundenzeit	Diff.	Tageszeit
<b>(308) Eugen Weisbecker</b>			
1	1:03.360	+3.403	9:02:42.249
2	1:01.212	+1.255	9:03:43.461
3	1:00.641	+0.684	9:04:44.102
4	1:00.952	+0.995	9:05:45.054
5	1:00.511	+0.554	9:06:45.565
6	1:00.590	+0.633	9:07:46.155
7	<b>59.957</b>		9:08:46.112
8	1:00.200	+0.243	9:09:46.312
9	1:01.644	+1.687	9:10:47.956

Runde	Rundenzeit	Diff.	Tageszeit
<b>(307) Oliver Wendland</b>			
1	1:03.648	+3.586	9:02:39.075
2	1:01.707	+1.645	9:03:40.782
3	1:01.293	+1.231	9:04:42.075
4	1:00.523	+0.461	9:05:42.598
5	1:02.100	+2.038	9:06:44.698
6	1:00.247	+0.185	9:07:44.945
7	1:00.558	+0.496	9:08:45.503
8	<b>1:00.062</b>		9:09:45.565
9	1:00.161	+0.099	9:10:45.726

Runde	Rundenzeit	Diff.	Tageszeit
<b>(309) Jannik Korte</b>			
1	1:01.802	+1.689	9:02:48.725
2	1:01.081	+0.968	9:03:49.806
3	1:00.462	+0.349	9:04:50.268
4	1:00.247	+0.134	9:05:50.515
5	<b>1:00.113</b>		9:06:50.628
6	1:00.303	+0.190	9:07:50.931
7	1:00.167	+0.054	9:08:51.098
8	1:00.149	+0.036	9:09:51.247
9	1:01.653	+1.540	9:10:52.900

Runde	Rundenzeit	Diff.	Tageszeit
<b>(328) Henrik Flatz</b>			
1	1:02.279	+2.143	9:02:17.581
2	1:01.271	+1.135	9:03:18.852
3	1:00.762	+0.626	9:04:19.614
4	1:02.008	+1.872	9:05:21.622
5	1:34.669	+34.533	9:06:56.291
6	1:00.998	+0.862	9:07:57.289
7	<b>1:00.136</b>		9:08:57.425
8	1:00.686	+0.550	9:09:58.111
9	1:01.022	+0.886	9:10:59.133

Runde	Rundenzeit	Diff.	Tageszeit
<b>(302) Julian Looschen</b>			
1	1:01.877	+1.690	9:02:19.150
2	1:04.363	+4.176	9:03:23.513

Zeitnahmekommissar &amp; Auswertung: Monika Riehmers

Orbits

Rennleiter: Andreas Hörenz

Rennsekretär: Nicole Talkenberg

Aushang:

Uhr Reg-Nr.:07-09/2011

Unterschrift RL:

Unterschrift ZK:



www.mylaps.com

Licensed to: Motorsport Events



## ADAC Kart Bundesendlauf 2011

ADAC World Formula

Wackersdorf 1,275 Km

Warmup

02.10.2011 09:00

Practice started at 9:00:04

Runde	Rundenzeit	Diff.	Tageszeit
3	1:42.350	+42.163	9:05:05.863
4	1:01.607	+1.420	9:06:07.470
5	1:00.476	+0.289	9:07:07.946
6	1:00.228	+0.041	9:08:08.174
7	1:01.872	+1.685	9:09:10.046
8	<b>1:00.187</b>		9:10:10.233

## (313) Johannes Gumbrecht

1	1:01.649	+1.449	9:02:34.895
2	1:00.726	+0.526	9:03:35.621
3	1:00.685	+0.485	9:04:36.306
4	1:00.988	+0.788	9:05:37.294
5	<b>1:00.200</b>		9:06:37.494
6	1:00.239	+0.039	9:07:37.733
7	1:02.651	+2.451	9:08:40.384
8	1:57.449	+57.249	9:10:37.833

## (310) Niklas Kry

1	1:02.520	+2.310	9:02:50.188
2	1:00.902	+0.692	9:03:51.090
3	1:00.357	+0.147	9:04:51.447
4	<b>1:00.210</b>		9:05:51.657
5	1:00.225	+0.015	9:06:51.882
6	1:00.420	+0.210	9:07:52.302
7	1:00.700	+0.490	9:08:53.002

## (324) Jan Lingelbach

1	1:01.985	+1.628	9:02:32.077
2	1:02.102	+1.745	9:03:34.179
3	1:01.964	+1.607	9:04:36.143
4	1:01.582	+1.225	9:05:37.725
5	1:00.711	+0.354	9:06:38.436
6	1:00.809	+0.452	9:07:39.245
7	1:00.823	+0.466	9:08:40.068
8	1:00.623	+0.266	9:09:40.691
9	<b>1:00.357</b>		9:10:41.048

## (325) Fabian Ferres

1	1:03.641	+3.241	9:02:39.468
2	1:02.137	+1.737	9:03:41.605
3	1:00.937	+0.537	9:04:42.542
4	1:00.913	+0.513	9:05:43.455
5	1:00.738	+0.338	9:06:44.193
6	<b>1:00.400</b>		9:07:44.593
7	1:00.401	+0.001	9:08:44.994
8	1:00.992	+0.592	9:09:45.986
9	1:03.067	+2.667	9:10:49.053

## (329) Max Bochnig

1	1:02.091	+1.559	9:02:18.458
2	1:02.680	+2.148	9:03:21.138
3	2:08.130	+1:07.598	9:05:29.268
4	1:01.826	+1.294	9:06:31.094
5	<b>1:00.532</b>		9:07:31.626
6	1:00.862	+0.330	9:08:32.488
7	1:01.577	+1.045	9:09:34.065
8	1:00.907	+0.375	9:10:34.972

## (303) Malte Bräuer

1	1:03.900	+3.191	9:02:40.301
2	1:02.028	+1.319	9:03:42.329
3	1:01.421	+0.712	9:04:43.750
4	1:00.845	+0.136	9:05:44.595
5	1:00.787	+0.078	9:06:45.382
6	1:01.419	+0.710	9:07:46.801
7	<b>1:00.709</b>		9:08:47.510

Runde	Rundenzeit	Diff.	Tageszeit
8	1:00.716	+0.007	9:09:48.226
9	1:01.770	+1.061	9:10:49.996

## (322) Justin Kerkhoff

1	1:03.215	+2.485	9:02:28.688
2	1:03.061	+2.331	9:03:31.749
3	1:02.304	+1.574	9:04:34.053
4	1:01.261	+0.531	9:05:35.314
5	<b>1:00.730</b>		9:06:36.044
6	1:00.977	+0.247	9:07:37.021
7	1:01.027	+0.297	9:08:38.048
8	1:01.388	+0.658	9:09:39.436
9	1:01.026	+0.296	9:10:40.462

## (330) Maira Müller

1	<b>1:01.977</b>		9:02:18.712
2	2:03.979	+1:02.002	9:04:22.691

Zeitnahmekommissar &amp; Auswertung: Monika Riehmers

Orbits

Rennleiter: Andreas Hörenz

Rennsekretär: Nicole Talkenberg

Aushang:

Uhr Reg-Nr.:07-09/2011

Unterschrift RL:

Unterschrift ZK:



www.mylaps.com

Licensed to: Motorsport Events

Printed: 02.10.2011 09:11:50

Seite 2/2

# ADAC Kart Bundesendlauf 2011

ADAC World Formula

Wackersdorf 1,275 Km

Rennen 2

02.10.2011 11:15

Race (11 Laps) started at 11:19:14

Pos.	Nr.	Name	Wohnort	Region	Fabrikat	Bewerber/Sponsor	Rnd.	Gesamtzeit	Diff.	Ø km/h	Beste Zeit	km/h	Pkt.
1	314	Lukas Korbela	Lippborg	WAKC	Zanardi/Briggs&Str	Andreas Henke	11	10:51.204		77,533	58.879	77,956	20
2	310	Niklas Kry	Brilon	WAKC	Corsa/Briggs&Strat	CV-Racing	11	10:53.511	2.307	77,260	58.967	77,840	18
3	318	André Kern	Anröchte	WAKC	PCR/ Briggs&Stratt		11	11:01.787	10.583	76,293	59.317	77,381	16
4	305	Marvin Trinh	Eschborn	WAKC	PCR/ Briggs&Stratt	ADAC Hessen-Thüringen	11	11:04.062	12.858	76,032	59.265	77,449	15
5	313	Johannes Gumbrecht	München	SAKC	Intrepid/Briggs&Str	MC Waldkraiburg	11	11:06.817	15.613	75,718	59.077	77,695	14
6	301	Emil Sawan-Montag	Berlin	NAKC	Gillard/ Briggs&Str	SAM Racing	11	11:08.399	17.195	75,539	59.304	77,398	13
7	319	Andreas Kilian	Walhausen	WAKC	PCR/ Briggs&Stratt		11	11:08.743	17.539	75,500	58.455	78,522	12
8	308	Eugen Weisbecker	Soest	WAKC	Wild-Kart/Briggs&S	MSC Soester Börde	11	11:08.830	17.626	75,490	59.822	76,728	11
9	324	Jan Lingelbach	Bad Wildungen	WAKC	PCR/ Briggs&Stratt	No-Limit	11	11:09.959	18.755	75,363	59.384	77,294	10
10	307	Oliver Wendland	Schwedt/O.	NAKC	Top-Kart/Briggs&St	MSG Eberswalde	11	11:10.139	18.935	75,343	59.396	77,278	9
11	317	Tom Kleingries	Dorsten	WAKC	PCR/ Briggs&Stratt	Beule Kart Racing Team	11	11:10.161	18.957	75,340	59.358	77,327	8
12	306	Jessica Pfeiffer	Korbach-Rhena	WAKC	Zanardi/Briggs&Str	SRT	11	11:10.244	19.040	75,331	59.212	77,518	7
13	312	Steffen Rump	Lünen	WAKC	PCR/ Briggs&Stratt	MSC Bork	11	11:11.199	19.995	75,224	59.512	77,127	6
14	320	Valentin Jenkner	Salzgitter	OAKC	Mach1/B&S	LIQUI MOLY Jenkner racing!	11	11:12.000	20.796	75,134	59.432	77,231	5
15	311	Christin Scherf	Gelsenkirchen	WAKC	PCR/ Briggs&Stratt	Beule Kart Racing Team	11	11:12.497	21.293	75,078	1:00.146	76,314	4
16	302	Julian Looschen	Grafrath	SAKC	Birel / Briggs&Strat		11	11:12.628	21.424	75,064	59.354	77,333	3
17	330	Maira Müller	Wunstorf	NAKC	Mach 1/Briggs&Str	RSG Hamburg	11	11:13.358	22.154	74,982	59.969	76,540	2
18	329	Max Bochnig	Geesthacht	NAKC	Mach 1/Briggs&Str	ADAC Team Hansa	11	11:16.569	25.365	74,627	1:00.125	76,341	1
19	326	Paul Voegeding	Walzbachtal	SAKC	Birel / Briggs&Strat	ADAC Nordbaden	11	11:18.274	27.070	74,439	58.516	78,440	0
20	303	Malte Bräuer	Lasbek	NAKC	Mach 1/Briggs&Str	ADAC Team Hansa	11	11:18.497	27.293	74,414	1:00.479	75,894	0
21	325	Fabian Ferres	Bergweiler	NAKC	Top-Kart/Briggs&St	Auto Ferres	11	11:18.820	27.616	74,379	1:00.447	75,934	0
22	328	Henrik Flatz	Geesthacht	NAKC	Mach 1/Briggs&Str	ADAC Team Hansa	11	11:18.930	27.726	74,367	58.942	77,873	0
23	322	Justin Kerkhoff	Oberhausen	WAKC	PCR/ Briggs&Stratt	Beule Kart Racing Team	11	11:19.628	28.424	74,291	1:00.727	75,584	0
24	309	Jannik Korte	Wetter	WAKC	Zanardi/Briggs&Str	Beule Kart Racing Team	11	11:27.132	35.928	73,479	59.804	76,751	0
25	316	Patrick Lipinski	Lüdenscheid	WAKC	Zanardi/ Briggs&St	Beule Kart Racing Team	10	10:11.276	1 Lap	75,089	59.308	77,393	0
26	327	Jessica Menze	Wuppertal	WAKC	PCR/ Briggs&Stratt		8	8:42.621	3 Laps	70,261	59.506	77,135	0
27	321	Marvin Heller	Hünfeld	WAKC	PCR/ Briggs&Stratt	ADAC Hessen-Thüringen	4	4:01.566	7 Laps	76,004	59.588	77,029	0

## Announcements

Ergebnis vorbehaltlich technischer Nachuntersuchung

Gestartet: 27 Gewertet: 27 nicht Gewertet: 0

Start-Nr.: 328 + 10 sek. Zeitstrafe(Rennleiterentscheidung)

Vorsprung	Ø km/h	Beste Rundenzeit	km/h	Beste Runde von
2.307	77,533	58.455	78,522	319 - Andreas Kilian

Zeitnahmekommissar & Auswertung: Monika Riehmers

Orbits

Rennleiter: Andreas Hörenz Rennsekretär: Nicole Talkenberg

Aushang: Uhr Reg-Nr.:07-09/2011

www.mylaps.com

Unterschrift RL: Unterschrift ZK:

Licensed to: Motorsport Events





## ADAC Kart Bundesendlauf 2011

ADAC World Formula

Wackersdorf 1,275 Km

Rennen 2

02.10.2011 11:15

Race (11 Laps) started at 11:19:14

Runde	Rundenzeit	Diff.	Tageszeit
<b>(314) Lukas Korbela</b>			
1	1:00.593	+1.714	11:20:14.829
2	59.611	+0.732	11:21:14.440
3	59.161	+0.282	11:22:13.601
4	58.945	+0.066	11:23:12.546
5	59.072	+0.193	11:24:11.618
6	59.121	+0.242	11:25:10.739
7	<b>58.879</b>		11:26:09.618
8	59.034	+0.155	11:27:08.652
9	58.891	+0.012	11:28:07.543
10	58.909	+0.030	11:29:06.452
11	58.988	+0.109	11:30:05.440

Runde	Rundenzeit	Diff.	Tageszeit
<b>(310) Niklas Kry</b>			
1	1:00.927	+1.960	11:20:15.288
2	59.729	+0.762	11:21:15.017
3	59.443	+0.476	11:22:14.460
4	59.057	+0.090	11:23:13.517
5	59.438	+0.471	11:24:12.955
6	59.351	+0.384	11:25:12.306
7	59.178	+0.211	11:26:11.484
8	58.987	+0.020	11:27:10.471
9	59.174	+0.207	11:28:09.645
10	59.135	+0.168	11:29:08.780
11	<b>58.967</b>		11:30:07.747

Runde	Rundenzeit	Diff.	Tageszeit
<b>(318) André Kern</b>			
1	1:03.945	+4.628	11:20:18.659
2	1:00.404	+1.087	11:21:19.063
3	59.358	+0.041	11:22:18.421
4	59.760	+0.443	11:23:18.181
5	1:00.696	+1.379	11:24:18.877
6	59.557	+0.240	11:25:18.434
7	1:00.037	+0.720	11:26:18.471
8	59.517	+0.200	11:27:17.988
9	59.338	+0.021	11:28:17.326
10	59.380	+0.063	11:29:16.706
11	<b>59.317</b>		11:30:16.023

Runde	Rundenzeit	Diff.	Tageszeit
<b>(305) Marvin Trinh</b>			
1	1:03.516	+4.251	11:20:19.104
2	1:00.159	+0.894	11:21:19.263
3	59.314	+0.049	11:22:18.577
4	1:00.997	+1.732	11:23:19.574
5	59.363	+0.098	11:24:18.937
6	1:00.112	+0.847	11:25:19.049
7	1:00.124	+0.859	11:26:19.173
8	1:01.100	+1.835	11:27:20.273
9	59.476	+0.211	11:28:19.749
10	<b>59.265</b>		11:29:19.014
11	59.284	+0.019	11:30:18.298

Runde	Rundenzeit	Diff.	Tageszeit
<b>(313) Johannes Gumbrecht</b>			
1	1:03.405	+4.328	11:20:17.990
2	59.615	+0.538	11:21:17.605
3	1:00.404	+1.327	11:22:18.009
4	59.208	+0.131	11:23:17.217
5	1:02.212	+3.135	11:24:19.429
6	1:02.254	+3.177	11:25:21.683
7	1:00.365	+1.288	11:26:22.048
8	1:00.691	+1.614	11:27:22.739
9	59.857	+0.780	11:28:22.596
10	59.380	+0.303	11:29:21.976
11	<b>59.077</b>		11:30:21.053

Runde	Rundenzeit	Diff.	Tageszeit
<b>(301) Emil Sawan-Montag</b>			
1	1:07.001	+7.697	11:20:22.868
2	1:00.284	+0.980	11:21:23.152
3	1:00.604	+1.300	11:22:23.756
4	<b>59.304</b>		11:23:23.060
5	59.658	+0.354	11:24:22.718
6	59.998	+0.694	11:25:22.716
7	1:00.660	+1.356	11:26:23.376
8	1:00.091	+0.787	11:27:23.467
9	1:00.196	+0.892	11:28:23.663
10	59.350	+0.046	11:29:23.013
11	59.622	+0.318	11:30:22.635

Runde	Rundenzeit	Diff.	Tageszeit
<b>(319) Andreas Kilian</b>			
1	1:03.939	+5.484	11:20:18.718
2	59.700	+1.245	11:21:18.418
3	59.804	+1.349	11:22:18.222
4	<b>58.455</b>		11:23:16.677
5	1:02.102	+3.647	11:24:18.779
6	1:02.701	+4.246	11:25:21.480
7	1:00.728	+2.273	11:26:22.208
8	1:00.089	+1.634	11:27:22.297
9	1:00.339	+1.884	11:28:22.636
10	1:00.021	+1.566	11:29:22.657
11	1:00.322	+1.867	11:30:22.979

Runde	Rundenzeit	Diff.	Tageszeit
<b>(308) Eugen Weisbecker</b>			
1	1:03.984	+4.162	11:20:18.859
2	1:00.995	+1.173	11:21:19.854
3	<b>59.822</b>		11:22:19.676
4	1:00.195	+0.373	11:23:19.871
5	59.847	+0.025	11:24:19.718
6	1:02.374	+2.552	11:25:22.092
7	1:00.192	+0.370	11:26:22.284
8	1:00.514	+0.692	11:27:22.798
9	59.963	+0.141	11:28:22.761
10	1:00.073	+0.251	11:29:22.834
11	1:00.232	+0.410	11:30:23.066

Runde	Rundenzeit	Diff.	Tageszeit
<b>(328) Henrik Flatz</b>			
1	1:06.510	+7.568	11:20:22.254
2	1:00.524	+1.582	11:21:22.778
3	1:01.660	+2.718	11:22:24.438
4	<b>58.942</b>		11:23:23.380
5	59.476	+0.534	11:24:22.856
6	1:00.012	+1.070	11:25:22.868
7	1:00.624	+1.682	11:26:23.492
8	1:00.427	+1.485	11:27:23.919
9	59.766	+0.824	11:28:23.685
10	59.404	+0.462	11:29:23.089
11	1:00.077	+1.135	11:30:23.166

Runde	Rundenzeit	Diff.	Tageszeit
<b>(324) Jan Lingelbach</b>			
1	1:02.384	+3.000	11:20:17.151
2	1:00.406	+1.022	11:21:17.557
3	59.452	+0.068	11:22:17.009
4	59.540	+0.156	11:23:16.549
5	1:03.386	+4.002	11:24:19.935
6	1:02.380	+2.996	11:25:22.315
7	1:00.367	+0.983	11:26:22.682
8	1:00.711	+1.327	11:27:23.393
9	1:00.598	+1.214	11:28:23.991
10	<b>59.384</b>		11:29:23.375
11	1:00.820	+1.436	11:30:24.195

Runde	Rundenzeit	Diff.	Tageszeit
<b>(307) Oliver Wendland</b>			

Runde	Rundenzeit	Diff.	Tageszeit
<b>(317) Tom Kleingries</b>			
1	1:06.452	+7.056	11:20:21.595
2	1:00.773	+1.377	11:21:22.368
3	<b>59.396</b>		11:22:21.764
4	59.693	+0.297	11:23:21.457
5	1:00.417	+1.021	11:24:21.874
6	1:00.629	+1.233	11:25:22.503
7	1:00.407	+1.011	11:26:22.910
8	1:00.637	+1.241	11:27:23.547
9	1:00.609	+1.213	11:28:24.156
10	1:00.029	+0.633	11:29:24.185
11	1:00.190	+0.794	11:30:24.375

Runde	Rundenzeit	Diff.	Tageszeit
<b>(306) Jessica Pfeiffer</b>			
1	1:01.748	+2.390	11:20:16.044
2	1:00.144	+0.786	11:21:16.188
3	1:00.467	+1.109	11:22:16.655
4	59.515	+0.157	11:23:16.170
5	1:08.091	+8.733	11:24:24.261
6	<b>59.358</b>		11:25:23.619
7	1:00.558	+1.200	11:26:24.177
8	1:00.253	+0.895	11:27:24.430
9	1:00.044	+0.686	11:28:24.474
10	59.466	+0.108	11:29:23.940
11	1:00.457	+1.099	11:30:24.397

Runde	Rundenzeit	Diff.	Tageszeit
<b>(312) Steffen Rump</b>			
1	1:06.970	+7.758	11:20:21.950
2	1:01.134	+1.922	11:21:23.084
3	1:01.012	+1.800	11:22:24.096
4	<b>59.212</b>		11:23:23.308
5	59.847	+0.635	11:24:23.155
6	59.832	+0.620	11:25:22.987
7	1:01.595	+2.383	11:26:24.582
8	1:00.354	+1.142	11:27:24.936
9	1:00.120	+0.908	11:28:25.056
10	59.873	+0.661	11:29:24.929
11	59.551	+0.339	11:30:24.480

Runde	Rundenzeit	Diff.	Tageszeit
<b>(320) Valentin Jenkner</b>			
1	1:06.019	+6.507	11:20:21.265
2	1:01.430	+1.918	11:21:22.695
3	1:00.699	+1.187	11:22:23.394
4	<b>59.512</b>		11:23:22.906
5	59.599	+0.087	11:24:22.505
6	1:00.819	+1.307	11:25:23.324
7	1:01.103	+1.591	11:26:24.427
8	1:00.096	+0.584	11:27:24.523
9	1:00.751	+1.239	11:28:25.274
10	59.896	+0.384	11:29:25.170
11	1:00.265	+0.753	11:30:25.435

Runde	Rundenzeit	Diff.	Tageszeit
<b>(320) Valentin Jenkner</b>			
1	1:06.397	+6.965	11:20:22.584
2	1:00.381	+0.949	11:21:22.965
3	1:05.478	+6.046	11:22:28.443
4	59.681	+0.249	11:23:28.124
5	<b>59.432</b>		11:24:27.556
6	59.835	+0.403	11:25:27.391
7	59.560	+0.128	11:26:26.951
8	59.870	+0.438	11:27:26.821
9	1:00.052	+0.620	11:28:26.873
10	59.688	+0.256	11:29:26.561
11	59.675	+0.243	11:30:26.236

Runde	Rundenzeit	Diff.	Tageszeit
<b>(311) Christin Scherf</b>			
1	1:04.860	+4.714	11:20:19.729

Zeitnahmekommissar &amp; Auswertung: Monika Riehmers

Orbits

Rennleiter: Andreas Hörenz

Rennsekretär: Nicole Talkenberg

Aushang:

Uhr Reg-Nr.:07-09/2011

Unterschrift RL:

Unterschrift ZK:



www.mylaps.com

Licensed to: Motorsport Events



## ADAC Kart Bundesendlauf 2011

ADAC World Formula

Wackersdorf 1,275 Km

Rennen 2

02.10.2011 11:15

Race (11 Laps) started at 11:19:14

Runde	Rundenzeit	Diff.	Tageszeit
2	1:01.055	+0.909	11:21:20.784
3	1:00.876	+0.730	11:22:21.660
4	1:00.276	+0.130	11:23:21.936
5	1:00.260	+0.114	11:24:22.196
6	1:00.598	+0.452	11:25:22.794
7	1:01.287	+1.141	11:26:24.081
8	1:00.326	+0.180	11:27:24.407
9	1:00.552	+0.406	11:28:24.959
10	<b>1:00.146</b>		11:29:25.105
11	1:01.628	+1.482	11:30:26.733

## (302) Julian Looschen

1	1:07.323	+7.969	11:20:22.868
2	1:00.451	+1.097	11:21:23.319
3	1:01.310	+1.956	11:22:24.629
4	59.720	+0.366	11:23:24.349
5	59.636	+0.282	11:24:23.985
6	<b>59.354</b>		11:25:23.339
7	1:01.396	+2.042	11:26:24.735
8	1:00.839	+1.485	11:27:25.574
9	59.615	+0.261	11:28:25.189
10	1:00.189	+0.835	11:29:25.378
11	1:01.486	+2.132	11:30:26.864

## (330) Maira Müller

1	1:04.410	+4.441	11:20:19.422
2	1:01.083	+1.114	11:21:20.505
3	1:00.629	+0.660	11:22:21.134
4	1:00.175	+0.206	11:23:21.309
5	1:00.271	+0.302	11:24:21.580
6	1:00.915	+0.946	11:25:22.495
7	1:00.749	+0.780	11:26:23.244
8	1:03.537	+3.568	11:27:26.781
9	1:00.025	+0.056	11:28:26.806
10	1:00.819	+0.850	11:29:27.625
11	<b>59.969</b>		11:30:27.594

## (329) Max Bochnig

1	1:06.255	+6.130	11:20:23.064
2	1:00.330	+0.205	11:21:23.394
3	1:01.453	+1.328	11:22:24.847
4	1:00.762	+0.637	11:23:25.609
5	1:00.774	+0.649	11:24:26.383
6	1:01.457	+1.332	11:25:27.840
7	1:01.400	+1.275	11:26:29.240
8	1:00.835	+0.710	11:27:30.075
9	<b>1:00.125</b>		11:28:30.200
10	1:00.349	+0.224	11:29:30.549
11	1:00.256	+0.131	11:30:30.805

## (326) Paul Voegeding

1	1:24.831	+26.315	11:20:40.883
2	59.368	+0.852	11:21:40.251
3	59.542	+1.026	11:22:39.793
4	59.022	+0.506	11:23:38.815
5	59.604	+1.088	11:24:38.419
6	59.339	+0.823	11:25:37.758
7	59.207	+0.691	11:26:36.965
8	58.880	+0.364	11:27:35.845
9	58.794	+0.278	11:28:34.639
10	<b>58.516</b>		11:29:33.155
11	59.355	+0.839	11:30:32.510

## (303) Malte Bräuer

1	1:07.894	+7.415	11:20:23.157
2	<b>1:00.479</b>		11:21:23.636

Runde	Rundenzeit	Diff.	Tageszeit
3	1:01.305	+0.826	11:22:24.941
4	1:00.799	+0.320	11:23:25.740
5	1:00.913	+0.434	11:24:26.653
6	1:01.314	+0.835	11:25:27.967
7	1:01.372	+0.893	11:26:29.339
8	1:00.928	+0.449	11:27:30.267
9	1:00.733	+0.254	11:28:31.000
10	1:00.984	+0.505	11:29:31.984
11	1:00.749	+0.270	11:30:32.733

## (325) Fabian Ferres

1	1:07.427	+6.980	11:20:23.859
2	<b>1:00.447</b>		11:21:24.306
3	1:01.034	+0.587	11:22:25.340
4	1:00.807	+0.360	11:23:26.147
5	1:00.791	+0.344	11:24:26.938
6	1:01.560	+1.113	11:25:28.498
7	1:01.177	+0.730	11:26:29.675
8	1:00.835	+0.388	11:27:30.510
9	1:00.660	+0.213	11:28:31.170
10	1:01.230	+0.783	11:29:32.400
11	1:00.656	+0.209	11:30:33.056

## (322) Justin Kerkhoff

1	1:05.483	+4.756	11:20:20.595
2	1:01.819	+1.092	11:21:22.414
3	1:02.016	+1.289	11:22:24.430
4	1:00.861	+0.134	11:23:25.291
5	1:01.057	+0.330	11:24:26.348
6	1:01.415	+0.688	11:25:27.763
7	1:01.389	+0.662	11:26:29.152
8	1:01.025	+0.298	11:27:30.177
9	<b>1:00.727</b>		11:28:30.904
10	1:01.529	+0.802	11:29:32.433
11	1:01.431	+0.704	11:30:33.864

## (309) Jannik Korte

1	1:23.717	+23.913	11:20:39.223
2	1:00.384	+0.580	11:21:39.607
3	1:00.996	+1.192	11:22:40.603
4	1:00.069	+0.265	11:23:40.672
5	1:00.482	+0.678	11:24:41.154
6	59.906	+0.102	11:25:41.060
7	1:00.022	+0.218	11:26:41.082
8	1:00.552	+0.748	11:27:41.634
9	<b>59.804</b>		11:28:41.438
10	59.965	+0.161	11:29:41.403
11	59.965	+0.161	11:30:41.368

## (316) Patrick Lipinski

1	1:02.521	+3.213	11:20:17.080
2	59.847	+0.539	11:21:16.927
3	59.652	+0.344	11:22:16.579
4	59.531	+0.223	11:23:16.110
5	1:03.070	+3.762	11:24:19.180
6	1:00.311	+1.003	11:25:19.491
7	59.676	+0.368	11:26:19.167
8	1:07.607	+8.299	11:27:26.774
9	59.430	+0.122	11:28:26.204
10	<b>59.308</b>		11:29:25.512

## (327) Jessica Menze

1	1:02.300	+2.794	11:20:16.935
2	1:00.330	+0.824	11:21:17.265
3	<b>59.506</b>		11:22:16.771
4	59.681	+0.175	11:23:16.452

Runde	Rundenzeit	Diff.	Tageszeit
5	1:02.900	+3.394	11:24:19.352
6	1:04.679	+5.173	11:25:24.031
7	1:16.163	+16.657	11:26:40.194
8	1:16.663	+17.157	11:27:56.857

## (321) Marvin Heller

1	1:01.552	+1.964	11:20:15.969
2	1:00.207	+0.619	11:21:16.176
3	1:00.038	+0.450	11:22:16.214
4	<b>59.588</b>		11:23:15.802

Zeitnahmekommissar &amp; Auswertung: Monika Riehmers

Orbits

Rennleiter: Andreas Hörenz

Rennsekretär: Nicole Talkenberg

Aushang:

Uhr Reg-Nr.:07-09/2011

Unterschrift RL:

Unterschrift ZK:



www.mylaps.com

Licensed to: Motorsport Events

## ADAC Kart Bundesendlauf 2011

ADAC World Formula

Wackersdorf 1,275 Km

Gesamtwertung World Formular

Pos.	Nr.	Name	Wohnort	Region	Fabrikat	Bewerber/Sponsor	R1.	R2.	Gesamtpunktzahl
1	314	Lukas Korbela	Lippborg	WAKC	Zanardi/Briggs&Stratton	Andreas Henke	20	20	40
2	310	Niklas Kry	Brilon	WAKC	Corsa/Briggs&Stratton	CV-Racing	16	18	34
3	318	André Kern	Anröchte	WAKC	PCR/ Briggs&Stratton		12	16	28
4	313	Johannes Gumbrecht	München	SAKC	Intrepid/Briggs&Stratton	MC Waldkraiburg	14	14	28
5	317	Tom Kleingries	Dorsten	WAKC	PCR/ Briggs&Stratton	Beule Kart Racing Team	18	8	26
6	319	Andreas Kilian	Walhausen	WAKC	PCR/ Briggs&Stratton		10	12	22
7	324	Jan Lingelbach	Bad Wildungen	WAKC	PCR/ Briggs&Stratton	No-Limit	9	10	19
8	308	Eugen Weisbecker	Soest	WAKC	Wild-Kart/Briggs&Stratton	MSC Soester Börde	7	11	18
9	321	Marvin Heller	Hünfeld	WAKC	PCR/ Briggs&Stratton	ADAC Hessen-Thüringen	15	0	15
10	305	Marvin Trinh	Eschborn	WAKC	PCR/ Briggs&Stratton	ADAC Hessen-Thüringen	0	15	15
11	301	Emil Sawan-Montag	Berlin	NAKC	Gillard/ Briggs&Stratton	SAM Racing	0	13	13
12	316	Patrick Lipinski	Lüdenscheid	WAKC	Zanardi/ Briggs&Stratton	Beule Kart Racing Team	13	0	13
13	306	Jessica Pfeiffer	Korbach-Rhena	WAKC	Zanardi/Briggs&Stratton	SRT	6	7	13
14	307	Oliver Wendland	Schwedt/O.	NAKC	Top-Kart/Briggs&Stratton	MSG Eberswalde	3	9	12
15	311	Christin Scherf	Gelsenkirchen	WAKC	PCR/ Briggs&Stratton	Beule Kart Racing Team	8	4	12
16	327	Jessica Menze	Wuppertal	WAKC	PCR/ Briggs&Stratton		11	0	11
17	312	Steffen Rump	Lünen	WAKC	PCR/ Briggs&Stratton	MSC Bork	1	6	7
18	330	Maira Müller	Wunstorf	NAKC	Mach 1/Briggs&Stratton	RSG Hamburg	5	2	7
19	320	Valentin Jenkner	Salzgitter	OAKC	Mach1/B&S	LIQUI MOLY Jenkner racing	0	5	5
20	322	Justin Kerkhoff	Oberhausen	WAKC	PCR/ Briggs&Stratton	Beule Kart Racing Team	4	0	4
21	302	Julian Looschen	Grafath	SAKC	Birel / Briggs&Stratton		0	3	3
22	303	Malte Bräuer	Lasbek	NAKC	Mach 1/Briggs&Stratton	ADAC Team Hansa	2	0	2
23	329	Max Bochnig	Geesthacht	NAKC	Mach 1/Briggs&Stratton	ADAC Team Hansa	0	1	1
24	326	Paul Voegeding	Walzbachtal	SAKC	Birel / Briggs&Stratton	ADAC Nordbaden	0	0	0
25	325	Fabian Ferres	Bergweiler	NAKC	Top-Kart/Briggs&Stratton	Auto Ferres	0	0	0
26	328	Henrik Flatz	Geesthacht	NAKC	Mach 1/Briggs&Stratton	ADAC Team Hansa	0	0	0
27	309	Jannik Korte	Wetter	WAKC	Zanardi/Briggs&Stratton	Beule Kart Racing Team	0	0	0
28	315	Julien Trautmann	Greimerath	WAKC	Top-Kart/Briggs&Stratton	Barzen Schmierstoffe Oilshc	0	--	0
29	304	Laura Jebe	Schleswig	NAKC	Mach 1/Briggs&Stratton	Kartschmiede Sörup	0	--	0
30	323	Stefan Hock	Flensburg	NAKC	Mach 1/Briggs&Stratton	Kartschmiede.de	0	--	0

Zeitnahmekommissar &amp; Auswertung: Monika Riehmers

Orbits

Rennleiter: Andreas Hörenz

Rennsekretär: Nicole Talkenberg

Aushang:

Uhr Reg-Nr.:07-09/2011

Unterschrift RL:

Unterschrift ZK:

www.mylaps.com

Licensed to: Motorsport Events

