



DMV Kart Championship Oppenrod

KF3

Bellof Arena 1,042 Km

freies Training

19.06.2011 08:43

Training gestartet um 8:43:44

Pos.	St.Nr.	Name	Wohnort	Fabrikat	Bewerber/Sponsor	Rnd.	Beste Zeit	Diff.	km/h	In Rd.
1	74	Gino Wetzels	GER-Waldfeucht	Birel/TM	MSC Wittgenborn/	8	49.017		76,529	8
2	12	Dario Mackenrodt	ITA-Hann. Münden	Tony/Vortex	KSM Racing Team/	7	49.341	0.324	76,026	7
3	22	Eric Luz	GER-Bad Wimpfen	Birel/TM	Solgart Motorsport	8	49.402	0.385	75,932	7
4	4	Kim-Luis Schramm	GER-Wolfsberg	Tony/Vortex	ADAC Sachsen E.V/	8	49.416	0.399	75,911	8
5	39	Dennis Anoschin	GER-Wiesbaden	Tony/Parila		8	49.497	0.480	75,786	8
6	8	Marcel Lenerz	GER-Ludwigsau	Jesolo/Iame	TR-Racing/	7	49.501	0.484	75,780	6
7	60	Gabriel Seebald	CZE-Offenbach	Gillard/Parilla	KKC-Racing/PDP-Germany/	7	49.697	0.680	75,481	7
8	18	Marco Paul	GER-Waldems-Nieder	/	RS Motorsport/	8	49.702	0.685	75,474	7
9	26	Justin Barth	GER-Reichertshofen	Birel/Vortex	Ebert Motorsport/	7	49.722	0.705	75,443	6
10	56	Simona Lekaj	Murgenthal	Jesolo/Iame	TR Racing	7	49.752	0.735	75,398	7
11	3	Lucas Ayrton Mauron	SUI-Abtwil SG / Sinst	Birel/TM	Solgart Motorsport/	7	49.815	0.798	75,303	6
12	19	Dominik Lanz	GER-Kronau	Birel/TM	Hantscher Kart Racing/	7	49.868	0.851	75,223	7
13	49	Oliver Riedel	GER-Badbergen	Tony/Vortex	KSM Racing Team/	7	49.871	0.854	75,218	6
14	28	Sebastian Balthasar	Köln			7	49.890	0.873	75,189	7
15	52	Mick Betsch	GER-Bergheim	Tony/Vortex	KSM Racing Team/	8	49.917	0.900	75,149	6
16	45	Toni Wolf	GER-Schönbrunn	Energy/TM	Jedi Racing Team	8	49.942	0.925	75,111	5
17	34	Mario Lauer	GER-Gründau	Maranello/Maxt		7	49.994	0.977	75,033	6
18	27	Moritz Horn	GER-Biebertal	Zanardi/TM	NoLimit Racing-Team/KV-Opper	8	50.023	1.006	74,990	7
19	114	Roman Schwedt	Riegelsberg	Maddox/Maxter	RL-Competition	8	50.058	1.041	74,937	7
20	46	Fabian Schiller	GER-Troisdorf	Energy/TM	Jedi Racingteam/	8	50.064	1.047	74,928	8
21	37	Toni Tschentscher	GER-Hohenstein-Ernst	DR/Iame	Team NKS/ADAC Sachsen	7	50.099	1.082	74,876	6
22	14	Niklas Gränz	GER-Hungen	Tony/TM	WST-Motorsport/Kart-Verein O	8	50.106	1.089	74,865	6
23	47	Louis Wölfle	GER-Ettenheim	Jesolo/IAME	TR Racing/Jesolo Tec. TR Racin	7	50.388	1.371	74,446	6
24	20	Nico Arone	GER-Heusweiler	CRG/Maxter	Eurokart CRG Germany/	8	50.430	1.413	74,384	7
25	7	Arlind Hoti	GER-Mannheim	Tony/Vortex	KSM Racing Team/	7	50.457	1.440	74,344	7
26	40	Philipp Schmitt	GER-Püttlingen	DR/Iame	DR-Germany	8	50.468	1.451	74,328	7
27	38	Nicholas Otto	GER-Grevenbroich	Tony/Vortex	KSM Racing Team/	7	50.926	1.909	73,660	4
28	10	Noyan Akduman	GER-Köln	Tony/Vortex	KSM Racing Team/	8	51.677	2.660	72,589	3
29	13	Cosimo Citignola	ITA-Karlsdorf-Neutha	/		6	51.716	2.699	72,535	4
30	97	Jessica Jost	SUI-Münchsmünster	Tony/TM		1	5:16.509	4:27.492	11,852	1

Zeitnahmekommissar & Auswertung: Monika Riehmers www.camp-company.de

Orbits

Rennleiter: Reinhard Tropp

Rennsekretär: Ute Bimber

Aushang:

Uhr Reg-Nr.:81/11

www.mylaps.com

Unterschrift RL:

Unterschrift ZK:

Lizenziert für Camp Company GmbH

Gedruckt: 19.06.2011 08:56:27



DMV Kart Championship Oppenrod

KF3

Bellof Arena 1,042 Km

freies Training

19.06.2011 08:43

Training gestartet um 8:43:44

Runde	Rundenzeit	Diff.	Tageszeit
(74) Gino Wetzels			
1	55.791	+6.774	8:44:43.405
2	51.744	+2.727	8:45:35.149
3	50.168	+1.151	8:46:25.317
4	50.916	+1.899	8:47:16.233
5	49.576	+0.559	8:48:05.809
6	49.191	+0.174	8:48:55.000
7	49.352	+0.335	8:49:44.352
8	49.017		8:50:33.369

Runde	Rundenzeit	Diff.	Tageszeit
(12) Dario Mackenrodt			
1	57.030	+7.689	8:45:18.118
2	51.658	+2.317	8:46:09.776
3	50.634	+1.293	8:47:00.410
4	50.185	+0.844	8:47:50.595
5	50.110	+0.769	8:48:40.705
6	49.572	+0.231	8:49:30.277
7	49.341		8:50:19.618

Runde	Rundenzeit	Diff.	Tageszeit
(22) Eric Luz			
1	55.639	+6.237	8:45:01.283
2	51.178	+1.776	8:45:52.461
3	50.647	+1.245	8:46:43.108
4	50.228	+0.826	8:47:33.336
5	49.630	+0.228	8:48:22.966
6	49.549	+0.147	8:49:12.515
7	49.402		8:50:01.917
8	52.218	+2.816	8:50:54.135

Runde	Rundenzeit	Diff.	Tageszeit
(4) Kim-Luis Schramm			
1	56.570	+7.154	8:44:43.182
2	52.312	+2.896	8:45:35.494
3	50.358	+0.942	8:46:25.852
4	49.980	+0.564	8:47:15.832
5	50.536	+1.120	8:48:06.368
6	49.588	+0.172	8:48:55.956
7	49.479	+0.063	8:49:45.435
8	49.416		8:50:34.851

Runde	Rundenzeit	Diff.	Tageszeit
(39) Dennis Anoschin			
1	57.722	+8.225	8:44:45.646
2	51.708	+2.211	8:45:37.354
3	50.709	+1.212	8:46:28.063
4	50.602	+1.105	8:47:18.665
5	50.339	+0.842	8:48:09.004
6	49.728	+0.231	8:48:58.732
7	49.530	+0.033	8:49:48.262
8	49.497		8:50:37.759

Runde	Rundenzeit	Diff.	Tageszeit
(8) Marcel Lenerz			
1	54.589	+5.088	8:45:30.581
2	50.847	+1.346	8:46:21.428
3	50.329	+0.828	8:47:11.757
4	50.454	+0.953	8:48:02.211
5	50.014	+0.513	8:48:52.225
6	49.501		8:49:41.726
7	49.559	+0.058	8:50:31.285

Runde	Rundenzeit	Diff.	Tageszeit
(60) Gabriel Seebald			
1	56.818	+7.121	8:44:49.209
2	53.046	+3.349	8:45:42.255
3	50.759	+1.062	8:46:33.014
4	50.538	+0.841	8:47:23.552
5	50.591	+0.894	8:48:14.143
6	50.206	+0.509	8:49:04.349

Runde	Rundenzeit	Diff.	Tageszeit
7	49.697		8:49:54.046
(18) Marco Paul			
1	59.037	+9.335	8:44:54.247
2	52.564	+2.862	8:45:46.811
3	51.223	+1.521	8:46:38.034
4	50.268	+0.566	8:47:28.302
5	50.074	+0.372	8:48:18.376
6	49.929	+0.227	8:49:08.305
7	49.702		8:49:58.007
8	52.162	+2.460	8:50:50.169

Runde	Rundenzeit	Diff.	Tageszeit
(26) Justin Barth			
1	1:05.447	+15.725	8:44:58.523
2	51.246	+1.524	8:45:49.769
3	50.732	+1.010	8:46:40.501
4	50.355	+0.633	8:47:30.856
5	49.996	+0.274	8:48:20.852
6	49.722		8:49:10.574
7	50.214	+0.492	8:50:00.788

Runde	Rundenzeit	Diff.	Tageszeit
(56) Simona Lekaj			
1	1:01.207	+11.455	8:45:11.581
2	55.031	+5.279	8:46:06.612
3	52.114	+2.362	8:46:58.726
4	50.353	+0.601	8:47:49.079
5	50.098	+0.346	8:48:39.177
6	49.971	+0.219	8:49:29.148
7	49.752		8:50:18.900

Runde	Rundenzeit	Diff.	Tageszeit
(3) Lucas Ayrton Mauron			
1	57.906	+8.091	8:44:57.676
2	51.664	+1.849	8:45:49.340
3	50.631	+0.816	8:46:39.971
4	50.521	+0.706	8:47:30.492
5	50.029	+0.214	8:48:20.521
6	49.815		8:49:10.336
7	50.065	+0.250	8:50:00.401

Runde	Rundenzeit	Diff.	Tageszeit
(19) Dominik Lanz			
1	58.635	+8.767	8:45:13.194
2	53.882	+4.014	8:46:07.076
3	52.420	+2.552	8:46:59.496
4	52.968	+3.100	8:47:52.464
5	50.821	+0.953	8:48:43.285
6	50.753	+0.885	8:49:34.038
7	49.868		8:50:23.906

Runde	Rundenzeit	Diff.	Tageszeit
(49) Oliver Riedel			
1	59.320	+9.449	8:44:54.915
2	52.306	+2.435	8:45:47.221
3	51.676	+1.805	8:46:38.897
4	1:16.884	+27.013	8:47:55.781
5	52.260	+2.389	8:48:48.041
6	49.871		8:49:37.912
7	49.939	+0.068	8:50:27.851

Runde	Rundenzeit	Diff.	Tageszeit
(28) Sebastian Balthasar			
1	58.356	+8.466	8:45:11.212
2	52.431	+2.541	8:46:03.643
3	51.126	+1.236	8:46:54.769
4	51.437	+1.547	8:47:46.206
5	50.237	+0.347	8:48:36.443
6	50.069	+0.179	8:49:26.512
7	49.890		8:50:16.402

Runde	Rundenzeit	Diff.	Tageszeit
(52) Mick Betsch			
1	56.820	+6.903	8:44:47.129
2	51.905	+1.988	8:45:39.034
3	50.892	+0.975	8:46:29.926
4	50.671	+0.754	8:47:20.597
5	50.328	+0.411	8:48:10.925
6	49.917		8:49:00.842
7	50.477	+0.560	8:49:51.319
8	51.240	+1.323	8:50:42.559

Runde	Rundenzeit	Diff.	Tageszeit
(45) Toni Wolf			
1	57.997	+8.055	8:45:11.290
2	52.431	+2.489	8:46:03.721
3	51.170	+1.228	8:46:54.891
4	50.421	+0.479	8:47:45.312
5	49.942		8:48:35.254
6	49.973	+0.031	8:49:25.227
7	49.999	+0.057	8:50:15.226
8	53.164	+3.222	8:51:08.390

Runde	Rundenzeit	Diff.	Tageszeit
(34) Mario Lauer			
1	59.944	+9.950	8:45:18.266
2	52.105	+2.111	8:46:10.371
3	50.738	+0.744	8:47:01.109
4	50.873	+0.879	8:47:51.982
5	50.087	+0.093	8:48:42.069
6	49.994		8:49:32.063
7	50.110	+0.116	8:50:22.173

Runde	Rundenzeit	Diff.	Tageszeit
(27) Moritz Horn			
1	57.266	+7.243	8:45:05.324
2	51.620	+1.597	8:45:56.944
3	50.738	+0.715	8:46:47.682
4	50.609	+0.586	8:47:38.291
5	50.421	+0.398	8:48:28.712
6	50.228	+0.205	8:49:18.940
7	50.023		8:50:08.963
8	52.258	+2.235	8:51:01.221

Runde	Rundenzeit	Diff.	Tageszeit
(114) Roman Schwedt			
1	1:00.039	+9.981	8:44:59.301
2	52.235	+2.177	8:45:51.536
3	51.443	+1.385	8:46:42.979
4	51.199	+1.141	8:47:34.178
5	50.638	+0.580	8:48:24.816
6	50.504	+0.446	8:49:15.320
7	50.058		8:50:05.378
8	1:01.057	+10.999	8:51:06.435

Runde	Rundenzeit	Diff.	Tageszeit
(46) Fabian Schiller			
1	56.971	+6.907	8:44:44.604
2	51.883	+1.819	8:45:36.487
3	51.055	+0.991	8:46:27.542
4	50.848	+0.784	8:47:18.390
5	50.901	+0.837	8:48:09.291
6	50.158	+0.094	8:48:59.449
7	50.273	+0.209	8:49:49.722
8	50.064		8:50:39.786

Runde	Rundenzeit	Diff.	Tageszeit
(37) Toni Tschentscher			
1	56.936	+6.837	8:45:12.059
2	52.933	+2.834	8:46:04.992
3	50.709	+0.610	8:46:55.701
4	50.796	+0.697	8:47:46.497
5	50.313	+0.214	8:48:36.810
6	50.099		8:49:26.909



DMV Kart Championship Oppenrod

KF3

Bellof Arena 1,042 Km

freies Training

19.06.2011 08:43

Training gestartet um 8:43:44

Runde	Rundenzeit	Diff.	Tageszeit
7	50.155	+0.056	8:50:17.064

(14) Niklas Gränz

1	59.066	+8.960	8:44:53.935
2	52.622	+2.516	8:45:46.557
3	51.949	+1.843	8:46:38.506
4	50.650	+0.544	8:47:29.156
5	50.468	+0.362	8:48:19.624
6	50.106		8:49:09.730
7	51.390	+1.284	8:50:01.120
8	54.200	+4.094	8:50:55.320

(47) Louis Wölfle

1	1:01.909	+11.521	8:45:11.887
2	54.573	+4.185	8:46:06.460
3	52.600	+2.212	8:46:59.060
4	51.125	+0.737	8:47:50.185
5	51.173	+0.785	8:48:41.358
6	50.388		8:49:31.746
7	50.811	+0.423	8:50:22.557

(20) Nico Arone

1	58.240	+7.810	8:44:46.622
2	52.325	+1.895	8:45:38.947
3	50.785	+0.355	8:46:29.732
4	51.086	+0.656	8:47:20.818
5	50.919	+0.489	8:48:11.737
6	51.435	+1.005	8:49:03.172
7	50.430		8:49:53.602
8	50.816	+0.386	8:50:44.418

(7) Arlind Hoti

1	57.435	+6.978	8:45:18.860
2	52.573	+2.116	8:46:11.433
3	51.622	+1.165	8:47:03.055
4	50.746	+0.289	8:47:53.801
5	50.605	+0.148	8:48:44.406
6	50.579	+0.122	8:49:34.985
7	50.457		8:50:25.442

(40) Philipp Schmitt

1	59.524	+9.056	8:44:49.440
2	53.171	+2.703	8:45:42.611
3	51.462	+0.994	8:46:34.073
4	50.789	+0.321	8:47:24.862
5	50.721	+0.253	8:48:15.583
6	51.110	+0.642	8:49:06.693
7	50.468		8:49:57.161
8	54.308	+3.840	8:50:51.469

(38) Nicholas Otto

1	58.082	+7.156	8:44:46.174
2	52.198	+1.272	8:45:38.372
3	50.934	+0.008	8:46:29.306
4	50.926		8:47:20.232
5	51.235	+0.309	8:48:11.467
6	1:46.594	+55.668	8:49:58.061
7	55.355	+4.429	8:50:53.416

(10) Noyan Akduman

1	56.573	+4.896	8:44:47.446
2	52.291	+0.614	8:45:39.737
3	51.677		8:46:31.414
4	51.790	+0.113	8:47:23.204
5	52.025	+0.348	8:48:15.229
6	52.354	+0.677	8:49:07.583

Runde	Rundenzeit	Diff.	Tageszeit
7	52.115	+0.438	8:49:59.698
8	52.882	+1.205	8:50:52.580

(13) Cosimo Citignola

1	1:19.538	+27.822	8:45:25.736
2	53.564	+1.848	8:46:19.300
3	52.375	+0.659	8:47:11.675
4	51.716		8:48:03.391
5	1:31.343	+39.627	8:49:34.734
6	52.503	+0.787	8:50:27.237

(97) Jessica Jost

1	5:16.509		8:49:54.906
---	-----------------	--	-------------

Runde	Rundenzeit	Diff.	Tageszeit
-------	------------	-------	-----------



DMV Kart Championship Oppenrod

KF3

Bellof Arena 1,040 Km

Zeittraining

19.06.2011 10:05

Qualifikation gestartet um 10:43:07

Pos.	St.Nr.	Name	Wohnort	Fabrikat	Bewerber/Sponsor	Rnd.	Beste Zeit	Diff.	km/h	In Rd.
1	74	Gino Wetzels	GER-Waldfeucht	Birel/TM	MSC Wittgenborn/	12	49.055		76,322	12
2	45	Toni Wolf	GER-Schönbrunn	Energy/TM	Jedi Racing Team	12	49.214	0.159	76,076	10
3	4	Kim-Luis Schramm	GER-Wolfsberg	Tony/Vortex	ADAC Sachsen E.V/	12	49.321	0.266	75,911	12
4	39	Dennis Anoschin	GER-Wiesbaden	Tony/Parila		11	49.366	0.311	75,842	11
5	12	Dario Mackenrodt	ITA-Hann. Münden	Tony/Vortex	KSM Racing Team/	11	49.387	0.332	75,809	8
6	34	Mario Lauer	GER-Gründau	Maranello/Maxt		12	49.406	0.351	75,780	11
7	22	Eric Luz	GER-Bad Wimpfen	Birel/TM	Solgart Motorsport	12	49.427	0.372	75,748	10
8	3	Lucas Ayrton Mauron	SUI-Abtwil SG / Sinst	Birel/TM	Solgart Motorsport/	12	49.540	0.485	75,575	9
9	28	Sebastian Balthasar	Köln			10	49.588	0.533	75,502	9
10	8	Marcel Lenerz	GER-Ludwigsau	Jesolo/Iame	TR-Racing/	11	49.611	0.556	75,467	11
11	46	Fabian Schiller	GER-Troisdorf	Energy/TM	Jedi Racingteam/	11	49.626	0.571	75,444	10
12	18	Marco Paul	GER-Waldems-Nieder	/	RS Motorsport/	12	49.661	0.606	75,391	10
13	38	Nicholas Otto	GER-Grevenbroich	Tony/Vortex	KSM Racing Team/	12	49.762	0.707	75,238	9
14	60	Gabriel Seebald	CZE-Offenbach	Gillard/Parilla	KKC-Racing/PDP-Germany/	7	49.762	0.707	75,238	7
15	56	Simona Lekaj	Murgenthal	Jesolo/Iame	TR Racing	9	49.775	0.720	75,218	9
16	49	Oliver Riedel	GER-Badbergen	Tony/Vortex	KSM Racing Team/	11	49.778	0.723	75,214	10
17	20	Nico Arone	GER-Heusweiler	CRG/Maxter	Eurokart CRG Germany/	12	49.843	0.788	75,116	11
18	37	Toni Tschentscher	GER-Hohenstein-Ernst	DR/Iame	Team NKS/ADAC Sachsen	12	49.908	0.853	75,018	10
19	13	Cosimo Citignola	ITA-Karlsdorf-Neutha	/		12	49.948	0.893	74,958	8
20	7	Arlind Hoti	GER-Mannheim	Tony/Vortex	KSM Racing Team/	12	50.014	0.959	74,859	11
21	27	Moritz Horn	GER-Biebertal	Zanardi/TM	NoLimit Racing-Team/KV-Opper	12	50.034	0.979	74,829	11
22	19	Dominik Lanz	GER-Kronau	Birel/TM	Hantscher Kart Racing/	9	50.066	1.011	74,781	8
23	52	Mick Betsch	GER-Bergheim	Tony/Vortex	KSM Racing Team/	11	50.167	1.112	74,631	11
24	47	Louis Wölflé	GER-Ettenheim	Jesolo/IAME	TR Racing/Jesolo Tec. TR Racin	8	50.210	1.155	74,567	7
25	14	Niklas Gränz	GER-Hungen	Tony/TM	WST-Motorsport/Kart-Verein Opc	8	50.347	1.292	74,364	8
26	40	Philipp Schmitt	GER-Püttlingen	Wildkart/ Maran	Wildkart- Germany	12	50.486	1.431	74,159	10
27	10	Noyan Akduman	GER-Köln	Tony/Vortex	KSM Racing Team/	10	50.652	1.597	73,916	9
28	114	Roman Schwedt	Riegelsberg	Maddox/Maxter	RL-Competition	11	50.735	1.680	73,795	11
29	97	Jessica Jost	SUI-Münchsmünster	Tony/TM		9	52.447	3.392	71,386	9

Bemerkungen

Ergebnis vorbehaltlich technischer Nachuntersuchung



DMV Kart Championship Oppenrod

KF3

Bellof Arena 1,040 Km

Zeittraining

19.06.2011 10:05

Qualifikation gestartet um 10:43:07

Runde	Rundenzeit	Diff.	Tageszeit
(74) Gino Wetzels			
1	59.494	+10.439	10:44:10.372
2	52.779	+3.724	10:45:03.151
3	50.849	+1.794	10:45:54.000
4	50.188	+1.133	10:46:44.188
5	49.894	+0.839	10:47:34.082
6	49.576	+0.521	10:48:23.658
7	50.287	+1.232	10:49:13.945
8	49.542	+0.487	10:50:03.487
9	49.371	+0.316	10:50:52.858
10	50.321	+1.266	10:51:43.179
11	49.099	+0.044	10:52:32.278
12	49.055		10:53:21.333

Runde	Rundenzeit	Diff.	Tageszeit
(45) Toni Wolf			
1	56.819	+7.605	10:44:43.638
2	51.339	+2.125	10:45:34.977
3	50.295	+1.081	10:46:25.272
4	50.130	+0.916	10:47:15.402
5	49.892	+0.678	10:48:05.294
6	51.007	+1.793	10:48:56.301
7	50.723	+1.509	10:49:47.024
8	50.003	+0.789	10:50:37.027
9	49.351	+0.137	10:51:26.378
10	49.214		10:52:15.592
11	49.577	+0.363	10:53:05.169
12	49.369	+0.155	10:53:54.538

Runde	Rundenzeit	Diff.	Tageszeit
(4) Kim-Luis Schramm			
1	57.138	+7.817	10:44:39.295
2	52.051	+2.730	10:45:31.346
3	50.908	+1.587	10:46:22.254
4	50.534	+1.213	10:47:12.788
5	53.468	+4.147	10:48:06.256
6	50.870	+1.549	10:48:57.126
7	49.977	+0.656	10:49:47.103
8	50.250	+0.929	10:50:37.353
9	49.563	+0.242	10:51:26.916
10	49.331	+0.010	10:52:16.247
11	49.511	+0.190	10:53:05.758
12	49.321		10:53:55.079

Runde	Rundenzeit	Diff.	Tageszeit
(39) Dennis Anoschin			
1	58.345	+8.979	10:45:05.921
2	52.200	+2.834	10:45:58.121
3	51.144	+1.778	10:46:49.265
4	50.474	+1.108	10:47:39.739
5	50.005	+0.639	10:48:29.744
6	50.006	+0.640	10:49:19.750
7	50.197	+0.831	10:50:09.947
8	49.781	+0.415	10:50:59.728
9	49.613	+0.247	10:51:49.341
10	49.578	+0.212	10:52:38.919
11	49.366		10:53:28.285

Runde	Rundenzeit	Diff.	Tageszeit
(12) Dario Mackenrodt			
1	57.565	+8.178	10:44:48.795
2	52.129	+2.742	10:45:40.924
3	51.264	+1.877	10:46:32.188
4	51.610	+2.223	10:47:23.798
5	50.671	+1.284	10:48:14.469
6	50.159	+0.772	10:49:04.628
7	50.011	+0.624	10:49:54.639
8	49.387		10:50:44.026
9	49.574	+0.187	10:51:33.600

Runde	Rundenzeit	Diff.	Tageszeit
10	51.042	+1.655	10:52:24.642
11	49.708	+0.321	10:53:14.350
(34) Mario Lauer			
1	58.673	+9.267	10:44:24.100
2	57.629	+8.223	10:45:21.729
3	51.683	+2.277	10:46:13.412
4	52.403	+2.997	10:47:05.815
5	52.069	+2.663	10:47:57.884
6	50.721	+1.315	10:48:48.605
7	49.986	+0.580	10:49:38.591
8	49.630	+0.224	10:50:28.221
9	49.729	+0.323	10:51:17.950
10	49.491	+0.085	10:52:07.441
11	49.406		10:52:56.847
12	51.776	+2.370	10:53:48.623

Runde	Rundenzeit	Diff.	Tageszeit
(22) Eric Luz			
1	59.381	+9.954	10:44:39.061
2	51.953	+2.526	10:45:31.014
3	52.361	+2.934	10:46:23.375
4	50.757	+1.330	10:47:14.132
5	50.348	+0.921	10:48:04.480
6	51.577	+2.150	10:48:56.057
7	50.100	+0.673	10:49:46.157
8	50.001	+0.574	10:50:36.158
9	49.858	+0.431	10:51:26.016
10	49.427		10:52:15.443
11	50.065	+0.638	10:53:05.508
12	50.073	+0.646	10:53:55.581

Runde	Rundenzeit	Diff.	Tageszeit
(3) Lucas Ayrton Mauron			
1	57.909	+8.369	10:44:30.215
2	53.804	+4.264	10:45:24.019
3	52.795	+3.255	10:46:16.814
4	50.834	+1.294	10:47:07.648
5	51.202	+1.662	10:47:58.850
6	50.241	+0.701	10:48:49.091
7	50.213	+0.673	10:49:39.304
8	49.805	+0.265	10:50:29.109
9	49.540		10:51:18.649
10	50.188	+0.648	10:52:08.837
11	49.551	+0.011	10:52:58.388
12	49.615	+0.075	10:53:48.003

Runde	Rundenzeit	Diff.	Tageszeit
(28) Sebastian Balthasar			
1	58.278	+8.690	10:45:50.042
2	52.049	+2.461	10:46:42.091
3	51.298	+1.710	10:47:33.389
4	51.061	+1.473	10:48:24.540
5	50.536	+0.948	10:49:14.986
6	50.221	+0.633	10:50:05.207
7	49.845	+0.257	10:50:55.052
8	49.781	+0.193	10:51:44.833
9	49.588		10:52:34.421
10	49.749	+0.161	10:53:24.170

Runde	Rundenzeit	Diff.	Tageszeit
(8) Marcel Lenerz			
1	56.707	+7.096	10:45:15.043
2	51.497	+1.886	10:46:06.540
3	50.485	+0.874	10:46:57.025
4	50.008	+0.397	10:47:47.033
5	50.137	+0.526	10:48:37.170
6	49.732	+0.121	10:49:26.902
7	50.301	+0.690	10:50:17.203
8	50.453	+0.842	10:51:07.656

Runde	Rundenzeit	Diff.	Tageszeit
9	49.936	+0.325	10:51:57.592
10	49.724	+0.113	10:52:47.316
11	49.611		10:53:36.927
(46) Fabian Schiller			
1	58.796	+9.170	10:44:40.271
2	53.514	+3.888	10:45:33.785
3	51.273	+1.647	10:46:25.058
4	51.036	+1.410	10:47:16.094
5	50.805	+1.179	10:48:06.899
6	50.491	+0.865	10:48:57.390
7	51.589	+1.963	10:49:48.979
8	50.078	+0.452	10:50:39.057
9	50.570	+0.944	10:51:29.627
10	49.626		10:52:19.253
11	49.744	+0.118	10:53:08.997

Runde	Rundenzeit	Diff.	Tageszeit
(18) Marco Paul			
1	58.792	+9.131	10:44:20.216
2	53.905	+4.244	10:45:14.121
3	51.421	+1.760	10:46:05.542
4	50.685	+1.024	10:46:56.227
5	50.248	+0.587	10:47:46.475
6	50.402	+0.741	10:48:36.877
7	49.824	+0.163	10:49:26.701
8	50.675	+1.014	10:50:17.376
9	50.683	+1.022	10:51:08.059
10	49.661		10:51:57.720
11	49.896	+0.235	10:52:47.616
12	50.245	+0.584	10:53:37.861

Runde	Rundenzeit	Diff.	Tageszeit
(38) Nicholas Otto			
1	59.833	+10.071	10:44:25.727
2	54.545	+4.783	10:45:20.272
3	52.368	+2.606	10:46:12.640
4	52.725	+2.963	10:47:05.365
5	52.200	+2.438	10:47:57.565
6	51.958	+2.196	10:48:49.523
7	52.151	+2.389	10:49:41.674
8	50.083	+0.321	10:50:31.757
9	49.762		10:51:21.519
10	50.106	+0.344	10:52:11.625
11	54.554	+4.792	10:53:06.179
12	50.246	+0.484	10:53:56.425

Runde	Rundenzeit	Diff.	Tageszeit
(60) Gabriel Seebald			
1	1:02.043	+12.281	10:48:04.980
2	56.288	+6.526	10:49:01.268
3	51.302	+1.540	10:49:52.570
4	50.585	+0.823	10:50:43.155
5	50.208	+0.446	10:51:33.363
6	50.429	+0.667	10:52:23.792
7	49.762		10:53:13.554

Runde	Rundenzeit	Diff.	Tageszeit
(56) Simona Lekaj			
1	1:01.187	+11.412	10:47:07.263
2	54.584	+4.809	10:48:01.847
3	50.958	+1.183	10:48:52.805
4	50.455	+0.680	10:49:43.260
5	50.063	+0.288	10:50:33.323
6	50.651	+0.876	10:51:23.974
7	50.758	+0.983	10:52:14.732
8	49.944	+0.169	10:53:04.676
9	49.775		10:53:54.451

Runde	Rundenzeit	Diff.	Tageszeit
(49) Oliver Riedel			

Zeitnahmekommissar & Auswertung: Monika Riehmers www.camp-company.de Orbits

Rennleiter: Reinhard Tropp Rennsekretär: Ute Bimber www.mylaps.com

Aushang: Uhr Reg-Nr.:81/11 www.mylaps.com

Unterschrift RL: Unterschrift ZK: Lizenziert für Camp Company GmbH

Gedruckt: 19.06.2011 10:55:53 Seite 1/2



DMV Kart Championship Oppenrod

KF3

Bellof Arena 1,040 Km

Zeittraining

19.06.2011 10:05

Qualifikation gestartet um 10:43:07

Runde	Rundenzeit	Diff.	Tageszeit
1	1:06.835	+17.057	10:44:26.696
2	1:00.188	+10.410	10:45:26.884
3	1:00.204	+10.426	10:46:27.088
4	50.922	+1.144	10:47:18.010
5	50.429	+0.651	10:48:08.439
6	50.347	+0.569	10:48:58.786
7	57.730	+7.952	10:49:56.516
8	50.063	+0.285	10:50:46.579
9	49.899	+0.121	10:51:36.478
10	49.778		10:52:26.256
11	49.927	+0.149	10:53:16.183

(20) Nico Arone

1	57.602	+7.759	10:44:15.940
2	53.282	+3.439	10:45:09.222
3	52.210	+2.367	10:46:01.432
4	51.224	+1.381	10:46:52.656
5	51.787	+1.944	10:47:44.443
6	57.870	+8.027	10:48:42.313
7	50.289	+0.446	10:49:32.602
8	50.305	+0.462	10:50:22.907
9	50.824	+0.981	10:51:13.731
10	50.068	+0.225	10:52:03.799
11	49.843		10:52:53.642
12	50.560	+0.717	10:53:44.202

(37) Toni Tschentscher

1	58.918	+9.010	10:44:30.052
2	53.796	+3.888	10:45:23.848
3	53.681	+3.773	10:46:17.529
4	51.153	+1.245	10:47:08.682
5	52.017	+2.109	10:48:00.699
6	50.323	+0.415	10:48:51.022
7	50.227	+0.319	10:49:41.249
8	50.079	+0.171	10:50:31.328
9	50.519	+0.611	10:51:21.847
10	49.908		10:52:11.755
11	50.311	+0.403	10:53:02.066
12	50.227	+0.319	10:53:52.293

(13) Cosimo Citignola

1	59.450	+9.502	10:44:23.823
2	53.957	+4.009	10:45:17.780
3	53.744	+3.796	10:46:11.524
4	54.037	+4.089	10:47:05.561
5	52.585	+2.637	10:47:58.146
6	50.678	+0.730	10:48:48.824
7	50.784	+0.836	10:49:39.608
8	49.948		10:50:29.556
9	50.440	+0.492	10:51:19.996
10	50.474	+0.526	10:52:10.470
11	50.346	+0.398	10:53:00.816
12	51.787	+1.839	10:53:52.603

(7) Arlind Hoti

1	1:00.055	+10.041	10:44:15.048
2	53.599	+3.585	10:45:08.647
3	52.292	+2.278	10:46:00.939
4	51.445	+1.431	10:46:52.384
5	50.969	+0.955	10:47:43.353
6	51.903	+1.889	10:48:35.256
7	51.074	+1.060	10:49:26.330
8	51.296	+1.282	10:50:17.626
9	50.703	+0.689	10:51:08.329
10	50.136	+0.122	10:51:58.465
11	50.014		10:52:48.479

Runde	Rundenzeit	Diff.	Tageszeit
12	50.039	+0.025	10:53:38.518

(27) Moritz Horn

1	58.540	+8.506	10:44:32.603
2	52.559	+2.525	10:45:25.162
3	52.939	+2.905	10:46:18.101
4	51.384	+1.350	10:47:09.485
5	51.750	+1.716	10:48:01.235
6	50.642	+0.608	10:48:51.877
7	50.474	+0.440	10:49:42.351
8	50.265	+0.231	10:50:32.616
9	50.223	+0.189	10:51:22.839
10	50.198	+0.164	10:52:13.037
11	50.034		10:53:03.071
12	50.070	+0.036	10:53:53.141

(19) Dominik Lanz

1	1:00.675	+10.609	10:45:52.054
2	53.145	+3.079	10:46:45.199
3	51.055	+0.989	10:47:36.254
4	50.617	+0.551	10:48:26.871
5	50.573	+0.507	10:49:17.444
6	50.618	+0.552	10:50:08.062
7	50.232	+0.166	10:50:58.294
8	50.066		10:51:48.360
9	51.098	+1.032	10:52:39.458

(52) Mick Betsch

1	59.550	+9.383	10:44:23.505
2	57.176	+7.009	10:45:20.681
3	52.112	+1.945	10:46:12.793
4	53.350	+3.183	10:47:06.143
5	55.740	+5.573	10:48:01.883
6	56.652	+6.485	10:48:58.535
7	51.664	+1.497	10:49:50.199
8	51.158	+0.991	10:50:41.357
9	50.901	+0.734	10:51:32.258
10	50.604	+0.437	10:52:22.862
11	50.167		10:53:13.029

(47) Louis Wöflle

1	58.806	+8.596	10:47:27.655
2	52.204	+1.994	10:48:19.859
3	51.275	+1.065	10:49:11.134
4	50.999	+0.789	10:50:02.133
5	50.416	+0.206	10:50:52.549
6	51.095	+0.885	10:51:43.644
7	50.210		10:52:33.854
8	50.438	+0.228	10:53:24.292

(14) Niklas Gränz

1	1:00.449	+10.102	10:44:47.870
2	53.753	+3.406	10:45:41.623
3	51.586	+1.239	10:46:33.209
4	53.196	+2.849	10:47:26.405
5	51.110	+0.763	10:48:17.515
6	51.001	+0.654	10:49:08.516
7	50.774	+0.427	10:49:59.290
8	50.347		10:50:49.637

(40) Philipp Schmitt

1	57.428	+6.942	10:44:15.230
2	55.826	+5.340	10:45:11.056
3	52.324	+1.838	10:46:03.380
4	51.637	+1.151	10:46:55.017
5	51.290	+0.804	10:47:46.307

Runde	Rundenzeit	Diff.	Tageszeit
6	52.113	+1.627	10:48:38.420
7	50.741	+0.255	10:49:29.161
8	50.627	+0.141	10:50:19.788
9	50.538	+0.052	10:51:10.326
10	50.486		10:52:00.812
11	51.508	+1.022	10:52:52.320
12	50.647	+0.161	10:53:42.967

(10) Noyan Akduman

1	1:55.740	+1:05.088	10:45:23.469
2	53.502	+2.850	10:46:16.971
3	53.154	+2.502	10:47:10.125
4	51.992	+1.340	10:48:02.117
5	51.199	+0.547	10:48:53.316
6	53.568	+2.916	10:49:46.884
7	51.704	+1.052	10:50:38.588
8	1:31.442	+40.790	10:52:10.030
9	50.652		10:53:00.682
10	52.162	+1.510	10:53:52.844

(114) Roman Schwedt

1	1:01.287	+10.552	10:44:29.474
2	54.173	+3.438	10:45:23.647
3	55.985	+5.250	10:46:19.632
4	50.870	+0.135	10:47:10.502
5	51.825	+1.090	10:48:02.327
6	51.248	+0.513	10:48:53.575
7	56.743	+6.008	10:49:50.318
8	51.200	+0.465	10:50:41.518
9	50.828	+0.093	10:51:32.346
10	52.179	+1.444	10:52:24.525
11	50.735		10:53:15.260

(97) Jessica Jost


1	2:00.325	+1:07.878	10:46:33.723
2	55.450	+3.003	10:47:29.173
3	54.272	+1.825	10:48:23.445
4	54.535	+2.088	10:49:17.980
5	53.865	+1.418	10:50:11.845
6	52.903	+0.456	10:51:04.748
7	54.322	+1.875	10:51:59.070
8	54.374	+1.927	10:52:53.444
9	52.447		10:53:45.891



DMV Kart Championship Oppenrod

KF3
Startaufstellung 1.Lauf
Rennen (17 Runden)


Bellof Arena 1,040 Km
19.06.2011 11:55



14	10
	27
13	14
	25
12	52
	23
11	27
	21
10	13
	19
9	20
	17
8	56
	15
7	38
	13
6	46
	11
5	28
	9
4	22
	7
3	12
	5
2	4
	3
1	74

POLE POSITION 1

114
28
40
26
47
24
19
22
7
20
37
18
49
16
60
14
18
12
8
10
3
8
34
6
39
4
45
2



Zeitnahmekommissar & Auswertung: Monika Riehmers www.camp-company.de

Orbits

Rennleiter: Reinhard Tropp
Aushang: Uhr Reg-Nr.:81/11
Unterschrift RL: Unterschrift ZK:


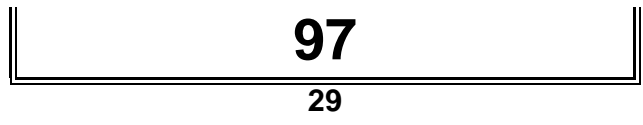
www.mylaps.com
Lizenziert für Camp Company GmbH



DMV Kart Championship Oppenrod

KF3	Bellof Arena 1,040 Km
Startaufstellung 1.Lauf	19.06.2011 11:55
Rennen (17 Runden)	

15



Zeitnahmekommissar & Auswertung: Monika Riehmers www.camp-company.de

Orbits

Rennleiter: Reinhard Tropp Rennsekretär: Ute Bimber
 Aushang: Uhr Reg-Nr.:81/11
 Unterschrift RL: Unterschrift ZK:

www.mylaps.com
 Lizenziert für Camp Company GmbH



DMV Kart Championship Oppenrod

KF3 Bellof Arena 1,040 Km
 Zeittraining Stefan Bellof Pokal 19.06.2011 11:05
 Qualifikation gestartet um 11:34:43

Pos.	St.Nr.	Name	Wohnort	Fabrikat	Bewerber/Sponsor	Rnd.	Beste Zeit	Diff.	km/h	In Rd.
1	74	Gino Wetzels	GER-Waldfeucht	Birel/TM	MSC Wittgenborn/	12	48.789		76,739	11
2	12	Dario Mackenrodt	ITA-Hann. Münden	Tony/Vortex	KSM Racing Team/	8	48.979	0.190	76,441	8
3	8	Marcel Lenerz	GER-Ludwigsau	Jesolo/lame	TR-Racing/	10	49.060	0.271	76,315	8
4	45	Toni Wolf	GER-Schönbrunn	Energy/TM	Jedi Racing Team	12	49.173	0.384	76,139	12
5	4	Kim-Luis Schramm	GER-Wolfsberg	Tony/Vortex	ADAC Sachsen E.V/	6	49.220	0.431	76,067	5
6	114	Roman Schwedt	Riegelsberg	Maddox/Maxter	RL-Competition	12	49.294	0.505	75,952	12
7	39	Dennis Anoschin	GER-Wiesbaden	Tony/Parila		10	49.334	0.545	75,891	10
8	3	Lucas Ayrton Mauron	SUI-Abtwil SG / Sinst	Birel/TM	Solgat Motorsport/	11	49.435	0.646	75,736	9
9	46	Fabian Schiller	GER-Troisdorf	Energy/TM	Jedi Racingteam/	12	49.439	0.650	75,730	10
10	28	Sebastian Balthasar	Köln			9	49.468	0.679	75,685	7
11	18	Marco Paul	GER-Waldems-Nieder	/	RS Motorsport/	11	49.482	0.693	75,664	9
12	7	Arlind Hoti	GER-Mannheim	Tony/Vortex	KSM Racing Team/	7	49.816	1.027	75,157	6
13	60	Gabriel Seebald	CZE-Offenbach	Gillard/Parilla	KKC-Racing/PDP-Germany/	12	49.839	1.050	75,122	7
14	52	Mick Betsch	GER-Bergheim	Tony/Vortex	KSM Racing Team/	6	49.841	1.052	75,119	5
15	37	Toni Tschentscher	GER-Hohenstein-Ernst	DR/lame	Team NKS/ADAC Sachsen	11	49.847	1.058	75,110	6
16	27	Moritz Horn	GER-Biebertal	Zanardi/TM	NoLimit Racing-Team/KV-Opper	12	49.944	1.155	74,964	11
17	14	Niklas Gränz	GER-Hungen	Tony/TM	WST-Motorsport/Kart-Verein Op	10	50.195	1.406	74,589	9
18	56	Simona Lekaj	Murgenthal	Jesolo/lame	TR Racing	8	50.360	1.571	74,345	5
19	38	Nicholas Otto	GER-Grevenbroich	Tony/Vortex	KSM Racing Team/	9	50.453	1.664	74,208	6
20	10	Noyan Akduman	GER-Köln	Tony/Vortex	KSM Racing Team/	7	51.111	2.322	73,252	6
21	34	Mario Lauer	GER-Gründau	Maranello/Maxter					-	0

Bemerkungen
 Ergebnis vorbehaltlich technischer Nachuntersuchung

Zeitnahmekommissar & Auswertung: Monika Riehmers www.camp-company.de Orbits

Rennleiter: Reinhard Tropp Rennsekretär: Ute Bimber
 Aushang: Uhr Reg-Nr.:81/11
 Unterschrift RL: Unterschrift ZK:

www.mylaps.com
 Lizenziert für Camp Company GmbH



DMV Kart Championship Oppenrod

KF3

Bellof Arena 1,040 Km

Zeittraining Stefan Bellof Pokal

19.06.2011 11:05

Qualifikation gestartet um 11:34:43

Runde	Rundenzeit	Diff.	Tageszeit
(74) Gino Wetzels			
1	58.385	+9.596	11:35:54.059
2	50.854	+2.065	11:36:44.913
3	51.521	+2.732	11:37:36.434
4	50.076	+1.287	11:38:26.510
5	50.128	+1.339	11:39:16.638
6	49.397	+0.608	11:40:06.035
7	49.048	+0.259	11:40:55.083
8	49.384	+0.595	11:41:44.467
9	49.692	+0.903	11:42:34.159
10	50.228	+1.439	11:43:24.387
11	48.789		11:44:13.176
12	49.652	+0.863	11:45:02.828

Runde	Rundenzeit	Diff.	Tageszeit
(12) Dario Mackenrodt			
1	57.693	+8.714	11:38:57.456
2	53.066	+4.087	11:39:50.522
3	50.742	+1.763	11:40:41.264
4	50.678	+1.699	11:41:31.942
5	49.524	+0.545	11:42:21.466
6	49.322	+0.343	11:43:10.788
7	49.190	+0.211	11:43:59.978
8	48.979		11:44:48.957

Runde	Rundenzeit	Diff.	Tageszeit
(8) Marcel Lenerz			
1	1:07.509	+18.449	11:37:50.033
2	51.286	+2.226	11:38:41.319
3	50.348	+1.288	11:39:31.667
4	50.325	+1.265	11:40:21.992
5	49.781	+0.721	11:41:11.773
6	49.607	+0.547	11:42:01.380
7	49.256	+0.196	11:42:50.636
8	49.060		11:43:39.696
9	49.185	+0.125	11:44:28.881
10	49.328	+0.268	11:45:18.209

Runde	Rundenzeit	Diff.	Tageszeit
(45) Toni Wolf			
1	57.308	+8.135	11:35:46.471
2	50.887	+1.714	11:36:37.358
3	50.867	+1.694	11:37:28.225
4	50.313	+1.140	11:38:18.538
5	49.705	+0.532	11:39:08.243
6	49.653	+0.480	11:39:57.896
7	49.384	+0.211	11:40:47.280
8	49.674	+0.501	11:41:36.954
9	49.661	+0.488	11:42:26.615
10	51.352	+2.179	11:43:17.967
11	49.387	+0.214	11:44:07.354
12	49.173		11:44:56.527

Runde	Rundenzeit	Diff.	Tageszeit
(4) Kim-Luis Schramm			
1	56.090	+6.870	11:41:06.248
2	50.591	+1.371	11:41:56.839
3	49.605	+0.385	11:42:46.444
4	49.603	+0.383	11:43:36.047
5	49.220		11:44:25.267
6	49.356	+0.136	11:45:14.623

Runde	Rundenzeit	Diff.	Tageszeit
(114) Roman Schwedt			
1	1:01.434	+12.140	11:36:01.878
2	52.062	+2.768	11:36:53.940
3	51.690	+2.396	11:37:45.630
4	50.670	+1.376	11:38:36.300
5	50.274	+0.980	11:39:26.574
6	50.074	+0.780	11:40:16.648

Runde	Rundenzeit	Diff.	Tageszeit
7	50.077	+0.783	11:41:06.725
8	50.421	+1.127	11:41:57.146
9	49.784	+0.490	11:42:46.930
10	49.606	+0.312	11:43:36.536
11	49.322	+0.028	11:44:25.858
12	49.294		11:45:15.152

Runde	Rundenzeit	Diff.	Tageszeit
(39) Dennis Anoschin			
1	57.337	+8.003	11:37:19.785
2	51.667	+2.333	11:38:11.452
3	50.545	+1.211	11:39:01.997
4	50.569	+1.235	11:39:52.566
5	50.554	+1.220	11:40:43.120
6	49.887	+0.553	11:41:33.007
7	49.584	+0.250	11:42:22.591
8	49.533	+0.199	11:43:12.124
9	49.473	+0.139	11:44:01.597
10	49.334		11:44:50.931

Runde	Rundenzeit	Diff.	Tageszeit
(3) Lucas Ayrton Mauron			
1	59.405	+9.970	11:37:03.939
2	52.297	+2.862	11:37:56.236
3	51.038	+1.603	11:38:47.274
4	52.166	+2.731	11:39:39.440
5	50.302	+0.867	11:40:29.742
6	49.818	+0.383	11:41:19.560
7	49.535	+0.100	11:42:09.095
8	50.641	+1.206	11:42:59.736
9	49.435		11:43:49.171
10	49.604	+0.169	11:44:38.775
11	49.598	+0.163	11:45:28.373

Runde	Rundenzeit	Diff.	Tageszeit
(46) Fabian Schiller			
1	58.675	+9.236	11:35:49.593
2	51.939	+2.500	11:36:41.532
3	51.544	+2.105	11:37:33.076
4	50.647	+1.208	11:38:23.723
5	50.474	+1.035	11:39:14.197
6	50.383	+0.944	11:40:04.580
7	49.900	+0.461	11:40:54.480
8	49.793	+0.354	11:41:44.273
9	49.560	+0.121	11:42:33.833
10	49.439		11:43:23.272
11	49.536	+0.097	11:44:12.808
12	49.713	+0.274	11:45:02.521

Runde	Rundenzeit	Diff.	Tageszeit
(28) Sebastian Balthasar			
1	1:00.628	+11.160	11:37:42.846
2	53.804	+4.336	11:38:36.650
3	51.162	+1.694	11:39:27.812
4	50.568	+1.100	11:40:18.380
5	50.548	+1.080	11:41:08.928
6	49.958	+0.490	11:41:58.886
7	49.468		11:42:48.354
8	49.580	+0.112	11:43:37.934
9	49.660	+0.192	11:44:27.594

Runde	Rundenzeit	Diff.	Tageszeit
(18) Marco Paul			
1	58.094	+8.612	11:37:10.917
2	51.350	+1.868	11:38:02.267
3	50.926	+1.444	11:38:53.193
4	52.063	+2.581	11:39:45.256
5	50.165	+0.683	11:40:35.421
6	49.825	+0.343	11:41:25.246
7	49.628	+0.146	11:42:14.874
8	49.639	+0.157	11:43:04.513

Runde	Rundenzeit	Diff.	Tageszeit
9	49.482		11:43:53.995
10	49.606	+0.124	11:44:43.601
11	49.490	+0.008	11:45:33.091

Runde	Rundenzeit	Diff.	Tageszeit
(7) Arlind Hoti			
1	58.537	+8.721	11:39:49.983
2	51.679	+1.863	11:40:41.662
3	51.059	+1.243	11:41:32.721
4	50.950	+1.134	11:42:23.671
5	50.242	+0.426	11:43:13.913
6	49.816		11:44:03.729
7	49.842	+0.026	11:44:53.571

Runde	Rundenzeit	Diff.	Tageszeit
(60) Gabriel Seebald			
1	1:01.106	+11.267	11:35:52.236
2	52.097	+2.258	11:36:44.333
3	51.936	+2.097	11:37:36.269
4	50.839	+1.000	11:38:27.108
5	50.071	+0.232	11:39:17.179
6	49.896	+0.057	11:40:07.075
7	49.839		11:40:56.914
8	49.952	+0.113	11:41:46.866
9	49.914	+0.075	11:42:36.780
10	50.001	+0.162	11:43:26.781
11	49.953	+0.114	11:44:16.734
12	49.937	+0.098	11:45:06.671

Runde	Rundenzeit	Diff.	Tageszeit
(52) Mick Betsch			
1	57.012	+7.171	11:40:37.837
2	51.336	+1.495	11:41:29.173
3	50.688	+0.847	11:42:19.861
4	51.644	+1.803	11:43:11.505
5	49.841		11:44:01.346
6	49.885	+0.044	11:44:51.231

Runde	Rundenzeit	Diff.	Tageszeit
(37) Toni Tschentscher			
1	57.856	+8.009	11:36:36.463
2	51.693	+1.846	11:37:28.156
3	51.139	+1.292	11:38:19.295
4	50.244	+0.397	11:39:09.539
5	50.244	+0.397	11:39:59.783
6	49.847		11:40:49.630
7	50.442	+0.595	11:41:40.072
8	50.166	+0.319	11:42:30.238
9	50.119	+0.272	11:43:20.357
10	50.296	+0.449	11:44:10.653
11	50.097	+0.250	11:45:00.750

Runde	Rundenzeit	Diff.	Tageszeit
(27) Moritz Horn			
1	1:01.771	+11.827	11:35:56.731
2	52.768	+2.824	11:36:49.499
3	58.432	+8.488	11:37:47.931
4	51.655	+1.711	11:38:39.586
5	50.901	+0.957	11:39:30.487
6	52.270	+2.326	11:40:22.757
7	50.575	+0.631	11:41:13.332
8	50.081	+0.137	11:42:03.413
9	49.950	+0.006	11:42:53.363
10	50.306	+0.362	11:43:43.669
11	49.944		11:44:33.613
12	50.102	+0.158	11:45:23.715

Runde	Rundenzeit	Diff.	Tageszeit
(14) Niklas Gränz			
1	1:02.776	+12.581	11:37:14.936
2	52.922	+2.727	11:38:07.858
3	53.829	+3.634	11:39:01.687

Zeitnahmekommissar & Auswertung: Monika Riehmers www.camp-company.de Orbits

Rennleiter: Reinhard Tropp Rennsekretär: Ute Bimber

Aushang: Uhr Reg-Nr.:81/11

Unterschrift RL: Unterschrift ZK:

www.mylaps.com
Lizenziert für Camp Company GmbH



DMV Kart Championship Oppenrod

KF3

Bellof Arena 1,040 Km

Startaufstellung Stefan Bellof Pokal


19.06.2011 17:05

Rennen (20 Runden)

11	34
	21
10	38
	19
9	14
	17
8	37
	15
7	60
	13
6	18
	11
5	46
	9
4	39
	7
3	4
	5
2	8
	3
1	74
	1

POLE POSITION 1

10
20
56
18
27
16
52
14
7
12
28
10
3
8
114
6
45
4
12
2



Zeitnahmekommissar & Auswertung: Monika Riehmers www.camp-company.de

Orbits

Rennleiter: Reinhard Tropp

Rennsekretär: Ute Bimber

Aushang:

Uhr Reg-Nr.:81/11

Unterschrift RL:

Unterschrift ZK:

www.mylaps.com

Lizenziert für Camp Company GmbH

Gedruckt: 19.06.2011 11:49:13



DMV Kart Championship Oppenrod

KF3

Bellof Arena 1,040 Km

1.Lauf

19.06.2011 11:55

Rennen (17 Runden) gestartet um 12:28:59

Pos.	St.Nr.	Name	Wohnort	Fabrikat	Bewerber/Sponsor	Rnd.	Gesamtzeit	Diff.	Ø km/h	Beste Zeit	km/h	Pkt.
1	4	Kim-Luis Schramm	GER-Wolfsberg	Tony/Vortex	ADAC Sachsen E.V/	17	14:06.982		75,147	49.212	76,079	20
2	45	Toni Wolf	GER-Schönbrunn	Energy/TM	Jedi Racing Team	17	14:07.081	0.099	75,138	49.053	76,326	17
3	39	Dennis Anoschin	GER-Wiesbaden	Tony/Parilla		17	14:07.901	0.919	75,065	49.097	76,257	15
4	46	Fabian Schiller	GER-Troisdorf	Energy/TM	Jedi Racingteam/	17	14:08.102	1.120	75,048	49.136	76,197	13
5	12	Dario Mackenrodt	ITA-Hann. Münden	Tony/Vortex	KSM Racing Team/	17	14:08.385	1.403	75,023	48.958	76,474	12
6	74	Gino Wetzels	GER-Waldfeucht	Birel/TM	MSC Wittgenborn/	17	14:08.710	1.728	74,994	48.763	76,780	11
7	22	Eric Luz	GER-Bad Wimpfen	Birel/TM	Solgart Motorsport	17	14:09.076	2.094	74,961	49.042	76,343	10
8	114	Roman Schwedt	Riegelsberg	Maddox/Maxter	RL-Competition	17	14:17.342	10.360	74,239	49.257	76,010	0
9	52	Mick Betsch	GER-Bergheim	Tony/Vortex	KSM Racing Team/	17	14:18.390	11.408	74,148	48.935	76,510	9
10	3	Lucas Ayrton Mauron	SUI-Abtwil SG / Sinsheim	Birel/TM	Solgart Motorsport/	17	14:18.725	11.743	74,119	48.905	76,557	8
11	37	Toni Tschentscher	GER-Hohenstein-Ernsth.	DR/Iame	Team NKS/ADAC Sachsen	17	14:18.952	11.970	74,100	49.659	75,394	7
12	34	Mario Lauer	GER-Gründau	Maranello/Maxte		17	14:19.098	12.116	74,087	49.400	75,789	6
13	38	Nicholas Otto	GER-Grevenbroich	Tony/Vortex	KSM Racing Team/	17	14:19.276	12.294	74,072	49.041	76,344	5
14	56	Simona Lekaj	Murgenthal	Jesolo/Iame	TR Racing	17	14:20.980	13.998	73,925	49.092	76,265	4
15	28	Sebastian Balthasar	Köln			17	14:26.735	19.753	73,434	49.135	76,198	3
16	7	Arlind Hoti	GER-Mannheim	Tony/Vortex	KSM Racing Team/	17	14:28.482	21.500	73,286	49.495	75,644	2
17	27	Moritz Horn	GER-Biebertal	Zanardi/TM	NoLimit Racing-Team/KV-Oppenro	17	14:30.966	23.984	73,077	49.728	75,290	1
18	20	Nico Arone	GER-Heusweiler	CRG/Maxter	Eurokart CRG Germany/	17	14:31.359	24.377	73,045	49.433	75,739	1
19	13	Cosimo Citignola	ITA-Karlsdorf-Neuthard	/		17	14:32.964	25.982	72,910	49.873	75,071	1
20	8	Marcel Lenerz	GER-Ludwigsau	Jesolo/Iame	TR-Racing/	17	14:33.461	26.479	72,869	50.131	74,684	1
21	19	Dominik Lanz	GER-Kronau	Birel/TM	Hantscher Kart Racing/	17	14:33.582	26.600	72,859	49.933	74,980	1
22	97	Jessica Jost	SUI-Münchsmünster	Tony/TM		17	14:33.852	26.870	72,836	49.904	75,024	1
23	14	Niklas Gränz	GER-Hungen	Tony/TM	WST-Motorsport/Kart-Verein Oppe	17	14:34.071	27.089	72,818	50.023	74,846	1
24	49	Oliver Riedel	GER-Badbergen	Tony/Vortex	KSM Racing Team/	17	14:34.383	27.401	72,792	49.733	75,282	1
25	60	Gabriel Seebald	CZE-Offenbach	Gillard/Parilla	KKC-Racing/PDP-Germany/	17	14:34.773	27.791	72,759	49.503	75,632	1
26	10	Noyan Akduman	GER-Köln	Tony/Vortex	KSM Racing Team/	17	14:56.773	49.791	70,974	50.956	73,475	1
27	40	Philipp Schmitt	GER-Püttlingen	Wildkart/ Marant	Wildkart- Germany	14	11:59.684	3 Runden	72,832	49.977	74,914	1
28	47	Louis Wölfle	GER-Ettenheim	Jesolo/IAME	TR Racing/Jesolo Tec. TR Racing		1.228	17 Runden	-	-	-	1
29	18	Marco Paul	GER-Waldems-Niederem	/	RS Motorsport/				-	-	-	1

Bemerkungen

Ergebnis vorbehaltlich technischer Nachuntersuchung
 Gestartet: 29 Gewertet: 29 nicht Gewertet: 0
 Start-Nr.:28 +10 sec. Zeitstrafe (Rennleiterentscheidung)
 Start-Nr.: 28+10 sec. Zeitstrafe (Rennleiterentscheidung)

Vorsprung	Ø km/h	Beste Rundenzeit	km/h	Beste Runde von
0.099	75,147	48.763	76,780	74 - Gino Wetzels

Zeitnahmekommissar & Auswertung: Monika Riehmers www.camp-company.de

Orbits

Rennleiter: Reinhard Tropp

Rennsekretär: Ute Bimber

Aushang:

Uhr Reg-Nr.:81/11

www.mylaps.com

Unterschrift RL:

Unterschrift ZK:

Lizenziert für Camp Company GmbH



DMV Kart Championship Oppenrod

KF3

Bellof Arena 1,040 Km

1. Lauf

19.06.2011 11:55

Rennen (17 Runden) gestartet um 12:28:59

Runde	Rundenzeit	Diff.	Tageszeit
(4) Kim-Luis Schramm			
1	52.646	+3.434	12:29:52.440
2	51.020	+1.808	12:30:43.460
3	50.301	+1.089	12:31:33.761
4	49.900	+0.688	12:32:23.661
5	49.724	+0.512	12:33:13.385
6	49.571	+0.359	12:34:02.956
7	49.570	+0.358	12:34:52.526
8	49.568	+0.356	12:35:42.094
9	49.368	+0.156	12:36:31.462
10	49.377	+0.165	12:37:20.839
11	49.364	+0.152	12:38:10.203
12	49.424	+0.212	12:38:59.627
13	49.362	+0.150	12:39:48.989
14	49.864	+0.652	12:40:38.853
15	49.212		12:41:28.065
16	49.314	+0.102	12:42:17.379
17	49.317	+0.105	12:43:06.696

Runde	Rundenzeit	Diff.	Tageszeit
(45) Toni Wolf			
1	53.704	+4.651	12:29:53.480
2	50.970	+1.917	12:30:44.450
3	50.329	+1.276	12:31:34.779
4	49.954	+0.901	12:32:24.733
5	49.673	+0.620	12:33:14.406
6	49.758	+0.705	12:34:04.164
7	49.487	+0.434	12:34:53.651
8	49.541	+0.488	12:35:43.192
9	49.482	+0.429	12:36:32.674
10	49.223	+0.170	12:37:21.897
11	49.184	+0.131	12:38:11.081
12	49.345	+0.292	12:39:00.426
13	49.053		12:39:49.479
14	49.454	+0.401	12:40:38.933
15	49.312	+0.259	12:41:28.245
16	49.273	+0.220	12:42:17.518
17	49.277	+0.224	12:43:06.795

Runde	Rundenzeit	Diff.	Tageszeit
(39) Dennis Anoschin			
1	54.027	+4.930	12:29:53.955
2	50.946	+1.849	12:30:44.901
3	50.369	+1.272	12:31:35.270
4	50.222	+1.125	12:32:25.492
5	49.821	+0.724	12:33:15.313
6	49.545	+0.448	12:34:04.858
7	49.573	+0.476	12:34:54.431
8	49.577	+0.480	12:35:44.008
9	49.210	+0.113	12:36:33.218
10	49.448	+0.351	12:37:22.666
11	49.286	+0.189	12:38:11.952
12	49.329	+0.232	12:39:01.281
13	49.276	+0.179	12:39:50.557
14	49.551	+0.454	12:40:40.108
15	49.153	+0.056	12:41:29.261
16	49.097		12:42:18.358
17	49.257	+0.160	12:43:07.615

Runde	Rundenzeit	Diff.	Tageszeit
(46) Fabian Schiller			
1	54.819	+5.683	12:29:55.028
2	50.539	+1.403	12:30:45.567
3	50.558	+1.422	12:31:36.125
4	50.150	+1.014	12:32:26.275
5	49.818	+0.682	12:33:16.093
6	49.630	+0.494	12:34:05.723
7	49.591	+0.455	12:34:55.314

Runde	Rundenzeit	Diff.	Tageszeit
8	49.274	+0.138	12:35:44.588
9	49.264	+0.128	12:36:33.852
10	49.364	+0.228	12:37:23.216
11	49.259	+0.123	12:38:12.475
12	49.235	+0.099	12:39:01.710
13	49.248	+0.112	12:39:50.958
14	49.361	+0.225	12:40:40.319
15	49.212	+0.076	12:41:29.531
16	49.149	+0.013	12:42:18.680
17	49.136		12:43:07.816

Runde	Rundenzeit	Diff.	Tageszeit
(12) Dario Mackenrodt			
1	54.149	+5.191	12:29:54.166
2	50.921	+1.963	12:30:45.087
3	50.537	+1.579	12:31:35.624
4	51.019	+2.061	12:32:26.643
5	49.863	+0.905	12:33:16.506
6	49.429	+0.471	12:34:05.935
7	49.621	+0.663	12:34:55.556
8	49.320	+0.362	12:35:44.876
9	49.233	+0.275	12:36:34.109
10	49.223	+0.265	12:37:23.332
11	49.249	+0.291	12:38:12.581
12	49.659	+0.701	12:39:02.240
13	48.958		12:39:51.198
14	49.384	+0.426	12:40:40.582
15	49.364	+0.406	12:41:29.946
16	49.069	+0.111	12:42:19.015
17	49.084	+0.126	12:43:08.099

Runde	Rundenzeit	Diff.	Tageszeit
(74) Gino Wetzels			
1	53.515	+4.752	12:29:53.229
2	51.143	+2.380	12:30:44.372
3	50.209	+1.446	12:31:34.581
4	49.940	+1.177	12:32:24.521
5	49.658	+0.895	12:33:14.179
6	53.376	+4.613	12:34:07.555
7	49.894	+1.131	12:34:57.449
8	49.051	+0.288	12:35:46.500
9	48.780	+0.017	12:36:35.280
10	48.763		12:37:24.043
11	48.824	+0.061	12:38:12.867
12	49.743	+0.980	12:39:02.610
13	48.854	+0.091	12:39:51.464
14	49.302	+0.539	12:40:40.766
15	49.422	+0.659	12:41:30.188
16	49.139	+0.376	12:42:19.327
17	49.097	+0.334	12:43:08.424

Runde	Rundenzeit	Diff.	Tageszeit
(22) Eric Luz			
1	54.168	+5.126	12:29:54.280
2	50.961	+1.919	12:30:45.241
3	50.682	+1.640	12:31:35.923
4	50.014	+0.972	12:32:25.937
5	49.625	+0.583	12:33:15.562
6	49.440	+0.398	12:34:05.002
7	49.516	+0.474	12:34:54.518
8	49.617	+0.575	12:35:44.135
9	49.182	+0.140	12:36:33.317
10	49.399	+0.357	12:37:22.716
11	50.026	+0.984	12:38:12.742
12	50.116	+1.074	12:39:02.858
13	49.042		12:39:51.900
14	49.193	+0.151	12:40:41.093
15	49.245	+0.203	12:41:30.338
16	49.217	+0.175	12:42:19.555

Runde	Rundenzeit	Diff.	Tageszeit
17	49.235	+0.193	12:43:08.790
(114) Roman Schwedt			
1	59.284	+10.027	12:30:00.390
2	51.870	+2.613	12:30:52.260
3	50.384	+1.127	12:31:42.644
4	49.987	+0.730	12:32:32.631
5	49.855	+0.598	12:33:22.486
6	49.700	+0.443	12:34:12.186
7	49.420	+0.163	12:35:01.606
8	49.521	+0.264	12:35:51.127
9	49.350	+0.093	12:36:40.477
10	49.443	+0.186	12:37:29.920
11	49.257		12:38:19.177
12	49.460	+0.203	12:39:08.637
13	49.789	+0.532	12:39:58.426
14	49.646	+0.389	12:40:48.072
15	49.680	+0.423	12:41:37.752
16	49.830	+0.573	12:42:27.582
17	49.474	+0.217	12:43:17.056

Runde	Rundenzeit	Diff.	Tageszeit
(52) Mick Betsch			
1	59.490	+10.555	12:30:01.696
2	52.056	+3.121	12:30:53.752
3	51.088	+2.153	12:31:44.840
4	50.166	+1.231	12:32:35.006
5	49.630	+0.695	12:33:24.636
6	49.291	+0.356	12:34:13.927
7	50.327	+1.392	12:35:04.254
8	49.432	+0.497	12:35:53.686
9	49.468	+0.533	12:36:43.154
10	49.067	+0.132	12:37:32.221
11	48.975	+0.040	12:38:21.196
12	48.935		12:39:10.131
13	49.178	+0.243	12:39:59.309
14	49.132	+0.197	12:40:48.441
15	50.249	+1.314	12:41:38.690
16	49.556	+0.621	12:42:28.246
17	49.858	+0.923	12:43:18.104

Runde	Rundenzeit	Diff.	Tageszeit
(3) Lucas Ayrton Mauron			
1	1:00.366	+11.461	12:30:00.903
2	52.006	+3.101	12:30:52.909
3	50.884	+1.979	12:31:43.793
4	50.254	+1.349	12:32:34.047
5	49.903	+0.998	12:33:23.950
6	49.590	+0.685	12:34:13.540
7	49.632	+0.727	12:35:03.172
8	50.089	+1.184	12:35:53.261
9	49.287	+0.382	12:36:42.548
10	49.344	+0.439	12:37:31.892
11	49.021	+0.116	12:38:20.913
12	48.936	+0.031	12:39:09.849
13	49.934	+1.029	12:39:59.783
14	48.905		12:40:48.688
15	50.159	+1.254	12:41:38.847
16	49.576	+0.671	12:42:28.423
17	50.016	+1.111	12:43:18.439

Runde	Rundenzeit	Diff.	Tageszeit
(37) Toni Tschentscher			
1	54.744	+5.085	12:29:55.517
2	51.078	+1.419	12:30:46.595
3	51.509	+1.850	12:31:38.104
4	50.261	+0.602	12:32:28.365
5	50.084	+0.425	12:33:18.449
6	50.034	+0.375	12:34:08.483

Zeitnahmekommissar & Auswertung: Monika Riehmers www.camp-company.de Orbits

Rennleiter: Reinhard Tropp Rennsekretär: Ute Bimber

Aushang: Uhr Reg-Nr.:81/11

Unterschrift RL: Unterschrift ZK:

www.mylaps.com
Lizenziert für Camp Company GmbH



DMV Kart Championship Oppenrod

KF3

Bellof Arena 1,040 Km

1.Lauf

19.06.2011 11:55

Rennen (17 Runden) gestartet um 12:28:59

Runde	Rundenzeit	Diff.	Tageszeit
7	50.022	+0.363	12:34:58.505
8	49.942	+0.283	12:35:48.447
9	49.761	+0.102	12:36:38.208
10	50.163	+0.504	12:37:28.371
11	49.905	+0.246	12:38:18.276
12	49.861	+0.202	12:39:08.137
13	50.058	+0.399	12:39:58.195
14	49.750	+0.091	12:40:47.945
15	49.659		12:41:37.604
16	50.342	+0.683	12:42:27.946
17	50.720	+1.061	12:43:18.666

(34) Mario Lauer

Runde	Rundenzeit	Diff.	Tageszeit
1	55.910	+6.510	12:29:56.115
2	51.659	+2.259	12:30:47.774
3	51.642	+2.242	12:31:39.416
4	51.044	+1.644	12:32:30.460
5	49.736	+0.336	12:33:20.196
6	49.400		12:34:09.596
7	49.496	+0.096	12:34:59.092
8	49.596	+0.196	12:35:48.688
9	49.899	+0.499	12:36:38.587
10	50.143	+0.743	12:37:28.730
11	49.637	+0.237	12:38:18.367
12	50.093	+0.693	12:39:08.460
13	50.208	+0.808	12:39:58.668
14	49.664	+0.264	12:40:48.332
15	49.999	+0.599	12:41:38.331
16	49.762	+0.362	12:42:28.093
17	50.719	+1.319	12:43:18.812

(38) Nicholas Otto

Runde	Rundenzeit	Diff.	Tageszeit
1	54.805	+5.764	12:29:55.177
2	51.142	+2.101	12:30:46.319
3	52.923	+3.882	12:31:39.242
4	51.903	+2.862	12:32:31.145
5	51.433	+2.392	12:33:22.578
6	51.264	+2.223	12:34:13.842
7	50.727	+1.686	12:35:04.569
8	49.493	+0.452	12:35:54.062
9	50.516	+1.475	12:36:44.578
10	49.595	+0.554	12:37:34.173
11	49.219	+0.178	12:38:23.392
12	49.188	+0.147	12:39:12.580
13	49.083	+0.042	12:40:01.663
14	49.459	+0.418	12:40:51.122
15	49.523	+0.482	12:41:40.645
16	49.304	+0.263	12:42:29.949
17	49.041		12:43:18.990

(56) Simona Lekaj

Runde	Rundenzeit	Diff.	Tageszeit
1	59.240	+10.148	12:29:59.789
2	52.056	+2.964	12:30:51.845
3	51.009	+1.917	12:31:42.854
4	49.954	+0.862	12:32:32.808
5	49.879	+0.787	12:33:22.687
6	50.340	+1.248	12:34:13.027
7	49.979	+0.887	12:35:03.006
8	50.561	+1.469	12:35:53.567
9	51.525	+2.433	12:36:45.092
10	49.642	+0.550	12:37:34.734
11	49.092		12:38:23.826
12	49.424	+0.332	12:39:13.250
13	49.411	+0.319	12:40:02.661
14	49.321	+0.229	12:40:51.982
15	49.541	+0.449	12:41:41.523

Runde	Rundenzeit	Diff.	Tageszeit
16	49.435	+0.343	12:42:30.958
17	49.736	+0.644	12:43:20.694

(28) Sebastian Balthasar

Runde	Rundenzeit	Diff.	Tageszeit
1	53.205	+4.070	12:29:52.970
2	51.073	+1.938	12:30:44.043
3	50.390	+1.255	12:31:34.433
4	49.928	+0.793	12:32:24.361
5	49.645	+0.510	12:33:14.006
6	50.086	+0.951	12:34:04.092
7	49.459	+0.324	12:34:53.551
8	49.568	+0.433	12:35:43.119
9	49.442	+0.307	12:36:32.561
10	49.223	+0.088	12:37:21.784
11	49.214	+0.079	12:38:10.998
12	49.253	+0.118	12:39:00.251
13	49.135		12:39:49.386
14	49.231	+0.096	12:40:38.617
15	49.281	+0.146	12:41:27.898
16	49.223	+0.088	12:42:17.121
17	49.328	+0.193	12:43:06.449

(7) Arlind Hoti

Runde	Rundenzeit	Diff.	Tageszeit
1	59.354	+9.859	12:30:00.696
2	53.307	+3.812	12:30:54.003
3	51.321	+1.826	12:31:45.324
4	51.148	+1.653	12:32:36.472
5	50.727	+1.232	12:33:27.199
6	50.883	+1.388	12:34:18.082
7	50.384	+0.889	12:35:08.466
8	51.188	+1.693	12:35:59.654
9	50.115	+0.620	12:36:49.769
10	50.112	+0.617	12:37:39.881
11	50.011	+0.516	12:38:29.892
12	49.671	+0.176	12:39:19.563
13	49.495		12:40:09.058
14	49.842	+0.347	12:40:58.900
15	49.511	+0.016	12:41:48.411
16	49.739	+0.244	12:42:38.150
17	50.046	+0.551	12:43:28.196

(27) Moritz Horn

Runde	Rundenzeit	Diff.	Tageszeit
1	59.912	+10.184	12:30:02.015
2	52.488	+2.760	12:30:54.503
3	51.271	+1.543	12:31:45.774
4	50.992	+1.264	12:32:36.766
5	50.799	+1.071	12:33:27.565
6	50.865	+1.137	12:34:18.430
7	50.441	+0.713	12:35:08.871
8	51.040	+1.312	12:35:59.911
9	50.245	+0.517	12:36:50.156
10	49.918	+0.190	12:37:40.074
11	50.934	+1.206	12:38:31.008
12	49.728		12:39:20.736
13	49.763	+0.035	12:40:10.499
14	49.936	+0.208	12:41:00.435
15	50.470	+0.742	12:41:50.905
16	49.803	+0.075	12:42:40.708
17	49.972	+0.244	12:43:30.680

(20) Nico Arone

Runde	Rundenzeit	Diff.	Tageszeit
1	1:02.648	+13.215	12:30:03.577
2	52.367	+2.934	12:30:55.944
3	51.747	+2.314	12:31:47.691
4	50.815	+1.382	12:32:38.506
5	50.194	+0.761	12:33:28.700

Runde	Rundenzeit	Diff.	Tageszeit
6	50.424	+0.991	12:34:19.124
7	50.627	+1.194	12:35:09.751
8	50.803	+1.370	12:36:00.554
9	50.271	+0.838	12:36:50.825
10	49.975	+0.542	12:37:40.800
11	51.120	+1.687	12:38:31.920
12	50.107	+0.674	12:39:22.027
13	50.271	+0.838	12:40:12.298
14	49.693	+0.260	12:41:01.991
15	49.905	+0.472	12:41:51.896
16	49.433		12:42:41.329
17	49.744	+0.311	12:43:31.073

(13) Cosimo Citignola

Runde	Rundenzeit	Diff.	Tageszeit
1	1:00.366	+10.493	12:30:01.418
2	52.757	+2.884	12:30:54.175
3	51.350	+1.477	12:31:45.525
4	51.016	+1.143	12:32:36.541
5	50.775	+0.902	12:33:27.316
6	50.850	+0.977	12:34:18.166
7	50.555	+0.682	12:35:08.721
8	50.755	+0.882	12:35:59.476
9	50.501	+0.628	12:36:49.977
10	50.247	+0.374	12:37:40.224
11	51.263	+1.390	12:38:31.487
12	50.213	+0.340	12:39:21.700
13	50.197	+0.324	12:40:11.897
14	50.708	+0.835	12:41:02.605
15	50.163	+0.290	12:41:52.768
16	49.873		12:42:42.641
17	50.037	+0.164	12:43:32.678

(8) Marcel Lenerz

Runde	Rundenzeit	Diff.	Tageszeit
1	58.619	+8.488	12:29:59.729
2	53.950	+3.819	12:30:53.679
3	51.569	+1.438	12:31:45.248
4	51.149	+1.018	12:32:36.397
5	50.710	+0.579	12:33:27.107
6	50.644	+0.513	12:34:17.751
7	50.645	+0.514	12:35:08.396
8	50.614	+0.483	12:35:59.010
9	50.348	+0.217	12:36:49.358
10	50.472	+0.341	12:37:39.830
11	51.862	+1.731	12:38:31.692
12	50.249	+0.118	12:39:21.941
13	50.646	+0.515	12:40:12.587
14	50.131		12:41:02.718
15	50.163	+0.032	12:41:52.881
16	50.156	+0.025	12:42:43.037
17	50.138	+0.007	12:43:33.175

(19) Dominik Lanz

Runde	Rundenzeit	Diff.	Tageszeit
1	59.775	+9.842	12:30:01.316
2	53.289	+3.356	12:30:54.605
3	51.852	+1.919	12:31:46.457
4	50.607	+0.674	12:32:37.064
5	50.871	+0.938	12:33:27.935
6	50.569	+0.636	12:34:18.504
7	50.642	+0.709	12:35:09.146
8	50.987	+1.054	12:36:00.133
9	50.392	+0.459	12:36:50.525
10	49.957	+0.024	12:37:40.482
11	51.749	+1.816	12:38:32.231
12	50.062	+0.129	12:39:22.293
13	50.366	+0.433	12:40:12.659
14	50.196	+0.263	12:41:02.855



DMV Kart Championship Oppenrod

KF3

Bellof Arena 1,040 Km

1.Lauf

19.06.2011 11:55

Rennen (17 Runden) gestartet um 12:28:59

Runde	Rundenzeit	Diff.	Tageszeit
15	50.372	+0.439	12:41:53.227
16	49.933		12:42:43.160
17	50.136	+0.203	12:43:33.296
(97) Jessica Jost			
1	1:00.390	+10.486	12:30:03.333
2	52.740	+2.836	12:30:56.073
3	51.728	+1.824	12:31:47.801
4	51.691	+1.787	12:32:39.492
5	50.109	+0.205	12:33:29.601
6	50.110	+0.206	12:34:19.711
7	50.143	+0.239	12:35:09.854
8	51.078	+1.174	12:36:00.932
9	50.266	+0.362	12:36:51.198
10	50.058	+0.154	12:37:41.256
11	51.345	+1.441	12:38:32.601
12	50.107	+0.203	12:39:22.708
13	50.284	+0.380	12:40:12.992
14	50.279	+0.375	12:41:03.271
15	50.253	+0.349	12:41:53.524
16	49.904		12:42:43.428
17	50.138	+0.234	12:43:33.566
(14) Niklas Gränz			
1	1:00.726	+10.703	12:30:03.113
2	51.659	+1.636	12:30:54.772
3	51.778	+1.755	12:31:46.550
4	50.865	+0.842	12:32:37.415
5	50.746	+0.723	12:33:28.161
6	50.605	+0.582	12:34:18.766
7	50.606	+0.583	12:35:09.372
8	51.376	+1.353	12:36:00.748
9	50.345	+0.322	12:36:51.093
10	50.023		12:37:41.116
11	51.252	+1.229	12:38:32.368
12	50.129	+0.106	12:39:22.497
13	50.382	+0.359	12:40:12.879
14	50.130	+0.107	12:41:03.009
15	50.303	+0.280	12:41:53.312
16	50.422	+0.399	12:42:43.734
17	50.051	+0.028	12:43:33.785
(49) Oliver Riedel			
1	1:05.941	+16.208	12:30:06.707
2	50.770	+1.037	12:30:57.477
3	50.760	+1.027	12:31:48.237
4	51.839	+2.106	12:32:40.076
5	50.762	+1.029	12:33:30.838
6	49.733		12:34:20.571
7	49.846	+0.113	12:35:10.417
8	50.892	+1.159	12:36:01.309
9	50.374	+0.641	12:36:51.683
10	50.030	+0.297	12:37:41.713
11	51.211	+1.478	12:38:32.924
12	50.123	+0.390	12:39:23.047
13	50.326	+0.593	12:40:13.373
14	50.301	+0.568	12:41:03.674
15	50.323	+0.590	12:41:53.997
16	50.025	+0.292	12:42:44.022
17	50.075	+0.342	12:43:34.097
(60) Gabriel Seebald			
1	1:07.214	+17.711	12:30:07.882
2	51.581	+2.078	12:30:59.463
3	51.419	+1.916	12:31:50.882
4	50.741	+1.238	12:32:41.623

Runde	Rundenzeit	Diff.	Tageszeit
5	50.114	+0.611	12:33:31.737
6	52.368	+2.865	12:34:24.105
7	51.720	+2.217	12:35:15.825
8	50.846	+1.343	12:36:06.671
9	50.303	+0.800	12:36:56.974
10	50.028	+0.525	12:37:47.002
11	49.744	+0.241	12:38:36.746
12	49.879	+0.376	12:39:26.625
13	49.543	+0.040	12:40:16.168
14	49.544	+0.041	12:41:05.712
15	49.503		12:41:55.215
16	49.540	+0.037	12:42:44.755
17	49.732	+0.229	12:43:34.487
(10) Noyan Akduman			
1	1:01.261	+10.305	12:30:03.147
2	52.623	+1.667	12:30:55.770
3	51.765	+0.809	12:31:47.535
4	52.300	+1.344	12:32:39.835
5	51.611	+0.655	12:33:31.446
6	52.515	+1.559	12:34:23.961
7	51.611	+0.655	12:35:15.572
8	51.577	+0.621	12:36:07.149
9	50.956		12:36:58.105
10	51.563	+0.607	12:37:49.668
11	52.042	+1.086	12:38:41.710
12	52.152	+1.196	12:39:33.862
13	53.175	+2.219	12:40:27.037
14	52.106	+1.150	12:41:19.143
15	52.730	+1.774	12:42:11.873
16	51.549	+0.593	12:43:03.422
17	53.065	+2.109	12:43:56.487
(40) Philipp Schmitt			
1	59.263	+9.286	12:30:00.115
2	52.713	+2.736	12:30:52.828
3	51.679	+1.702	12:31:44.507
4	51.063	+1.086	12:32:35.570
5	50.856	+0.879	12:33:26.426
6	50.438	+0.461	12:34:16.864
7	50.191	+0.214	12:35:07.055
8	50.268	+0.291	12:35:57.323
9	50.886	+0.909	12:36:48.209
10	50.239	+0.262	12:37:38.448
11	49.977		12:38:28.425
12	50.104	+0.127	12:39:18.529
13	50.213	+0.236	12:40:08.742
14	50.656	+0.679	12:40:59.398



DMV Kart Championship Oppenrod

KF3
Startaufstellung 2.Lauf
Rennen (17 Runden)

Bellof Arena 1,040 Km
19.06.2011 15:10

14	40	47
	27	28
13	60	10
	25	26
12	14	49
	23	24
11	19	97
	21	22
10	13	8
	19	20
9	27	20
	17	18
8	28	7
	15	16
7	38	56
	13	14
6	37	34
	11	12
5	52	3
	9	10
4	22	114
	7	8
3	12	74
	5	6
2	39	46
	3	4
1	4	45
	1	2

POLE POSITION 1





DMV Kart Championship Oppenrod

KF3

Bellof Arena 1,040 Km

2.Lauf

19.06.2011 15:40

Rennen (15 Runden) gestartet um 15:41:41

Pos.	St.Nr.	Name	Wohnort	Fabrikat	Bewerber/Sponsor	Rnd.	Gesamtzeit	Diff.	Ø km/h	Beste Zeit	km/h	Pkt.
1	4	Kim-Luis Schramm	GER-Wolfsberg	Tony/Vortex	ADAC Sachsen E.V/	15	12:25.950		75,287	48.936	76,508	20
2	74	Gino Wetzels	GER-Waldfeucht	Birel/TM	MSC Wittgenborn/	15	12:26.072	0.122	75,274	48.809	76,707	17
3	39	Dennis Anoschin	GER-Wiesbaden	Tony/Parila		15	12:26.268	0.318	75,254	49.020	76,377	15
4	28	Sebastian Balthasar	Köln			15	12:28.031	2.081	75,077	49.060	76,315	13
5	46	Fabian Schiller	GER-Troisdorf	Energy/TM	Jedi Racingteam/	15	12:29.333	3.383	74,947	49.219	76,068	12
6	8	Marcel Lenerz	GER-Ludwigsau	Jesolo/Iame	TR-Racing/	15	12:29.575	3.625	74,922	48.955	76,478	11
7	52	Mick Betsch	GER-Bergheim	Tony/Vortex	KSM Racing Team/	15	12:29.865	3.915	74,893	48.795	76,729	10
8	34	Mario Lauer	GER-Gründau	Maranello/Maxte		15	12:31.760	5.810	74,705	49.429	75,745	9
9	7	Arlind Hoti	GER-Mannheim	Tony/Vortex	KSM Racing Team/	15	12:35.767	9.817	74,309	49.085	76,276	8
10	114	Roman Schwedt	Riegelsberg	Maddox/Maxter	RL-Competition	15	12:36.516	10.566	74,235	49.393	75,800	0
11	18	Marco Paul	GER-Waldems-Niederem	/	RS Motorsport/	15	12:39.764	13.814	73,918	49.334	75,891	7
12	38	Nicholas Otto	GER-Grevenbroich	Tony/Vortex	KSM Racing Team/	15	12:40.619	14.669	73,835	49.486	75,658	6
13	56	Simona Lekaj	Murgenthal	Jesolo/Iame	TR Racing	15	12:41.128	15.178	73,785	49.485	75,659	5
14	45	Toni Wolf	GER-Schönbrunn	Energy/TM	Jedi Racing Team	15	12:41.220	15.270	73,776	48.946	76,492	4
15	37	Toni Tschentscher	GER-Hohenstein-Ernsth	DR/Iame	Team NKS/ADAC Sachsen	15	12:43.349	17.399	73,571	49.362	75,848	3
16	3	Lucas Ayrton Mauron	SUI-Abtwil SG / Sinsheim	Birel/TM	Solgat Motorsport/	15	12:47.391	21.441	73,183	48.846	76,649	2
17	22	Eric Luz	GER-Bad Wimpfen	Birel/TM	Solgat Motorsport	15	12:49.362	23.412	72,996	49.328	75,900	1
18	20	Nico Arone	GER-Heusweiler	CRG/Maxter	Eurokart CRG Germany/	15	12:50.194	24.244	72,917	49.469	75,684	1
19	49	Oliver Riedel	GER-Badbergen	Tony/Vortex	KSM Racing Team/	15	12:50.441	24.491	72,893	49.074	76,293	1
20	60	Gabriel Seebald	CZE-Offenbach	Gillard/Parilla	KKC-Racing/PDP-Germany/	15	12:53.507	27.557	72,604	49.362	75,848	1
21	27	Moritz Horn	GER-Biebertal	Zanardi/TM	NoLimit Racing-Team/KV-Oppenro	15	12:54.575	28.625	72,504	49.855	75,098	1
22	97	Jessica Jost	SUI-Münchsmünster	Tony/TM		15	13:04.059	38.109	71,627	50.200	74,582	1
23	47	Louis Wöfle	GER-Ettenheim	Jesolo/IAME	TR Racing/Jesolo Tec. TR Racing	15	13:05.379	39.429	71,507	49.724	75,296	1
24	40	Philipp Schmitt	GER-Püttlingen	Wildkart/ Marant	Wildkart- Germany	6	5:11.025	9 Runden	72,226	49.970	74,925	1
25	14	Niklas Gränz	GER-Hungen	Tony/TM	WST-Motorsport/Kart-Verein Oppe	6	5:11.549	9 Runden	72,104	49.918	75,003	1
26	12	Dario Mackenrodt	ITA-Hann. Münden	Tony/Vortex	KSM Racing Team/	4	3:24.223	11 Runden	73,332	50.164	74,635	1
27	10	Noyan Akduman	GER-Köln	Tony/Vortex	KSM Racing Team/	2	1:48.363	13 Runden	69,101	51.892	72,150	1
28	13	Cosimo Citignola	ITA-Karlsdorf-Neuthard	/			1.362	15 Runden	-	-	-	1
29	19	Dominik Lanz	GER-Kronau	Birel/TM	Hantscher Kart Racing/		1.562	15 Runden	-	-	-	1

Bemerkungen

Ergebnis vorbehaltlich technischer Nachuntersuchung
Gestartet: 29 Gewertet: 29 nicht Gewertet: 0

Vorsprung	Ø km/h	Beste Rundenzeit	km/h	Beste Runde von
0.122	75,287	48.795	76,729	52 - Mick Betsch

Zeitnahmekommissar & Auswertung: Monika Riehmers www.camp-company.de

Orbits

Rennleiter: Reinhard Tropp
Aushang:
Unterschrift RL:
Gedruckt: 19.06.2011 15:55:16

Rennsekretär: Ute Bimber
Uhr Reg-Nr.:81/11
Unterschrift ZK:

www.mylaps.com
Lizenziert für Camp Company GmbH



DMV Kart Championship Oppenrod

KF3

Bellof Arena 1,040 Km

2. Lauf

19.06.2011 15:40

Rennen (15 Runden) gestartet um 15:41:41

Runde	Rundenzeit	Diff.	Tageszeit
(4) Kim-Luis Schramm			
1	51.306	+2.370	15:42:32.540
2	51.635	+2.699	15:43:24.175
3	50.366	+1.430	15:44:14.541
4	50.045	+1.109	15:45:04.586
5	49.991	+1.055	15:45:54.577
6	49.508	+0.572	15:46:44.085
7	49.397	+0.461	15:47:33.482
8	49.450	+0.514	15:48:22.932
9	49.232	+0.296	15:49:12.164
10	49.196	+0.260	15:50:01.360
11	48.936		15:50:50.296
12	49.158	+0.222	15:51:39.454
13	49.213	+0.277	15:52:28.667
14	49.155	+0.219	15:53:17.822
15	49.362	+0.426	15:54:07.184
(74) Gino Wetzels			
1	52.389	+3.580	15:42:33.987
2	51.069	+2.260	15:43:25.056
3	50.129	+1.320	15:44:15.185
4	49.778	+0.969	15:45:04.963
5	50.674	+1.865	15:45:55.637
6	49.711	+0.902	15:46:45.348
7	49.430	+0.621	15:47:34.778
8	49.482	+0.673	15:48:24.260
9	48.927	+0.118	15:49:13.187
10	48.814	+0.005	15:50:02.001
11	48.942	+0.133	15:50:50.943
12	48.987	+0.178	15:51:39.930
13	49.305	+0.496	15:52:29.235
14	48.809		15:53:18.044
15	49.262	+0.453	15:54:07.306
(39) Dennis Anoschin			
1	51.605	+2.585	15:42:33.000
2	51.585	+2.565	15:43:24.585
3	50.194	+1.174	15:44:14.779
4	50.104	+1.084	15:45:04.883
5	50.377	+1.357	15:45:55.260
6	49.666	+0.646	15:46:44.926
7	49.131	+0.111	15:47:34.057
8	49.200	+0.180	15:48:23.257
9	49.097	+0.077	15:49:12.354
10	49.301	+0.281	15:50:01.655
11	49.095	+0.075	15:50:50.750
12	49.020		15:51:39.770
13	49.607	+0.587	15:52:29.377
14	49.035	+0.015	15:53:18.412
15	49.090	+0.070	15:54:07.502
(28) Sebastian Balthasar			
1	53.400	+4.340	15:42:35.504
2	50.319	+1.259	15:43:25.823
3	50.840	+1.780	15:44:16.663
4	50.069	+1.009	15:45:06.732
5	50.063	+1.003	15:45:56.795
6	49.417	+0.357	15:46:46.212
7	49.355	+0.295	15:47:35.567
8	49.180	+0.120	15:48:24.747
9	49.411	+0.351	15:49:14.158
10	49.307	+0.247	15:50:03.465
11	49.068	+0.008	15:50:52.533
12	49.458	+0.398	15:51:41.991
13	49.060		15:52:31.051

Runde	Rundenzeit	Diff.	Tageszeit
14	49.097	+0.037	15:53:20.148
15	49.117	+0.057	15:54:09.265
(46) Fabian Schiller			
1	51.840	+2.621	15:42:33.270
2	50.495	+1.276	15:43:23.765
3	50.487	+1.268	15:44:14.252
4	50.138	+0.919	15:45:04.390
5	50.562	+1.343	15:45:54.952
6	50.177	+0.958	15:46:45.129
7	49.380	+0.161	15:47:34.509
8	49.913	+0.694	15:48:24.422
9	49.281	+0.062	15:49:13.703
10	49.259	+0.040	15:50:02.962
11	49.219		15:50:52.181
12	50.000	+0.781	15:51:42.181
13	49.731	+0.512	15:52:31.912
14	49.377	+0.158	15:53:21.289
15	49.278	+0.059	15:54:10.567
(8) Marcel Lenerz			
1	53.803	+4.848	15:42:36.388
2	50.670	+1.715	15:43:27.058
3	50.108	+1.153	15:44:17.166
4	50.404	+1.449	15:45:07.570
5	50.233	+1.278	15:45:57.803
6	49.280	+0.325	15:46:47.083
7	49.510	+0.555	15:47:36.593
8	49.141	+0.186	15:48:25.734
9	48.955		15:49:14.689
10	49.701	+0.746	15:50:04.390
11	49.271	+0.316	15:50:53.661
12	49.076	+0.121	15:51:42.737
13	49.517	+0.562	15:52:32.254
14	49.536	+0.581	15:53:21.790
15	49.019	+0.064	15:54:10.809
(52) Mick Betsch			
1	53.143	+4.348	15:42:35.071
2	51.069	+2.274	15:43:26.140
3	50.280	+1.485	15:44:16.420
4	49.635	+0.840	15:45:06.055
5	50.309	+1.514	15:45:56.364
6	49.406	+0.611	15:46:45.770
7	49.320	+0.525	15:47:35.090
8	49.900	+1.105	15:48:24.990
9	49.382	+0.587	15:49:14.372
10	49.743	+0.948	15:50:04.115
11	48.795		15:50:52.910
12	49.490	+0.695	15:51:42.400
13	49.787	+0.992	15:52:32.187
14	49.946	+1.151	15:53:22.133
15	48.966	+0.171	15:54:11.099
(34) Mario Lauer			
1	53.985	+4.556	15:42:36.301
2	50.481	+1.052	15:43:26.782
3	50.325	+0.896	15:44:17.107
4	49.975	+0.546	15:45:07.082
5	50.308	+0.879	15:45:57.390
6	49.610	+0.181	15:46:47.000
7	50.094	+0.665	15:47:37.094
8	49.508	+0.079	15:48:26.602
9	49.459	+0.030	15:49:16.061
10	49.429		15:50:05.490
11	49.470	+0.041	15:50:54.960

Runde	Rundenzeit	Diff.	Tageszeit
12	49.534	+0.105	15:51:44.494
13	49.449	+0.020	15:52:33.943
14	49.574	+0.145	15:53:23.517
15	49.477	+0.048	15:54:12.994
(7) Arlind Hoti			
1	53.834	+4.749	15:42:36.052
2	50.960	+1.875	15:43:27.012
3	51.141	+2.056	15:44:18.153
4	50.221	+1.136	15:45:08.374
5	50.364	+1.279	15:45:58.738
6	50.849	+1.764	15:46:49.587
7	50.486	+1.401	15:47:40.073
8	49.365	+0.280	15:48:29.438
9	49.085		15:49:18.523
10	49.250	+0.165	15:50:07.773
11	50.068	+0.983	15:50:57.841
12	50.566	+1.481	15:51:48.407
13	50.088	+1.003	15:52:38.495
14	49.296	+0.211	15:53:27.791
15	49.210	+0.125	15:54:17.001
(114) Roman Schwedt			
1	53.063	+3.670	15:42:34.822
2	50.782	+1.389	15:43:25.604
3	50.080	+0.687	15:44:15.684
4	50.282	+0.889	15:45:05.966
5	52.649	+3.256	15:45:58.615
6	49.945	+0.552	15:46:48.560
7	49.542	+0.149	15:47:38.102
8	49.493	+0.100	15:48:27.595
9	49.468	+0.075	15:49:17.063
10	49.622	+0.229	15:50:06.685
11	51.263	+1.870	15:50:57.948
12	50.611	+1.218	15:51:48.559
13	50.281	+0.888	15:52:38.840
14	49.393		15:53:28.233
15	49.517	+0.124	15:54:17.750
(18) Marco Paul			
1	56.117	+6.783	15:42:39.856
2	51.666	+2.332	15:43:31.522
3	51.100	+1.766	15:44:22.622
4	50.193	+0.859	15:45:12.815
5	49.893	+0.559	15:46:02.708
6	49.697	+0.363	15:46:52.405
7	50.089	+0.755	15:47:42.494
8	51.065	+1.731	15:48:33.559
9	49.468	+0.134	15:49:23.027
10	49.831	+0.497	15:50:12.858
11	49.602	+0.268	15:51:02.460
12	49.558	+0.224	15:51:52.018
13	49.411	+0.077	15:52:41.429
14	50.235	+0.901	15:53:31.664
15	49.334		15:54:20.998
(38) Nicholas Otto			
1	53.849	+4.363	15:42:35.780
2	50.631	+1.145	15:43:26.411
3	50.439	+0.953	15:44:16.850
4	50.657	+1.171	15:45:07.507
5	50.759	+1.273	15:45:58.266
6	49.808	+0.322	15:46:48.074
7	49.695	+0.209	15:47:37.769
8	49.486		15:48:27.255
9	49.638	+0.152	15:49:16.893



DMV Kart Championship Oppenrod

KF3

Bellof Arena 1,040 Km

2.Lauf

19.06.2011 15:40

Rennen (15 Runden) gestartet um 15:41:41

Runde	Rundenzeit	Diff.	Tageszeit
10	49.587	+0.101	15:50:06.480
11	51.157	+1.671	15:50:57.637
12	50.614	+1.128	15:51:48.251
13	52.742	+3.256	15:52:40.993
14	51.088	+1.602	15:53:32.081
15	49.772	+0.286	15:54:21.853

(56) Simona Lekaj

Runde	Rundenzeit	Diff.	Tageszeit
1	55.565	+6.080	15:42:38.062
2	50.975	+1.490	15:43:29.037
3	50.637	+1.152	15:44:19.674
4	50.295	+0.810	15:45:09.969
5	50.341	+0.856	15:46:00.310
6	50.175	+0.690	15:46:50.485
7	50.904	+1.419	15:47:41.389
8	51.604	+2.119	15:48:32.993
9	49.570	+0.085	15:49:22.563
10	49.870	+0.385	15:50:12.433
11	49.573	+0.088	15:51:02.006
12	49.680	+0.195	15:51:51.686
13	49.485		15:52:41.171
14	51.054	+1.569	15:53:32.225
15	50.137	+0.652	15:54:22.362

(45) Toni Wolf

Runde	Rundenzeit	Diff.	Tageszeit
1	52.099	+3.153	15:42:33.416
2	1:02.329	+13.383	15:43:35.745
3	50.772	+1.826	15:44:26.517
4	49.672	+0.726	15:45:16.189
5	49.257	+0.311	15:46:05.446
6	49.467	+0.521	15:46:54.913
7	51.993	+3.047	15:47:46.906
8	49.853	+0.907	15:48:36.759
9	49.823	+0.877	15:49:26.582
10	49.054	+0.108	15:50:15.636
11	48.971	+0.025	15:51:04.607
12	48.946		15:51:53.553
13	49.163	+0.217	15:52:42.716
14	49.594	+0.648	15:53:32.310
15	50.144	+1.198	15:54:22.454

(37) Toni Tschentscher

Runde	Rundenzeit	Diff.	Tageszeit
1	57.625	+8.263	15:42:39.740
2	51.439	+2.077	15:43:31.179
3	51.372	+2.010	15:44:22.551
4	50.930	+1.568	15:45:13.481
5	50.364	+1.002	15:46:03.845
6	50.796	+1.434	15:46:54.641
7	52.091	+2.729	15:47:46.732
8	49.950	+0.588	15:48:36.682
9	49.826	+0.464	15:49:26.508
10	49.894	+0.532	15:50:16.402
11	49.362		15:51:05.764
12	49.677	+0.315	15:51:55.441
13	49.662	+0.300	15:52:45.103
14	49.637	+0.275	15:53:34.740
15	49.843	+0.481	15:54:24.583

(3) Lucas Ayrton Mauron

Runde	Rundenzeit	Diff.	Tageszeit
1	54.418	+5.572	15:42:36.656
2	50.672	+1.826	15:43:27.328
3	50.759	+1.913	15:44:18.087
4	49.820	+0.974	15:45:07.907
5	50.690	+1.844	15:45:58.597
6	51.187	+2.341	15:46:49.784
7	1:04.256	+15.410	15:47:54.040

Runde	Rundenzeit	Diff.	Tageszeit
8	50.531	+1.685	15:48:44.571
9	49.428	+0.582	15:49:33.999
10	49.081	+0.235	15:50:23.080
11	49.011	+0.165	15:51:12.091
12	49.142	+0.296	15:52:01.233
13	48.846		15:52:50.079
14	49.429	+0.583	15:53:39.508
15	49.117	+0.271	15:54:28.625

(22) Eric Luz

Runde	Rundenzeit	Diff.	Tageszeit
1	52.436	+3.108	15:42:34.228
2	51.197	+1.869	15:43:25.425
3	49.998	+0.670	15:44:15.423
4	50.087	+0.759	15:45:05.510
5	58.203	+8.875	15:46:03.713
6	50.105	+0.777	15:46:53.818
7	51.702	+2.374	15:47:45.520
8	49.663	+0.335	15:48:35.183
9	49.408	+0.080	15:49:24.591
10	49.371	+0.043	15:50:13.962
11	49.328		15:51:03.290
12	49.400	+0.072	15:51:52.690
13	49.871	+0.543	15:52:42.561
14	58.423	+9.095	15:53:40.984
15	49.612	+0.284	15:54:30.596

(20) Nico Arone

Runde	Rundenzeit	Diff.	Tageszeit
1	56.087	+6.618	15:42:38.512
2	51.190	+1.721	15:43:29.702
3	51.400	+1.931	15:44:21.102
4	50.133	+0.664	15:45:11.235
5	50.272	+0.803	15:46:01.507
6	49.510	+0.041	15:46:51.017
7	50.608	+1.139	15:47:41.625
8	51.714	+2.245	15:48:33.339
9	49.469		15:49:22.808
10	49.903	+0.434	15:50:12.711
11	49.510	+0.041	15:51:02.221
12	50.207	+0.738	15:51:52.428
13	50.135	+0.666	15:52:42.563
14	59.135	+9.666	15:53:41.698
15	49.730	+0.261	15:54:31.428

(49) Oliver Riedel

Runde	Rundenzeit	Diff.	Tageszeit
1	56.631	+7.557	15:42:39.383
2	51.221	+2.147	15:43:30.604
3	1:04.225	+15.151	15:44:34.829
4	50.480	+1.406	15:45:25.309
5	49.841	+0.767	15:46:15.150
6	49.840	+0.766	15:47:04.990
7	49.779	+0.705	15:47:54.769
8	50.201	+1.127	15:48:44.970
9	49.438	+0.364	15:49:34.408
10	49.281	+0.207	15:50:23.689
11	50.046	+0.972	15:51:13.735
12	49.850	+0.776	15:52:03.585
13	49.074		15:52:52.659
14	49.335	+0.261	15:53:41.994
15	49.681	+0.607	15:54:31.675

(60) Gabriel Seebald

Runde	Rundenzeit	Diff.	Tageszeit
1	57.130	+7.768	15:42:40.237
2	51.484	+2.122	15:43:31.721
3	51.341	+1.979	15:44:23.062
4	50.563	+1.201	15:45:13.625
5	50.491	+1.129	15:46:04.116

Runde	Rundenzeit	Diff.	Tageszeit
6	50.715	+1.353	15:46:54.831
7	51.999	+2.637	15:47:46.830
8	50.581	+1.219	15:48:37.411
9	49.693	+0.331	15:49:27.104
10	49.560	+0.198	15:50:16.664
11	59.442	+10.080	15:51:16.106
12	49.797	+0.435	15:52:05.903
13	49.362		15:52:55.265
14	50.022	+0.660	15:53:45.287
15	49.454	+0.092	15:54:34.741

(27) Moritz Horn

Runde	Rundenzeit	Diff.	Tageszeit
1	56.429	+6.574	15:42:38.938
2	51.078	+1.223	15:43:30.016
3	56.006	+6.151	15:44:26.022
4	50.581	+0.726	15:45:16.603
5	50.067	+0.212	15:46:06.670
6	50.022	+0.167	15:46:56.692
7	50.753	+0.898	15:47:47.445
8	50.247	+0.392	15:48:37.692
9	49.869	+0.014	15:49:27.561
10	49.855		15:50:17.416
11	50.033	+0.178	15:51:07.449
12	57.478	+7.623	15:52:04.927
13	50.165	+0.310	15:52:55.092
14	50.612	+0.757	15:53:45.704
15	50.105	+0.250	15:54:35.809

(97) Jessica Jost

Runde	Rundenzeit	Diff.	Tageszeit
1	1:10.112	+19.912	15:42:53.277
2	52.460	+2.260	15:43:45.737
3	51.874	+1.674	15:44:37.611
4	50.873	+0.673	15:45:28.484
5	50.874	+0.674	15:46:19.358
6	50.618	+0.418	15:47:09.976
7	51.008	+0.808	15:48:00.984
8	50.751	+0.551	15:48:51.735
9	50.587	+0.387	15:49:42.322
10	50.587	+0.387	15:50:32.909
11	50.825	+0.625	15:51:23.734
12	50.619	+0.419	15:52:14.353
13	50.425	+0.225	15:53:04.778
14	50.315	+0.115	15:53:55.093
15	50.200		15:54:45.293

(47) Louis Wölfle

Runde	Rundenzeit	Diff.	Tageszeit
1	1:19.805	+30.081	15:43:02.778
2	51.425	+1.701	15:43:54.203
3	51.258	+1.534	15:44:45.461
4	50.808	+1.084	15:45:36.269
5	50.383	+0.659	15:46:26.652
6	50.332	+0.608	15:47:16.984
7	50.022	+0.298	15:48:07.006
8	49.777	+0.053	15:48:56.783
9	50.069	+0.345	15:49:46.852
10	49.724		15:50:36.576
11	50.166	+0.442	15:51:26.742
12	49.796	+0.072	15:52:16.538
13	50.015	+0.291	15:53:06.553
14	49.968	+0.244	15:53:56.521
15	50.092	+0.368	15:54:46.613

(40) Philipp Schmitt

Runde	Rundenzeit	Diff.	Tageszeit
1	55.011	+5.041	15:42:38.175
2	51.716	+1.746	15:43:29.891
3	51.417	+1.447	15:44:21.308



DMV Kart Championship Oppenrod

KF3

Bellof Arena 1,040 Km

2. Lauf

19.06.2011 15:40

Rennen (15 Runden) gestartet um 15:41:41

Runde	Rundenzeit	Diff.	Tageszeit
4	50.840	+0.870	15:45:12.148
5	50.141	+0.171	15:46:02.289
6	49.970		15:46:52.259

(14) Niklas Gränz

Runde	Rundenzeit	Diff.	Tageszeit
1	56.272	+6.354	15:42:39.489
2	51.225	+1.307	15:43:30.714
3	51.250	+1.332	15:44:21.964
4	50.384	+0.466	15:45:12.348
5	50.517	+0.599	15:46:02.865
6	49.918		15:46:52.783

(12) Dario Mackenrodt

Runde	Rundenzeit	Diff.	Tageszeit
1	52.329	+2.165	15:42:33.827
2	51.121	+0.957	15:43:24.948
3	50.164		15:44:15.112
4	50.345	+0.181	15:45:05.457

(10) Noyan Akduman

Runde	Rundenzeit	Diff.	Tageszeit
1	54.829	+2.937	15:42:37.705
2	51.892		15:43:29.597

Runde	Rundenzeit	Diff.	Tageszeit
-------	------------	-------	-----------

Runde	Rundenzeit	Diff.	Tageszeit
-------	------------	-------	-----------



DMV Kart Championship Oppenrod

KF3

Bellof Arena 1,040 Km

Stefan Bellof Pokal

19.06.2011 17:45

Rennen (20 Runden) gestartet um 17:52:56

Pos.	St.Nr.	Name	Wohnort	Fabrikat	Bewerber/Sponsor	Rnd.	Gesamtzeit	Diff.	Ø km/h	Beste Zeit	km/h
1	74	Gino Wetzels	GER-Waldfeucht	Birel/TM	MSC Wittgenborn/	20	21:30.671		58,016	1:03.702	58,774
2	52	Mick Betsch	GER-Bergheim	Tony/Vortex	KSM Racing Team/	20	21:46.646	15.975	57,307	1:02.909	59,515
3	114	Roman Schwedt	Riegelsberg	Maddox/Maxter	RL-Competition	20	21:47.454	16.783	57,272	1:03.786	58,696
4	18	Marco Paul	GER-Waldems-Niederems	/	RS Motorsport/	20	21:55.604	24.933	56,917	1:04.659	57,904
5	8	Marcel Lenerz	GER-Ludwigsau	Jesolo/lame	TR-Racing/	20	21:56.505	25.834	56,878	1:04.107	58,402
6	38	Nicholas Otto	GER-Grevenbroich	Tony/Vortex	KSM Racing Team/	20	21:59.368	28.697	56,754	1:03.613	58,856
7	7	Arlind Hoti	GER-Mannheim	Tony/Vortex	KSM Racing Team/	20	22:00.483	29.812	56,707	1:03.807	58,677
8	60	Gabriel Seebald	CZE-Offenbach	Gillard/Parilla	KKC-Racing/PDP-Germany/	20	22:05.033	34.362	56,512	1:04.650	57,912
9	45	Toni Wolf	GER-Schönbrunn	Energy/TM	Jedi Racing Team	20	22:09.110	38.439	56,338	1:03.928	58,566
10	12	Dario Mackenrodt	ITA-Hann. Münden	Tony/Vortex	KSM Racing Team/	20	22:23.265	52.594	55,745	1:04.851	57,732
11	37	Toni Tschentscher	GER-Hohenstein-Ernstthal	DR/lame	Team NKS/ADAC Sachsen	20	22:29.963	59.292	55,468	1:05.021	57,581
12	56	Simona Lekaj	Murgenthal	Jesolo/lame	TR Racing	20	22:36.350	1:05.679	55,207	1:06.101	56,641
13	46	Fabian Schiller	GER-Troisdorf	Energy/TM	Jedi Racingteam/	19	21:40.247	1 Runde	54,710	1:03.634	58,836
14	13	Cosimo Citignola	ITA-Karlsdorf-Neuthard	/		17	19:10.686	3 Runden	55,313	1:05.140	57,476
15	3	Lucas Ayrton Mauron	SUI-Abtwil SG / Sinsheim-St	Birel/TM	Solgat Motorsport/	16	17:34.717	4 Runden	56,796	1:04.234	58,287
16	28	Sebastian Balthasar	Köln			14	15:09.588	6 Runden	57,626	1:02.899	59,524
17	14	Niklas Gränz	GER-Hungen	Tony/TM	WST-Motorsport/Kart-Verein Oppe	13	14:31.073	7 Runden	55,876	1:03.975	58,523
18	4	Kim-Luis Schramm	GER-Wolfsberg	Tony/Vortex	ADAC Sachsen E.V/	11	11:58.008	9 Runden	57,359	1:03.895	58,596
19	10	Noyan Akduman	GER-Köln	Tony/Vortex	KSM Racing Team/	8	9:08.766	12 Runden	54,581	1:04.795	57,782
20	27	Moritz Horn	GER-Biebental	Zanardi/TM	NoLimit Racing-Team/KV-Oppenro	4	4:32.277	16 Runden	55,003	1:06.473	56,324

Bemerkungen

Ergebnis vorbehaltlich technischer Nachuntersuchung
 Gestartet: 19 Gewertet: 19 nicht Gewertet: 0
 Start-Nr.:12 +3sec. Zeitstrafe (Rennleiterentscheidung)
 Start-Nr.: 28+10 sec. Zeitstrafe (Rennleiterentscheidung)

Vorsprung	Ø km/h	Beste Rundenzeit	km/h	Beste Runde von
15.975	58,016	1:02.899	59,524	28 - Sebastian Balthasar

Zeitnahmekommissar & Auswertung: [Monika Riehmers www.camp-company.de](http://www.camp-company.de) Orbits

Rennleiter: Reinhard Tropp Rennsekretär: Ute Bimber
 Aushang: Uhr Reg-Nr.:81/11
 Unterschrift RL: Unterschrift ZK:

www.mylaps.com
 Lizenziert für Camp Company GmbH



DMV Kart Championship Oppenrod

KF3

Bellof Arena 1,040 Km

Stefan Bellof Pokal

19.06.2011 17:45

Rennen (20 Runden) gestartet um 17:52:56

Runde	Rundenzeit	Diff.	Tageszeit
(74) Gino Wetzels			
1	1:05.570	+1.868	17:54:02.092
2	1:05.077	+1.375	17:55:07.169
3	1:05.000	+1.298	17:56:12.169
4	1:06.084	+2.382	17:57:18.253
5	1:04.750	+1.048	17:58:23.003
6	1:04.285	+0.583	17:59:27.288
7	1:04.141	+0.439	18:00:31.429
8	1:04.249	+0.547	18:01:35.678
9	1:05.732	+2.030	18:02:41.410
10	1:04.463	+0.761	18:03:45.873
11	1:04.043	+0.341	18:04:49.916
12	1:03.996	+0.294	18:05:53.912
13	1:03.862	+0.160	18:06:57.774
14	1:03.973	+0.271	18:08:01.747
15	1:04.483	+0.781	18:09:06.230
16	1:04.289	+0.587	18:10:10.519
17	1:03.781	+0.079	18:11:14.300
18	1:03.993	+0.291	18:12:18.293
19	1:03.702		18:13:21.995
20	1:05.198	+1.496	18:14:27.193

Runde	Rundenzeit	Diff.	Tageszeit
(52) Mick Betsch			
1	1:07.833	+4.924	17:54:06.267
2	1:05.486	+2.577	17:55:11.753
3	1:05.362	+2.453	17:56:17.115
4	1:11.448	+8.539	17:57:28.563
5	1:09.095	+6.186	17:58:37.658
6	1:05.514	+2.605	17:59:43.172
7	1:05.164	+2.255	18:00:48.336
8	1:09.057	+6.148	18:01:57.393
9	1:05.833	+2.924	18:03:03.226
10	1:03.734	+0.825	18:04:06.960
11	1:03.509	+0.600	18:05:10.469
12	1:03.302	+0.393	18:06:13.771
13	1:04.043	+1.134	18:07:17.814
14	1:02.909		18:08:20.723
15	1:04.949	+2.040	18:09:25.672
16	1:03.524	+0.615	18:10:29.196
17	1:03.718	+0.809	18:11:32.914
18	1:03.608	+0.699	18:12:36.522
19	1:03.590	+0.681	18:13:40.112
20	1:03.056	+0.147	18:14:43.168

Runde	Rundenzeit	Diff.	Tageszeit
(114) Roman Schwedt			
1	1:09.782	+5.996	17:54:06.762
2	1:07.597	+3.811	17:55:14.359
3	1:06.037	+2.251	17:56:20.396
4	1:07.420	+3.634	17:57:27.816
5	1:05.148	+1.362	17:58:32.964
6	1:04.625	+0.839	17:59:37.589
7	1:05.357	+1.571	18:00:42.946
8	1:05.125	+1.339	18:01:48.071
9	1:04.810	+1.024	18:02:52.881
10	1:04.507	+0.721	18:03:57.388
11	1:04.774	+0.988	18:05:02.162
12	1:04.764	+0.978	18:06:06.926
13	1:04.359	+0.573	18:07:11.285
14	1:04.510	+0.724	18:08:15.795
15	1:05.087	+1.301	18:09:20.882
16	1:05.243	+1.457	18:10:26.125
17	1:04.493	+0.707	18:11:30.618
18	1:03.786		18:12:34.404
19	1:04.609	+0.823	18:13:39.013
20	1:04.963	+1.177	18:14:43.976

Runde	Rundenzeit	Diff.	Tageszeit
(18) Marco Paul			
1	1:09.464	+4.805	17:54:07.413
2	1:07.529	+2.870	17:55:14.942
3	1:06.420	+1.761	17:56:21.362
4	1:06.544	+1.885	17:57:27.906
5	1:06.514	+1.855	17:58:34.420
6	1:05.287	+0.628	17:59:39.707
7	1:04.958	+0.299	18:00:44.665
8	1:05.480	+0.821	18:01:50.145
9	1:05.186	+0.527	18:02:55.331
10	1:04.987	+0.328	18:04:00.318
11	1:04.894	+0.235	18:05:05.212
12	1:04.659		18:06:09.871
13	1:04.930	+0.271	18:07:14.801
14	1:05.586	+0.927	18:08:20.387
15	1:05.134	+0.475	18:09:25.521
16	1:05.350	+0.691	18:10:30.871
17	1:06.057	+1.398	18:11:36.928
18	1:05.208	+0.549	18:12:42.136
19	1:05.142	+0.483	18:13:47.278
20	1:04.848	+0.189	18:14:52.126

Runde	Rundenzeit	Diff.	Tageszeit
(8) Marcel Lenerz			
1	1:08.296	+4.189	17:54:04.910
2	1:07.699	+3.592	17:55:12.609
3	1:06.374	+2.267	17:56:18.983
4	1:06.431	+2.324	17:57:25.414
5	1:05.847	+1.740	17:58:31.261
6	1:05.599	+1.492	17:59:36.860
7	1:05.524	+1.417	18:00:42.384
8	1:04.921	+0.814	18:01:47.305
9	1:05.158	+1.051	18:02:52.463
10	1:04.107		18:03:56.570
11	1:04.699	+0.592	18:05:01.269
12	1:05.175	+1.068	18:06:06.444
13	1:12.756	+8.649	18:07:19.200
14	1:04.694	+0.587	18:08:23.894
15	1:04.820	+0.713	18:09:28.714
16	1:04.708	+0.601	18:10:33.422
17	1:04.734	+0.627	18:11:38.156
18	1:04.854	+0.747	18:12:43.010
19	1:04.993	+0.886	18:13:48.003
20	1:05.024	+0.917	18:14:53.027

Runde	Rundenzeit	Diff.	Tageszeit
(38) Nicholas Otto			
1	1:10.350	+6.737	17:54:09.288
2	1:07.906	+4.293	17:55:17.194
3	1:11.623	+8.010	17:56:28.817
4	1:06.964	+3.351	17:57:35.781
5	1:07.225	+3.612	17:58:43.006
6	1:05.029	+1.416	17:59:48.035
7	1:15.798	+12.185	18:01:03.833
8	1:04.082	+0.469	18:02:07.915
9	1:04.225	+0.612	18:03:12.140
10	1:05.613	+2.000	18:04:17.753
11	1:04.329	+0.716	18:05:22.082
12	1:03.638	+0.025	18:06:25.720
13	1:03.624	+0.011	18:07:29.344
14	1:03.613		18:08:32.957
15	1:03.792	+0.179	18:09:36.749
16	1:04.011	+0.398	18:10:40.760
17	1:03.842	+0.229	18:11:44.602
18	1:03.757	+0.144	18:12:48.359
19	1:03.641	+0.028	18:13:52.000
20	1:03.890	+0.277	18:14:55.890

Runde	Rundenzeit	Diff.	Tageszeit
(7) Arlind Hoti			
1	1:09.829	+6.022	17:54:08.112
2	1:07.158	+3.351	17:55:15.270
3	1:07.884	+4.077	17:56:23.154
4	1:14.244	+10.437	17:57:37.398
5	1:06.670	+2.863	17:58:44.068
6	1:06.465	+2.658	17:59:50.533
7	1:06.038	+2.231	18:00:56.571
8	1:04.927	+1.120	18:02:01.498
9	1:04.682	+0.875	18:03:06.180
10	1:05.170	+1.363	18:04:11.350
11	1:04.957	+1.150	18:05:16.307
12	1:04.684	+0.877	18:06:20.991
13	1:04.997	+1.190	18:07:25.988
14	1:04.730	+0.923	18:08:30.718
15	1:04.634	+0.827	18:09:35.352
16	1:04.527	+0.720	18:10:39.879
17	1:04.464	+0.657	18:11:44.343
18	1:04.610	+0.803	18:12:48.953
19	1:03.807		18:13:52.760
20	1:04.245	+0.438	18:14:57.005

Runde	Rundenzeit	Diff.	Tageszeit
(60) Gabriel Seebald			
1	1:10.936	+6.286	17:54:10.849
2	1:07.833	+3.183	17:55:18.682
3	1:07.582	+2.932	17:56:26.264
4	1:06.674	+2.024	17:57:32.938
5	1:06.227	+1.577	17:58:39.165
6	1:06.407	+1.757	17:59:45.572
7	1:06.031	+1.381	18:00:51.603
8	1:07.091	+2.441	18:01:58.694
9	1:05.792	+1.142	18:03:04.486
10	1:05.554	+0.904	18:04:10.040
11	1:05.032	+0.382	18:05:15.072
12	1:05.622	+0.972	18:06:20.694
13	1:05.839	+1.189	18:07:26.533
14	1:04.751	+0.101	18:08:31.284
15	1:04.781	+0.131	18:09:36.065
16	1:05.101	+0.451	18:10:41.166
17	1:05.409	+0.759	18:11:46.575
18	1:04.650		18:12:51.225
19	1:05.237	+0.587	18:13:56.462
20	1:05.093	+0.443	18:15:01.555

Runde	Rundenzeit	Diff.	Tageszeit
(45) Toni Wolf			
1	1:31.015	+27.087	17:54:27.754
2	1:06.912	+2.984	17:55:34.666
3	1:05.849	+1.921	17:56:40.515
4	1:05.927	+1.999	17:57:46.442
5	1:05.419	+1.491	17:58:51.861
6	1:04.808	+0.880	17:59:56.669
7	1:04.597	+0.669	18:01:01.266
8	1:04.600	+0.672	18:02:05.866
9	1:05.813	+1.885	18:03:11.679
10	1:06.210	+2.282	18:04:17.889
11	1:06.624	+2.696	18:05:24.513
12	1:05.667	+1.739	18:06:30.180
13	1:04.795	+0.867	18:07:34.975
14	1:04.673	+0.745	18:08:39.648
15	1:04.177	+0.249	18:09:43.825
16	1:04.855	+0.927	18:10:48.680
17	1:03.928		18:11:52.608
18	1:03.994	+0.066	18:12:56.602
19	1:04.730	+0.802	18:14:01.332
20	1:04.300	+0.372	18:15:05.632



DMV Kart Championship Oppenrod

KF3

Bellof Arena 1,040 Km

Stefan Bellof Pokal

19.06.2011 17:45

Rennen (20 Runden) gestartet um 17:52:56

Runde	Rundenzeit	Diff.	Tageszeit
(12) Dario Mackenrodt			
1	1:09.603	+4.752	17:54:06.150
2	1:07.305	+2.454	17:55:13.455
3	1:06.539	+1.688	17:56:19.994
4	1:11.623	+6.772	17:57:31.617
5	1:06.321	+1.470	17:58:37.938
6	1:06.895	+2.044	17:59:44.833
7	1:05.864	+1.013	18:00:50.697
8	1:05.707	+0.856	18:01:56.404
9	1:05.444	+0.593	18:03:01.848
10	1:07.935	+3.084	18:04:09.783
11	1:13.452	+8.601	18:05:23.235
12	1:11.203	+6.352	18:06:34.438
13	1:05.237	+0.386	18:07:39.675
14	1:06.245	+1.394	18:08:45.920
15	1:05.920	+1.069	18:09:51.840
16	1:04.935	+0.084	18:10:56.775
17	1:04.851		18:12:01.626
18	1:04.929	+0.078	18:13:06.555
19	1:05.153	+0.302	18:14:11.708
20	1:05.079	+0.228	18:15:16.787

Runde	Rundenzeit	Diff.	Tageszeit
(37) Toni Tschentscher			
1	1:11.651	+6.630	17:54:10.520
2	1:08.928	+3.907	17:55:19.448
3	1:08.008	+2.987	17:56:27.456
4	1:08.622	+3.601	17:57:36.078
5	1:07.792	+2.771	17:58:43.870
6	1:06.316	+1.295	17:59:50.186
7	1:07.329	+2.308	18:00:57.515
8	1:11.725	+6.704	18:02:09.240
9	1:08.315	+3.294	18:03:17.555
10	1:05.988	+0.967	18:04:23.543
11	1:05.566	+0.545	18:05:29.109
12	1:06.007	+0.986	18:06:35.116
13	1:05.021		18:07:40.137
14	1:05.933	+0.912	18:08:46.070
15	1:06.374	+1.353	18:09:52.444
16	1:06.744	+1.723	18:10:59.188
17	1:10.354	+5.333	18:12:09.542
18	1:05.587	+0.566	18:13:15.129
19	1:05.544	+0.523	18:14:20.673
20	1:05.812	+0.791	18:15:26.485

Runde	Rundenzeit	Diff.	Tageszeit
(56) Simona Lekaj			
1	1:10.928	+4.827	17:54:09.029
2	1:08.443	+2.342	17:55:17.472
3	1:08.937	+2.836	17:56:26.409
4	1:08.600	+2.499	17:57:35.009
5	1:08.163	+2.062	17:58:43.172
6	1:06.702	+0.601	17:59:49.874
7	1:07.283	+1.182	18:00:57.157
8	1:07.009	+0.908	18:02:04.166
9	1:06.101		18:03:10.267
10	1:07.024	+0.923	18:04:17.291
11	1:07.095	+0.994	18:05:24.386
12	1:07.344	+1.243	18:06:31.730
13	1:07.211	+1.110	18:07:38.941
14	1:06.675	+0.574	18:08:45.616
15	1:06.564	+0.463	18:09:52.180
16	1:06.834	+0.733	18:10:59.014
17	1:07.432	+1.331	18:12:06.446
18	1:07.374	+1.273	18:13:13.820
19	1:06.379	+0.278	18:14:20.199
20	1:12.673	+6.572	18:15:32.872

Runde	Rundenzeit	Diff.	Tageszeit
(46) Fabian Schiller			
1	1:09.772	+6.138	17:55:04.346
2	1:08.590	+4.956	17:56:12.936
3	1:06.779	+3.145	17:57:19.715
4	1:05.470	+1.836	17:58:25.185
5	1:05.866	+2.232	17:59:31.051
6	1:04.992	+1.358	18:00:36.043
7	1:06.495	+2.861	18:01:42.538
8	1:04.720	+1.086	18:02:47.258
9	1:04.045	+0.411	18:03:51.303
10	1:04.305	+0.671	18:04:55.608
11	1:03.711	+0.077	18:05:59.319
12	1:03.863	+0.229	18:07:03.182
13	1:04.338	+0.704	18:08:07.520
14	1:04.233	+0.599	18:09:11.753
15	1:03.778	+0.144	18:10:15.531
16	1:03.634		18:11:19.165
17	1:03.775	+0.141	18:12:22.940
18	1:03.812	+0.178	18:13:26.752
19	1:10.017	+6.383	18:14:36.769

Runde	Rundenzeit	Diff.	Tageszeit
(13) Cosimo Citignola			
1	1:11.660	+6.520	17:54:09.964
2	1:07.836	+2.696	17:55:17.800
3	1:14.766	+9.626	17:56:32.566
4	1:07.537	+2.397	17:57:40.103
5	1:06.396	+1.256	17:58:46.499
6	1:05.673	+0.533	17:59:52.172
7	1:05.626	+0.486	18:00:57.798
8	1:07.867	+2.727	18:02:05.665
9	1:12.425	+7.285	18:03:18.090
10	1:06.542	+1.402	18:04:24.632
11	1:05.544	+0.404	18:05:30.176
12	1:05.545	+0.405	18:06:35.721
13	1:05.140		18:07:40.861
14	1:05.847	+0.707	18:08:46.708
15	1:06.195	+1.055	18:09:52.903
16	1:06.586	+1.446	18:10:59.489
17	1:07.719	+2.579	18:12:07.208

Runde	Rundenzeit	Diff.	Tageszeit
(3) Lucas Ayrton Mauron			
1	1:09.961	+5.727	17:54:07.228
2	1:07.916	+3.682	17:55:15.144
3	1:07.873	+3.639	17:56:23.017
4	1:07.568	+3.334	17:57:30.585
5	1:06.782	+2.548	17:58:37.367
6	1:06.542	+2.308	17:59:43.909
7	1:05.050	+0.816	18:00:48.959
8	1:04.588	+0.354	18:01:53.547
9	1:04.986	+0.752	18:02:58.533
10	1:04.458	+0.224	18:04:02.991
11	1:05.287	+1.053	18:05:08.278
12	1:04.443	+0.209	18:06:12.721
13	1:05.330	+1.096	18:07:18.051
14	1:04.542	+0.308	18:08:22.593
15	1:04.234		18:09:26.827
16	1:04.412	+0.178	18:10:31.239

Runde	Rundenzeit	Diff.	Tageszeit
(28) Sebastian Balthasar			
1	1:08.237	+5.338	17:54:05.344
2	1:05.672	+2.773	17:55:11.016
3	1:03.881	+0.982	17:56:14.897
4	1:04.579	+1.680	17:57:19.476
5	1:04.152	+1.253	17:58:23.628
6	1:05.880	+2.981	17:59:29.508

Runde	Rundenzeit	Diff.	Tageszeit
7	1:03.677	+0.778	18:00:33.185
8	1:03.591	+0.692	18:01:36.776
9	1:03.508	+0.609	18:02:40.284
10	1:03.500	+0.601	18:03:43.784
11	1:02.899		18:04:46.683
12	1:02.998	+0.099	18:05:49.681
13	1:03.011	+0.112	18:06:52.692
14	1:03.418	+0.519	18:07:56.110

Runde	Rundenzeit	Diff.	Tageszeit
(14) Niklas Gränz			
1	1:11.034	+7.059	17:54:11.238
2	1:08.451	+4.476	17:55:19.689
3	1:08.219	+4.244	17:56:27.908
4	1:07.332	+3.357	17:57:35.240
5	1:08.203	+4.228	17:58:43.443
6	1:05.651	+1.676	17:59:49.094
7	1:03.975		18:00:53.069
8	1:06.035	+2.060	18:01:59.104
9	1:05.749	+1.774	18:03:04.853
10	1:05.496	+1.521	18:04:10.349
11	1:05.585	+1.610	18:05:15.934
12	1:05.663	+1.688	18:06:21.597
13	1:05.998	+2.023	18:07:27.595

Runde	Rundenzeit	Diff.	Tageszeit
(4) Kim-Luis Schramm			
1	1:06.418	+2.523	17:54:03.158
2	1:04.484	+0.589	17:55:07.642
3	1:05.069	+1.174	17:56:12.711
4	1:05.085	+1.190	17:57:17.796
5	1:04.497	+0.602	17:58:22.293
6	1:04.058	+0.163	17:59:26.351
7	1:11.779	+7.884	18:00:38.130
8	1:04.125	+0.230	18:01:42.255
9	1:03.967	+0.072	18:02:46.222
10	1:04.413	+0.518	18:03:50.635
11	1:03.895		18:04:54.530

Runde	Rundenzeit	Diff.	Tageszeit
(10) Noyan Akduman			
1	1:10.901	+6.106	17:54:09.547
2	1:19.234	+14.439	17:55:28.781
3	1:07.352	+2.557	17:56:36.133
4	1:05.677	+0.882	17:57:41.810
5	1:05.810	+1.015	17:58:47.620
6	1:04.795		17:59:52.415
7	1:05.754	+0.959	18:00:58.169
8	1:07.119	+2.324	18:02:05.288

Runde	Rundenzeit	Diff.	Tageszeit
(27) Moritz Horn			
1	1:10.097	+3.624	17:54:07.823
2	1:07.854	+1.381	17:55:15.677
3	1:06.473		17:56:22.150
4	1:06.649	+0.176	17:57:28.799

Zeitnahmekommissar & Auswertung: Monika Riehmers www.camp-company.de

Orbits

Rennleiter: Reinhard Tropp

Rennsekretär: Ute Bimber

Aushang:

Uhr Reg-Nr.:81/11

Unterschrift RL:

Unterschrift ZK:

www.mylaps.com

Lizensiert für Camp Company GmbH