



# ROTAX MAX Winter Cup Campillos

ROTAX Seniors / Masters

Campillos / Spain 1,588 Km

NON QUALIFYING PRACTICE 1 Group S1

2011-02-11 10:15

Practice (10:00 Time) started at 10:15:00

Pos	No.	Name	Nat.	Chassis	Race Team	Laps	Best Tm	Diff	Gap In Lap	km/h	
1	204	Tom Fawcett	GBR	Birel	Kalman Motorsport	5	1:05.235		5	87,634	
2	248	Jack Dex	GBR	Alonso	Dan Holland Racing	8	1:05.293	0.058	0.058	4	87,556
3	239	Jiri Forman	CZE	MS Kart	MS Kart Racing Team	8	1:05.388	0.153	0.095	8	87,429
4	226	Aavo Talvar	EST	Intrepid	Talvar Racing	8	1:05.418	0.183	0.030	7	87,389
5	243	Urban Lah	SLO	Intrepid	MLM Racing Team	8	1:05.434	0.199	0.016	6	87,367
6	241	Michael Cool	BEL	Tonykart	Bouvin Power	6	1:05.602	0.367	0.168	3	87,144
7	236	Ludvig Morin	SWE	Kosmic	Sodakart. SE	8	1:05.684	0.449	0.082	6	87,035
8	220	Chad Van Beurden	RSA	Birel	Kalman Motorsport	7	1:05.695	0.460	0.011	6	87,020
9	234	Luis Silva	POR	Kosmic	RS Racing Team	8	1:05.738	0.503	0.043	5	86,963
10	212	Luke Haynes	GBR	Tonykart	Torq Motorsport	8	1:05.739	0.504	0.001	4	86,962
11	233	Jake Ball	GBR	Tonykart	RL Racing Dept Ltd	5	1:05.766	0.531	0.027	4	86,926
12	203	Mats Van Den Brand	NED	Intrepid	Intrepid Force Rotax	8	1:05.787	0.552	0.021	8	86,899
13	250	George Williams	GBR	Alonso	Dan Holland Racing	8	1:05.885	0.650	0.098	4	86,769
14	240	Sandro Lukovic	AUT	Birel	Kalman Motorsport	6	1:05.924	0.689	0.039	5	86,718
15	221	Vladislav Kurakin	RUS	MS Kart	MS Kart Racing Team	8	1:05.984	0.749	0.060	7	86,639
16	227	Evangelos Gavalas	GRE	Birel	Kalman Motorsport	8	1:06.190	0.955	0.206	5	86,370
17	402	Mikko Laine	FIN	Parolin	Formula K Belgium	7	1:06.399	1.164	0.209	7	86,098
18	228	Sandor Jakab	SVK	Birel	Kalman Motorsport	2	1:06.879	1.644	0.480	2	85,480
19	224	Georgii Efrossinin	RUS	Sodi	SRT	2	1:07.313	2.078	0.434	1	84,929
20	405	Maxim Shaposhnikov	RUS	FA Kart		5	1:07.641	2.406	0.328	5	84,517
21	244	Christian Sorensen	DEN	First Kart	First Kart s.r.l	1	1:07.909	2.674	0.268	1	84,183

Timekeeping Ingrid and Meik Wagner:

Clerk of the course Nigel Edwards:

[www.mylaps.com](http://www.mylaps.com)

Steward (Chairman) Olivier Steveny:

Chief Scrutineer Paul Klaassen:

Licensed to: Motorsport Events

Printed: 2011-02-11 10:28:27

posted at:

h



# ROTAX MAX Winter Cup Campillos

ROTAX Seniors / Masters

Campillos / Spain 1,588 Km

NON QUALIFYING PRACTICE 1 Group S1

2011-02-11 10:15

Practice (10:00 Time) started at 10:15:00

Lap	Lap Tm	Diff	Time of Day
<b>(204) Tom Fawcett</b>			
1	<b>1:06.694</b>	+1.459	10:18:04.523
2	<b>1:05.808</b>	+0.573	10:19:10.331
3	<b>4:07.377</b>	+3:02.142	10:23:17.708
4	<b>1:05.482</b>	+0.247	10:24:23.190
5	<b>1:05.235</b>		10:25:28.425

Lap	Lap Tm	Diff	Time of Day
<b>(248) Jack Dex</b>			
1	1:06.148	+0.855	10:17:39.798
2	1:05.863	+0.570	10:18:45.661
3	1:05.375	+0.082	10:19:51.036
4	<b>1:05.293</b>		10:20:56.329
5	1:05.548	+0.255	10:22:01.877
6	1:05.594	+0.301	10:23:07.471
7	1:09.248	+3.955	10:24:16.719
8	1:05.494	+0.201	10:25:22.213

Lap	Lap Tm	Diff	Time of Day
<b>(239) Jiri Forman</b>			
1	1:05.986	+0.598	10:17:50.776
2	1:05.865	+0.477	10:18:56.641
3	1:08.200	+2.812	10:20:04.841
4	1:05.432	+0.044	10:21:10.273
5	1:06.493	+1.105	10:22:16.766
6	1:05.732	+0.344	10:23:22.498
7	1:05.496	+0.108	10:24:27.994
8	<b>1:05.388</b>		10:25:33.382

Lap	Lap Tm	Diff	Time of Day
<b>(226) Aavo Talvar</b>			
1	1:06.544	+1.126	10:17:57.626
2	1:05.793	+0.375	10:19:03.419
3	1:05.574	+0.156	10:20:08.993
4	1:05.700	+0.282	10:21:14.693
5	1:05.457	+0.039	10:22:20.150
6	1:05.454	+0.036	10:23:25.604
7	<b>1:05.418</b>		10:24:31.022
8	1:05.508	+0.090	10:25:36.530

Lap	Lap Tm	Diff	Time of Day
<b>(243) Urban Lah</b>			
1	1:06.382	+0.948	10:17:41.450
2	1:05.784	+0.350	10:18:47.234
3	1:05.951	+0.517	10:19:53.185
4	1:05.686	+0.252	10:20:58.871
5	1:05.491	+0.057	10:22:04.362
6	<b>1:05.434</b>		10:23:09.796
7	1:07.637	+2.203	10:24:17.433
8	1:05.757	+0.323	10:25:23.190

Lap	Lap Tm	Diff	Time of Day
<b>(241) Michael Cool</b>			
1	1:07.133	+1.531	10:19:07.232
2	1:05.885	+0.283	10:20:13.117
3	<b>1:05.602</b>		10:21:18.719
4	1:05.613	+0.011	10:22:24.332
5	1:05.669	+0.067	10:23:30.001
6	1:05.754	+0.152	10:24:35.755

Lap	Lap Tm	Diff	Time of Day
<b>(236) Ludvig Morin</b>			
1	1:06.911	+1.227	10:17:36.992
2	1:06.032	+0.348	10:18:43.024
3	1:06.018	+0.334	10:19:49.042
4	1:06.785	+1.101	10:20:55.827
5	1:06.624	+0.940	10:22:02.451
6	<b>1:05.684</b>		10:23:08.135
7	1:05.814	+0.130	10:24:13.949
8	1:06.049	+0.365	10:25:19.988

Lap	Lap Tm	Diff	Time of Day
<b>(220) Chad Van Beurden</b>			
1	<b>1:07.036</b>	+1.341	10:17:37.664
2	<b>1:06.149</b>	+0.454	10:18:43.813
3	<b>1:06.238</b>	+0.543	10:19:50.051
4	<b>1:05.720</b>	+0.025	10:20:55.771
5	<b>1:06.390</b>	+0.695	10:22:02.161
6	<b>1:05.695</b>		10:23:07.856
7	1:06.437	+0.742	10:24:14.293

Lap	Lap Tm	Diff	Time of Day
<b>(234) Luis Silva</b>			
1	1:06.600	+0.862	10:17:38.867
2	1:06.582	+0.844	10:18:45.449
3	1:06.231	+0.493	10:19:51.680
4	1:05.748	+0.010	10:20:57.428
5	<b>1:05.738</b>		10:22:03.166
6	1:05.862	+0.124	10:23:09.028
7	1:10.935	+5.197	10:24:19.963
8	1:06.695	+0.957	10:25:26.658

Lap	Lap Tm	Diff	Time of Day
<b>(212) Luke Haynes</b>			
1	1:06.574	+0.835	10:18:00.252
2	1:06.415	+0.676	10:19:06.667
3	1:06.053	+0.314	10:20:12.720
4	<b>1:05.739</b>		10:21:18.459
5	1:05.752	+0.013	10:22:24.211
6	1:06.028	+0.289	10:23:30.239
7	1:05.797	+0.058	10:24:36.036
8	1:06.093	+0.354	10:25:42.129

Lap	Lap Tm	Diff	Time of Day
<b>(233) Jake Ball</b>			
1	1:06.708	+0.942	10:17:50.952
2	1:06.610	+0.844	10:18:57.562
3	1:06.674	+0.908	10:20:04.236
4	<b>1:05.766</b>		10:21:10.002
5	3:57.943	+2:52.177	10:25:07.945

Lap	Lap Tm	Diff	Time of Day
<b>(203) Mats Van Den Brand</b>			
1	1:06.806	+1.019	10:17:50.426
2	1:06.284	+0.497	10:18:56.710
3	1:06.769	+0.982	10:20:03.479
4	1:05.978	+0.191	10:21:09.457
5	1:05.941	+0.154	10:22:15.398
6	1:05.879	+0.092	10:23:21.277
7	1:05.933	+0.146	10:24:27.210
8	<b>1:05.787</b>		10:25:32.997

Lap	Lap Tm	Diff	Time of Day
<b>(250) George Williams</b>			
1	1:07.419	+1.534	10:17:38.728
2	1:07.977	+2.092	10:18:46.705
3	1:06.865	+0.980	10:19:53.570
4	<b>1:05.885</b>		10:20:59.455
5	1:06.537	+0.652	10:22:05.992
6	1:06.857	+0.972	10:23:12.849
7	1:06.468	+0.583	10:24:19.317
8	1:07.643	+1.758	10:25:26.960

Lap	Lap Tm	Diff	Time of Day
<b>(240) Sandro Lukovic</b>			
1	1:06.765	+0.841	10:17:39.960
2	1:05.997	+0.073	10:18:45.957
3	3:43.023	+2:37.099	10:22:28.980
4	1:05.957	+0.033	10:23:34.937
5	<b>1:05.924</b>		10:24:40.861
6	1:05.938	+0.014	10:25:46.799

Lap	Lap Tm	Diff	Time of Day
<b>(221) Vladislav Kurakin</b>			
1	1:07.143	+1.159	10:17:37.455

Lap	Lap Tm	Diff	Time of Day
2	<b>1:06.139</b>	+0.155	10:18:43.594
3	<b>1:06.102</b>	+0.118	10:19:49.696
4	<b>1:06.311</b>	+0.327	10:20:56.007
5	<b>1:06.372</b>	+0.388	10:22:02.379
6	<b>1:06.016</b>	+0.032	10:23:08.395
7	<b>1:05.984</b>		10:24:14.379
8	1:06.187	+0.203	10:25:20.566

Lap	Lap Tm	Diff	Time of Day
<b>(227) Evangelos Gavalas</b>			
1	1:08.318	+2.128	10:17:40.995
2	1:06.420	+0.230	10:18:47.415
3	1:06.620	+0.430	10:19:54.035
4	1:06.216	+0.026	10:21:00.251
5	<b>1:06.190</b>		10:22:06.441
6	1:06.196	+0.006	10:23:12.637
7	1:06.905	+0.715	10:24:19.542
8	1:06.292	+0.102	10:25:25.834

Lap	Lap Tm	Diff	Time of Day
<b>(402) Mikko Laine</b>			
1	1:09.709	+3.310	10:18:30.833
2	1:07.324	+0.925	10:19:38.157
3	1:06.920	+0.521	10:20:45.077
4	1:06.774	+0.375	10:21:51.851
5	1:06.635	+0.236	10:22:58.486
6	1:06.588	+0.189	10:24:05.074
7	<b>1:06.399</b>		10:25:11.473

Lap	Lap Tm	Diff	Time of Day
<b>(228) Sandor Jakab</b>			
1	1:07.293	+0.414	10:17:44.729
2	<b>1:06.879</b>		10:18:51.608

Lap	Lap Tm	Diff	Time of Day
<b>(224) Georgii Efrassinin</b>			
1	<b>1:07.313</b>		10:17:42.047
2	1:09.869	+2.556	10:18:51.916

Lap	Lap Tm	Diff	Time of Day
<b>(405) Maxim Shaposhnikov</b>			
1	1:09.283	+1.642	10:17:49.720
2	1:08.701	+1.060	10:18:58.421
3	1:08.342	+0.701	10:20:06.763
4	1:08.082	+0.441	10:21:14.845
5	<b>1:07.641</b>		10:22:22.486

Lap	Lap Tm	Diff	Time of Day
<b>(244) Christian Sorensen</b>			
1	<b>1:07.909</b>		10:18:04.970





# ROTAX MAX Winter Cup Campillos

ROTAX Seniors / Masters

Campillos / Spain 1,588 Km

NON QUALIFYING PRACTICE 1 Group S2

2011-02-11 10:30

Practice (10:00 Time) started at 10:30:00

Pos	No.	Name	Nat.	Chassis	Race Team	Laps	Best Tm	Diff	Gap In Lap	km/h
1	249	Sean Babington	GBR	Alonso	Dan Holland Racing	8	1:04.797		3	88,226
2	209	Ferenc Kancsar	AUT	Intrepid	Intrepid Force Rotax	5	1:04.900	0.103	0.103	5 88,086
3	245	Matija Jurkovic	SLO	Intrepid	MLM Racing Team	8	1:05.385	0.588	0.485	7 87,433
4	208	Antoine Barthon	FRA	Tonykart	MD Competition	8	1:05.433	0.636	0.048	8 87,369
5	247	Ramon Rietveld	NED	Intrepid	Team TKP	8	1:05.471	0.674	0.038	7 87,318
6	235	Jonas Fors	SWE	Tonykart	Sodakart. SE	6	1:05.498	0.701	0.027	5 87,282
7	251	Valter Rosario	POR	Tonykart	Tonykart Portugal	8	1:05.609	0.812	0.111	8 87,134
8	238	Katerina Zurkova	CZE	MS Kart	MS Kart Racing Team	8	1:05.645	0.848	0.036	7 87,087
9	257	Romain Mange	FRA	Tonykart	MD Competition	8	1:05.689	0.892	0.044	6 87,028
10	225	Alex Engblom	SWE	Tonykart	Sodakart.SE	8	1:05.702	0.905	0.013	8 87,011
11	255	Stefan Riener	AUT	Intrepid	Intrepid Force Rotax	7	1:05.717	0.920	0.015	3 86,991
12	232	Harry Drysdale	GBR	Alonso	Dan Holland Racing	7	1:05.724	0.927	0.007	3 86,982
13	216	Niki Laa	AUT	Birel	Kalman Motorsport	8	1:05.729	0.932	0.005	5 86,975
14	417	Igor Mukhin	RUS	Tonykart		8	1:05.793	0.996	0.064	7 86,891
15	231	Ricardo Romkema	NED	Intrepid	Team TKP	6	1:05.900	1.103	0.107	3 86,750
16	229	Dmitrij Rimashevskij	BLR	Gillard	Kika Motorsport	7	1:05.964	1.167	0.064	7 86,665
17	252	Joao Soares	POR	Tonykart	Tonykart Portugal	7	1:06.041	1.244	0.077	5 86,564
18	230	David Agerstig	SWE	Sodi	Nivo Karting	8	1:06.528	1.731	0.487	8 85,931
19	242	Jules Cousin	FRA	FA Kart	DSS Kart	1	1:06.630	1.833	0.102	1 85,799
20	246	Marta Moreira	POR	Intrepid	Cabo Mundo	6	1:06.885	2.088	0.255	5 85,472
21	403	Florent Lambert	GBR	Tonykart	Tatum Racing	8	1:06.973	2.176	0.088	7 85,360



# ROTAX MAX Winter Cup Campillos

ROTAX Seniors / Masters

Campillos / Spain 1,588 Km

NON QUALIFYING PRACTICE 1 Group S2

2011-02-11 10:30

Practice (10:00 Time) started at 10:30:00

Lap	Lap Tm	Diff	Time of Day
<b>(249) Sean Babington</b>			
1	<b>1:05.915</b>	+1.118	10:32:57.412
2	<b>1:05.510</b>	+0.713	10:34:02.922
3	<b>1:04.797</b>		10:35:07.719
4	1:05.356	+0.559	10:36:13.075
5	1:04.899	+0.102	10:37:17.974
6	1:05.701	+0.904	10:38:23.675
7	1:05.018	+0.221	10:39:28.693
8	1:04.821	+0.024	10:40:33.514

<b>(209) Ferenc Kancsar</b>			
1	1:05.940	+1.040	10:34:23.631
2	1:05.063	+0.163	10:35:28.694
3	1:05.107	+0.207	10:36:33.801
4	1:04.956	+0.056	10:37:38.757
5	<b>1:04.900</b>		10:38:43.657

<b>(245) Matija Jurkovic</b>			
1	1:06.930	+1.545	10:32:41.889
2	1:05.988	+0.603	10:33:47.877
3	1:05.818	+0.433	10:34:53.695
4	1:05.481	+0.096	10:35:59.176
5	1:05.411	+0.026	10:37:04.587
6	1:05.479	+0.094	10:38:10.066
7	<b>1:05.385</b>		10:39:15.451
8	1:05.482	+0.097	10:40:20.933

<b>(208) Antoine Barthon</b>			
1	1:06.722	+1.289	10:33:06.403
2	1:05.991	+0.558	10:34:12.394
3	1:05.610	+0.177	10:35:18.004
4	1:06.123	+0.690	10:36:24.127
5	1:05.587	+0.154	10:37:29.714
6	1:05.463	+0.030	10:38:35.177
7	1:05.458	+0.025	10:39:40.635
8	<b>1:05.433</b>		10:40:46.068

<b>(247) Ramon Rietveld</b>			
1	1:06.304	+0.833	10:33:01.503
2	1:06.969	+1.498	10:34:08.472
3	1:05.947	+0.476	10:35:14.419
4	1:05.805	+0.334	10:36:20.224
5	1:05.618	+0.147	10:37:25.842
6	1:05.505	+0.034	10:38:31.347
7	<b>1:05.471</b>		10:39:36.818
8	1:05.481	+0.010	10:40:42.299

<b>(235) Jonas Fors</b>			
1	1:06.515	+1.017	10:32:43.311
2	1:05.568	+0.070	10:33:48.879
3	1:05.797	+0.299	10:34:54.676
4	3:13.974	+2:08.476	10:38:08.650
5	<b>1:05.498</b>		10:39:14.148
6	1:05.906	+0.408	10:40:20.054

<b>(251) Valter Rosario</b>			
1	1:07.353	+1.744	10:32:48.179
2	1:06.781	+1.172	10:33:54.960
3	1:06.822	+1.213	10:35:01.782
4	1:06.043	+0.434	10:36:07.825
5	1:05.990	+0.381	10:37:13.815
6	1:05.650	+0.041	10:38:19.465
7	1:05.645	+0.036	10:39:25.110
8	<b>1:05.609</b>		10:40:30.719

Lap	Lap Tm	Diff	Time of Day
<b>(238) Katerina Zurkova</b>			
1	<b>1:07.142</b>	+1.497	10:32:47.435
2	<b>1:06.707</b>	+1.062	10:33:54.142
3	<b>1:06.183</b>	+0.538	10:35:00.325
4	<b>1:06.017</b>	+0.372	10:36:06.342
5	<b>1:05.815</b>	+0.170	10:37:12.157
6	<b>1:05.874</b>	+0.229	10:38:18.031
7	<b>1:05.645</b>		10:39:23.676
8	1:05.766	+0.121	10:40:29.442

<b>(257) Romain Mange</b>			
1	1:07.464	+1.775	10:32:49.999
2	1:06.580	+0.891	10:33:56.579
3	1:06.201	+0.512	10:35:02.780
4	1:05.940	+0.251	10:36:08.720
5	1:06.151	+0.462	10:37:14.871
6	<b>1:05.689</b>		10:38:20.560
7	1:05.699	+0.010	10:39:26.259
8	1:05.929	+0.240	10:40:32.188

<b>(225) Alex Engblom</b>			
1	1:07.452	+1.750	10:32:46.059
2	1:06.644	+0.942	10:33:52.703
3	1:06.307	+0.605	10:34:59.010
4	1:06.896	+1.194	10:36:05.906
5	1:06.496	+0.794	10:37:12.402
6	1:06.295	+0.593	10:38:18.697
7	1:05.798	+0.096	10:39:24.495
8	<b>1:05.702</b>		10:40:30.197

<b>(255) Stefan Riener</b>			
1	1:06.320	+0.603	10:34:25.181
2	1:06.109	+0.392	10:35:31.290
3	<b>1:05.717</b>		10:36:37.007
4	1:05.756	+0.039	10:37:42.763
5	1:05.862	+0.145	10:38:48.625
6	1:05.799	+0.082	10:39:54.424
7	1:05.859	+0.142	10:41:00.283

<b>(232) Harry Drysdale</b>			
1	1:06.619	+0.895	10:32:45.952
2	1:06.063	+0.339	10:33:52.015
3	<b>1:05.724</b>		10:34:57.739
4	1:05.857	+0.133	10:36:03.596
5	1:06.493	+0.769	10:37:10.089
6	1:05.911	+0.187	10:38:16.000
7	1:05.845	+0.121	10:39:21.845

<b>(216) Niki Laa</b>			
1	1:09.077	+3.348	10:32:53.206
2	1:06.639	+0.910	10:33:59.845
3	1:06.041	+0.312	10:35:05.886
4	1:05.875	+0.146	10:36:11.761
5	<b>1:05.729</b>		10:37:17.490
6	1:08.746	+3.017	10:38:26.236
7	1:05.755	+0.026	10:39:31.991
8	1:06.259	+0.530	10:40:38.250

<b>(417) Igor Mukhin</b>			
1	1:09.049	+3.256	10:32:43.937
2	1:06.819	+1.026	10:33:50.756
3	1:06.218	+0.425	10:34:56.974
4	1:06.484	+0.691	10:36:03.458
5	1:06.863	+1.070	10:37:10.321
6	1:06.279	+0.486	10:38:16.600
7	<b>1:05.793</b>		10:39:22.393

Lap	Lap Tm	Diff	Time of Day
8	<b>1:06.115</b>	+0.322	10:40:28.508

<b>(231) Ricardo Romkema</b>			
1	<b>1:07.153</b>	+1.253	10:33:09.327
2	<b>1:06.424</b>	+0.524	10:34:15.751
3	<b>1:05.900</b>		10:35:21.651
4	3:24.503	+2:18.603	10:38:46.154
5	1:06.219	+0.319	10:39:52.373
6	1:05.919	+0.019	10:40:58.292

<b>(229) Dmitrij Rimashevskij</b>			
1	1:08.374	+2.410	10:32:43.832
2	1:07.237	+1.273	10:33:51.069
3	1:06.010	+0.046	10:34:57.079
4	1:06.315	+0.351	10:36:03.394
5	1:07.674	+1.710	10:37:11.068
6	1:06.013	+0.049	10:38:17.081
7	<b>1:05.964</b>		10:39:23.045

<b>(252) Joao Soares</b>			
1	1:08.401	+2.360	10:33:01.277
2	1:08.064	+2.023	10:34:09.341
3	1:06.708	+0.667	10:35:16.049
4	1:08.348	+2.307	10:36:24.397
5	<b>1:06.041</b>		10:37:30.438
6	1:06.174	+0.133	10:38:36.612
7	1:06.363	+0.322	10:39:42.975

<b>(230) David Agerstig</b>			
1	1:16.876	+10.348	10:32:56.550
2	1:07.125	+0.597	10:34:03.675
3	1:06.663	+0.135	10:35:10.338
4	1:06.855	+0.327	10:36:17.193
5	1:06.846	+0.318	10:37:24.039
6	1:08.238	+1.710	10:38:32.277
7	1:06.546	+0.018	10:39:38.823
8	<b>1:06.528</b>		10:40:45.351

<b>(242) Jules Cousin</b>			
1	<b>1:06.630</b>		10:32:42.395

<b>(246) Marta Moreira</b>			
1	1:07.609	+0.724	10:32:47.706
2	1:07.001	+0.116	10:33:54.707
3	1:06.900	+0.015	10:35:01.607
4	1:08.792	+1.907	10:36:10.399
5	<b>1:06.885</b>		10:37:17.284
6	2:47.522	+1:40.637	10:40:04.806

<b>(403) Florent Lambert</b>			
1	1:08.018	+1.045	10:32:47.210
2	1:08.131	+1.158	10:33:55.341
3	1:07.101	+0.128	10:35:02.442
4	1:07.533	+0.560	10:36:09.975
5	1:07.100	+0.127	10:37:17.075
6	1:07.304	+0.331	10:38:24.379
7	<b>1:06.973</b>		10:39:31.352
8	1:07.103	+0.130	10:40:38.455

Timekeeping Ingrid and Meik Wagner:



Clerk of the course Nigel Edwards:

Steward (Chairman) Olivier Stevny:

Chief Scrutineer Paul Klaassen:

Licensed to: Motorsport Events





# ROTAX MAX Winter Cup Campillos

ROTAX Seniors / Masters

Campillos / Spain 1,588 Km

NON QUALIFYING PRACTICE 2 Group 1

2011-02-11 11:15

Practice (10:00 Time) started at 11:15:00

Pos	No.	Name	Nat.	Chassis	Race Team	Laps	Best Tm	Diff	Gap In Lap	km/h
1	248	Jack Dex	GBR	Alonso	Dan Holland Racing	8	1:04.662			6 88,411
2	243	Urban Lah	SLO	Intrepid	MLM Racing Team	7	1:04.839	0.177	0.177	6 88,169
3	226	Aavo Talvar	EST	Intrepid	Talvar Racing	6	1:04.882	0.220	0.043	3 88,111
4	241	Michael Cool	BEL	Tonykart	Bouvin Power	7	1:05.028	0.366	0.146	2 87,913
5	203	Mats Van Den Brand	NED	Intrepid	Intrepid Force Rotax	8	1:05.033	0.371	0.005	3 87,906
6	204	Tom Fawcett	GBR	Birel	Kalman Motorsport	3	1:05.100	0.438	0.067	3 87,816
7	239	Jiri Forman	CZE	MS Kart	MS Kart Racing Team	8	1:05.162	0.500	0.062	6 87,732
8	233	Jake Ball	GBR	Tonykart	RL Racing Dept Ltd	8	1:05.177	0.515	0.015	3 87,712
9	240	Sandro Lukovic	AUT	Birel	Kalman Motorsport	7	1:05.290	0.628	0.113	5 87,560
10	250	George Williams	GBR	Alonso	Dan Holland Racing	8	1:05.293	0.631	0.003	2 87,556
11	234	Luis Silva	POR	Kosmic	RS Racing Team	8	1:05.316	0.654	0.023	5 87,525
12	221	Vladislav Kurakin	RUS	MS Kart	MS Kart Racing Team	7	1:05.344	0.682	0.028	4 87,488
13	236	Ludvig Morin	SWE	Kosmic	Sodakart. SE	7	1:05.435	0.773	0.091	3 87,366
14	212	Luke Haynes	GBR	Tonykart	Torq Motorsport	6	1:05.533	0.871	0.098	2 87,235
15	220	Chad Van Beurden	RSA	Birel	Kalman Motorsport	8	1:05.579	0.917	0.046	3 87,174
16	227	Evangelos Gavalas	GRE	Birel	Kalman Motorsport	6	1:05.832	1.170	0.253	3 86,839
17	224	Georgii Efrossinin	RUS	Sodi	SRT	6	1:05.920	1.258	0.088	4 86,723
18	402	Mikko Laine	FIN	Parolin	Formula K Belgium	8	1:06.023	1.361	0.103	3 86,588
19	244	Christian Sorensen	DEN	First Kart	First Kart s.r.l	6	1:06.028	1.366	0.005	3 86,581
20	228	Sandor Jakab	SVK	Birel	Kalman Motorsport	5	1:06.120	1.458	0.092	5 86,461
21	416	Manuel Carrera	ESP	Intrepid		6	1:06.359	1.697	0.239	4 86,150
22	405	Maxim Shaposhnikov	RUS	FA Kart		8	1:07.441	2.779	1.082	6 84,767



# ROTAX MAX Winter Cup Campillos

ROTAX Seniors / Masters

Campillos / Spain 1,588 Km

NON QUALIFYING PRACTICE 2 Group S1

2011-02-11 11:15

Practice (10:00 Time) started at 11:15:00

Lap	Lap Tm	Diff	Time of Day
<b>(248) Jack Dex</b>			
1	1:05.529	+0.867	11:17:47.609
2	1:09.802	+5.140	11:18:57.411
3	1:04.892	+0.230	11:20:02.303
4	1:04.737	+0.075	11:21:07.040
5	1:04.909	+0.247	11:22:11.949
6	1:04.662		11:23:16.611
7	1:04.915	+0.253	11:24:21.526
8	1:12.036	+7.374	11:25:33.562
<b>(243) Urban Lah</b>			
1	1:05.339	+0.500	11:17:48.118
2	1:05.149	+0.310	11:18:53.267
3	1:10.029	+5.190	11:20:03.296
4	1:05.033	+0.194	11:21:08.329
5	1:05.044	+0.205	11:22:13.373
6	1:04.839		11:23:18.212
7	1:07.261	+2.422	11:24:25.473
<b>(226) Aavo Talvar</b>			
1	1:05.328	+0.446	11:18:03.776
2	1:05.031	+0.149	11:19:08.807
3	1:04.882		11:20:13.689
4	1:04.937	+0.055	11:21:18.626
5	1:04.977	+0.095	11:22:23.603
6	3:17.227	+2:12.345	11:25:40.830
<b>(241) Michael Cool</b>			
1	1:05.453	+0.425	11:17:50.297
2	1:05.028		11:18:55.325
3	1:05.099	+0.071	11:20:00.424
4	1:05.475	+0.447	11:21:05.899
5	1:05.161	+0.133	11:22:11.060
6	1:05.404	+0.376	11:23:16.464
7	1:05.620	+0.592	11:24:22.084
<b>(203) Mats Van Den Brand</b>			
1	1:06.099	+1.066	11:18:10.679
2	1:05.176	+0.143	11:19:15.855
3	1:05.033		11:20:20.888
4	1:05.055	+0.022	11:21:25.943
5	1:05.066	+0.033	11:22:31.009
6	1:05.064	+0.031	11:23:36.073
7	1:05.124	+0.091	11:24:41.197
8	1:05.360	+0.327	11:25:46.557
<b>(204) Tom Fawcett</b>			
1	1:05.718	+0.618	11:18:07.872
2	1:05.520	+0.420	11:19:13.392
3	1:05.100		11:20:18.492
<b>(239) Jiri Forman</b>			
1	1:05.785	+0.623	11:17:48.291
2	1:05.251	+0.089	11:18:53.542
3	1:05.325	+0.163	11:19:58.867
4	1:05.327	+0.165	11:21:04.194
5	1:05.184	+0.022	11:22:09.378
6	1:05.162		11:23:14.540
7	1:05.566	+0.404	11:24:20.106
8	1:05.374	+0.212	11:25:25.480
<b>(233) Jake Ball</b>			
1	1:06.139	+0.962	11:17:40.832
2	1:05.212	+0.035	11:18:46.044
3	1:05.177		11:19:51.221

Lap	Lap Tm	Diff	Time of Day
4	1:05.391	+0.214	11:20:56.612
5	1:05.212	+0.035	11:22:01.824
6	1:05.502	+0.325	11:23:07.326
7	1:05.640	+0.463	11:24:12.966
8	1:06.326	+1.149	11:25:19.292
<b>(240) Sandro Lukovic</b>			
1	1:05.946	+0.656	11:17:40.030
2	1:05.306	+0.016	11:18:45.336
3	2:52.727	+1:47.437	11:21:38.063
4	1:05.299	+0.009	11:22:43.362
5	1:05.290		11:23:48.652
6	1:05.377	+0.087	11:24:54.029
7	1:05.546	+0.256	11:25:59.575
<b>(250) George Williams</b>			
1	1:06.402	+1.109	11:17:49.556
2	1:05.293		11:18:54.849
3	1:05.384	+0.091	11:20:00.233
4	1:06.421	+1.128	11:21:06.654
5	1:05.913	+0.620	11:22:12.567
6	1:06.008	+0.715	11:23:18.575
7	1:06.123	+0.830	11:24:24.698
8	1:06.729	+1.436	11:25:31.427
<b>(234) Luis Silva</b>			
1	1:05.912	+0.596	11:17:32.453
2	1:05.641	+0.325	11:18:38.094
3	1:13.706	+8.390	11:19:51.800
4	1:05.652	+0.336	11:20:57.452
5	1:05.316		11:22:02.768
6	1:05.493	+0.177	11:23:08.261
7	1:05.841	+0.525	11:24:14.102
8	1:05.576	+0.260	11:25:19.678
<b>(221) Vladislav Kurakin</b>			
1	1:05.758	+0.414	11:17:49.116
2	1:05.461	+0.117	11:18:54.577
3	1:05.414	+0.070	11:19:59.991
4	1:05.344		11:21:05.335
5	1:05.496	+0.152	11:22:10.831
6	1:05.947	+0.603	11:23:16.778
7	1:05.556	+0.212	11:24:22.334
<b>(236) Ludvig Morin</b>			
1	1:05.920	+0.485	11:17:30.456
2	1:05.538	+0.103	11:18:35.994
3	1:05.435		11:19:41.429
4	1:05.915	+0.480	11:20:47.344
5	1:06.045	+0.610	11:21:53.389
6	1:06.020	+0.585	11:22:59.409
7	1:07.729	+2.294	11:24:07.138
<b>(212) Luke Haynes</b>			
1	1:06.187	+0.654	11:17:58.889
2	1:05.533		11:19:04.422
3	1:05.729	+0.196	11:20:10.151
4	1:05.547	+0.014	11:21:15.698
5	1:05.539	+0.006	11:22:21.237
6	1:05.631	+0.098	11:23:26.868
<b>(220) Chad Van Beurden</b>			
1	1:06.180	+0.601	11:17:28.991
2	1:05.904	+0.325	11:18:34.895
3	1:05.579		11:19:40.474
4	1:07.535	+1.956	11:20:48.009

Lap	Lap Tm	Diff	Time of Day
5	1:05.612	+0.033	11:21:53.621
6	1:07.009	+1.430	11:23:00.630
7	1:06.111	+0.532	11:24:06.741
8	1:12.162	+6.583	11:25:18.903
<b>(227) Evangelos Gavalas</b>			
1	1:06.601	+0.769	11:17:29.135
2	1:05.921	+0.089	11:18:35.056
3	1:05.832		11:19:40.888
4	4:00.522	+2:54.690	11:23:41.410
5	1:05.937	+0.105	11:24:47.347
6	1:05.838	+0.006	11:25:53.185
<b>(224) Georgii Efrossinin</b>			
1	1:06.280	+0.360	11:17:31.830
2	1:06.128	+0.208	11:18:37.958
3	1:06.364	+0.444	11:19:44.322
4	1:05.920		11:20:50.242
5	4:11.425	+3:05.505	11:25:01.667
6	1:06.142	+0.222	11:26:07.809
<b>(402) Mikko Laine</b>			
1	1:07.413	+1.390	11:17:43.384
2	1:06.372	+0.349	11:18:49.756
3	1:06.023		11:19:55.779
4	1:06.259	+0.236	11:21:02.038
5	1:06.045	+0.022	11:22:08.083
6	1:06.024	+0.001	11:23:14.107
7	1:06.412	+0.389	11:24:20.519
8	1:06.040	+0.017	11:25:26.559
<b>(244) Christian Sorensen</b>			
1	1:06.448	+0.420	11:17:51.714
2	1:06.692	+0.664	11:18:58.406
3	1:06.028		11:20:04.434
4	1:06.031	+0.003	11:21:10.465
5	3:32.931	+2:26.903	11:24:43.396
6	1:06.054	+0.026	11:25:49.450
<b>(228) Sandor Jakab</b>			
1	1:07.289	+1.169	11:17:42.945
2	1:06.156	+0.036	11:18:49.101
3	4:45.254	+3:39.134	11:23:34.355
4	1:06.147	+0.027	11:24:40.502
5	1:06.120		11:25:46.622
<b>(416) Manuel Carrera</b>			
1	1:07.615	+1.256	11:17:35.159
2	1:06.596	+0.237	11:18:41.755
3	1:06.365	+0.006	11:19:48.120
4	1:06.359		11:20:54.479
5	1:06.624	+0.265	11:22:01.103
6	1:06.620	+0.261	11:23:07.723
<b>(405) Maxim Shaposhnikov</b>			
1	1:09.597	+2.156	11:17:43.618
2	1:07.957	+0.516	11:18:51.575
3	1:07.716	+0.275	11:19:59.291
4	1:08.779	+1.338	11:21:08.070
5	1:07.595	+0.154	11:22:15.665
6	1:07.441		11:23:23.106
7	1:07.586	+0.145	11:24:30.692
8	1:07.593	+0.152	11:25:38.285

Timekeeping Ingrid and Meik Wagner:

Clerk of the course Nigel Edwards:

Steward (Chairman) Olivier Steveny:

Chief Scrutineer Paul Klaassen:

Licensed to: Motorsport Events



# ROTAX MAX Winter Cup Campillos

ROTAX Seniors / Masters

Campillos / Spain 1,588 Km

NON QUALIFYING PRACTICE 2 Group S2

2011-02-11 11:30

Practice (10:00 Time) started at 11:30:04

Pos	No.	Name	Nat.	Chassis	Race Team	Laps	Best Tm	Diff	Gap In Lap	km/h
1	209	Ferenc Kancsar	AUT	Intrepid	Intrepid Force Rotax	6	1:04.636			3 88,446
2	208	Antoine Barthon	FRA	Tonykart	MD Competition	6	1:04.760	0.124	0.124	6 88,277
3	245	Matija Jurkovic	SLO	Intrepid	MLM Racing Team	7	1:04.778	0.142	0.018	4 88,252
4	249	Sean Babington	GBR	Alonso	Dan Holland Racing	7	1:04.817	0.181	0.039	2 88,199
5	232	Harry Drysdale	GBR	Alonso	Dan Holland Racing	7	1:04.846	0.210	0.029	6 88,160
6	237	Bas de Laat	NED	Gillard	VZ Racing	7	1:05.009	0.373	0.163	7 87,939
7	257	Romain Mange	FRA	Tonykart	MD Competition	8	1:05.036	0.400	0.027	4 87,902
8	247	Ramon Rietveld	NED	Intrepid	Team TKP	8	1:05.071	0.435	0.035	6 87,855
9	216	Niki Laa	AUT	Birel	Kalman Motorsport	7	1:05.088	0.452	0.017	7 87,832
10	225	Alex Engblom	SWE	Tonykart	Sodakart.SE	8	1:05.283	0.647	0.195	6 87,570
11	251	Valter Rosario	POR	Tonykart	Tonykart Portugal	8	1:05.364	0.728	0.081	4 87,461
12	255	Stefan Riener	AUT	Intrepid	Intrepid Force Rotax	6	1:05.372	0.736	0.008	3 87,450
13	238	Katerina Zurkova	CZE	MS Kart	MS Kart Racing Team	8	1:05.436	0.800	0.064	2 87,365
14	235	Jonas Fors	SWE	Tonykart	Sodakart. SE	6	1:05.503	0.867	0.067	3 87,275
15	230	David Agerstig	SWE	Sodi	Nivo Karting	8	1:05.587	0.951	0.084	8 87,164
16	252	Joao Soares	POR	Tonykart	Tonykart Portugal	8	1:05.695	1.059	0.108	8 87,020
17	417	Igor Mukhin	RUS	Tonykart		8	1:05.705	1.069	0.010	5 87,007
18	246	Marta Moreira	POR	Intrepid	Cabo Mundo	7	1:05.714	1.078	0.009	3 86,995
19	229	Dmitrij Rimashevskij	BLR	Gillard	Kika Motorsport	8	1:05.716	1.080	0.002	7 86,993
20	231	Ricardo Romkema	NED	Intrepid	Team TKP	5	1:05.731	1.095	0.015	3 86,973
21	403	Florent Lambert	GBR	Tonykart	Tatum Racing	8	1:06.872	2.236	1.141	3 85,489
22	242	Jules Cousin	FRA	FA Kart	DSS Kart	2	3:37.989	2:33.353	2:31.117	1 26,225

Timekeeping Ingrid and Meik Wagner:

Clerk of the course Nigel Edwards:

[www.mylaps.com](http://www.mylaps.com)

Steward (Chairman) Olivier Steveny:

Chief Scrutineer Paul Klaassen:

Licensed to: Motorsport Events

Printed: 2011-02-11 11:41:38

posted at:

h



# ROTAX MAX Winter Cup Campillos

ROTAX Seniors / Masters

Campillos / Spain 1,588 Km

NON QUALIFYING PRACTICE 2 Group S2

2011-02-11 11:30

Practice (10:00 Time) started at 11:30:03

Lap	Lap Tm	Diff	Time of Day
<b>(209) Ferenc Kancsar</b>			
1	1:05.063	+0.427	11:33:15.494
2	1:04.670	+0.034	11:34:20.164
3	1:04.636		11:35:24.800
4	1:04.834	+0.198	11:36:29.634
5	1:04.713	+0.077	11:37:34.347
6	1:04.784	+0.148	11:38:39.131

Lap	Lap Tm	Diff	Time of Day
<b>(208) Antoine Barthon</b>			
1	1:06.205	+1.445	11:33:11.466
2	1:05.159	+0.399	11:34:16.625
3	1:05.017	+0.257	11:35:21.642
4	1:05.075	+0.315	11:36:26.717
5	1:08.286	+3.526	11:37:35.003
6	1:04.760		11:38:39.763

Lap	Lap Tm	Diff	Time of Day
<b>(245) Matija Jurkovic</b>			
1	1:06.046	+1.268	11:33:27.049
2	1:05.382	+0.604	11:34:32.431
3	1:04.877	+0.099	11:35:37.308
4	1:04.778		11:36:42.086
5	1:04.913	+0.135	11:37:46.999
6	1:04.883	+0.105	11:38:51.882
7	1:04.835	+0.057	11:39:56.717

Lap	Lap Tm	Diff	Time of Day
<b>(249) Sean Babington</b>			
1	1:05.441	+0.624	11:32:56.225
2	1:04.817		11:34:01.042
3	1:06.096	+1.279	11:35:07.138
4	1:11.723	+6.906	11:36:18.861
5	1:04.824	+0.007	11:37:23.685
6	1:05.077	+0.260	11:38:28.762
7	1:04.858	+0.041	11:39:33.620

Lap	Lap Tm	Diff	Time of Day
<b>(232) Harry Drysdale</b>			
1	1:05.699	+0.853	11:32:57.348
2	1:05.309	+0.463	11:34:02.657
3	1:05.168	+0.322	11:35:07.825
4	1:11.414	+6.568	11:36:19.239
5	1:05.057	+0.211	11:37:24.296
6	1:04.846		11:38:29.142
7	1:04.929	+0.083	11:39:34.071

Lap	Lap Tm	Diff	Time of Day
<b>(237) Bas de Laet</b>			
1	1:06.275	+1.266	11:32:38.090
2	1:05.442	+0.433	11:33:43.532
3	1:05.391	+0.382	11:34:48.923
4	1:05.359	+0.350	11:35:54.282
5	1:05.222	+0.213	11:36:59.504
6	1:12.662	+7.653	11:38:12.166
7	1:05.009		11:39:17.175

Lap	Lap Tm	Diff	Time of Day
<b>(257) Romain Mange</b>			
1	1:07.062	+2.026	11:32:41.760
2	1:06.102	+1.066	11:33:47.862
3	1:05.286	+0.250	11:34:53.148
4	1:05.036		11:35:58.184
5	1:05.246	+0.210	11:37:03.430
6	1:05.561	+0.525	11:38:08.991
7	1:05.481	+0.445	11:39:14.472
8	1:05.756	+0.720	11:40:20.228

Lap	Lap Tm	Diff	Time of Day
<b>(247) Ramon Rietveld</b>			
1	1:05.757	+0.686	11:32:45.009
2	1:05.622	+0.551	11:33:50.631

Lap	Lap Tm	Diff	Time of Day
3	1:05.439	+0.368	11:34:56.070
4	1:05.175	+0.104	11:36:01.245
5	1:05.238	+0.167	11:37:06.483
6	1:05.071		11:38:11.554
7	1:05.133	+0.062	11:39:16.687
8	1:05.212	+0.141	11:40:21.899

Lap	Lap Tm	Diff	Time of Day
<b>(216) Niki Laa</b>			
1	1:05.984	+0.896	11:33:01.852
2	1:05.509	+0.421	11:34:07.361
3	1:05.271	+0.183	11:35:12.632
4	1:05.898	+0.810	11:36:18.530
5	1:06.005	+0.917	11:37:24.535
6	1:05.171	+0.083	11:38:29.706
7	1:05.088		11:39:34.794

Lap	Lap Tm	Diff	Time of Day
<b>(225) Alex Engblom</b>			
1	1:09.370	+4.087	11:33:11.082
2	1:07.520	+2.237	11:34:18.602
3	1:06.109	+0.826	11:35:24.711
4	1:06.151	+0.868	11:36:30.862
5	1:05.627	+0.344	11:37:36.489
6	1:05.283		11:38:41.772
7	1:05.848	+0.565	11:39:47.620
8	1:05.904	+0.621	11:40:53.524

Lap	Lap Tm	Diff	Time of Day
<b>(251) Valter Rosario</b>			
1	1:06.837	+1.473	11:32:41.851
2	1:06.135	+0.771	11:33:47.986
3	1:05.382	+0.018	11:34:53.368
4	1:05.364		11:35:58.732
5	1:05.513	+0.149	11:37:04.245
6	1:05.569	+0.205	11:38:09.814
7	1:05.501	+0.137	11:39:15.315
8	1:05.870	+0.506	11:40:21.185

Lap	Lap Tm	Diff	Time of Day
<b>(255) Stefan Riener</b>			
1	1:05.819	+0.447	11:33:18.092
2	1:05.522	+0.150	11:34:23.614
3	1:05.372		11:35:28.986
4	1:05.447	+0.075	11:36:34.433
5	2:56.230	+1:50.858	11:39:30.663
6	1:05.469	+0.097	11:40:36.132

Lap	Lap Tm	Diff	Time of Day
<b>(238) Katerina Zurkova</b>			
1	1:06.305	+0.869	11:32:40.433
2	1:05.436		11:33:45.869
3	1:05.474	+0.038	11:34:51.343
4	1:05.630	+0.194	11:35:56.973
5	1:05.443	+0.007	11:37:02.416
6	1:05.705	+0.269	11:38:08.121
7	1:05.460	+0.024	11:39:13.581
8	1:05.516	+0.080	11:40:19.097

Lap	Lap Tm	Diff	Time of Day
<b>(235) Jonas Fors</b>			
1	1:05.751	+0.248	11:32:38.642
2	1:06.029	+0.526	11:33:44.671
3	1:05.503		11:34:50.174
4	3:04.683	+1:59.180	11:37:54.857
5	1:05.752	+0.249	11:39:00.609
6	1:05.697	+0.194	11:40:06.306

Lap	Lap Tm	Diff	Time of Day
<b>(230) David Agerstig</b>			
1	1:06.561	+0.974	11:32:49.415
2	1:06.061	+0.474	11:33:55.476
3	1:11.086	+5.499	11:35:06.562

Lap	Lap Tm	Diff	Time of Day
4	1:06.069	+0.482	11:36:12.631
5	1:05.885	+0.298	11:37:18.516
6	1:05.699	+0.112	11:38:24.215
7	1:05.838	+0.251	11:39:30.053
8	1:05.587		11:40:35.640

Lap	Lap Tm	Diff	Time of Day
<b>(252) Joao Soares</b>			
1	1:06.793	+1.098	11:32:36.527
2	1:06.284	+0.589	11:33:42.811
3	1:06.501	+0.806	11:34:49.312
4	1:06.959	+1.264	11:35:56.271
5	1:06.381	+0.686	11:37:02.652
6	1:05.914	+0.219	11:38:08.566
7	1:06.288	+0.593	11:39:14.854
8	1:05.695		11:40:20.549

Lap	Lap Tm	Diff	Time of Day
<b>(417) Igor Mukhin</b>			
1	1:06.893	+1.188	11:32:38.379
2	1:06.780	+1.075	11:33:45.159
3	1:05.955	+0.250	11:34:51.114
4	1:06.270	+0.565	11:35:57.384
5	1:05.705		11:37:03.089
6	1:06.374	+0.669	11:38:09.463
7	1:05.746	+0.041	11:39:15.209
8	1:05.796	+0.091	11:40:21.005

Lap	Lap Tm	Diff	Time of Day
<b>(246) Marta Moreira</b>			
1	1:06.401	+0.687	11:32:40.745
2	1:05.798	+0.084	11:33:46.543
3	1:05.714		11:34:52.257
4	1:06.171	+0.457	11:35:58.428
5	1:06.168	+0.454	11:37:04.596
6	1:05.996	+0.282	11:38:10.592
7	1:06.022	+0.308	11:39:16.614

Lap	Lap Tm	Diff	Time of Day
<b>(229) Dmitrij Rimashevskij</b>			
1	1:07.495	+1.779	11:32:42.404
2	1:06.364	+0.648	11:33:48.768
3	1:06.336	+0.620	11:34:55.104
4	1:06.556	+0.840	11:36:01.660
5	1:05.868	+0.152	11:37:07.528
6	1:05.765	+0.049	11:38:13.293
7	1:05.716		11:39:19.009
8	1:05.912	+0.196	11:40:24.921

Lap	Lap Tm	Diff	Time of Day
<b>(231) Ricardo Romkema</b>			
1	1:06.450	+0.719	11:33:05.663
2	1:05.873	+0.142	11:34:11.536
3	1:05.731		11:35:17.267
4	1:05.951	+0.220	11:36:23.218
5	3:54.145	+2:48.414	11:40:17.363

Lap	Lap Tm	Diff	Time of Day
<b>(403) Florent Lambert</b>			
1	1:07.156	+0.284	11:32:43.449
2	1:07.124	+0.252	11:33:50.573
3	1:06.872		11:34:57.445
4	1:06.892	+0.020	11:36:04.337
5	1:07.113	+0.241	11:37:11.450
6	1:06.938	+0.066	11:38:18.388
7	1:06.918	+0.046	11:39:25.306
8	1:07.543	+0.671	11:40:32.849

Lap	Lap Tm	Diff	Time of Day
<b>(242) Jules Cousin</b>			
1	3:37.989		11:35:44.537
2	4:32.580	+54.591	11:40:17.117





# ROTAX MAX Winter Cup Campillos

ROTAX Seniors / Masters

Campillos / Spain 1,588 Km

NON QUALIFYING PRACTICE 3 Group S1

2011-02-11 13:15

Practice (10:00 Time) started at 13:15:00

Pos	No.	Name	Nat.	Chassis	Race Team	Laps	Best Tm	Diff	Gap In Lap	km/h
1	226	Aavo Talvar	EST	Intrepid	Talvar Racing	6	1:04.123			89,154
2	239	Jiri Forman	CZE	MS Kart	MS Kart Racing Team	6	1:04.312	0.189	0.189	88,892
3	243	Urban Lah	SLO	Intrepid	MLM Racing Team	7	1:04.508	0.385	0.196	88,622
4	204	Tom Fawcett	GBR	Birel	Kalman Motorsport	5	1:04.512	0.389	0.004	88,616
5	248	Jack Dex	GBR	Alonso	Dan Holland Racing	7	1:04.549	0.426	0.037	88,565
6	240	Sandro Lukovic	AUT	Birel	Kalman Motorsport	8	1:04.580	0.457	0.031	88,523
7	212	Luke Haynes	GBR	Tonykart	Torq Motorsport	8	1:04.659	0.536	0.079	88,415
8	220	Chad Van Beurden	RSA	Birel	Kalman Motorsport	6	1:04.727	0.604	0.068	88,322
9	233	Jake Ball	GBR	Tonykart	RL Racing Dept Ltd	5	1:04.804	0.681	0.077	88,217
10	203	Mats Van Den Brand	NED	Intrepid	Intrepid Force Rotax	6	1:04.826	0.703	0.022	88,187
11	236	Ludvig Morin	SWE	Kosmic	Sodakart. SE	8	1:04.945	0.822	0.119	88,025
12	228	Sandor Jakab	SVK	Birel	Kalman Motorsport	8	1:05.195	1.072	0.250	87,688
13	241	Michael Cool	BEL	Tonykart	Bouvin Power	8	1:05.213	1.090	0.018	87,664
14	221	Vladislav Kurakin	RUS	MS Kart	MS Kart Racing Team	8	1:05.341	1.218	0.128	87,492
15	250	George Williams	GBR	Alonso	Dan Holland Racing	5	1:05.344	1.221	0.003	87,488
16	234	Luis Silva	POR	Kosmic	RS Racing Team	6	1:05.446	1.323	0.102	87,351
17	227	Evangelos Gavalas	GRE	Birel	Kalman Motorsport	7	1:05.466	1.343	0.020	87,325
18	244	Christian Sorensen	DEN	First Kart	First Kart s.r.l	8	1:05.602	1.479	0.136	87,144
19	224	Georgii Efrossinin	RUS	Sodi	SRT	8	1:05.879	1.756	0.277	86,777
20	402	Mikko Laine	FIN	Parolin	Formula K Belgium	7	1:05.892	1.769	0.013	86,760
21	416	Manuel Carrera	ESP	Intrepid		7	1:06.359	2.236	0.467	86,150
22	405	Maxim Shaposhnikov	RUS	FA Kart		7	1:07.320	3.197	0.961	84,920



# ROTAX MAX Winter Cup Campillos

ROTAX Seniors / Masters

Campillos / Spain 1,588 Km

NON QUALIFYING PRACTICE 3 Group S1

2011-02-11 13:15

Practice (10:00 Time) started at 13:15:00

Lap	Lap Tm	Diff	Time of Day
<b>(226) Aavo Talvar</b>			
1	1:05.123	+1.000	13:18:13.727
2	1:04.774	+0.651	13:19:18.501
3	1:04.250	+0.127	13:20:22.751
4	<b>1:04.123</b>		13:21:26.874
5	1:07.456	+3.333	13:22:34.330
6	1:04.434	+0.311	13:23:38.764
<b>(239) Jiri Forman</b>			
1	1:17.975	+13.663	13:18:03.641
2	1:05.053	+0.741	13:19:08.694
3	<b>1:04.312</b>		13:20:13.006
4	1:04.543	+0.231	13:21:17.549
5	1:04.670	+0.358	13:22:22.219
6	1:04.634	+0.322	13:23:26.853
<b>(243) Urban Lah</b>			
1	1:10.876	+6.368	13:18:02.742
2	1:05.619	+1.111	13:19:08.361
3	1:04.898	+0.390	13:20:13.259
4	<b>1:04.508</b>		13:21:17.767
5	1:05.585	+1.077	13:22:23.352
6	1:04.557	+0.049	13:23:27.909
7	1:05.302	+0.794	13:24:33.211
<b>(204) Tom Fawcett</b>			
1	1:05.613	+1.101	13:18:05.657
2	1:04.901	+0.389	13:19:10.558
3	1:04.678	+0.166	13:20:15.236
4	<b>1:04.512</b>		13:21:19.748
5	4:14.004	+3:09.492	13:25:33.752
<b>(248) Jack Dex</b>			
1	1:21.622	+17.073	13:18:02.481
2	1:05.431	+0.882	13:19:07.912
3	<b>1:04.549</b>		13:20:12.461
4	1:04.663	+0.114	13:21:17.124
5	1:04.901	+0.352	13:22:22.025
6	1:04.958	+0.409	13:23:26.983
7	1:05.653	+1.104	13:24:32.636
<b>(240) Sandro Lukovic</b>			
1	1:05.554	+0.974	13:17:57.080
2	1:19.773	+15.193	13:19:16.853
3	<b>1:04.580</b>		13:20:21.433
4	1:04.685	+0.105	13:21:26.118
5	1:04.909	+0.329	13:22:31.027
6	1:04.833	+0.253	13:23:35.860
7	1:04.949	+0.369	13:24:40.809
8	1:04.844	+0.264	13:25:45.653
<b>(212) Luke Haynes</b>			
1	1:05.534	+0.875	13:18:10.457
2	1:05.296	+0.637	13:19:15.753
3	1:04.771	+0.112	13:20:20.524
4	<b>1:04.659</b>		13:21:25.183
5	1:04.889	+0.230	13:22:30.072
6	1:04.859	+0.200	13:23:34.931
7	1:05.188	+0.529	13:24:40.119
8	1:05.038	+0.379	13:25:45.157
<b>(220) Chad Van Beurden</b>			
1	1:06.580	+1.853	13:18:06.307
2	1:05.686	+0.959	13:19:11.993
3	1:04.880	+0.153	13:20:16.873

Lap	Lap Tm	Diff	Time of Day
4	1:04.844	+0.117	13:21:21.717
5	<b>1:04.727</b>		13:22:26.444
6	3:08.237	+2:03.510	13:25:34.681
<b>(233) Jake Ball</b>			
1	1:14.215	+9.411	13:18:03.709
2	1:06.426	+1.622	13:19:10.135
3	<b>1:04.804</b>		13:20:14.939
4	1:04.973	+0.169	13:21:19.912
5	3:51.087	+2:46.283	13:25:10.999
<b>(203) Mats Van Den Brand</b>			
1	1:05.324	+0.498	13:18:01.413
2	1:05.110	+0.284	13:19:06.523
3	<b>1:04.826</b>		13:20:11.349
4	1:04.988	+0.162	13:21:16.337
5	1:05.076	+0.250	13:22:21.413
6	1:04.979	+0.153	13:23:26.392
<b>(236) Ludvig Morin</b>			
1	1:17.730	+12.785	13:17:58.430
2	1:07.008	+2.063	13:19:05.438
3	<b>1:04.945</b>		13:20:10.383
4	1:05.512	+0.567	13:21:15.895
5	1:05.114	+0.169	13:22:21.009
6	1:05.037	+0.092	13:23:26.046
7	1:06.670	+1.725	13:24:32.716
8	1:05.250	+0.305	13:25:37.966
<b>(228) Sandor Jakab</b>			
1	1:15.422	+10.227	13:17:58.599
2	1:06.125	+0.930	13:19:04.724
3	1:05.328	+0.133	13:20:10.052
4	1:05.523	+0.328	13:21:15.575
5	<b>1:05.195</b>		13:22:20.770
6	1:06.895	+1.700	13:23:27.665
7	1:07.225	+2.030	13:24:34.890
8	1:05.656	+0.461	13:25:40.546
<b>(241) Michael Cool</b>			
1	1:07.480	+2.267	13:17:56.048
2	1:05.718	+0.505	13:19:01.766
3	1:05.936	+0.723	13:20:07.702
4	1:06.545	+1.332	13:21:14.247
5	1:05.326	+0.113	13:22:19.573
6	<b>1:05.213</b>		13:23:24.786
7	1:17.904	+12.691	13:24:42.690
8	1:05.339	+0.126	13:25:48.029
<b>(221) Vladislav Kurakin</b>			
1	1:10.285	+4.944	13:17:56.720
2	1:06.227	+0.886	13:19:02.947
3	<b>1:05.341</b>		13:20:08.288
4	1:05.389	+0.048	13:21:13.677
5	1:05.466	+0.125	13:22:19.143
6	1:05.418	+0.077	13:23:24.561
7	1:10.701	+5.360	13:24:35.262
8	1:05.359	+0.018	13:25:40.621
<b>(250) George Williams</b>			
1	1:21.664	+16.320	13:18:06.084
2	1:06.419	+1.075	13:19:12.503
3	1:05.992	+0.648	13:20:18.495
4	4:17.859	+3:12.515	13:24:36.354
5	<b>1:05.344</b>		13:25:41.698

Lap	Lap Tm	Diff	Time of Day
<b>(234) Luis Silva</b>			
1	2:47.923	+1:42.477	13:19:13.819
2	<b>1:05.446</b>		13:20:19.265
3	1:05.516	+0.070	13:21:24.781
4	1:07.106	+1.660	13:22:31.887
5	1:05.630	+0.184	13:23:37.517
6	1:06.348	+0.902	13:24:43.865
<b>(227) Evangelos Gavalas</b>			
1	1:08.453	+2.987	13:17:56.318
2	1:06.114	+0.648	13:19:02.432
3	1:05.468	+0.002	13:20:07.900
4	1:05.948	+0.482	13:21:13.848
5	1:05.987	+0.521	13:22:19.835
6	<b>1:05.466</b>		13:23:25.301
7	1:08.199	+2.733	13:24:33.500
<b>(244) Christian Sorensen</b>			
1	1:06.493	+0.891	13:18:19.639
2	1:06.233	+0.631	13:19:25.872
3	1:05.957	+0.355	13:20:31.829
4	<b>1:05.602</b>		13:21:37.431
5	1:05.728	+0.126	13:22:43.159
6	1:05.644	+0.042	13:23:48.803
7	1:05.813	+0.211	13:24:54.616
8	1:05.776	+0.174	13:26:00.392
<b>(224) Georgii Efrossinin</b>			
1	1:09.397	+3.518	13:17:56.455
2	1:06.796	+0.917	13:19:03.251
3	1:06.146	+0.267	13:20:09.397
4	1:06.288	+0.409	13:21:15.685
5	1:08.309	+2.430	13:22:23.994
6	1:05.925	+0.046	13:23:29.919
7	1:06.665	+0.786	13:24:36.584
8	<b>1:05.879</b>		13:25:42.463
<b>(402) Mikko Laine</b>			
1	1:07.032	+1.140	13:17:33.977
2	1:06.380	+0.488	13:18:40.357
3	1:06.102	+0.210	13:19:46.459
4	<b>1:05.892</b>		13:20:52.351
5	1:07.190	+1.298	13:21:59.541
6	1:06.000	+0.108	13:23:05.541
7	1:06.032	+0.140	13:24:11.573
<b>(416) Manuel Carrera</b>			
1	1:08.829	+2.470	13:17:31.215
2	1:06.889	+0.530	13:18:38.104
3	1:06.660	+0.301	13:19:44.764
4	1:06.566	+0.207	13:20:51.330
5	1:08.674	+2.315	13:22:00.004
6	<b>1:06.359</b>		13:23:06.363
7	1:06.404	+0.045	13:24:12.767
<b>(405) Maxim Shaposhnikov</b>			
1	1:10.479	+3.159	13:17:54.504
2	1:08.197	+0.877	13:19:02.701
3	<b>1:07.320</b>		13:20:10.021
4	1:07.734	+0.414	13:21:17.755
5	1:07.763	+0.443	13:22:25.518
6	1:07.490	+0.170	13:23:33.008
7	1:08.334	+1.014	13:24:41.342

Timekeeping Ingrid and Meik Wagner:

Clerk of the course Nigel Edwards:

[www.mylaps.com](http://www.mylaps.com)

Steward (Chairman) Olivier Stevny:

Chief Scrutineer Paul Klaassen:

Licensed to: Motorsport Events



# ROTAX MAX Winter Cup Campillos

ROTAX Seniors / Masters

Campillos / Spain 1,588 Km

NON QUALIFYING PRACTICE 3 Group S2

2011-02-11 13:30

Practice (10:00 Time) started at 13:30:01

Pos	No.	Name	Nat.	Chassis	Race Team	Laps	Best Tm	Diff	Gap In Lap	km/h
1	209	Ferenc Kancsar	AUT	Intrepid	Intrepid Force Rotax	6	1:04.293			
2	237	Bas de Laat	NED	Gillard	VZ Racing	6	1:04.410	0.117	0.117	4 88,756
3	249	Sean Babington	GBR	Alonso	Dan Holland Racing	7	1:04.630	0.337	0.220	5 88,454
4	247	Ramon Rietveld	NED	Intrepid	Team TKP	6	1:04.661	0.368	0.031	3 88,412
5	242	Jules Cousin	FRA	FA Kart	DSS Kart	5	1:04.673	0.380	0.012	2 88,395
6	255	Stefan Riener	AUT	Intrepid	Intrepid Force Rotax	5	1:04.719	0.426	0.046	2 88,333
7	208	Antoine Barthon	FRA	Tonykart	MD Competition	8	1:04.777	0.484	0.058	5 88,254
8	216	Niki Laa	AUT	Birel	Kalman Motorsport	6	1:04.777	0.484		3 88,254
9	238	Katerina Zurkova	CZE	MS Kart	MS Kart Racing Team	8	1:04.856	0.563	0.079	4 88,146
10	245	Matija Jurkovic	SLO	Intrepid	MLM Racing Team	7	1:04.897	0.604	0.041	4 88,090
11	230	David Agerstig	SWE	Sodi	Nivo Karting	8	1:05.052	0.759	0.155	8 87,880
12	257	Romain Mange	FRA	Tonykart	MD Competition	8	1:05.106	0.813	0.054	3 87,808
13	232	Harry Drysdale	GBR	Alonso	Dan Holland Racing	7	1:05.167	0.874	0.061	2 87,725
14	251	Valter Rosario	POR	Tonykart	Tonykart Portugal	6	1:05.270	0.977	0.103	2 87,587
15	229	Dmitrij Rimashevskij	BLR	Gillard	Kika Motorsport	8	1:05.360	1.067	0.090	3 87,466
16	246	Marta Moreira	POR	Intrepid	Cabo Mundo	8	1:05.399	1.106	0.039	5 87,414
17	417	Igor Mukhin	RUS	Tonykart		8	1:05.467	1.174	0.068	5 87,323
18	252	Joao Soares	POR	Tonykart	Tonykart Portugal	8	1:05.475	1.182	0.008	5 87,313
19	235	Jonas Fors	SWE	Tonykart	Sodakart. SE	6	1:05.603	1.310	0.128	4 87,142
20	225	Alex Engblom	SWE	Tonykart	Sodakart.SE	6	1:05.761	1.468	0.158	3 86,933
21	231	Ricardo Romkema	NED	Intrepid	Team TKP	5	1:06.046	1.753	0.285	4 86,558
22	403	Florent Lambert	GBR	Tonykart	Tatum Racing	5	1:06.988	2.695	0.942	3 85,341



# ROTAX MAX Winter Cup Campillos

ROTAX Seniors / Masters

Campillos / Spain 1,588 Km

NON QUALIFYING PRACTICE 3 Group S2

2011-02-11 13:30

Practice (10:00 Time) started at 13:30:01

Lap	Lap Tm	Diff	Time of Day
<b>(209) Ferenc Kancsar</b>			
1	1:04.820	+0.527	13:33:55.910
2	<b>1:04.293</b>		13:35:00.203
3	1:04.457	+0.164	13:36:04.660
4	1:04.348	+0.055	13:37:09.008
5	1:04.671	+0.378	13:38:13.679
6	1:04.409	+0.116	13:39:18.088
<b>(237) Bas de Laat</b>			
1	1:05.018	+0.608	13:33:21.319
2	1:04.684	+0.274	13:34:26.003
3	1:04.472	+0.062	13:35:30.475
4	<b>1:04.410</b>		13:36:34.885
5	1:12.546	+8.136	13:37:47.431
6	1:10.359	+5.949	13:38:57.790
<b>(249) Sean Babington</b>			
1	1:05.038	+0.408	13:32:41.448
2	1:04.706	+0.076	13:33:46.154
3	1:05.045	+0.415	13:34:51.199
4	1:04.777	+0.147	13:35:55.976
5	<b>1:04.630</b>		13:37:00.606
6	1:05.068	+0.438	13:38:05.674
7	1:05.014	+0.384	13:39:10.688
<b>(247) Ramon Rietveld</b>			
1	1:05.320	+0.659	13:33:27.596
2	1:04.878	+0.217	13:34:32.474
3	<b>1:04.661</b>		13:35:37.135
4	1:04.694	+0.033	13:36:41.829
5	3:09.906	+2:05.245	13:39:51.735
6	1:05.063	+0.402	13:40:56.798
<b>(242) Jules Cousin</b>			
1	1:04.873	+0.200	13:32:53.415
2	<b>1:04.673</b>		13:33:58.088
3	3:27.517	+2:22.844	13:37:25.605
4	1:04.966	+0.293	13:38:30.571
5	1:08.503	+3.830	13:39:39.074
<b>(255) Stefan Riener</b>			
1	1:05.375	+0.656	13:33:38.877
2	<b>1:04.719</b>		13:34:43.596
3	1:05.146	+0.427	13:35:48.742
4	1:04.905	+0.186	13:36:53.647
5	1:05.108	+0.389	13:37:58.755
<b>(208) Antoine Barthon</b>			
1	1:05.362	+0.585	13:33:08.244
2	1:05.139	+0.362	13:34:13.383
3	1:04.886	+0.109	13:35:18.269
4	1:04.875	+0.098	13:36:23.144
5	<b>1:04.777</b>		13:37:27.921
6	1:04.882	+0.105	13:38:32.803
7	1:05.042	+0.265	13:39:37.845
8	1:04.961	+0.184	13:40:42.806
<b>(216) Niki Laa</b>			
1	1:05.755	+0.978	13:33:18.325
2	1:04.959	+0.182	13:34:23.284
3	<b>1:04.777</b>		13:35:28.061
4	1:04.981	+0.204	13:36:33.042
5	1:04.923	+0.146	13:37:37.965
6	1:05.128	+0.351	13:38:43.093

Lap	Lap Tm	Diff	Time of Day
<b>(238) Katerina Zurkova</b>			
1	1:06.543	+1.687	13:33:11.607
2	1:05.258	+0.402	13:34:16.865
3	1:04.993	+0.137	13:35:21.858
4	<b>1:04.856</b>		13:36:26.714
5	1:04.976	+0.120	13:37:31.690
6	1:04.958	+0.102	13:38:36.648
7	1:04.903	+0.047	13:39:41.551
8	1:04.964	+0.108	13:40:46.515
<b>(245) Matija Jurkovic</b>			
1	1:06.336	+1.439	13:33:54.315
2	1:05.378	+0.481	13:34:59.693
3	1:05.729	+0.832	13:36:05.422
4	<b>1:04.897</b>		13:37:10.319
5	1:04.917	+0.020	13:38:15.236
6	1:04.997	+0.100	13:39:20.233
7	1:05.085	+0.188	13:40:25.318
<b>(230) David Agerstig</b>			
1	1:05.926	+0.874	13:32:35.861
2	1:05.696	+0.644	13:33:41.557
3	1:05.644	+0.592	13:34:47.201
4	1:06.530	+1.478	13:35:53.731
5	1:07.281	+2.229	13:37:01.012
6	1:06.006	+0.954	13:38:07.018
7	1:05.741	+0.689	13:39:12.759
8	<b>1:05.052</b>		13:40:17.811
<b>(257) Romain Mange</b>			
1	1:05.973	+0.867	13:32:37.072
2	1:05.618	+0.512	13:33:42.690
3	<b>1:05.106</b>		13:34:47.796
4	1:05.770	+0.664	13:35:53.566
5	1:06.828	+1.722	13:37:00.394
6	1:06.556	+1.450	13:38:06.950
7	1:05.346	+0.240	13:39:12.296
8	1:05.140	+0.034	13:40:17.436
<b>(232) Harry Drysdale</b>			
1	1:05.692	+0.525	13:33:08.901
2	<b>1:05.167</b>		13:34:14.068
3	1:05.327	+0.160	13:35:19.395
4	1:05.220	+0.053	13:36:24.615
5	1:05.312	+0.145	13:37:29.927
6	1:05.369	+0.202	13:38:35.296
7	1:05.262	+0.095	13:39:40.558
<b>(251) Valter Rosario</b>			
1	1:05.783	+0.513	13:32:37.775
2	<b>1:05.270</b>		13:33:43.045
3	1:05.444	+0.174	13:34:48.489
4	1:05.597	+0.327	13:35:54.086
5	3:17.093	+2:11.823	13:39:11.179
6	1:05.316	+0.046	13:40:16.495
<b>(229) Dmitrij Rimashevskij</b>			
1	1:06.011	+0.651	13:32:36.795
2	1:06.128	+0.768	13:33:42.923
3	<b>1:05.360</b>		13:34:48.283
4	1:05.559	+0.199	13:35:53.842
5	1:05.763	+0.403	13:36:59.605
6	1:05.459	+0.099	13:38:05.064
7	1:05.412	+0.052	13:39:10.476
8	1:05.823	+0.463	13:40:16.299

Lap	Lap Tm	Diff	Time of Day
<b>(246) Marta Moreira</b>			
1	1:06.286	+0.887	13:32:27.558
2	1:05.600	+0.201	13:33:33.158
3	1:05.630	+0.231	13:34:38.788
4	1:05.624	+0.225	13:35:44.412
5	<b>1:05.399</b>		13:36:49.811
6	1:05.802	+0.403	13:37:55.613
7	1:05.574	+0.175	13:39:01.187
8	1:05.636	+0.237	13:40:06.823
<b>(417) Igor Mukhin</b>			
1	1:06.439	+0.972	13:32:33.890
2	1:05.706	+0.239	13:33:39.596
3	1:05.532	+0.065	13:34:45.128
4	1:05.521	+0.054	13:35:50.649
5	<b>1:05.467</b>		13:36:56.116
6	1:05.613	+0.146	13:38:01.729
7	1:05.771	+0.304	13:39:07.500
8	1:05.935	+0.468	13:40:13.435
<b>(252) Joao Soares</b>			
1	1:06.854	+1.379	13:32:31.061
2	1:05.916	+0.441	13:33:36.977
3	1:05.873	+0.398	13:34:42.850
4	1:06.225	+0.750	13:35:49.075
5	<b>1:05.475</b>		13:36:54.550
6	1:05.703	+0.228	13:38:00.253
7	1:07.590	+2.115	13:39:07.843
8	1:05.674	+0.199	13:40:13.517
<b>(235) Jonas Fors</b>			
1	1:05.967	+0.364	13:32:30.240
2	1:05.648	+0.045	13:33:35.888
3	1:05.966	+0.363	13:34:41.854
4	<b>1:05.603</b>		13:35:47.457
5	3:09.682	+2:04.079	13:38:57.139
6	1:05.996	+0.393	13:40:03.135
<b>(225) Alex Engblom</b>			
1	1:06.426	+0.665	13:32:52.662
2	1:05.813	+0.052	13:33:58.475
3	<b>1:05.761</b>		13:35:04.236
4	1:05.973	+0.212	13:36:10.209
5	1:05.828	+0.067	13:37:16.037
6	1:05.840	+0.079	13:38:21.877
<b>(231) Ricardo Romkema</b>			
1	1:06.367	+0.321	13:33:20.129
2	1:06.203	+0.157	13:34:26.332
3	3:37.747	+2:31.701	13:38:04.079
4	<b>1:06.046</b>		13:39:10.125
5	1:06.242	+0.196	13:40:16.367
<b>(403) Florent Lambert</b>			
1	1:07.270	+0.282	13:32:39.703
2	1:07.607	+0.619	13:33:47.310
3	<b>1:06.988</b>		13:34:54.298
4	1:07.117	+0.129	13:36:01.415
5	1:07.155	+0.167	13:37:08.570

Timekeeping Ingrid and Meik Wagner:

Clerk of the course Nigel Edwards:

[www.mylaps.com](http://www.mylaps.com)

Steward (Chairman) Olivier Steveny:

Chief Scrutineer Paul Klaassen:

Licensed to: Motorsport Events





# ROTAX MAX Winter Cup Campillos

ROTAX Seniors / Masters

Campillos / Spain 1,588 Km

QUALIFYING PRACTICE Group S1

2011-02-11 15:00

Qualifying (15:00 Time) started at 15:00:00

Pos	No.	Name	Nat.	Chassis	Race Team	Laps	Best Tm	Diff	Gap In Lap	km/h
1	239	Jiri Forman	CZE	MS Kart	MS Kart Racing Team	6	1:04.365			
2	226	Aavo Talvar	EST	Intrepid	Talvar Racing	6	1:04.449	0.084	0.084	4 88,703
3	248	Jack Dex	GBR	Alonso	Dan Holland Racing	6	1:04.483	0.118	0.034	4 88,656
4	204	Tom Fawcett	GBR	Birel	Kalman Motorsport	5	1:04.577	0.212	0.094	3 88,527
5	212	Luke Haynes	GBR	Tonykart	Torq Motorsport	6	1:04.614	0.249	0.037	6 88,476
6	243	Urban Lah	SLO	Intrepid	MLM Racing Team	6	1:04.639	0.274	0.025	6 88,442
7	240	Sandro Lukovic	AUT	Birel	Kalman Motorsport	6	1:04.695	0.330	0.056	3 88,365
8	241	Michael Cool	BEL	Tonykart	Bouvin Power	5	1:04.696	0.331	0.001	3 88,364
9	203	Mats Van Den Brand	NED	Intrepid	Intrepid Force Rotax	6	1:04.715	0.350	0.019	2 88,338
10	234	Luis Silva	POR	Kosmic	RS Racing Team	10	1:04.828	0.463	0.113	9 88,184
11	233	Jake Ball	GBR	Tonykart	RL Racing Dept Ltd	5	1:04.874	0.509	0.046	3 88,122
12	236	Ludvig Morin	SWE	Kosmic	Sodakart. SE	6	1:04.892	0.527	0.018	6 88,097
13	228	Sandor Jakab	SVK	Birel	Kalman Motorsport	6	1:04.895	0.530	0.003	3 88,093
14	220	Chad Van Beurden	RSA	Birel	Kalman Motorsport	5	1:04.953	0.588	0.058	5 88,014
15	221	Vladislav Kurakin	RUS	MS Kart	MS Kart Racing Team	6	1:04.968	0.603	0.015	5 87,994
16	227	Evangelos Gavalas	GRE	Birel	Kalman Motorsport	6	1:05.215	0.850	0.247	5 87,661
17	244	Christian Sorensen	DEN	First Kart	First Kart s.r.l	8	1:05.269	0.904	0.054	8 87,588
18	250	George Williams	GBR	Alonso	Dan Holland Racing	6	1:05.298	0.933	0.029	4 87,549
19	402	Mikko Laine	FIN	Parolin	Formula K Belgium	6	1:05.776	1.411	0.478	4 86,913
20	224	Georgii Efrossinin	RUS	Sodi	SRT	8	1:05.979	1.614	0.203	3 86,646
21	416	Manuel Carrera	ESP	Intrepid		6	1:06.411	2.046	0.432	6 86,082
22	405	Maxim Shaposhnikov	RUS	FA Kart		11	1:06.987	2.622	0.576	9 85,342

## Announcements

These results are provisional until the conclusion of any judicial and technical matters



# ROTAX MAX Winter Cup Campillos

ROTAX Seniors / Masters

Campillos / Spain 1,588 Km

QUALIFYING PRACTICE Group S1

2011-02-11 15:00

Qualifying (15:00 Time) started at 15:00:00

Lap	Lap Tm	Diff	Time of Day
<b>(239) Jiri Forman</b>			
1	1:08.260	+3.895	15:10:03.755
2	1:04.901	+0.536	15:11:08.656
3	1:04.401	+0.036	15:12:13.057
4	<b>1:04.365</b>		15:13:17.422
5	1:04.776	+0.411	15:14:22.198
6	1:04.496	+0.131	15:15:26.694

Lap	Lap Tm	Diff	Time of Day
<b>(226) Aavo Talvar</b>			
1	1:05.247	+0.798	15:10:30.170
2	1:04.814	+0.365	15:11:34.984
3	1:04.594	+0.145	15:12:39.578
4	<b>1:04.449</b>		15:13:44.027
5	1:04.854	+0.405	15:14:48.881
6	1:04.587	+0.138	15:15:53.468

Lap	Lap Tm	Diff	Time of Day
<b>(248) Jack Dex</b>			
1	1:07.229	+2.746	15:10:01.319
2	1:04.814	+0.331	15:11:06.133
3	1:04.554	+0.071	15:12:10.687
4	<b>1:04.483</b>		15:13:15.170
5	1:04.665	+0.182	15:14:19.835
6	1:05.997	+1.514	15:15:25.832

Lap	Lap Tm	Diff	Time of Day
<b>(204) Tom Fawcett</b>			
1	1:05.195	+0.618	15:10:43.329
2	1:04.694	+0.117	15:11:48.023
3	<b>1:04.577</b>		15:12:52.600
4	1:04.616	+0.039	15:13:57.216
5	1:08.203	+3.626	15:15:05.419

Lap	Lap Tm	Diff	Time of Day
<b>(212) Luke Haynes</b>			
1	1:08.998	+4.384	15:09:54.708
2	1:05.006	+0.392	15:10:59.714
3	1:04.705	+0.091	15:12:04.419
4	1:04.749	+0.135	15:13:09.168
5	1:04.677	+0.063	15:14:13.845
6	<b>1:04.614</b>		15:15:18.459

Lap	Lap Tm	Diff	Time of Day
<b>(243) Urban Lah</b>			
1	1:08.282	+3.643	15:10:03.085
2	1:04.901	+0.262	15:11:07.986
3	1:04.806	+0.167	15:12:12.792
4	1:04.856	+0.217	15:13:17.648
5	1:04.985	+0.346	15:14:22.633
6	<b>1:04.639</b>		15:15:27.272

Lap	Lap Tm	Diff	Time of Day
<b>(240) Sandro Lukovic</b>			
1	1:05.231	+0.536	15:10:37.051
2	1:04.883	+0.188	15:11:41.934
3	<b>1:04.695</b>		15:12:46.629
4	1:06.406	+1.711	15:13:53.035
5	1:05.423	+0.728	15:14:58.458
6	1:04.909	+0.214	15:16:03.367

Lap	Lap Tm	Diff	Time of Day
<b>(241) Michael Cool</b>			
1	1:08.774	+4.078	15:10:55.081
2	1:04.939	+0.243	15:12:00.020
3	<b>1:04.696</b>		15:13:04.716
4	1:06.104	+1.408	15:14:10.820
5	1:04.900	+0.204	15:15:15.720

Lap	Lap Tm	Diff	Time of Day
<b>(203) Mats Van Den Brand</b>			
1	1:09.468	+4.753	15:10:02.800
2	<b>1:04.715</b>		15:11:07.515

Lap	Lap Tm	Diff	Time of Day
3	1:04.806	+0.091	15:12:12.321
4	1:04.824	+0.109	15:13:17.145
5	1:04.821	+0.106	15:14:21.966
6	1:04.891	+0.176	15:15:26.857

Lap	Lap Tm	Diff	Time of Day
<b>(234) Luis Silva</b>			
1	1:06.703	+1.875	15:05:26.399
2	1:06.155	+1.327	15:06:32.554
3	1:05.572	+0.744	15:07:38.126
4	1:08.034	+3.206	15:08:46.160
5	1:07.494	+2.666	15:09:53.654
6	1:06.350	+1.522	15:11:00.004
7	1:05.126	+0.298	15:12:05.130
8	1:04.993	+0.165	15:13:10.123
9	<b>1:04.828</b>		15:14:14.951
10	1:08.223	+3.395	15:15:23.174

Lap	Lap Tm	Diff	Time of Day
<b>(233) Jake Ball</b>			
1	1:05.355	+0.481	15:11:04.711
2	1:05.089	+0.215	15:12:09.800
3	<b>1:04.874</b>		15:13:14.674
4	1:04.922	+0.048	15:14:19.596
5	1:05.065	+0.191	15:15:24.661

Lap	Lap Tm	Diff	Time of Day
<b>(236) Ludvig Morin</b>			
1	1:10.157	+5.265	15:10:01.966
2	1:05.121	+0.229	15:11:07.087
3	1:04.939	+0.047	15:12:12.026
4	1:05.283	+0.391	15:13:17.309
5	1:05.478	+0.586	15:14:22.787
6	<b>1:04.892</b>		15:15:27.679

Lap	Lap Tm	Diff	Time of Day
<b>(228) Sandor Jakab</b>			
1	1:09.930	+5.035	15:10:37.412
2	1:05.102	+0.207	15:11:42.514
3	<b>1:04.895</b>		15:12:47.409
4	1:05.029	+0.134	15:13:52.438
5	1:05.358	+0.463	15:14:57.796
6	1:05.329	+0.434	15:16:03.125

Lap	Lap Tm	Diff	Time of Day
<b>(220) Chad Van Beurden</b>			
1	1:14.588	+9.635	15:10:18.764
2	1:05.682	+0.729	15:11:24.446
3	1:05.163	+0.210	15:12:29.609
4	1:05.056	+0.103	15:13:34.665
5	<b>1:04.953</b>		15:14:39.618

Lap	Lap Tm	Diff	Time of Day
<b>(221) Vladislav Kurakin</b>			
1	1:07.904	+2.936	15:10:05.394
2	1:05.112	+0.144	15:11:10.506
3	1:05.043	+0.075	15:12:15.549
4	1:05.053	+0.085	15:13:20.602
5	<b>1:04.968</b>		15:14:25.570
6	1:05.072	+0.104	15:15:30.642

Lap	Lap Tm	Diff	Time of Day
<b>(227) Evangelos Gavalas</b>			
1	1:06.257	+1.042	15:09:48.438
2	1:05.582	+0.367	15:10:54.020
3	1:05.288	+0.073	15:11:59.308
4	1:05.248	+0.033	15:13:04.556
5	<b>1:05.215</b>		15:14:09.771
6	1:05.650	+0.435	15:15:15.421

Lap	Lap Tm	Diff	Time of Day
<b>(244) Christian Sorensen</b>			
1	1:06.772	+1.503	15:02:43.912
2	1:05.984	+0.715	15:03:49.896

Lap	Lap Tm	Diff	Time of Day
3	1:05.571	+0.302	15:04:55.467
4	1:05.491	+0.222	15:06:00.958
5	1:05.439	+0.170	15:07:06.397
6	1:05.444	+0.175	15:08:11.841
7	1:05.450	+0.181	15:09:17.291
8	<b>1:05.269</b>		15:10:22.560

Lap	Lap Tm	Diff	Time of Day
<b>(250) George Williams</b>			
1	1:07.519	+2.221	15:10:01.655
2	1:05.773	+0.475	15:11:07.428
3	1:06.009	+0.711	15:12:13.437
4	<b>1:05.298</b>		15:13:18.735
5	1:05.473	+0.175	15:14:24.208
6	1:05.581	+0.283	15:15:29.789

Lap	Lap Tm	Diff	Time of Day
<b>(402) Mikko Laine</b>			
1	1:08.818	+3.042	15:10:02.748
2	1:06.638	+0.862	15:11:09.386
3	1:06.318	+0.542	15:12:15.704
4	<b>1:05.776</b>		15:13:21.480
5	1:05.814	+0.038	15:14:27.294
6	1:05.803	+0.027	15:15:33.097

Lap	Lap Tm	Diff	Time of Day
<b>(224) Georgii Efrossinin</b>			
1	1:06.523	+0.544	15:07:54.075
2	1:06.278	+0.299	15:09:00.353
3	<b>1:05.979</b>		15:10:06.332
4	1:14.199	+8.220	15:11:20.531
5	1:06.298	+0.319	15:12:26.829
6	1:06.146	+0.167	15:13:32.975
7	1:06.113	+0.134	15:14:39.088
8	1:12.495	+6.516	15:15:51.583

Lap	Lap Tm	Diff	Time of Day
<b>(416) Manuel Carrera</b>			
1	1:07.724	+1.313	15:09:36.714
2	1:06.976	+0.565	15:10:43.690
3	1:06.769	+0.358	15:11:50.459
4	1:06.991	+0.580	15:12:57.450
5	1:06.468	+0.057	15:14:03.918
6	<b>1:06.411</b>		15:15:10.329

Lap	Lap Tm	Diff	Time of Day
<b>(405) Maxim Shaposhnikov</b>			
1	1:08.954	+1.967	15:02:55.235
2	1:07.628	+0.641	15:04:02.863
3	1:07.530	+0.543	15:05:10.393
4	1:07.218	+0.231	15:06:17.611
5	1:07.470	+0.483	15:07:25.081
6	1:07.870	+0.883	15:08:32.951
7	1:07.417	+0.430	15:09:40.368
8	1:07.263	+0.276	15:10:47.631
9	<b>1:06.987</b>		15:11:54.618
10	1:07.577	+0.590	15:13:02.195
11	1:07.060	+0.073	15:14:09.255

Timekeeping Ingrid and Meik Wagner:



Clerk of the course Nigel Edwards:

Steward (Chairman) Olivier Stevely:

Chief Scrutineer Paul Klaassen:

[www.mylaps.com](http://www.mylaps.com)

Licensed to: Motorsport Events



# ROTAX MAX Winter Cup Campillos

ROTAX Seniors / Masters

Campillos / Spain 1,588 Km

QUALIFYING PRACTICE Group S2

2011-02-11 15:30

Qualifying (15:00 Time) started at 15:30:01

Pos	No.	Name	Nat.	Chassis	Race Team	Laps	Best Tm	Diff	Gap In Lap	km/h
1	209	Ferenc Kancsar	AUT	Intrepid	Intrepid Force Rotax	5	1:04.194			89,055
2	249	Sean Babington	GBR	Alonso	Dan Holland Racing	5	1:04.286	0.092	0.092	88,928
3	237	Bas de Laat	NED	Gillard	VZ Racing	5	1:04.347	0.153	0.061	88,843
4	247	Ramon Rietveld	NED	Intrepid	Team TKP	5	1:04.490	0.296	0.143	88,646
5	208	Antoine Barthon	FRA	Tonykart	MD Competition	5	1:04.491	0.297	0.001	88,645
6	245	Matija Jurkovic	SLO	Intrepid	MLM Racing Team	6	1:04.637	0.443	0.146	88,445
7	242	Jules Cousin	FRA	FA Kart	DSS Kart	5	1:04.713	0.519	0.076	88,341
8	216	Niki Laa	AUT	Birel	Kalman Motorsport	6	1:04.813	0.619	0.100	88,205
9	255	Stefan Riener	AUT	Intrepid	Intrepid Force Rotax	6	1:04.926	0.732	0.113	88,051
10	230	David Agerstig	SWE	Sodi	Nivo Karting	7	1:04.927	0.733	0.001	88,050
11	229	Dmitrij Rimashevskij	BLR	Gillard	Kika Motorsport	6	1:04.947	0.753	0.020	88,023
12	238	Katerina Zurkova	CZE	MS Kart	MS Kart Racing Team	6	1:04.973	0.779	0.026	87,987
13	252	Joao Soares	POR	Tonykart	Tonykart Portugal	6	1:05.045	0.851	0.072	87,890
14	246	Marta Moreira	POR	Intrepid	Cabo Mundo	7	1:05.052	0.858	0.007	87,880
15	251	Valter Rosario	POR	Tonykart	Tonykart Portugal	6	1:05.077	0.883	0.025	87,847
16	232	Harry Drysdale	GBR	Alonso	Dan Holland Racing	6	1:05.156	0.962	0.079	87,740
17	231	Ricardo Romkema	NED	Intrepid	Team TKP	6	1:05.171	0.977	0.015	87,720
18	257	Romain Mange	FRA	Tonykart	MD Competition	6	1:05.215	1.021	0.044	87,661
19	225	Alex Engblom	SWE	Tonykart	Sodakart.SE	9	1:05.412	1.218	0.197	87,397
20	417	Igor Mukhin	RUS	Tonykart		6	1:05.412	1.218		87,397
21	235	Jonas Fors	SWE	Tonykart	Sodakart. SE	10	1:05.442	1.248	0.030	87,357
22	403	Florent Lambert	GBR	Tonykart	Tatum Racing	7	1:06.728	2.534	1.286	85,673

## Announcements

These results are provisional until the conclusion of any judicial and technical matters



# ROTAX MAX Winter Cup Campillos

ROTAX Seniors / Masters

Campillos / Spain 1,588 Km

QUALIFYING PRACTICE Group S2

2011-02-11 15:30

Qualifying (15:00 Time) started at 15:30:01

Lap	Lap Tm	Diff	Time of Day
<b>(209) Ferenc Kancsar</b>			
1	1:05.372	+1.178	15:40:58.238
2	<b>1:04.194</b>		15:42:02.432
3	1:04.234	+0.040	15:43:06.666
4	1:04.429	+0.235	15:44:11.095
5	1:04.359	+0.165	15:45:15.454

Lap	Lap Tm	Diff	Time of Day
<b>(249) Sean Babington</b>			
1	1:05.390	+1.104	15:40:34.584
2	1:12.132	+7.846	15:41:46.716
3	<b>1:04.286</b>		15:42:51.002
4	1:04.359	+0.073	15:43:55.361
5	1:11.552	+7.266	15:45:06.913

Lap	Lap Tm	Diff	Time of Day
<b>(237) Bas de Laat</b>			
1	1:14.585	+10.238	15:40:39.899
2	1:05.672	+1.325	15:41:45.571
3	1:04.487	+0.140	15:42:50.058
4	<b>1:04.347</b>		15:43:54.405
5	1:11.079	+6.732	15:45:05.484

Lap	Lap Tm	Diff	Time of Day
<b>(247) Ramon Rietveld</b>			
1	1:05.283	+0.793	15:40:42.697
2	1:04.853	+0.363	15:41:47.550
3	<b>1:04.490</b>		15:42:52.040
4	1:04.548	+0.058	15:43:56.588
5	1:12.908	+8.418	15:45:09.496

Lap	Lap Tm	Diff	Time of Day
<b>(208) Antoine Barthon</b>			
1	1:12.542	+8.051	15:40:43.616
2	1:04.759	+0.268	15:41:48.375
3	1:04.540	+0.049	15:42:52.915
4	<b>1:04.491</b>		15:43:57.406
5	1:09.877	+5.386	15:45:07.283

Lap	Lap Tm	Diff	Time of Day
<b>(245) Matija Jurkovic</b>			
1	1:05.779	+1.142	15:40:47.060
2	1:05.022	+0.385	15:41:52.082
3	1:04.681	+0.044	15:42:56.763
4	<b>1:04.637</b>		15:44:01.400
5	1:04.744	+0.107	15:45:06.144
6	1:05.486	+0.849	15:46:11.630

Lap	Lap Tm	Diff	Time of Day
<b>(242) Jules Cousin</b>			
1	1:21.585	+16.872	15:40:45.910
2	1:05.137	+0.424	15:41:51.047
3	<b>1:04.713</b>		15:42:55.760
4	1:04.776	+0.063	15:44:00.536
5	1:05.153	+0.440	15:45:05.689

Lap	Lap Tm	Diff	Time of Day
<b>(216) Nikki Laa</b>			
1	1:12.675	+7.862	15:39:46.957
2	1:05.079	+0.266	15:40:52.036
3	1:05.166	+0.353	15:41:57.202
4	<b>1:04.813</b>		15:43:02.015
5	1:04.850	+0.037	15:44:06.865
6	1:05.025	+0.212	15:45:11.890

Lap	Lap Tm	Diff	Time of Day
<b>(255) Stefan Riener</b>			
1	1:05.511	+0.585	15:40:37.819
2	<b>1:04.926</b>		15:41:42.745
3	1:05.053	+0.127	15:42:47.798
4	1:06.851	+1.925	15:43:54.649
5	1:10.399	+5.473	15:45:05.048
6	1:06.443	+1.517	15:46:11.491

Lap	Lap Tm	Diff	Time of Day
<b>(230) David Agerstig</b>			
1	1:05.926	+0.999	15:39:33.287
2	1:05.219	+0.292	15:40:38.506
3	1:04.989	+0.062	15:41:43.495
4	<b>1:04.927</b>		15:42:48.422
5	1:05.048	+0.121	15:43:53.470
6	1:11.845	+6.918	15:45:05.315
7	1:06.766	+1.839	15:46:12.081

Lap	Lap Tm	Diff	Time of Day
<b>(229) Dmitrij Rimashevskij</b>			
1	1:06.600	+1.653	15:40:04.409
2	1:05.468	+0.521	15:41:09.877
3	1:05.236	+0.289	15:42:15.113
4	<b>1:04.947</b>		15:43:20.060
5	1:05.962	+1.015	15:44:26.022
6	1:05.860	+0.913	15:45:31.882

Lap	Lap Tm	Diff	Time of Day
<b>(238) Katerina Zurkova</b>			
1	1:08.942	+3.969	15:40:16.485
2	1:15.555	+10.582	15:41:32.040
3	<b>1:04.973</b>		15:42:37.013
4	1:16.616	+11.643	15:43:53.629
5	1:05.115	+0.142	15:44:58.744
6	1:05.043	+0.070	15:46:03.787

Lap	Lap Tm	Diff	Time of Day
<b>(252) Joao Soares</b>			
1	1:06.253	+1.208	15:39:57.806
2	1:05.430	+0.385	15:41:03.236
3	<b>1:05.045</b>		15:42:08.281
4	1:05.108	+0.063	15:43:13.389
5	1:14.235	+9.190	15:44:27.624
6	1:05.587	+0.542	15:45:33.211

Lap	Lap Tm	Diff	Time of Day
<b>(246) Marta Moreira</b>			
1	1:12.905	+7.853	15:39:27.830
2	1:05.925	+0.873	15:40:33.755
3	1:10.055	+5.003	15:41:43.810
4	1:05.175	+0.123	15:42:48.985
5	1:05.069	+0.017	15:43:54.054
6	1:05.971	+0.919	15:45:00.025
7	<b>1:05.052</b>		15:46:05.077

Lap	Lap Tm	Diff	Time of Day
<b>(251) Valter Rosario</b>			
1	1:08.639	+3.562	15:40:34.990
2	1:08.263	+3.186	15:41:43.253
3	1:05.334	+0.257	15:42:48.587
4	1:05.216	+0.139	15:43:53.803
5	1:05.846	+0.769	15:44:59.649
6	<b>1:05.077</b>		15:46:04.726

Lap	Lap Tm	Diff	Time of Day
<b>(232) Harry Drysdale</b>			
1	1:20.216	+15.060	15:39:53.838
2	1:05.623	+0.467	15:40:59.461
3	1:05.252	+0.096	15:42:04.713
4	<b>1:05.156</b>		15:43:09.869
5	1:05.178	+0.022	15:44:15.047
6	1:05.249	+0.093	15:45:20.296

Lap	Lap Tm	Diff	Time of Day
<b>(231) Ricardo Romkema</b>			
1	1:05.960	+0.789	15:40:25.623
2	1:05.700	+0.529	15:41:31.323
3	1:05.459	+0.288	15:42:36.782
4	<b>1:05.171</b>		15:43:41.953
5	1:05.349	+0.178	15:44:47.302
6	1:05.727	+0.556	15:45:53.029

Lap	Lap Tm	Diff	Time of Day
<b>(257) Romain Mange</b>			
1	1:07.027	+1.812	15:40:02.250
2	1:05.578	+0.363	15:41:07.828
3	<b>1:05.215</b>		15:42:13.043
4	1:05.369	+0.154	15:43:18.412
5	1:10.062	+4.847	15:44:28.474
6	1:06.378	+1.163	15:45:34.852

Lap	Lap Tm	Diff	Time of Day
<b>(225) Alex Engblom</b>			
1	1:06.557	+1.145	15:33:03.686
2	1:05.699	+0.287	15:34:09.385
3	1:05.557	+0.145	15:35:14.942
4	1:05.941	+0.529	15:36:20.883
5	1:05.660	+0.248	15:37:26.543
6	1:05.700	+0.288	15:38:32.243
7	1:22.277	+16.865	15:39:54.520
8	1:06.059	+0.647	15:41:00.579
9	<b>1:05.412</b>		15:42:05.991

Lap	Lap Tm	Diff	Time of Day
<b>(417) Igor Mukhin</b>			
1	1:06.794	+1.382	15:40:02.390
2	1:06.080	+0.668	15:41:08.470
3	1:05.951	+0.539	15:42:14.421
4	<b>1:05.412</b>		15:43:19.833
5	1:05.929	+0.517	15:44:25.762
6	1:05.841	+0.429	15:45:31.603

Lap	Lap Tm	Diff	Time of Day
<b>(235) Jonas Fors</b>			
1	1:06.027	+0.585	15:32:31.324
2	1:05.621	+0.179	15:33:36.945
3	1:05.625	+0.183	15:34:42.570
4	<b>1:05.442</b>		15:35:48.012
5	1:05.770	+0.328	15:36:53.782
6	1:05.899	+0.457	15:37:59.681
7	1:06.169	+0.727	15:39:05.850
8	1:05.801	+0.359	15:40:11.651
9	1:05.742	+0.300	15:41:17.393
10	1:05.813	+0.371	15:42:23.206

Lap	Lap Tm	Diff	Time of Day
<b>(403) Florent Lambert</b>			
1	1:15.140	+8.412	15:38:52.061
2	1:07.150	+0.422	15:39:59.211
3	1:06.874	+0.146	15:41:06.085
4	1:06.841	+0.113	15:42:12.926
5	<b>1:06.728</b>		15:43:19.654
6	1:07.195	+0.467	15:44:26.849
7	1:06.879	+0.151	15:45:33.728





# ROTAX MAX Winter Cup Campillos

ROTAX Seniors / Masters

Campillos / Spain 1,588 Km

Total Result Qualifying

Pos	No.	Name	Nat.	Chassis	Race Team	Total Best Tm	Diff	GS1 Best Tm	GS2 Best Tm
1	209	Ferenc Kancsar	AUT	Intrepid	Intrepid Force Rotax	1:04.194			1:04.194
2	249	Sean Babington	GBR	Alonso	Dan Holland Racing	1:04.286	0.092		1:04.286
3	237	Bas de Laat	NED	Gillard	VZ Racing	1:04.347	0.153		1:04.347
4	239	Jiri Forman	CZE	MS Kart	MS Kart Racing Team	1:04.365	0.171	1:04.365	
5	226	Aavo Talvar	EST	Intrepid	Talvar Racing	1:04.449	0.255	1:04.449	
6	248	Jack Dex	GBR	Alonso	Dan Holland Racing	1:04.483	0.289	1:04.483	
7	247	Ramon Rietveld	NED	Intrepid	Team TKP	1:04.490	0.296		1:04.490
8	208	Antoine Barthon	FRA	Tonykart	MD Competition	1:04.491	0.297		1:04.491
9	204	Tom Fawcett	GBR	Birel	Kalman Motorsport	1:04.577	0.383	1:04.577	
10	212	Luke Haynes	GBR	Tonykart	Torq Motorsport	1:04.614	0.420	1:04.614	
11	245	Matija Jurkovic	SLO	Intrepid	MLM Racing Team	1:04.637	0.443		1:04.637
12	243	Urban Lah	SLO	Intrepid	MLM Racing Team	1:04.639	0.445	1:04.639	
13	240	Sandro Lukovic	AUT	Birel	Kalman Motorsport	1:04.695	0.501	1:04.695	
14	241	Michael Cool	BEL	Tonykart	Bouvin Power	1:04.696	0.502	1:04.696	
15	242	Jules Cousin	FRA	FA Kart	DSS Kart	1:04.713	0.519		1:04.713
16	203	Mats Van Den Brand	NED	Intrepid	Intrepid Force Rotax	1:04.715	0.521	1:04.715	
17	216	Niki Laa	AUT	Birel	Kalman Motorsport	1:04.813	0.619		1:04.813
18	234	Luis Silva	POR	Kosmic	RS Racing Team	1:04.828	0.634	1:04.828	
19	233	Jake Ball	GBR	Tonykart	RL Racing Dept Ltd	1:04.874	0.680	1:04.874	
20	236	Ludvig Morin	SWE	Kosmic	Sodakart. SE	1:04.892	0.698	1:04.892	
21	228	Sandor Jakab	SVK	Birel	Kalman Motorsport	1:04.895	0.701	1:04.895	
22	255	Stefan Riener	AUT	Intrepid	Intrepid Force Rotax	1:04.926	0.732		1:04.926
23	230	David Agerstig	SWE	Sodi	Nivo Karting	1:04.927	0.733		1:04.927
24	229	Dmitrij Rimashevskij	BLR	Gillard	Kika Motorsport	1:04.947	0.753		1:04.947
25	220	Chad Van Beurden	RSA	Birel	Kalman Motorsport	1:04.953	0.759	1:04.953	
26	221	Vladislav Kurakin	RUS	MS Kart	MS Kart Racing Team	1:04.968	0.774	1:04.968	
27	238	Katerina Zurkova	CZE	MS Kart	MS Kart Racing Team	1:04.973	0.779		1:04.973
28	252	Joao Soares	POR	Tonykart	Tonykart Portugal	1:05.045	0.851		1:05.045
29	246	Marta Moreira	POR	Intrepid	Cabo Mundo	1:05.052	0.858		1:05.052
30	251	Valter Rosario	POR	Tonykart	Tonykart Portugal	1:05.077	0.883		1:05.077
31	232	Harry Drysdale	GBR	Alonso	Dan Holland Racing	1:05.156	0.962		1:05.156
32	231	Ricardo Romkema	NED	Intrepid	Team TKP	1:05.171	0.977		1:05.171
33	227	Evangelos Gavalas	GRE	Birel	Kalman Motorsport	1:05.215	1.021	1:05.215	
34	257	Romain Mange	FRA	Tonykart	MD Competition	1:05.215	1.021		1:05.215
35	244	Christian Sorensen	DEN	First Kart	First Kart s.r.l	1:05.269	1.075	1:05.269	
36	250	George Williams	GBR	Alonso	Dan Holland Racing	1:05.298	1.104	1:05.298	
37	225	Alex Engblom	SWE	Tonykart	Sodakart.SE	1:05.412	1.218		1:05.412
38	417	Igor Mukhin	RUS	Tonykart		1:05.412	1.218		1:05.412
39	235	Jonas Fors	SWE	Tonykart	Sodakart. SE	1:05.442	1.248		1:05.442
40	402	Mikko Laine	FIN	Parolin	Formula K Belgium	1:05.776	1.582	1:05.776	
41	224	Georgii Efrossinin	RUS	Sodi	SRT	1:05.979	1.785	1:05.979	
42	416	Manuel Carrera	ESP	Intrepid		1:06.411	2.217	1:06.411	
43	403	Florent Lambert	GBR	Tonykart	Tatum Racing	1:06.728	2.534		1:06.728
44	405	Maxim Shaposhnikov	RUS	FA Kart		1:06.987	2.793	1:06.987	

## Announcements

These results are provisional until the conclusion of any judicial and technical matters

**Heat organization**  
**Rotax Max Winter Cup 2011**  
**Campillos / Spain**  
**Rotax Max Seniors / Masters Group A**

Group	Pos	No.	Firstname	Lastname	Class	Overall BestTm
Group A	1	209	Ferenc	Kancsar	Senior	1:04.194
Group A	5	226	Aavo	Talvar	Senior	1:04.449
Group A	9	204	Tom	Fawcett	Senior	1:04.577
Group A	13	240	Sandro	Lukovic	Senior	1:04.695
Group A	17	216	Niki	Laa	Senior	1:04.813
Group A	21	228	Sandor	Jakab	Senior	1:04.895
Group A	25	220	Chad	Van Beurden	Senior	1:04.953
Group A	29	246	Marta	Moreira	Senior	1:05.052
Group A	33	227	Evangelos	Gavalas	Senior	1:05.215
Group A	37	225	Alex	Engblom	Senior	1:05.412
Group A	41	224	Georgii	Efrossinin	Senior	1:05.979



Clerk of the course Nigel Edwards:

Stewards (Chairman) Olivier Steveny:

Scrutineer Paul Klaassen:

Timekeeping Ingrid and Meik Wagner:

Printed: 11-02-2011 15:52

Posted at: h

**Heat organization**  
**Rotax Max Winter Cup 2011**  
**Campillos / Spain**  
**Rotax Max Seniors / Masters Group B**

Group	Pos	No.	Firstname	Lastname	Class	Overall BestTm
Group B	2	249	Sean	Babington	Senior	1:04.286
Group B	6	248	Jack	Dex	Senior	1:04.483
Group B	10	212	Luke	Haynes	Senior	1:04.614
Group B	14	241	Michael	Cool	Senior	1:04.696
Group B	18	234	Luis	Silva	Senior	1:04.828
Group B	22	255	Stefan	Riener	Senior	1:04.926
Group B	26	221	Vladislav	Kurakin	Senior	1:04.968
Group B	30	251	Valter	Rosario	Senior	1:05.077
Group B	34	257	Romain	Mange	Senior	1:05.215
Group B	38	417	Igor	Mukhin	Master	1:05.412
Group B	42	416	Manuel	Carrera	Master	1:06.411



Clerk of the course Nigel Edwards:

Stewards (Chairman) Olivier Steveny:

Scrutineer Paul Klaassen:

Timekeeping Ingrid and Meik Wagner:

Printed: 11-02-2011 15:52

Posted at: h

**Heat organization  
Rotax Max Winter Cup 2011  
Campillos / Spain  
Rotax Max Seniors / Masters Group C**

Group	Pos	No.	Firstname	Lastname	Class	Overall BestTm
Group C	3	237	Bas	de Laat	Senior	1:04.347
Group C	7	247	Ramon	Rietveld	Senior	1:04.490
Group C	11	245	Matija	Jurkovic	Senior	1:04.637
Group C	15	242	Jules	Cousin	Senior	1:04.713
Group C	19	233	Jake	Ball	Senior	1:04.874
Group C	23	230	David	Agerstig	Senior	1:04.927
Group C	27	238	Katerina	Zurkova	Senior	1:04.973
Group C	31	232	Harry	Drysdale	Senior	1:05.156
Group C	35	244	Christian	Sorensen	Senior	1:05.269
Group C	39	235	Jonas	Fors	Senior	1:05.442
Group C	43	403	Florent	Lambert	Master	1:06.728



Clerk of the course Nigel Edwards:

Stewards (Chairman) Olivier Steveny:

Scrutineer Paul Klaassen:

Timekeeping Ingrid and Meik Wagner:

Printed: 11-02-2011 15:52

posted at: h



**Heat organization**  
**Rotax Max Winter Cup 2011**  
**Campillos / Spain**  
**Rotax Max Seniors / Masters Group D**

Group	Pos	No.	Firstname	Lastname	Class	Overall BestTm
Group D	4	239	Jiri	Forman	Senior	1:04.365
Group D	8	208	Antoine	Barthon	Senior	1:04.491
Group D	12	243	Urban	Lah	Senior	1:04.639
Group D	16	203	Mats	Van Den Brand	Senior	1:04.715
Group D	20	236	Ludvig	Morin	Senior	1:04.892
Group D	24	229	Dmitrij	Rimashevskij	Senior	1:04.947
Group D	28	252	Joao	Soares	Senior	1:05.045
Group D	32	231	Ricardo	Romkema	Senior	1:05.171
Group D	36	250	George	Williams	Senior	1:05.298
Group D	40	402	Mikko	Laine	Master	1:05.776
Group D	44	405	Maxim	Shaposhnikov	Master	1:06.987



Clerk of the course Nigel Edwards:

Stewards (Chairman) Olivier Steveny:

Scrutineer Paul Klaassen:

Timekeeping Ingrid and Meik Wagner:

Printed: 11-02-2011 15:57

posted at: h

Rotax Max Winter Cup 2011  
 Class: Rotax Max Seniors / Masters  
 Date/Time: 12-02-2011 10:40

Track: Campillos / Spain  
 Heat: Race 2 Qualifying Heat 1 A+B  
 Laps: 10

Edition 1

Georgii Efrossinin **224** Group A  
 1:05.979

21

Alex Engblom **225** Group A  
 1:05.412

19

Evangelos Gavalas **227** Group A  
 1:05.215

17

Marta Moreira **246** Group A  
 1:05.052

15

Chad Van Beurden **220** Group A  
 1:04.953

13

Sandor Jakab **228** Group A  
 1:04.895

11

Niki Laa **216** Group A  
 1:04.813

9

Sandro Lukovic **240** Group A  
 1:04.695

7

Tom Fawcett **204** Group A  
 1:04.577

5

Aavo Talvar **226** Group A  
 1:04.449

3

Ferenc Kancsar **209** Group A  
 1:04.194

1

Pole Position

11

Manuel Carrera **416** Group B  
 1:06.411

22

10

Igor Mukhin **417** Group B  
 1:05.412

20

9

Romain Mange **257** Group B  
 1:05.215

18

8

Valter Rosario **251** Group B  
 1:05.077

16

7

Vladislav Kurakin **221** Group B  
 1:04.968

14

6

Stefan Riener **255** Group B  
 1:04.926

12

5

Luis Silva **234** Group B  
 1:04.828

10

4

Michael Cool **241** Group B  
 1:04.696

8

3

Luke Haynes **212** Group B  
 1:04.614

6

2

Jack Dex **248** Group B  
 1:04.483

4

1

Sean Babington **249** Group B  
 1:04.286

2

Row

Clerk of the course Nigel Edwards:

Stewards (Chairman) Olivier Steveny:

Scrutineer Paul Klaassen:

Timekeeping Ingrid/Meik Wagner:

Rotax Max Winter Cup 2011  
 Class: Rotax Max Seniors / Masters  
 Date/Time: 12-02-2011 11:00

Track: Campillos / Spain  
 Heat: Race 3 Qualifying Heat 2 C+D  
 Laps: 10

Edition 1

Florent Lambert	<b>403</b>	Group C 1:06.728
	21	
Jonas Fors	<b>235</b>	Group C 1:05.442
	19	
Christian Sorensen	<b>244</b>	Group C 1:05.269
	17	
Harry Drysdale	<b>232</b>	Group C 1:05.156
	15	
Katerina Zurkova	<b>238</b>	Group C 1:04.973
	13	
David Agerstig	<b>230</b>	Group C 1:04.927
	11	
Jake Ball	<b>233</b>	Group C 1:04.874
	9	
Jules Cousin	<b>242</b>	Group C 1:04.713
	7	
Matija Jurkovic	<b>245</b>	Group C 1:04.637
	5	
Ramon Rietveld	<b>247</b>	Group C 1:04.490
	3	
Bas de Laat	<b>237</b>	Group C 1:04.347
	1	

Pole Position

11	Maxim Shaposhnikov	<b>405</b>	Group D 1:06.987
		22	
10	Mikko Laine	<b>402</b>	Group D 1:05.776
		20	
9	George Williams	<b>250</b>	Group D 1:05.298
		18	
8	Ricardo Romkema	<b>231</b>	Group D 1:05.171
		16	
7	Joao Soares	<b>252</b>	Group D 1:05.045
		14	
6	Dmitrij Rimashevskij	<b>229</b>	Group D 1:04.947
		12	
5	Ludvig Morin	<b>236</b>	Group D 1:04.892
		10	
4	Mats Van Den Brand	<b>203</b>	Group D 1:04.715
		8	
3	Urban Lah	<b>243</b>	Group D 1:04.639
		6	
2	Antoine Barthon	<b>208</b>	Group D 1:04.491
		4	
1	Jiri Forman	<b>239</b>	Group D 1:04.365
		2	

Row

Clerk of the course Nigel Edwards:  
 Stewards (Chairman) Olivier Steveny:

Scrutineer Paul Klaassen:  
 Timekeeping Ingrid/Meik Wagner:

Rotax Max Winter Cup 2011  
 Class: Rotax Max Seniors / Masters  
 Date/Time: 12-02-2011 13:40

Track: Campillos / Spain  
 Heat: Race 6 Qualifying Heat 3 A+D  
 Laps: 10

Edition 1

Georgii Efrossinin **224** Group A  
 1:05.979

21

Alex Engblom **225** Group A  
 1:05.412

19

Evangelos Gavalas **227** Group A  
 1:05.215

17

Marta Moreira **246** Group A  
 1:05.052

15

Chad Van Beurden **220** Group A  
 1:04.953

13

Sandor Jakab **228** Group A  
 1:04.895

11

Niki Laa **216** Group A  
 1:04.813

9

Sandro Lukovic **240** Group A  
 1:04.695

7

Tom Fawcett **204** Group A  
 1:04.577

5

Aavo Talvar **226** Group A  
 1:04.449

3

Ferenc Kancsar **209** Group A  
 1:04.194

1

Pole Position

11

Maxim Shaposhnikov **405** Group D  
 1:06.987

22

10

Mikko Laine **402** Group D  
 1:05.776

20

9

George Williams **250** Group D  
 1:05.298

18

8

Ricardo Romkema **231** Group D  
 1:05.171

16

7

Joao Soares **252** Group D  
 1:05.045

14

6

Dmitrij Rimashevskij **229** Group D  
 1:04.947

12

5

Ludvig Morin **236** Group D  
 1:04.892

10

4

Mats Van Den Brand **203** Group D  
 1:04.715

8

3

Urban Lah **243** Group D  
 1:04.639

6

2

Antoine Barthon **208** Group D  
 1:04.491

4

1

Jiri Forman **239** Group D  
 1:04.365

2

Row

Clerk of the course Nigel Edwards:  
 Stewards (Chairman) Olivier Steveny:

Scrutineer Paul Klaassen:  
 Timekeeping Ingrid/Meik Wagner:



Rotax Max Winter Cup 2011  
 Class: Rotax Max Seniors / Masters  
 Date/Time: 12-02-2011 14:00

Track: Campillos / Spain  
 Heat: Race 7 Qualifying Heat 4 B+C  
 Laps: 10

Edition 1

Manuel Carrera	<b>416</b>	Group B
	21	1:06.411

Igor Mukhin	<b>417</b>	Group B
	19	1:05.412

Romain Mange	<b>257</b>	Group B
	17	1:05.215

Valter Rosario	<b>251</b>	Group B
	15	1:05.077

Vladislav Kurakin	<b>221</b>	Group B
	13	1:04.968

Stefan Riener	<b>255</b>	Group B
	11	1:04.926

Luis Silva	<b>234</b>	Group B
	9	1:04.828

Michael Cool	<b>241</b>	Group B
	7	1:04.696

Luke Haynes	<b>212</b>	Group B
	5	1:04.614

Jack Dex	<b>248</b>	Group B
	3	1:04.483

Sean Babington	<b>249</b>	Group B
	1	1:04.286

11	Florent Lambert	<b>403</b>	Group C
		22	1:06.728

10	Jonas Fors	<b>235</b>	Group C
		20	1:05.442

9	Christian Sorensen	<b>244</b>	Group C
		18	1:05.269

8	Harry Drysdale	<b>232</b>	Group C
		16	1:05.156

7	Katerina Zurkova	<b>238</b>	Group C
		14	1:04.973

6	David Agerstig	<b>230</b>	Group C
		12	1:04.927

5	Jake Ball	<b>233</b>	Group C
		10	1:04.874

4	Jules Cousin	<b>242</b>	Group C
		8	1:04.713

3	Matija Jurkovic	<b>245</b>	Group C
		6	1:04.637

2	Ramon Rietveld	<b>247</b>	Group C
		4	1:04.490

1	Bas de Laat	<b>237</b>	Group C
		2	1:04.347

Pole Position

Clerk of the course Nigel Edwards:

Stewards (Chairman) Olivier Steveny:

Scrutineer Paul Klaassen:

Timekeeping Ingrid/Meik Wagner:

Rotax Max Winter Cup 2011  
 Class: Rotax Max Seniors / Masters  
 Date/Time: 12-02-2011 15:40

Track: Campillos / Spain  
 Heat: Race 10 Qualifying Heat 5 A+C  
 Laps: 10

Edition 1

Georgii Efrossinin	<b>224</b>	Group A 1:05.979	11	Florent Lambert	<b>403</b>	Group C 1:06.728
	21				22	
Alex Engblom	<b>225</b>	Group A 1:05.412	10	Jonas Fors	<b>235</b>	Group C 1:05.442
	19				20	
Evangelos Gavalas	<b>227</b>	Group A 1:05.215	9	Christian Sorensen	<b>244</b>	Group C 1:05.269
	17				18	
Marta Moreira	<b>246</b>	Group A 1:05.052	8	Harry Drysdale	<b>232</b>	Group C 1:05.156
	15				16	
Chad Van Beurden	<b>220</b>	Group A 1:04.953	7	Katerina Zurkova	<b>238</b>	Group C 1:04.973
	13				14	
Sandor Jakab	<b>228</b>	Group A 1:04.895	6	David Agerstig	<b>230</b>	Group C 1:04.927
	11				12	
Niki Laa	<b>216</b>	Group A 1:04.813	5	Jake Ball	<b>233</b>	Group C 1:04.874
	9				10	
Sandro Lukovic	<b>240</b>	Group A 1:04.695	4	Jules Cousin	<b>242</b>	Group C 1:04.713
	7				8	
Tom Fawcett	<b>204</b>	Group A 1:04.577	3	Matija Jurkovic	<b>245</b>	Group C 1:04.637
	5				6	
Aavo Talvar	<b>226</b>	Group A 1:04.449	2	Ramon Rietveld	<b>247</b>	Group C 1:04.490
	3				4	
Ferenc Kancsar	<b>209</b>	Group A 1:04.194	1	Bas de Laat	<b>237</b>	Group C 1:04.347
	1		Row		2	

Pole Position

Clerk of the course Nigel Edwards:  
 Stewards (Chairman) Olivier Steveny:

Scrutineer Paul Klaassen:  
 Timekeeping Ingrid/Meik Wagner:

Rotax Max Winter Cup 2011  
 Class: Rotax Max Seniors / Masters  
 Date/Time: 12-02-2011 16:00

Track: Campillos / Spain  
 Heat: Race 11 Qualifying Heat 6 B+D  
 Laps: 10

Edition 1

Manuel Carrera	<b>416</b>	Group B
	21	1:06.411

Igor Mukhin	<b>417</b>	Group B
	19	1:05.412

Romain Mange	<b>257</b>	Group B
	17	1:05.215

Valter Rosario	<b>251</b>	Group B
	15	1:05.077

Vladislav Kurakin	<b>221</b>	Group B
	13	1:04.968

Stefan Riener	<b>255</b>	Group B
	11	1:04.926

Luis Silva	<b>234</b>	Group B
	9	1:04.828

Michael Cool	<b>241</b>	Group B
	7	1:04.696

Luke Haynes	<b>212</b>	Group B
	5	1:04.614

Jack Dex	<b>248</b>	Group B
	3	1:04.483

Sean Babington	<b>249</b>	Group B
	1	1:04.286

Pole Position

11	Maxim Shaposhnikov	<b>405</b>	Group D
		22	1:06.987

10	Mikko Laine	<b>402</b>	Group D
		20	1:05.776

9	George Williams	<b>250</b>	Group D
		18	1:05.298

8	Ricardo Romkema	<b>231</b>	Group D
		16	1:05.171

7	Joao Soares	<b>252</b>	Group D
		14	1:05.045

6	Dmitrij Rimashevskij	<b>229</b>	Group D
		12	1:04.947

5	Ludvig Morin	<b>236</b>	Group D
		10	1:04.892

4	Mats Van Den Brand	<b>203</b>	Group D
		8	1:04.715

3	Urban Lah	<b>243</b>	Group D
		6	1:04.639

2	Antoine Barthon	<b>208</b>	Group D
		4	1:04.491

1	Jiri Forman	<b>239</b>	Group D
		2	1:04.365

Row

Clerk of the course Nigel Edwards:

Stewards (Chairman) Olivier Steveny:

Scrutineer Paul Klaassen:

Timekeeping Ingrid/Meik Wagner:



# ROTAX MAX Winter Cup Campillos

ROTAX Seniors / Masters

Campillos / Spain 1,588 Km

WARM UP A+B

2011-02-12 09:15

Practice (10:00 Time) started at 9:15:00

Pos	No.	Name	Nat.	Chassis	Race Team	Laps	Best Tm	Diff	Gap In Lap	km/h
1	209	Ferenc Kancsar	AUT	Intrepid	Intrepid Force Rotax	7	1:04.947		6	88,023
2	226	Aavo Talvar	EST	Intrepid	Talvar Racing	7	1:05.026	0.079	0.079	6 87,916
3	204	Tom Fawcett	GBR	Birel	Kalman Motorsport	5	1:05.382	0.435	0.356	5 87,437
4	249	Sean Babington	GBR	Alonso	Dan Holland Racing	8	1:05.440	0.493	0.058	8 87,359
5	248	Jack Dex	GBR	Alonso	Dan Holland Racing	6	1:05.475	0.528	0.035	6 87,313
6	216	Niki Laa	AUT	Birel	Kalman Motorsport	8	1:05.523	0.576	0.048	4 87,249
7	212	Luke Haynes	GBR	Tonykart	Torq Motorsport	8	1:05.553	0.606	0.030	6 87,209
8	220	Chad Van Beurden	RSA	Birel	Kalman Motorsport	8	1:05.601	0.654	0.048	6 87,145
9	227	Evangelos Gavalas	GRE	Birel	Kalman Motorsport	8	1:05.648	0.701	0.047	6 87,083
10	241	Michael Cool	BEL	Tonykart	Bouvin Power	8	1:05.666	0.719	0.018	8 87,059
11	255	Stefan Riener	AUT	Intrepid	Intrepid Force Rotax	8	1:05.672	0.725	0.006	5 87,051
12	417	Igor Mukhin	RUS	Tonykart		8	1:05.677	0.730	0.005	8 87,044
13	240	Sandro Lukovic	AUT	Birel	Kalman Motorsport	8	1:05.747	0.800	0.070	7 86,951
14	221	Vladislav Kurakin	RUS	MS Kart	MS Kart Racing Team	8	1:05.836	0.889	0.089	6 86,834
15	228	Sandor Jakab	SVK	Birel	Kalman Motorsport	8	1:05.905	0.958	0.069	7 86,743
16	257	Romain Mange	FRA	Tonykart	MD Competition	8	1:05.937	0.990	0.032	8 86,701
17	251	Valter Rosario	POR	Tonykart	Tonykart Portugal	8	1:06.105	1.158	0.168	8 86,481
18	224	Georgii Efrossinin	RUS	Sodi	SRT	8	1:06.161	1.214	0.056	8 86,407
19	246	Marta Moreira	POR	Intrepid	Cabo Mundo	8	1:06.237	1.290	0.076	8 86,308
20	234	Luis Silva	POR	Kosmic	RS Racing Team	8	1:06.297	1.350	0.060	8 86,230
21	225	Alex Engblom	SWE	Tonykart	Sodakart.SE	6	1:06.361	1.414	0.064	6 86,147
22	416	Manuel Carrera	ESP	Intrepid		5	1:07.151	2.204	0.790	3 85,134

Timekeeping Ingrid and Meik Wagner:

Clerk of the course Nigel Edwards:

[www.mylaps.com](http://www.mylaps.com)

Steward (Chairman) Olivier Steveny:

Chief Scrutineer Paul Klaassen:

Licensed to: Motorsport Events

Printed: 2011-02-12 09:27:04

posted at:

h





# ROTAX MAX Winter Cup Campillos

ROTAX Seniors / Masters

Campillos / Spain 1,588 Km

WARM UP A+B

2011-02-12 09:15

Practice (10:00 Time) started at 9:15:00

Lap	Lap Tm	Diff	Time of Day
<b>(209) Ferenc Kancsar</b>			
1	1:06.476	+1.529	9:18:26.916
2	1:05.570	+0.623	9:19:32.486
3	1:05.280	+0.333	9:20:37.766
4	1:05.226	+0.279	9:21:42.992
5	1:05.122	+0.175	9:22:48.114
6	<b>1:04.947</b>		9:23:53.061
7	1:05.117	+0.170	9:24:58.178
<b>(226) Aavo Talvar</b>			
1	1:06.288	+1.262	9:18:12.525
2	1:05.373	+0.347	9:19:17.898
3	1:05.484	+0.458	9:20:23.382
4	1:05.047	+0.021	9:21:28.429
5	1:05.634	+0.608	9:22:34.063
6	<b>1:05.026</b>		9:23:39.089
7	1:05.148	+0.122	9:24:44.237
<b>(204) Tom Fawcett</b>			
1	1:06.941	+1.559	9:18:11.742
2	1:05.674	+0.292	9:19:17.416
3	1:06.423	+1.041	9:20:23.839
4	1:06.004	+0.622	9:21:29.843
5	<b>1:05.382</b>		9:22:35.225
<b>(249) Sean Babington</b>			
1	1:08.019	+2.579	9:18:12.785
2	1:05.828	+0.388	9:19:18.613
3	1:05.496	+0.056	9:20:24.109
4	1:05.506	+0.066	9:21:29.615
5	1:05.504	+0.064	9:22:35.119
6	1:05.735	+0.295	9:23:40.854
7	1:05.789	+0.349	9:24:46.643
8	<b>1:05.440</b>		9:25:52.083
<b>(248) Jack Dex</b>			
1	1:16.732	+11.257	9:18:09.386
2	1:06.043	+0.568	9:19:15.429
3	1:05.778	+0.303	9:20:21.207
4	1:05.488	+0.013	9:21:26.695
5	1:05.476	+0.001	9:22:32.171
6	<b>1:05.475</b>		9:23:37.646
<b>(216) Niki Laa</b>			
1	1:07.125	+1.602	9:18:27.869
2	1:06.044	+0.521	9:19:33.913
3	1:05.860	+0.337	9:20:39.773
4	<b>1:05.523</b>		9:21:45.296
5	1:05.714	+0.191	9:22:51.010
6	1:05.586	+0.063	9:23:56.596
7	1:05.720	+0.197	9:25:02.316
8	1:05.598	+0.075	9:26:07.914
<b>(212) Luke Haynes</b>			
1	1:06.889	+1.336	9:18:21.093
2	1:06.069	+0.516	9:19:27.162
3	1:05.716	+0.163	9:20:32.878
4	1:05.715	+0.162	9:21:38.593
5	1:05.632	+0.079	9:22:44.225
6	<b>1:05.553</b>		9:23:49.778
7	1:05.625	+0.072	9:24:55.403
8	1:05.785	+0.232	9:26:01.188
<b>(220) Chad Van Beurden</b>			
1	1:07.236	+1.635	9:18:01.574

Lap	Lap Tm	Diff	Time of Day
2	1:06.085	+0.484	9:19:07.659
3	1:11.897	+6.296	9:20:19.556
4	1:05.823	+0.222	9:21:25.379
5	1:05.825	+0.224	9:22:31.204
6	<b>1:05.601</b>		9:23:36.805
7	1:06.600	+0.999	9:24:43.405
8	1:05.960	+0.359	9:25:49.365
<b>(227) Evangelos Gavalas</b>			
1	1:08.202	+2.554	9:17:57.061
2	1:06.891	+1.243	9:19:03.952
3	1:06.350	+0.702	9:20:10.302
4	1:06.137	+0.489	9:21:16.439
5	1:05.779	+0.131	9:22:22.218
6	<b>1:05.648</b>		9:23:27.866
7	1:05.948	+0.300	9:24:33.814
8	1:06.005	+0.357	9:25:39.819
<b>(241) Michael Cool</b>			
1	1:07.858	+2.192	9:18:03.525
2	1:06.516	+0.850	9:19:10.041
3	1:06.375	+0.709	9:20:16.416
4	1:06.063	+0.397	9:21:22.479
5	1:05.819	+0.153	9:22:28.298
6	1:06.171	+0.505	9:23:34.469
7	1:05.782	+0.116	9:24:40.251
8	<b>1:05.666</b>		9:25:45.917
<b>(255) Stefan Riener</b>			
1	1:07.459	+1.787	9:18:16.902
2	1:06.314	+0.642	9:19:23.216
3	1:06.018	+0.346	9:20:29.234
4	1:06.303	+0.631	9:21:35.537
5	<b>1:05.672</b>		9:22:41.209
6	1:05.723	+0.051	9:23:46.932
7	1:05.959	+0.287	9:24:52.891
8	1:05.710	+0.038	9:25:58.601
<b>(417) Igor Mukhin</b>			
1	1:10.021	+4.344	9:17:58.572
2	1:08.172	+2.495	9:19:06.744
3	1:07.402	+1.725	9:20:14.146
4	1:06.427	+0.750	9:21:20.573
5	1:05.926	+0.249	9:22:26.499
6	1:10.194	+4.517	9:23:36.693
7	1:06.862	+1.185	9:24:43.555
8	<b>1:05.677</b>		9:25:49.232
<b>(240) Sandro Lukovic</b>			
1	1:06.968	+1.221	9:18:00.054
2	1:06.365	+0.618	9:19:06.419
3	1:06.094	+0.347	9:20:12.513
4	1:05.811	+0.064	9:21:18.324
5	1:06.124	+0.377	9:22:24.448
6	1:05.830	+0.083	9:23:30.278
7	<b>1:05.747</b>		9:24:36.025
8	1:05.845	+0.098	9:25:41.870
<b>(221) Vladislav Kurakin</b>			
1	1:08.137	+2.301	9:17:57.406
2	1:06.425	+0.589	9:19:03.831
3	1:06.017	+0.181	9:20:09.848
4	1:06.045	+0.209	9:21:15.893
5	1:05.882	+0.046	9:22:21.775
6	<b>1:05.836</b>		9:23:27.611
7	1:06.401	+0.565	9:24:34.012

Lap	Lap Tm	Diff	Time of Day
8	1:05.912	+0.076	9:25:39.924
<b>(228) Sandor Jakab</b>			
1	1:07.246	+1.341	9:17:59.367
2	1:07.828	+1.923	9:19:07.195
3	1:07.138	+1.233	9:20:14.333
4	1:06.498	+0.593	9:21:20.831
5	1:06.001	+0.096	9:22:26.832
6	1:08.807	+2.902	9:23:35.639
7	<b>1:05.905</b>		9:24:41.544
8	1:05.906	+0.001	9:25:47.450
<b>(257) Romain Mange</b>			
1	1:10.219	+4.282	9:17:58.693
2	1:07.006	+1.069	9:19:05.699
3	1:06.437	+0.500	9:20:12.136
4	1:06.133	+0.196	9:21:18.269
5	1:07.031	+1.094	9:22:25.300
6	1:07.222	+1.285	9:23:32.522
7	1:06.746	+0.809	9:24:39.268
8	<b>1:05.937</b>		9:25:45.205
<b>(251) Valter Rosario</b>			
1	1:07.861	+1.756	9:18:00.404
2	1:06.427	+0.322	9:19:06.831
3	1:06.189	+0.084	9:20:13.020
4	1:06.164	+0.059	9:21:19.184
5	1:06.385	+0.280	9:22:25.569
6	1:06.783	+0.678	9:23:32.352
7	1:06.272	+0.167	9:24:38.624
8	<b>1:06.105</b>		9:25:44.729
<b>(224) Georgii Efrossinin</b>			
1	1:08.982	+2.821	9:18:03.645
2	1:07.160	+0.999	9:19:10.805
3	1:06.971	+0.810	9:20:17.776
4	1:06.795	+0.634	9:21:24.571
5	1:06.872	+0.711	9:22:31.443
6	1:06.814	+0.653	9:23:38.257
7	1:06.652	+0.491	9:24:44.909
8	<b>1:06.161</b>		9:25:51.070
<b>(246) Marta Moreira</b>			
1	1:08.230	+1.993	9:17:57.273
2	1:07.676	+1.439	9:19:04.949
3	1:06.516	+0.279	9:20:11.465
4	1:06.514	+0.277	9:21:17.979
5	1:06.911	+0.674	9:22:24.890
6	1:07.227	+0.990	9:23:32.117
7	1:07.403	+1.166	9:24:39.520
8	<b>1:06.237</b>		9:25:45.757
<b>(234) Luis Silva</b>			
1	1:08.226	+1.929	9:17:56.925
2	1:08.124	+1.827	9:19:05.049
3	1:07.374	+1.077	9:20:12.423
4	1:06.398	+0.101	9:21:18.821
5	1:06.565	+0.268	9:22:25.386
6	1:07.289	+0.992	9:23:32.675
7	1:06.330	+0.033	9:24:39.005
8	<b>1:06.297</b>		9:25:45.302
<b>(225) Alex Englom</b>			
1	1:08.048	+1.687	9:18:04.967
2	1:06.743	+0.382	9:19:11.710
3	1:07.128	+0.767	9:20:18.838



ROTAX MAX Winter Cup Campillos

ROTAX Seniors / Masters

Campillos / Spain 1,588 Km

WARM UP A+B

2011-02-12 09:15

Practice (10:00 Time) started at 9:15:00

Lap	Lap Tm	Diff	Time of Day
4	1:06.809	+0.448	9:21:25.647
5	3:27.982	+2:21.621	9:24:53.629
6	<b>1:06.361</b>		9:25:59.990

(416) Manuel Carrera			
Lap	Lap Tm	Diff	Time of Day
1	1:09.697	+2.546	9:18:04.100
2	1:07.499	+0.348	9:19:11.599
3	<b>1:07.151</b>		9:20:18.750
4	1:08.314	+1.163	9:21:27.064
5	3:41.532	+2:34.381	9:25:08.596

Lap	Lap Tm	Diff	Time of Day
-----	--------	------	-------------

Lap	Lap Tm	Diff	Time of Day
-----	--------	------	-------------

Timekeeping Ingrid and Meik Wagner:

Clerk of the course Nigel Edwards:

Steward (Chairman) Olivier Steveny:

Chief Scrutineer Paul Klaassen:

[www.mylaps.com](http://www.mylaps.com)



# ROTAX MAX Winter Cup Campillos

ROTAX Seniors / Masters

Campillos / Spain 1,588 Km

WARM UP C+D

2011-02-12 09:30

Practice (10:00 Time) started at 9:30:00

Pos	No.	Name	Nat.	Chassis	Race Team	Laps	Best Tm	Diff	Gap In Lap	km/h
1	233	Jake Ball	GBR	Tonykart	RL Racing Dept Ltd	8	1:05.066			2 87,862
2	239	Jiri Forman	CZE	MS Kart	MS Kart Racing Team	5	1:05.177	0.111	0.111	1 87,712
3	203	Mats Van Den Brand	NED	Intrepid	Intrepid Force Rotax	7	1:05.186	0.120	0.009	5 87,700
4	237	Bas de Laat	NED	Gillard	VZ Racing	6	1:05.200	0.134	0.014	6 87,681
5	231	Ricardo Romkema	NED	Intrepid	Team TKP	7	1:05.258	0.192	0.058	7 87,603
6	245	Matija Jurkovic	SLO	Intrepid	MLM Racing Team	7	1:05.322	0.256	0.064	7 87,517
7	243	Urban Lah	SLO	Intrepid	MLM Racing Team	7	1:05.365	0.299	0.043	4 87,460
8	208	Antoine Barthon	FRA	Tonykart	MD Competition	8	1:05.381	0.315	0.016	2 87,438
9	247	Ramon Rietveld	NED	Intrepid	Team TKP	6	1:05.470	0.404	0.089	4 87,319
10	236	Ludvig Morin	SWE	Kosmic	Sodakart. SE	7	1:05.530	0.464	0.060	2 87,239
11	250	George Williams	GBR	Alonso	Dan Holland Racing	8	1:05.568	0.502	0.038	3 87,189
12	242	Jules Cousin	FRA	FA Kart	DSS Kart	8	1:05.573	0.507	0.005	5 87,182
13	238	Katerina Zurkova	CZE	MS Kart	MS Kart Racing Team	8	1:05.581	0.515	0.008	6 87,172
14	232	Harry Drysdale	GBR	Alonso	Dan Holland Racing	7	1:05.644	0.578	0.063	7 87,088
15	252	Joao Soares	POR	Tonykart	Tonykart Portugal	8	1:05.808	0.742	0.164	7 86,871
16	235	Jonas Fors	SWE	Tonykart	Sodakart. SE	7	1:06.069	1.003	0.261	2 86,528
17	230	David Agerstig	SWE	Sodi	Nivo Karting	7	1:06.097	1.031	0.028	4 86,491
18	229	Dmitrij Rimashevskij	BLR	Gillard	Kika Motorsport	7	1:06.121	1.055	0.024	6 86,460
19	402	Mikko Laine	FIN	Parolin	Formula K Belgium	8	1:06.349	1.283	0.228	6 86,163
20	403	Florent Lambert	GBR	Tonykart	Tatum Racing	8	1:06.527	1.461	0.178	7 85,932
21	244	Christian Sorensen	DEN	First Kart	First Kart s.r.l	2	1:07.538	2.472	1.011	2 84,646
22	405	Maxim Shaposhnikov	RUS	FA Kart		4	1:07.784	2.718	0.246	4 84,338

Timekeeping Ingrid and Meik Wagner:

Clerk of the course Nigel Edwards:

[www.mylaps.com](http://www.mylaps.com)

Steward (Chairman) Olivier Steveny:

Chief Scrutineer Paul Klaassen:

Licensed to: Motorsport Events

Printed: 2011-02-12 09:41:53

posted at:

h



# ROTAX MAX Winter Cup Campillos

ROTAX Seniors / Masters

Campillos / Spain 1,588 Km

WARM UP C+D

2011-02-12 09:30

Practice (10:00 Time) started at 9:30:00

Lap	Lap Tm	Diff	Time of Day
<b>(233) Jake Ball</b>			
1	1:05.853	+0.787	9:32:55.549
2	<b>1:05.066</b>		9:34:00.615
3	1:05.384	+0.318	9:35:05.999
4	1:05.177	+0.111	9:36:11.176
5	1:05.823	+0.757	9:37:16.999
6	1:05.322	+0.256	9:38:22.321
7	1:05.506	+0.440	9:39:27.827
8	1:05.436	+0.370	9:40:33.263

<b>(239) Jiri Forman</b>			
1	<b>1:05.177</b>		9:34:53.405
2	1:05.471	+0.294	9:35:58.876
3	2:34.976	+1:29.799	9:38:33.852
4	1:05.249	+0.072	9:39:39.101
5	1:05.317	+0.140	9:40:44.418

<b>(203) Mats Van Den Brand</b>			
1	1:06.106	+0.920	9:32:54.447
2	1:05.556	+0.370	9:34:00.003
3	1:05.288	+0.102	9:35:05.291
4	1:07.905	+2.719	9:36:13.196
5	<b>1:05.186</b>		9:37:18.382
6	1:05.326	+0.140	9:38:23.708
7	1:05.387	+0.201	9:39:29.095

<b>(237) Bas de Laet</b>			
1	1:06.316	+1.116	9:32:32.989
2	1:05.686	+0.486	9:33:38.675
3	1:05.423	+0.223	9:34:44.098
4	3:48.592	+2:43.392	9:38:32.690
5	1:05.243	+0.043	9:39:37.933
6	<b>1:05.200</b>		9:40:43.133

<b>(231) Ricardo Romkema</b>			
1	1:06.252	+0.994	9:33:06.666
2	1:05.742	+0.484	9:34:12.408
3	1:05.506	+0.248	9:35:17.914
4	1:05.709	+0.451	9:36:23.623
5	1:05.748	+0.490	9:37:29.371
6	1:05.353	+0.095	9:38:34.724
7	<b>1:05.258</b>		9:39:39.982

<b>(245) Matija Jurkovic</b>			
1	1:14.551	+9.229	9:32:42.500
2	1:06.015	+0.693	9:33:48.515
3	1:05.381	+0.059	9:34:53.896
4	1:05.861	+0.539	9:35:59.757
5	1:06.475	+1.153	9:37:06.232
6	1:06.358	+1.036	9:38:12.590
7	<b>1:05.322</b>		9:39:17.912

<b>(243) Urban Lah</b>			
1	1:06.032	+0.667	9:32:55.005
2	1:05.720	+0.355	9:34:00.725
3	1:05.483	+0.118	9:35:06.208
4	<b>1:05.365</b>		9:36:11.573
5	1:07.374	+2.009	9:37:18.947
6	1:05.604	+0.239	9:38:24.551
7	1:05.530	+0.165	9:39:30.081

<b>(208) Antoine Barthon</b>			
1	1:06.972	+1.591	9:32:40.816
2	<b>1:05.381</b>		9:33:46.197
3	1:05.816	+0.435	9:34:52.013

4	1:05.646	+0.265	9:35:57.659
5	1:05.571	+0.190	9:37:03.230
6	1:05.829	+0.448	9:38:09.059
7	1:07.298	+1.917	9:39:16.357
8	1:05.440	+0.059	9:40:21.797

<b>(247) Ramon Rietveld</b>			
1	1:06.303	+0.833	9:33:01.547
2	1:05.827	+0.357	9:34:07.374
3	1:05.663	+0.193	9:35:13.037
4	<b>1:05.470</b>		9:36:18.507
5	1:05.640	+0.170	9:37:24.147
6	1:05.624	+0.154	9:38:29.771

<b>(236) Ludvig Morin</b>			
1	1:06.547	+1.017	9:32:41.448
2	<b>1:05.530</b>		9:33:46.978
3	1:05.711	+0.181	9:34:52.689
4	1:05.817	+0.287	9:35:58.506
5	1:07.011	+1.481	9:37:05.517
6	1:07.307	+1.777	9:38:12.824
7	1:05.586	+0.056	9:39:18.410

<b>(250) George Williams</b>			
1	1:07.708	+2.140	9:32:41.940
2	1:06.028	+0.460	9:33:47.968
3	<b>1:05.568</b>		9:34:53.536
4	1:05.999	+0.431	9:35:59.535
5	1:06.227	+0.659	9:37:05.762
6	1:06.446	+0.878	9:38:12.208
7	1:05.961	+0.393	9:39:18.169
8	1:05.989	+0.421	9:40:24.158

<b>(242) Jules Cousin</b>			
1	1:06.452	+0.879	9:32:38.923
2	1:06.172	+0.599	9:33:45.095
3	1:05.599	+0.026	9:34:50.694
4	1:05.747	+0.174	9:35:56.441
5	<b>1:05.573</b>		9:37:02.014
6	1:07.428	+1.855	9:38:09.442
7	1:05.811	+0.238	9:39:15.253
8	1:05.636	+0.063	9:40:20.889

<b>(238) Katerina Zurkova</b>			
1	1:07.530	+1.949	9:32:52.646
2	1:06.389	+0.808	9:33:59.035
3	1:06.003	+0.422	9:35:05.038
4	1:05.707	+0.126	9:36:10.745
5	1:06.792	+1.211	9:37:17.537
6	<b>1:05.581</b>		9:38:23.118
7	1:06.185	+0.604	9:39:29.303
8	1:05.798	+0.217	9:40:35.101

<b>(232) Harry Drysdale</b>			
1	1:06.802	+1.158	9:32:40.100
2	1:05.919	+0.275	9:33:46.019
3	1:06.433	+0.789	9:34:52.452
4	1:05.756	+0.112	9:35:58.208
5	1:08.338	+2.694	9:37:06.546
6	1:06.791	+1.147	9:38:13.337
7	<b>1:05.644</b>		9:39:18.981

<b>(252) Joao Soares</b>			
1	1:08.165	+2.357	9:32:37.864
2	1:07.310	+1.502	9:33:45.174
3	1:06.154	+0.346	9:34:51.328

4	1:06.243	+0.435	9:35:57.571
5	1:06.267	+0.459	9:37:03.838
6	1:06.047	+0.239	9:38:09.885
7	<b>1:05.808</b>		9:39:15.693
8	1:06.419	+0.611	9:40:22.112

<b>(235) Jonas Fors</b>			
1	1:06.975	+0.906	9:32:39.662
2	<b>1:06.069</b>		9:33:45.731
3	1:06.909	+0.840	9:34:52.640
4	2:38.222	+1:32.153	9:37:30.862
5	1:06.136	+0.067	9:38:36.998
6	1:06.272	+0.203	9:39:43.270
7	1:06.252	+0.183	9:40:49.522

<b>(230) David Agerstig</b>			
1	1:07.551	+1.454	9:32:45.752
2	1:06.593	+0.496	9:33:52.345
3	1:06.495	+0.398	9:34:58.840
4	<b>1:06.097</b>		9:36:04.937
5	1:06.413	+0.316	9:37:11.350
6	1:06.854	+0.757	9:38:18.204
7	1:06.645	+0.548	9:39:24.849

<b>(229) Dmitrij Rimashevskij</b>			
1	1:09.203	+3.082	9:32:42.261
2	1:07.052	+0.931	9:33:49.313
3	1:06.235	+0.114	9:34:55.548
4	1:06.637	+0.516	9:36:02.185
5	1:06.550	+0.429	9:37:08.735
6	<b>1:06.121</b>		9:38:14.856
7	1:06.299	+0.178	9:39:21.155

<b>(402) Mikko Laine</b>			
1	1:07.905	+1.556	9:32:48.864
2	1:06.951	+0.602	9:33:55.815
3	1:06.715	+0.366	9:35:02.530
4	1:06.695	+0.346	9:36:09.225
5	1:06.554	+0.205	9:37:15.779
6	<b>1:06.349</b>		9:38:22.128
7	1:06.430	+0.081	9:39:28.558
8	1:07.295	+0.946	9:40:35.853

<b>(403) Florent Lambert</b>			
1	1:08.487	+1.960	9:32:49.377
2	1:07.231	+0.704	9:33:56.608
3	1:06.973	+0.446	9:35:03.581
4	1:06.915	+0.388	9:36:10.496
5	1:07.585	+1.058	9:37:18.081
6	1:06.709	+0.182	9:38:24.790
7	<b>1:06.527</b>		9:39:31.317
8	1:06.823	+0.296	9:40:38.140

<b>(244) Christian Sorensen</b>			
1	1:07.737	+0.199	9:32:49.802
2	<b>1:07.538</b>		9:33:57.340

<b>(405) Maxim Shaposhnikov</b>			
1	1:08.803	+1.019	9:36:44.075
2	1:08.006	+0.222	9:37:52.081
3	1:07.825	+0.041	9:38:59.906
4	<b>1:07.784</b>		9:40:07.690





# ROTAX MAX Winter Cup Campillos

ROTAX Seniors / Masters

Campillos / Spain 1,588 Km

RACE 2 Qualifying Heat 1 A+B

2011-02-12 10:40

Race (10 Laps) started at 10:43:26


- NEW -

Pos	No.	Name	Nat.	Chassis	Race Team	Laps	Total Tm	Diff	Best Tm	In Lap	km/h	Points
1	209	Ferenc Kancsar	AUT	Intrepid	Intrepid Force Rotax	10	10:52.729		1:04.890	7	88,100	0
2	226	Aavo Talvar	EST	Intrepid	Talvar Racing	10	10:53.525	0.796	1:04.931	5	88,044	2
3	204	Tom Fawcett	GBR	Birel	Kalman Motorsport	10	10:53.597	0.868	1:04.789	5	88,237	3
4	249	Sean Babington	GBR	Alonso	Dan Holland Racing	10	10:53.668	0.939	1:04.871	5	88,126	4
5	248	Jack Dex	GBR	Alonso	Dan Holland Racing	10	10:54.557	1.828	1:04.858	5	88,143	5
6	240	Sandro Lukovic	AUT	Birel	Kalman Motorsport	10	10:55.354	2.625	1:04.969	6	87,993	6
7	212	Luke Haynes	GBR	Tonykart	Torq Motorsport	10	10:55.605	2.876	1:05.013	9	87,933	7
8	255	Stefan Riener	AUT	Intrepid	Intrepid Force Rotax	10	10:57.962	5.233	1:05.003	6	87,947	8
9	234	Luis Silva	POR	Kosmic	RS Racing Team	10	10:59.349	6.620	1:05.070	5	87,856	9
10	251	Valter Rosario	POR	Tonykart	Tonykart Portugal	10	11:01.124	8.395	1:05.075	9	87,849	10
11	257	Romain Mange	FRA	Tonykart	MD Competition	10	11:02.652	9.923	1:05.356	8	87,472	11
12	241	Michael Cool	BEL	Tonykart	Bouvin Power	10	11:03.545	10.816	1:05.134	8	87,770	12
13	221	Vladislav Kurakin	RUS	MS Kart	MS Kart Racing Team	10	11:03.795	11.066	1:05.166	7	87,727	13
14	227	Evangelos Gavalas	GRE	Birel	Kalman Motorsport	10	11:06.507	13.778	1:05.197	5	87,685	14
15	224	Georgii Efrossinin	RUS	Sodi	SRT	10	11:09.099	16.370	1:05.662	5	87,064	15
16	220	Chad Van Beurden	RSA	Birel	Kalman Motorsport	10	11:17.037	24.308	1:05.139	3	87,763	16
17	216	Niki Laa	AUT	Birel	Kalman Motorsport	10	11:18.337	25.608	1:06.107	5	86,478	17
18	416	Manuel Carrera	ESP	Intrepid		10	11:19.312	26.583	1:06.259	8	86,280	18
19	228	Sandor Jakab	SVK	Birel	Kalman Motorsport	10	11:21.802	29.073	1:05.516	5	87,258	19
20	225	Alex Engblom	SWE	Tonykart	Sodakart.SE		1.074	10 Laps		0	-	20
21	417	Igor Mukhin	RUS	Tonykart			1.320	10 Laps		0	-	21
Not classified												
DQ	246	Marta Moreira	POR	Intrepid	Cabo Mundo	10	10:58.841	DQ	1:05.114	6	87,797	24

## Announcements

These results are provisional until the conclusion of any judicial and technical matters  
 Started: 22      Classified: 21      Not classified: 1  
 No 246 excluded from the whole meeting / reason non technical conformity

Margin of Victory	Ø km/h	Best Lap Tm	km/h	Best Lap by
0.796	87,583	1:04.789	88,237	204 - Tom Fawcett

Timekeeping Ingrid and Meik Wagner:  Clerk of the course Nigel Edwards: [www.mylaps.com](http://www.mylaps.com)  
 Steward (Chairman) Olivier Steveny: Chief Scrutineer Paul Klaassen: Licensed to: Motorsport Events  
 Printed: 2011-02-12 11:51:34 posted at: h



# ROTAX MAX Winter Cup Campillos

ROTAX Seniors / Masters

Campillos / Spain 1,588 Km

RACE 2 Qualifying Heat 1 A+B

2011-02-12 10:40

Race (10 Laps) started at 10:43:26

Lap	Lap Tm	Diff	Time of Day
<b>(209) Ferenc Kancsar</b>			
1	1:06.771	+1.881	10:44:33.770
2	1:05.648	+0.758	10:45:39.418
3	1:05.151	+0.261	10:46:44.569
4	1:04.971	+0.081	10:47:49.540
5	1:04.986	+0.096	10:48:54.526
6	1:05.047	+0.157	10:49:59.573
7	<b>1:04.890</b>		10:51:04.463
8	1:05.000	+0.110	10:52:09.463
9	1:05.031	+0.141	10:53:14.494
10	1:05.234	+0.344	10:54:19.728

<b>(226) Aavo Talvar</b>			
1	1:07.179	+2.248	10:44:34.288
2	1:05.333	+0.402	10:45:39.621
3	1:05.382	+0.451	10:46:45.003
4	1:04.993	+0.062	10:47:49.996
5	<b>1:04.931</b>		10:48:54.927
6	1:04.940	+0.009	10:49:59.867
7	<b>1:04.931</b>		10:51:04.798
8	1:05.016	+0.085	10:52:09.814
9	1:05.011	+0.080	10:53:14.825
10	1:05.699	+0.768	10:54:20.524

<b>(204) Tom Fawcett</b>			
1	1:07.942	+3.153	10:44:35.158
2	1:05.742	+0.953	10:45:40.900
3	1:05.083	+0.294	10:46:45.983
4	1:04.979	+0.190	10:47:50.962
5	<b>1:04.789</b>		10:48:55.751
6	1:04.827	+0.038	10:50:00.578
7	1:04.850	+0.061	10:51:05.428
8	1:04.802	+0.013	10:52:10.230
9	1:04.804	+0.015	10:53:15.034
10	1:05.562	+0.773	10:54:20.596

<b>(249) Sean Babington</b>			
1	1:07.880	+3.009	10:44:35.093
2	1:05.362	+0.491	10:45:40.455
3	1:05.060	+0.189	10:46:45.515
4	1:04.903	+0.032	10:47:50.418
5	<b>1:04.871</b>		10:48:55.289
6	<b>1:04.871</b>		10:50:00.160
7	1:04.965	+0.094	10:51:05.125
8	1:05.221	+0.350	10:52:10.346
9	1:05.085	+0.214	10:53:15.431
10	1:05.236	+0.365	10:54:20.667

<b>(248) Jack Dex</b>			
1	1:08.017	+3.159	10:44:35.332
2	1:05.893	+1.035	10:45:41.225
3	1:05.131	+0.273	10:46:46.356
4	1:04.860	+0.002	10:47:51.216
5	<b>1:04.858</b>		10:48:56.074
6	1:05.106	+0.248	10:50:01.180
7	1:05.110	+0.252	10:51:06.290
8	1:05.021	+0.163	10:52:11.311
9	1:05.107	+0.249	10:53:16.418
10	1:05.138	+0.280	10:54:21.556

<b>(240) Sandro Lukovic</b>			
1	1:07.591	+2.622	10:44:34.885
2	1:06.485	+1.516	10:45:41.370
3	1:05.222	+0.253	10:46:46.592
4	1:05.146	+0.177	10:47:51.738

5	1:05.021	+0.052	10:48:56.759
6	<b>1:04.969</b>		10:50:01.728
7	1:04.981	+0.012	10:51:06.709
8	1:05.122	+0.153	10:52:11.831
9	1:05.190	+0.221	10:53:17.021
10	1:05.332	+0.363	10:54:22.353

<b>(212) Luke Haynes</b>			
1	1:08.455	+3.442	10:44:35.982
2	1:05.724	+0.711	10:45:41.706
3	1:05.138	+0.125	10:46:46.844
4	1:05.142	+0.129	10:47:51.986
5	1:05.019	+0.006	10:48:57.005
6	1:05.121	+0.108	10:50:02.126
7	1:05.024	+0.011	10:51:07.150
8	1:05.232	+0.219	10:52:12.382
9	<b>1:05.013</b>		10:53:17.395
10	1:05.209	+0.196	10:54:22.604

<b>(255) Stefan Riener</b>			
1	1:10.478	+5.475	10:44:38.373
2	1:05.544	+0.541	10:45:43.917
3	1:05.224	+0.221	10:46:49.141
4	1:05.097	+0.094	10:47:54.238
5	1:05.131	+0.128	10:48:59.369
6	<b>1:05.003</b>		10:50:04.372
7	1:05.192	+0.189	10:51:09.564
8	1:05.233	+0.230	10:52:14.797
9	1:05.028	+0.025	10:53:19.825
10	1:05.136	+0.133	10:54:24.961

<b>(246) Marta Moreira</b>			
1	1:08.580	+3.466	10:44:36.334
2	1:05.789	+0.675	10:45:42.123
3	1:05.768	+0.654	10:46:47.891
4	1:05.876	+0.762	10:47:53.767
5	1:05.794	+0.680	10:48:59.561
6	<b>1:05.114</b>		10:50:04.675
7	1:05.263	+0.149	10:51:09.938
8	1:05.325	+0.211	10:52:15.263
9	1:05.210	+0.096	10:53:20.473
10	1:05.367	+0.253	10:54:25.840

<b>(234) Luis Silva</b>			
1	1:10.156	+5.086	10:44:37.958
2	1:06.338	+1.268	10:45:44.296
3	1:05.400	+0.330	10:46:49.696
4	1:05.116	+0.046	10:47:54.812
5	<b>1:05.070</b>		10:48:59.882
6	1:05.207	+0.137	10:50:05.089
7	1:05.213	+0.143	10:51:10.302
8	1:05.322	+0.252	10:52:15.624
9	1:05.238	+0.168	10:53:20.862
10	1:05.486	+0.416	10:54:26.348

<b>(251) Valter Rosario</b>			
1	1:12.312	+7.237	10:44:40.368
2	1:05.734	+0.659	10:45:46.102
3	1:05.196	+0.121	10:46:51.298
4	1:05.099	+0.024	10:47:56.397
5	1:05.175	+0.100	10:49:01.572
6	1:05.857	+0.782	10:50:07.429
7	1:05.099	+0.024	10:51:12.528
8	1:05.303	+0.228	10:52:17.831
9	<b>1:05.075</b>		10:53:22.906
10	1:05.217	+0.142	10:54:28.123

<b>(257) Romain Mange</b>			
1	1:10.726	+5.370	10:44:38.854
2	1:06.019	+0.663	10:45:44.873
3	1:05.704	+0.348	10:46:50.577
4	1:05.407	+0.051	10:47:55.984
5	1:05.469	+0.113	10:49:01.453
6	1:06.130	+0.774	10:50:07.583
7	1:05.511	+0.155	10:51:13.094
8	<b>1:05.356</b>		10:52:18.450
9	1:05.555	+0.199	10:53:24.005
10	1:05.646	+0.290	10:54:29.651

<b>(241) Michael Cool</b>			
1	1:15.180	+10.046	10:44:42.895
2	1:05.576	+0.442	10:45:48.471
3	1:05.198	+0.064	10:46:53.669
4	1:05.341	+0.207	10:47:59.010
5	1:05.346	+0.212	10:49:04.356
6	1:05.256	+0.122	10:50:09.612
7	1:05.227	+0.093	10:51:14.839
8	<b>1:05.134</b>		10:52:19.973
9	1:05.342	+0.208	10:53:25.315
10	1:05.229	+0.095	10:54:30.544

<b>(221) Vladislav Kurakin</b>			
1	1:14.393	+9.227	10:44:42.366
2	1:06.182	+1.016	10:45:48.548
3	1:05.413	+0.247	10:46:53.961
4	1:05.290	+0.124	10:47:59.251
5	1:05.323	+0.157	10:49:04.574
6	1:05.180	+0.014	10:50:09.754
7	<b>1:05.166</b>		10:51:14.920
8	1:05.216	+0.050	10:52:20.136
9	1:05.469	+0.303	10:53:25.605
10	1:05.189	+0.023	10:54:30.794

<b>(227) Evangelos Gavalas</b>			
1	1:17.023	+11.826	10:44:44.905
2	1:05.745	+0.548	10:45:50.650
3	1:05.248	+0.051	10:46:55.898
4	1:05.294	+0.097	10:48:01.192
5	<b>1:05.197</b>		10:49:06.389
6	1:05.251	+0.054	10:50:11.640
7	1:05.677	+0.480	10:51:17.317
8	1:05.270	+0.073	10:52:22.587
9	1:05.423	+0.226	10:53:28.010
10	1:05.496	+0.299	10:54:33.506

<b>(224) Georgii Efrassinin</b>			
1	1:11.629	+5.967	10:44:40.012
2	1:06.654	+0.992	10:45:46.666
3	1:06.270	+0.608	10:46:52.936
4	1:06.454	+0.792	10:47:59.390
5	<b>1:05.662</b>		10:49:05.052
6	1:06.178	+0.516	10:50:11.230
7	1:06.278	+0.616	10:51:17.508
8	1:05.861	+0.199	10:52:23.369
9	1:06.447	+0.785	10:53:29.816
10	1:06.282	+0.620	10:54:36.098

<b>(220) Chad Van Beurden</b>			
1	1:28.409	+23.270	10:44:55.980
2	1:05.707	+0.568	10:46:01.687
3	<b>1:05.139</b>		10:47:06.826
4	1:05.320	+0.181	10:48:12.146

Timekeeping Ingrid and Meik Wagner:

Clerk of the course Nigel Edwards:

[www.mylaps.com](http://www.mylaps.com)

Steward (Chairman) Olivier Stevny:

Chief Scrutineer Paul Klaassen:

Licensed to: Motorsport Events



# ROTAX MAX Winter Cup Campillos

ROTAX Seniors / Masters

Campillos / Spain 1,588 Km

RACE 2 Qualifying Heat 1 A+B

2011-02-12 10:40

Race (10 Laps) started at 10:43:26

Lap	Lap Tm	Diff	Time of Day
5	1:05.274	+0.135	10:49:17.420
6	1:05.396	+0.257	10:50:22.816
7	1:05.186	+0.047	10:51:28.002
8	1:05.185	+0.046	10:52:33.187
9	1:05.402	+0.263	10:53:38.589
10	1:05.447	+0.308	10:54:44.036

(216) Niki Laa

Lap	Lap Tm	Diff	Time of Day
1	1:19.734	+13.627	10:44:47.118
2	1:06.954	+0.847	10:45:54.072
3	1:06.455	+0.348	10:47:00.527
4	1:06.450	+0.343	10:48:06.977
5	<b>1:06.107</b>		10:49:13.084
6	1:06.857	+0.750	10:50:19.941
7	1:06.229	+0.122	10:51:26.170
8	1:06.380	+0.273	10:52:32.550
9	1:06.474	+0.367	10:53:39.024
10	1:06.312	+0.205	10:54:45.336

(416) Manuel Carrera

Lap	Lap Tm	Diff	Time of Day
1	1:16.225	+9.966	10:44:44.851
2	1:07.597	+1.338	10:45:52.448
3	1:06.714	+0.455	10:46:59.162
4	1:07.008	+0.749	10:48:06.170
5	1:06.531	+0.272	10:49:12.701
6	1:07.428	+1.169	10:50:20.129
7	1:06.429	+0.170	10:51:26.558
8	<b>1:06.259</b>		10:52:32.817
9	1:07.010	+0.751	10:53:39.827
10	1:06.484	+0.225	10:54:46.311

(228) Sandor Jakab

Lap	Lap Tm	Diff	Time of Day
1	1:29.057	+23.541	10:44:56.533
2	1:05.847	+0.331	10:46:02.380
3	1:06.460	+0.944	10:47:08.840
4	1:05.632	+0.116	10:48:14.472
5	<b>1:05.516</b>		10:49:19.988
6	1:05.532	+0.016	10:50:25.520
7	1:05.905	+0.389	10:51:31.425
8	1:05.815	+0.299	10:52:37.240
9	1:05.754	+0.238	10:53:42.994
10	1:05.807	+0.291	10:54:48.801

Lap	Lap Tm	Diff	Time of Day
-----	--------	------	-------------

Lap	Lap Tm	Diff	Time of Day
-----	--------	------	-------------

Timekeeping Ingrid and Meik Wagner:



Clerk of the course Nigel Edwards:

Steward (Chairman) Olivier Steveny:

Chief Scrutineer Paul Klaassen:

[www.mylaps.com](http://www.mylaps.com)



# ROTAX MAX Winter Cup Campillos

ROTAX Seniors / Masters

Campillos / Spain 1,588 Km

RACE 3 Qualifying Heat 2 C+D

2011-02-12 11:00

Race (10 Laps) started at 11:03:59

Pos	No.	Name	Nat.	Chassis	Race Team	Laps	Total Tm	Diff	Best Tm	In Lap	km/h	Points
1	237	Bas de Laat	NED	Gillard	VZ Racing	10	10:55.764		1:05.197	9	87,685	0
2	245	Matija Jurkovic	SLO	Intrepid	MLM Racing Team	10	10:57.002	1.238	1:05.003	7	87,947	2
3	208	Antoine Barthon	FRA	Tonykart	MD Competition	10	10:57.089	1.325	1:04.894	6	88,094	3
4	203	Mats Van Den Brand	NED	Intrepid	Intrepid Force Rotax	10	10:57.776	2.012	1:04.799	7	88,224	4
5	239	Jiri Forman	CZE	MS Kart	MS Kart Racing Team	10	10:57.924	2.160	1:04.795	7	88,229	5
6	247	Ramon Rietveld	NED	Intrepid	Team TKP	10	10:58.155	2.391	1:05.218	5	87,657	6
7	233	Jake Ball	GBR	Tonykart	RL Racing Dept Ltd	10	11:00.697	4.933	1:05.094	6	87,824	7
8	243	Urban Lah	SLO	Intrepid	MLM Racing Team	10	11:00.835	5.071	1:04.903	6	88,082	8
9	231	Ricardo Romkema	NED	Intrepid	Team TKP	10	11:01.012	5.248	1:05.040	4	87,897	9
10	242	Jules Cousin	FRA	FA Kart	DSS Kart	10	11:01.220	5.456	1:04.917	4	88,063	10
11	236	Ludvig Morin	SWE	Kosmic	Sodakart. SE	10	11:01.580	5.816	1:05.150	5	87,748	11
12	230	David Agerstig	SWE	Sodi	Nivo Karting	10	11:03.106	7.342	1:05.215	8	87,661	12
13	232	Harry Drysdale	GBR	Alonso	Dan Holland Racing	10	11:04.722	8.958	1:05.319	8	87,521	13
14	252	Joao Soares	POR	Tonykart	Tonykart Portugal	10	11:04.796	9.032	1:05.271	8	87,586	14
15	229	Dmitrij Rimashevskij	BLR	Gillard	Kika Motorsport	10	11:04.949	9.185	1:05.304	8	87,541	15
16	250	George Williams	GBR	Alonso	Dan Holland Racing	10	11:05.193	9.429	1:05.364	4	87,461	16
17	402	Mikko Laine	FIN	Parolin	Formula K Belgium	10	11:10.752	14.988	1:06.180	5	86,383	17
18	403	Florent Lambert	GBR	Tonykart	Tatum Racing	10	11:15.086	19.322	1:06.541	7	85,914	18
19	405	Maxim Shaposhnikov	RUS	FA Kart		10	11:18.871	23.107	1:06.793	3	85,590	19
20	238	Katerina Zurkova	CZE	MS Kart	MS Kart Racing Team		0.580	10 Laps		0	-	20
21	244	Christian Sorensen	DEN	First Kart	First Kart s.r.l		0.882	10 Laps		0	-	21
22	235	Jonas Fors	SWE	Tonykart	Sodakart. SE		0.959	10 Laps		0	-	22

## Announcements

These results are provisional until the conclusion of any judicial and technical matters

Started: 22      Classified: 22      Not classified: 0

Margin of Victory	Ø km/h	Best Lap Tm	km/h	Best Lap by
1.238	87,178	1:04.795	88,229	239 - Jiri Forman

Official Timing [www.camp-company.de](http://www.camp-company.de) / [www.motorsport-events.se](http://www.motorsport-events.se)

Orbits

Timekeeping Ingrid and Meik Wagner:

Clerk of the course Nigel Edwards:

[www.mylaps.com](http://www.mylaps.com)

Steward (Chairman) Olivier Steveny:

Chief Scrutineer Paul Klaassen:

Licensed to: Motorsport Events

Printed: 2011-02-12 11:15:53

posted at:

h





# ROTAX MAX Winter Cup Campillos

ROTAX Seniors / Masters

Campillos / Spain 1,588 Km

RACE 3 Qualifying Heat 2 C+D

2011-02-12 11:00

Race (10 Laps) started at 11:03:59

Lap	Lap Tm	Diff	Time of Day
<b>(237) Bas de Laat</b>			
1	1:06.854	+1.657	11:05:06.251
2	1:06.045	+0.848	11:06:12.296
3	1:05.550	+0.353	11:07:17.846
4	1:05.408	+0.211	11:08:23.254
5	1:05.296	+0.099	11:09:28.550
6	1:05.400	+0.203	11:10:33.950
7	1:05.253	+0.056	11:11:39.203
8	1:05.356	+0.159	11:12:44.559
9	<b>1:05.197</b>		11:13:49.756
10	1:05.405	+0.208	11:14:55.161

<b>(245) Matija Jurkovic</b>			
1	1:07.978	+2.975	11:05:07.568
2	1:05.927	+0.924	11:06:13.495
3	1:05.498	+0.495	11:07:18.993
4	1:05.356	+0.353	11:08:24.349
5	1:05.121	+0.118	11:09:29.470
6	1:05.231	+0.228	11:10:34.701
7	<b>1:05.003</b>		11:11:39.704
8	1:05.378	+0.375	11:12:45.082
9	1:05.529	+0.526	11:13:50.611
10	1:05.788	+0.785	11:14:56.399

<b>(208) Antoine Barthon</b>			
1	1:08.513	+3.619	11:05:08.281
2	1:05.959	+1.065	11:06:14.240
3	1:05.216	+0.322	11:07:19.456
4	1:05.097	+0.203	11:08:24.553
5	1:05.579	+0.685	11:09:30.132
6	<b>1:04.894</b>		11:10:35.026
7	1:04.900	+0.006	11:11:39.926
8	1:05.339	+0.445	11:12:45.265
9	1:05.096	+0.202	11:13:50.361
10	1:06.125	+1.231	11:14:56.486

<b>(203) Mats Van Den Brand</b>			
1	1:09.075	+4.276	11:05:09.020
2	1:06.268	+1.469	11:06:15.288
3	1:05.258	+0.459	11:07:20.546
4	1:05.057	+0.258	11:08:25.603
5	1:04.959	+0.160	11:09:30.562
6	1:05.265	+0.466	11:10:35.827
7	<b>1:04.799</b>		11:11:40.626
8	1:05.457	+0.658	11:12:46.083
9	1:05.584	+0.785	11:13:51.667
10	1:05.506	+0.707	11:14:57.173

<b>(239) Jiri Forman</b>			
1	1:08.793	+3.998	11:05:08.476
2	1:06.339	+1.544	11:06:14.815
3	1:05.215	+0.420	11:07:20.030
4	1:04.895	+0.100	11:08:24.925
5	1:05.564	+0.769	11:09:30.489
6	1:05.067	+0.272	11:10:35.556
7	<b>1:04.795</b>		11:11:40.351
8	1:05.848	+1.053	11:12:46.199
9	1:05.543	+0.748	11:13:51.742
10	1:05.579	+0.784	11:14:57.321

<b>(247) Ramon Rietveld</b>			
1	1:07.248	+2.030	11:05:06.748
2	1:06.044	+0.826	11:06:12.792
3	1:05.437	+0.219	11:07:18.229
4	1:05.555	+0.337	11:08:23.784

Lap	Lap Tm	Diff	Time of Day
5	<b>1:05.218</b>		11:09:29.002
6	1:05.286	+0.068	11:10:34.288
7	1:05.227	+0.009	11:11:39.515
8	1:06.483	+1.265	11:12:45.998
9	1:05.817	+0.599	11:13:51.815
10	1:05.737	+0.519	11:14:57.552

<b>(233) Jake Ball</b>			
1	1:08.393	+3.299	11:05:08.149
2	1:07.000	+1.906	11:06:15.149
3	1:05.596	+0.502	11:07:20.745
4	1:05.144	+0.050	11:08:25.889
5	1:05.213	+0.119	11:09:31.102
6	<b>1:05.094</b>		11:10:36.196
7	1:05.211	+0.117	11:11:41.407
8	1:05.497	+0.403	11:12:46.904
9	1:05.677	+0.583	11:13:52.581
10	1:07.513	+2.419	11:15:00.094

<b>(243) Urban Lah</b>			
1	1:09.131	+4.228	11:05:08.993
2	1:06.596	+1.693	11:06:15.589
3	1:06.199	+1.296	11:07:21.788
4	1:05.044	+0.141	11:08:26.832
5	1:04.920	+0.017	11:09:31.752
6	<b>1:04.903</b>		11:10:36.655
7	1:05.069	+0.166	11:11:41.724
8	1:05.504	+0.601	11:12:47.228
9	1:05.428	+0.525	11:13:52.656
10	1:07.576	+2.673	11:15:00.232

<b>(231) Ricardo Romkema</b>			
1	1:09.861	+4.821	11:05:10.148
2	1:05.750	+0.710	11:06:15.898
3	1:06.128	+1.088	11:07:22.026
4	<b>1:05.040</b>		11:08:27.066
5	1:05.177	+0.137	11:09:32.243
6	1:05.235	+0.195	11:10:37.478
7	1:05.129	+0.089	11:11:42.607
8	1:05.369	+0.329	11:12:47.976
9	1:05.232	+0.192	11:13:53.208
10	1:07.201	+2.161	11:15:00.409

<b>(242) Jules Cousin</b>			
1	1:08.419	+3.502	11:05:08.101
2	1:07.569	+2.652	11:06:15.670
3	1:05.785	+0.868	11:07:21.455
4	<b>1:04.917</b>		11:08:26.372
5	1:04.991	+0.074	11:09:31.363
6	1:05.103	+0.186	11:10:36.466
7	1:05.555	+0.638	11:11:42.021
8	1:05.420	+0.503	11:12:47.441
9	1:05.340	+0.423	11:13:52.781
10	1:07.836	+2.919	11:15:00.617

<b>(236) Ludvig Morin</b>			
1	1:11.964	+6.814	11:05:12.008
2	1:05.917	+0.767	11:06:17.925
3	1:05.723	+0.573	11:07:23.648
4	1:05.164	+0.014	11:08:28.812
5	<b>1:05.150</b>		11:09:33.962
6	1:05.412	+0.262	11:10:39.374
7	1:05.317	+0.167	11:11:44.691
8	1:05.386	+0.236	11:12:50.077
9	1:05.256	+0.106	11:13:55.333
10	1:05.644	+0.494	11:15:00.977

<b>(230) David Agerstig</b>			
1	1:12.585	+7.370	11:05:12.481
2	1:05.791	+0.576	11:06:18.272
3	1:05.936	+0.721	11:07:24.208
4	1:05.413	+0.198	11:08:29.621
5	1:05.368	+0.153	11:09:34.989
6	1:05.340	+0.125	11:10:40.329
7	1:05.240	+0.025	11:11:45.569
8	<b>1:05.215</b>		11:12:50.784
9	1:06.224	+1.009	11:13:57.008
10	1:05.495	+0.280	11:15:02.503

<b>(232) Harry Drysdale</b>			
1	1:09.828	+4.509	11:05:09.918
2	1:06.535	+1.216	11:06:16.453
3	1:07.534	+2.215	11:07:23.987
4	1:06.036	+0.717	11:08:30.023
5	1:05.454	+0.135	11:09:35.477
6	1:05.344	+0.025	11:10:40.821
7	1:05.478	+0.159	11:11:46.299
8	<b>1:05.319</b>		11:12:51.618
9	1:05.986	+0.667	11:13:57.604
10	1:06.515	+1.196	11:15:04.119

<b>(252) Joao Soares</b>			
1	1:11.198	+5.927	11:05:11.411
2	1:05.764	+0.493	11:06:17.175
3	1:06.948	+1.677	11:07:24.123
4	1:06.007	+0.736	11:08:30.130
5	1:05.547	+0.276	11:09:35.677
6	1:05.309	+0.038	11:10:40.986
7	1:05.549	+0.278	11:11:46.535
8	<b>1:05.271</b>		11:12:51.806
9	1:05.894	+0.623	11:13:57.700
10	1:06.493	+1.222	11:15:04.193

<b>(229) Dmitrij Rimashevskij</b>			
1	1:10.813	+5.509	11:05:10.935
2	1:05.857	+0.553	11:06:16.792
3	1:06.048	+0.744	11:07:22.840
4	1:05.570	+0.266	11:08:28.410
5	1:05.935	+0.631	11:09:34.345
6	1:05.551	+0.247	11:10:39.896
7	1:05.398	+0.094	11:11:45.294
8	<b>1:05.304</b>		11:12:50.598
9	1:06.912	+1.608	11:13:57.510
10	1:06.836	+1.532	11:15:04.346

<b>(250) George Williams</b>			
1	1:13.455	+8.091	11:05:13.874
2	1:06.324	+0.960	11:06:20.198
3	1:05.689	+0.325	11:07:25.887
4	<b>1:05.364</b>		11:08:31.251
5	1:05.416	+0.052	11:09:36.667
6	1:05.515	+0.151	11:10:42.182
7	1:05.518	+0.154	11:11:47.700
8	1:05.404	+0.040	11:12:53.104
9	1:05.761	+0.397	11:13:58.865
10	1:05.725	+0.361	11:15:04.590

<b>(402) Mikko Laine</b>			
1	1:11.984	+5.804	11:05:12.548
2	1:06.695	+0.515	11:06:19.243
3	1:06.718	+0.538	11:07:25.961
4	1:06.306	+0.126	11:08:32.267



# ROTAX MAX Winter Cup Campillos

ROTAX Seniors / Masters

Campillos / Spain 1,588 Km

RACE 3 Qualifying Heat 2 C+D

2011-02-12 11:00

Race (10 Laps) started at 11:03:59

Lap	Lap Tm	Diff	Time of Day
5	<b>1:06.180</b>		11:09:38.447
6	1:06.299	+0.119	11:10:44.746
7	1:06.378	+0.198	11:11:51.124
8	1:06.342	+0.162	11:12:57.466
9	1:06.322	+0.142	11:14:03.788
10	1:06.361	+0.181	11:15:10.149

(403) Florent Lambert

Lap	Lap Tm	Diff	Time of Day
1	1:12.839	+6.298	11:05:13.343
2	1:07.259	+0.718	11:06:20.602
3	1:06.831	+0.290	11:07:27.433
4	1:06.766	+0.225	11:08:34.199
5	1:06.707	+0.166	11:09:40.906
6	1:06.821	+0.280	11:10:47.727
7	<b>1:06.541</b>		11:11:54.268
8	1:06.755	+0.214	11:13:01.023
9	1:06.740	+0.199	11:14:07.763
10	1:06.720	+0.179	11:15:14.483

(405) Maxim Shaposhnikov

Lap	Lap Tm	Diff	Time of Day
1	1:12.525	+5.732	11:05:13.270
2	1:07.612	+0.819	11:06:20.882
3	<b>1:06.793</b>		11:07:27.675
4	1:06.954	+0.161	11:08:34.629
5	1:07.337	+0.544	11:09:41.966
6	1:07.008	+0.215	11:10:48.974
7	1:07.203	+0.410	11:11:56.177
8	1:07.295	+0.502	11:13:03.472
9	1:07.223	+0.430	11:14:10.695
10	1:07.573	+0.780	11:15:18.268

Lap	Lap Tm	Diff	Time of Day	Lap	Lap Tm	Diff	Time of Day

Timekeeping Ingrid and Meik Wagner:



Clerk of the course Nigel Edwards:

Steward (Chairman) Olivier Steveny:

Chief Scrutineer Paul Klaassen:

[www.mylaps.com](http://www.mylaps.com)



# ROTAX MAX Winter Cup Campillos

ROTAX Seniors / Masters

Campillos / Spain 1,588 Km

RACE- 6 Qualifying Heat 3 A+D

2011-02-12 13:40


Race (10 Laps) started at 13:43:01

Pos	No.	Name	Nat.	Chassis	Race Team	Laps	Total Tm	Diff	Best Tm	In Lap	km/h	Points
1	209	Ferenc Kancsar	AUT	Intrepid	Intrepid Force Rotax	10	10:53.823		1:05.107	5	87,806	0
2	208	Antoine Barthon	FRA	Tonykart	MD Competition	10	10:54.291	0.468	1:05.092	6	87,826	2
3	203	Mats Van Den Brand	NED	Intrepid	Intrepid Force Rotax	10	10:54.997	1.174	1:05.014	9	87,932	3
4	239	Jiri Forman	CZE	MS Kart	MS Kart Racing Team	10	10:55.060	1.237	1:05.021	6	87,922	4
5	243	Urban Lah	SLO	Intrepid	MLM Racing Team	10	10:56.641	2.818	1:05.117	6	87,793	5
6	204	Tom Fawcett	GBR	Birel	Kalman Motorsport	10	10:57.845	4.022	1:05.189	6	87,696	6
7	231	Ricardo Romkema	NED	Intrepid	Team TKP	10	10:57.989	4.166	1:05.228	7	87,643	7
8	226	Aavo Talvar	EST	Intrepid	Talvar Racing	10	10:58.054	4.231	1:05.118	6	87,791	8
9	250	George Williams	GBR	Alonso	Dan Holland Racing	10	10:59.986	6.163	1:05.182	5	87,705	9
10	240	Sandro Lukovic	AUT	Birel	Kalman Motorsport	10	11:00.727	6.904	1:05.156	5	87,740	10
11	236	Ludvig Morin	SWE	Kosmic	Sodakart. SE	10	11:02.189	8.366	1:05.507	4	87,270	11
12	216	Niki Laa	AUT	Birel	Kalman Motorsport	10	11:02.269	8.446	1:05.287	4	87,564	12
13	228	Sandor Jakab	SVK	Birel	Kalman Motorsport	10	11:02.610	8.787	1:05.401	5	87,412	13
14	229	Dmitrij Rimashevskij	BLR	Gillard	Kika Motorsport	10	11:06.850	13.027	1:05.742	4	86,958	14
15	220	Chad Van Beurden	RSA	Birel	Kalman Motorsport	10	11:06.882	13.059	1:05.308	4	87,536	15
16	252	Joao Soares	POR	Tonykart	Tonykart Portugal	10	11:07.744	13.921	1:05.449	7	87,347	16
17	227	Evangelos Gavalas	GRE	Birel	Kalman Motorsport	10	11:09.746	15.923	1:05.435	6	87,366	17
18	402	Mikko Laine	FIN	Parolin	Formula K Belgium	10	11:11.125	17.302	1:06.132	4	86,445	18
19	405	Maxim Shaposhnikov	RUS	FA Kart		10	11:22.345	28.522	1:07.024	3	85,295	19
20	224	Georgii Efrossinin	RUS	Sodi	SRT	10	11:24.046	30.223	1:06.478	4	85,995	20
21	225	Alex Engblom	SWE	Tonykart	Sodakart.SE	8	8:56.410	2 Laps	1:05.799	6	86,883	21
Not classified												
DQ	246	Marta Moreira	POR	Intrepid	Cabo Mundo				DQ	0	-	24

## Announcements

These results are provisional until the conclusion of any judicial and technical matters  
 No 246 excluded from the whole meeting / reason technical non conformity  
 Started: 21      Classified: 21      Not classified: 1

Margin of Victory	Ø km/h	Best Lap Tm	km/h	Best Lap by
0.468	87,437	1:05.014	87,932	203 - Mats Van Den Brand

Timekeeping Ingrid and Meik Wagner:  Clerk of the course Nigel Edwards: [www.mylaps.com](http://www.mylaps.com)  
 Steward (Chairman) Olivier Steveny: Chief Scrutineer Paul Klaassen: Licensed to: Motorsport Events  
 Printed: 2011-02-12 13:57:49      posted at:      h



# ROTAX MAX Winter Cup Campillos

ROTAX Seniors / Masters

Campillos / Spain 1,588 Km

RACE- 6 Qualifying Heat 3 A+D

2011-02-12 13:40

Race (10 Laps) started at 13:43:01

Lap	Lap Tm	Diff	Time of Day
<b>(209) Ferenc Kancsar</b>			
1	1:06.061	+0.954	13:44:07.424
2	1:05.652	+0.545	13:45:13.076
3	1:05.543	+0.436	13:46:18.619
4	1:05.220	+0.113	13:47:23.839
5	<b>1:05.107</b>		13:48:28.946
6	1:05.246	+0.139	13:49:34.192
7	1:05.180	+0.073	13:50:39.372
8	1:05.200	+0.093	13:51:44.572
9	1:05.322	+0.215	13:52:49.894
10	1:05.292	+0.185	13:53:55.186

Lap	Lap Tm	Diff	Time of Day
<b>(208) Antoine Barthou</b>			
1	1:06.777	+1.685	13:44:08.392
2	1:05.550	+0.458	13:45:13.942
3	1:05.572	+0.480	13:46:19.514
4	1:05.233	+0.141	13:47:24.747
5	1:05.134	+0.042	13:48:29.881
6	<b>1:05.092</b>		13:49:34.973
7	1:05.126	+0.034	13:50:40.099
8	1:05.174	+0.082	13:51:45.273
9	1:05.203	+0.111	13:52:50.476
10	1:05.178	+0.086	13:53:55.654

Lap	Lap Tm	Diff	Time of Day
<b>(203) Mats Van Den Brand</b>			
1	1:06.935	+1.921	13:44:08.750
2	1:05.473	+0.459	13:45:14.223
3	1:05.354	+0.340	13:46:19.577
4	1:05.601	+0.587	13:47:25.178
5	1:05.231	+0.217	13:48:30.409
6	1:05.165	+0.151	13:49:35.574
7	1:05.132	+0.118	13:50:40.706
8	1:05.173	+0.159	13:51:45.879
9	<b>1:05.014</b>		13:52:50.893
10	1:05.467	+0.453	13:53:56.360

Lap	Lap Tm	Diff	Time of Day
<b>(239) Jiri Forman</b>			
1	1:06.527	+1.506	13:44:08.053
2	1:05.566	+0.545	13:45:13.619
3	1:05.748	+0.727	13:46:19.367
4	1:05.490	+0.469	13:47:24.857
5	1:05.315	+0.294	13:48:30.172
6	<b>1:05.021</b>		13:49:35.193
7	1:05.135	+0.114	13:50:40.328
8	1:05.227	+0.206	13:51:45.555
9	1:05.215	+0.194	13:52:50.770
10	1:05.653	+0.632	13:53:56.423

Lap	Lap Tm	Diff	Time of Day
<b>(243) Urban Lah</b>			
1	1:08.178	+3.061	13:44:09.925
2	1:05.441	+0.324	13:45:15.366
3	1:05.398	+0.281	13:46:20.764
4	1:05.267	+0.150	13:47:26.031
5	1:05.339	+0.222	13:48:31.370
6	<b>1:05.117</b>		13:49:36.487
7	1:05.338	+0.221	13:50:41.825
8	1:05.218	+0.101	13:51:47.043
9	1:05.407	+0.290	13:52:52.450
10	1:05.554	+0.437	13:53:58.004

Lap	Lap Tm	Diff	Time of Day
<b>(204) Tom Fawcett</b>			
1	1:07.638	+2.449	13:44:09.311
2	1:05.379	+0.190	13:45:14.690
3	1:05.535	+0.346	13:46:20.225
4	1:05.522	+0.333	13:47:25.747

Lap	Lap Tm	Diff	Time of Day
5	1:05.290	+0.101	13:48:31.037
6	<b>1:05.189</b>		13:49:36.226
7	1:05.486	+0.297	13:50:41.712
8	1:05.859	+0.670	13:51:47.571
9	1:05.592	+0.403	13:52:53.163
10	1:06.045	+0.856	13:53:59.208

Lap	Lap Tm	Diff	Time of Day
<b>(231) Ricardo Romkema</b>			
1	1:08.393	+3.165	13:44:10.536
2	1:05.527	+0.299	13:45:16.063
3	1:05.357	+0.129	13:46:21.420
4	1:05.439	+0.211	13:47:26.859
5	1:05.304	+0.076	13:48:32.163
6	1:05.263	+0.035	13:49:37.426
7	<b>1:05.228</b>		13:50:42.654
8	1:05.583	+0.355	13:51:48.237
9	1:05.488	+0.260	13:52:53.725
10	1:05.627	+0.399	13:53:59.352

Lap	Lap Tm	Diff	Time of Day
<b>(226) Aavo Talvar</b>			
1	1:06.921	+1.803	13:44:08.475
2	1:05.941	+0.823	13:45:14.416
3	1:05.362	+0.244	13:46:19.778
4	1:06.319	+1.201	13:47:26.097
5	1:05.427	+0.309	13:48:31.524
6	<b>1:05.118</b>		13:49:36.642
7	1:05.298	+0.180	13:50:41.940
8	1:05.577	+0.459	13:51:47.517
9	1:05.535	+0.417	13:52:53.052
10	1:06.365	+1.247	13:53:59.417

Lap	Lap Tm	Diff	Time of Day
<b>(250) George Williams</b>			
1	1:09.381	+4.199	13:44:11.654
2	1:05.847	+0.665	13:45:17.501
3	1:05.421	+0.239	13:46:22.922
4	1:05.316	+0.134	13:47:28.238
5	<b>1:05.182</b>		13:48:33.420
6	1:05.764	+0.582	13:49:39.184
7	1:05.336	+0.154	13:50:44.520
8	1:05.555	+0.373	13:51:50.075
9	1:05.696	+0.514	13:52:55.771
10	1:05.578	+0.396	13:54:01.349

Lap	Lap Tm	Diff	Time of Day
<b>(240) Sandro Lukovic</b>			
1	1:09.791	+4.635	13:44:11.541
2	1:05.669	+0.513	13:45:17.210
3	1:05.491	+0.335	13:46:22.701
4	1:05.292	+0.136	13:47:27.993
5	<b>1:05.156</b>		13:48:33.149
6	1:06.421	+1.265	13:49:39.570
7	1:05.255	+0.099	13:50:44.825
8	1:06.061	+0.905	13:51:50.886
9	1:05.640	+0.484	13:52:56.526
10	1:05.564	+0.408	13:54:02.090

Lap	Lap Tm	Diff	Time of Day
<b>(236) Ludvig Morin</b>			
1	1:07.814	+2.307	13:44:09.716
2	1:06.530	+1.023	13:45:16.246
3	1:05.534	+0.027	13:46:21.780
4	<b>1:05.507</b>		13:47:27.287
5	1:05.563	+0.056	13:48:32.850
6	1:05.653	+0.146	13:49:38.503
7	1:05.588	+0.081	13:50:44.091
8	1:06.714	+1.207	13:51:50.805
9	1:06.371	+0.864	13:52:57.176
10	1:06.376	+0.869	13:54:03.552

Lap	Lap Tm	Diff	Time of Day
<b>(216) Niki Laa</b>			
1	1:10.836	+5.549	13:44:12.804
2	1:05.783	+0.496	13:45:18.587
3	1:05.461	+0.174	13:46:24.048
4	<b>1:05.287</b>		13:47:29.335
5	1:05.356	+0.069	13:48:34.691
6	1:05.667	+0.380	13:49:40.358
7	1:05.446	+0.159	13:50:45.804
8	1:05.544	+0.257	13:51:51.348
9	1:05.915	+0.628	13:52:57.263
10	1:06.369	+1.082	13:54:03.632

Lap	Lap Tm	Diff	Time of Day
<b>(228) Sandor Jakab</b>			
1	1:10.314	+4.913	13:44:12.376
2	1:05.823	+0.422	13:45:18.199
3	1:05.501	+0.100	13:46:23.700
4	1:05.467	+0.066	13:47:29.167
5	<b>1:05.401</b>		13:48:34.568
6	1:06.098	+0.697	13:49:40.666
7	1:05.497	+0.096	13:50:46.163
8	1:05.595	+0.194	13:51:51.758
9	1:05.740	+0.339	13:52:57.498
10	1:06.475	+1.074	13:54:03.973

Lap	Lap Tm	Diff	Time of Day
<b>(229) Dmitrij Rimashevskij</b>			
1	1:10.777	+5.035	13:44:12.751
2	1:06.543	+0.801	13:45:19.294
3	1:05.970	+0.228	13:46:25.264
4	<b>1:05.742</b>		13:47:31.006
5	1:06.184	+0.442	13:48:37.190
6	1:05.769	+0.027	13:49:42.959
7	1:05.929	+0.187	13:50:48.888
8	1:06.297	+0.555	13:51:55.185
9	1:06.034	+0.292	13:53:01.219
10	1:06.994	+1.252	13:54:08.213

Lap	Lap Tm	Diff	Time of Day
<b>(220) Chad Van Beurden</b>			
1	1:11.122	+5.814	13:44:13.265
2	1:08.270	+2.962	13:45:21.535
3	1:05.614	+0.306	13:46:27.149
4	<b>1:05.308</b>		13:47:32.457
5	1:05.715	+0.407	13:48:38.172
6	1:05.538	+0.230	13:49:43.710
7	1:05.558	+0.250	13:50:49.268
8	1:06.076	+0.768	13:51:55.344
9	1:06.029	+0.721	13:53:01.373
10	1:06.872	+1.564	13:54:08.245

Lap	Lap Tm	Diff	Time of Day
<b>(252) Joao Soares</b>			
1	1:10.731	+5.282	13:44:12.800
2	1:07.967	+2.518	13:45:20.767
3	1:05.845	+0.396	13:46:26.612
4	1:05.612	+0.163	13:47:32.224
5	1:06.207	+0.758	13:48:38.431
6	1:05.561	+0.112	13:49:43.992
7	<b>1:05.449</b>		13:50:49.441
8	1:08.145	+2.696	13:51:57.586
9	1:05.797	+0.348	13:53:03.383
10	1:05.724	+0.275	13:54:09.107

Lap	Lap Tm	Diff	Time of Day
<b>(227) Evangelos Gavalas</b>			
1	1:11.271	+5.836	13:44:13.619
2	1:07.978	+2.543	13:45:21.597
3	1:06.025	+0.590	13:46:27.622
4	1:05.540	+0.105	13:47:33.162



# ROTAX MAX Winter Cup Campillos

ROTAX Seniors / Masters

Campillos / Spain 1,588 Km

RACE- 6 Qualifying Heat 3 A+D

2011-02-12 13:40

Race (10 Laps) started at 13:43:01

Lap	Lap Tm	Diff	Time of Day
5	1:05.569	+0.134	13:48:38.731
6	<b>1:05.435</b>		13:49:44.166
7	1:05.545	+0.110	13:50:49.711
8	1:09.276	+3.841	13:51:58.987
9	1:06.194	+0.759	13:53:05.181
10	1:05.928	+0.493	13:54:11.109
<b>(402) Mikko Laine</b>			
1	1:11.323	+5.191	13:44:13.836
2	1:08.211	+2.079	13:45:22.047
3	1:06.367	+0.235	13:46:28.414
4	<b>1:06.132</b>		13:47:34.546
5	1:06.254	+0.122	13:48:40.800
6	1:06.252	+0.120	13:49:47.052
7	1:06.311	+0.179	13:50:53.363
8	1:06.281	+0.149	13:51:59.644
9	1:06.489	+0.357	13:53:06.133
10	1:06.355	+0.223	13:54:12.488
<b>(405) Maxim Shaposhnikov</b>			
1	1:11.621	+4.597	13:44:14.392
2	1:08.259	+1.235	13:45:22.651
3	<b>1:07.024</b>		13:46:29.675
4	1:07.672	+0.648	13:47:37.347
5	1:07.639	+0.615	13:48:44.986
6	1:07.689	+0.665	13:49:52.675
7	1:07.737	+0.713	13:51:00.412
8	1:07.547	+0.523	13:52:07.959
9	1:07.737	+0.713	13:53:15.696
10	1:08.012	+0.988	13:54:23.708
<b>(224) Georgii Efrossinin</b>			
1	1:10.420	+3.942	13:44:13.145
2	1:18.147	+11.669	13:45:31.292
3	1:07.394	+0.916	13:46:38.686
4	<b>1:06.478</b>		13:47:45.164
5	1:06.694	+0.216	13:48:51.858
6	1:06.524	+0.046	13:49:58.382
7	1:06.674	+0.196	13:51:05.056
8	1:06.771	+0.293	13:52:11.827
9	1:06.689	+0.211	13:53:18.516
10	1:06.893	+0.415	13:54:25.409
<b>(225) Alex Engblom</b>			
1	1:10.914	+5.115	13:44:13.649
2	1:08.147	+2.348	13:45:21.796
3	1:06.045	+0.246	13:46:27.841
4	1:06.099	+0.300	13:47:33.940
5	1:05.859	+0.060	13:48:39.799
6	<b>1:05.799</b>		13:49:45.598
7	1:05.805	+0.006	13:50:51.403
8	1:06.370	+0.571	13:51:57.773

Lap	Lap Tm	Diff	Time of Day
-----	--------	------	-------------

Lap	Lap Tm	Diff	Time of Day
-----	--------	------	-------------

Timekeeping Ingrid and Meik Wagner:



Clerk of the course Nigel Edwards:

Steward (Chairman) Olivier Steveny:

Chief Scrutineer Paul Klaassen:

[www.mylaps.com](http://www.mylaps.com)





# ROTAX MAX Winter Cup Campillos

ROTAX Seniors / Masters

Campillos / Spain 1,588 Km

RACE 7 Qualifying Heat 4 B+C

2011-02-12 14:00

Race (10 Laps) started at 14:03:25

Pos	No.	Name	Nat.	Chassis	Race Team	Laps	Total Tm	Diff	Best Tm	In Lap	km/h	Points
1	249	Sean Babington	GBR	Alonso	Dan Holland Racing	10	10:58.080		1:05.354	8	87,474	0
2	237	Bas de Laat	NED	Gillard	VZ Racing	10	10:58.452	0.372	1:05.400	5	87,413	2
3	255	Stefan Riener	AUT	Intrepid	Intrepid Force Rotax	10	10:59.124	1.044	1:05.237	5	87,631	3
4	247	Ramon Rietveld	NED	Intrepid	Team TKP	10	11:00.904	2.824	1:05.418	4	87,389	4
5	245	Matija Jurkovic	SLO	Intrepid	MLM Racing Team	10	11:02.232	4.152	1:04.924	7	88,054	5
6	248	Jack Dex	GBR	Alonso	Dan Holland Racing	10	11:02.385	4.305	1:05.381	5	87,438	6
7	233	Jake Ball	GBR	Tonykart	RL Racing Dept Ltd	10	11:02.511	4.431	1:05.530	4	87,239	7
8	212	Luke Haynes	GBR	Tonykart	Torq Motorsport	10	11:02.850	4.770	1:05.468	6	87,322	8
9	221	Vladislav Kurakin	RUS	MS Kart	MS Kart Racing Team	10	11:05.848	7.768	1:05.785	6	86,901	9
10	234	Luis Silva	POR	Kosmic	RS Racing Team	10	11:06.085	8.005	1:05.553	5	87,209	10
11	251	Valter Rosario	POR	Tonykart	Tonykart Portugal	10	11:06.323	8.243	1:05.619	6	87,121	11
12	238	Katerina Zurkova	CZE	MS Kart	MS Kart Racing Team	10	11:07.562	9.482	1:05.397	6	87,417	12
13	257	Romain Mange	FRA	Tonykart	MD Competition	10	11:07.637	9.557	1:05.708	6	87,003	13
14	235	Jonas Fors	SWE	Tonykart	Sodakart. SE	10	11:09.210	11.130	1:05.508	6	87,269	14
15	417	Igor Mukhin	RUS	Tonykart		10	11:10.004	11.924	1:05.702	4	87,011	15
16	244	Christian Sorensen	DEN	First Kart	First Kart s.r.l	10	11:10.297	12.217	1:05.731	10	86,973	16
17	232	Harry Drysdale	GBR	Alonso	Dan Holland Racing	10	11:10.843	12.763	1:05.718	4	86,990	17
18	241	Michael Cool	BEL	Tonykart	Bouvin Power	10	11:14.502	16.422	1:05.656	4	87,072	18
19	403	Florent Lambert	GBR	Tonykart	Tatum Racing	10	11:20.309	22.229	1:06.826	7	85,548	19
20	416	Manuel Carrera	ESP	Intrepid		10	11:20.384	22.304	1:06.717	8	85,687	20
21	230	David Agerstig	SWE	Sodi	Nivo Karting	10	11:26.558	28.478	1:05.692	6	87,024	21
22	242	Jules Cousin	FRA	FA Kart	DSS Kart	4	4:29.391	6 Laps	1:05.611	4	87,132	22

## Announcements

These results are provisional until the conclusion of any judicial and technical matters

Started: 22      Classified: 22      Not classified: 0

Margin of Victory	Ø km/h	Best Lap Tm	km/h	Best Lap by
0.372	86,871	1:04.924	88,054	245 - Matija Jurkovic

Official Timing [www.camp-company.de](http://www.camp-company.de) / [www.motorsport-events.se](http://www.motorsport-events.se)

Orbits

Timekeeping Ingrid and Meik Wagner:

Clerk of the course Nigel Edwards:

[www.mylaps.com](http://www.mylaps.com)

Steward (Chairman) Olivier Steveny:

Chief Scrutineer Paul Klaassen:

Licensed to: Motorsport Events

Printed: 2011-02-12 14:15:28

posted at:

h



# ROTAX MAX Winter Cup Campillos

ROTAX Seniors / Masters

Campillos / Spain 1,588 Km

RACE 7 Qualifying Heat 4 B+C

2011-02-12 14:00

Race (10 Laps) started at 14:03:25

Lap	Lap Tm	Diff	Time of Day
<b>(249) Sean Babington</b>			
1	1:07.438	+2.084	14:04:33.182
2	1:06.192	+0.838	14:05:39.374
3	1:05.752	+0.398	14:06:45.126
4	1:05.598	+0.244	14:07:50.724
5	1:05.682	+0.328	14:08:56.406
6	1:05.619	+0.265	14:10:02.025
7	1:05.366	+0.012	14:11:07.391
8	<b>1:05.354</b>		14:12:12.745
9	1:05.505	+0.151	14:13:18.250
10	1:05.568	+0.214	14:14:23.818

Lap	Lap Tm	Diff	Time of Day
<b>(237) Bas de Laat</b>			
1	1:08.178	+2.778	14:04:33.916
2	1:06.017	+0.617	14:05:39.933
3	1:05.834	+0.434	14:06:45.767
4	1:05.668	+0.268	14:07:51.435
5	<b>1:05.400</b>		14:08:56.835
6	1:05.476	+0.076	14:10:02.311
7	1:05.421	+0.021	14:11:07.732
8	1:05.437	+0.037	14:12:13.169
9	1:05.476	+0.076	14:13:18.645
10	1:05.545	+0.145	14:14:24.190

Lap	Lap Tm	Diff	Time of Day
<b>(255) Stefan Riener</b>			
1	1:08.605	+3.368	14:04:34.806
2	1:06.324	+1.087	14:05:41.130
3	1:05.397	+0.160	14:06:46.527
4	1:05.616	+0.379	14:07:52.143
5	<b>1:05.237</b>		14:08:57.380
6	1:05.406	+0.169	14:10:02.786
7	1:05.653	+0.416	14:11:08.439
8	1:05.529	+0.292	14:12:13.968
9	1:05.434	+0.197	14:13:19.402
10	1:05.460	+0.223	14:14:24.862

Lap	Lap Tm	Diff	Time of Day
<b>(247) Ramon Rietveld</b>			
1	1:09.176	+3.758	14:04:35.000
2	1:06.581	+1.163	14:05:41.581
3	1:05.534	+0.116	14:06:47.115
4	<b>1:05.418</b>		14:07:52.533
5	1:05.431	+0.013	14:08:57.964
6	1:05.480	+0.062	14:10:03.444
7	1:05.628	+0.210	14:11:09.072
8	1:05.665	+0.247	14:12:14.737
9	1:05.859	+0.441	14:13:20.596
10	1:06.046	+0.628	14:14:26.642

Lap	Lap Tm	Diff	Time of Day
<b>(245) Matija Jurkovic</b>			
1	1:10.540	+5.616	14:04:36.493
2	1:05.915	+0.991	14:05:42.408
3	1:06.526	+1.602	14:06:48.934
4	1:05.608	+0.684	14:07:54.542
5	1:05.405	+0.481	14:08:59.947
6	1:05.407	+0.483	14:10:05.354
7	<b>1:04.924</b>		14:11:10.278
8	1:05.279	+0.355	14:12:15.557
9	1:05.638	+0.714	14:13:21.195
10	1:06.775	+1.851	14:14:27.970

Lap	Lap Tm	Diff	Time of Day
<b>(248) Jack Dex</b>			
1	1:07.710	+2.329	14:04:33.562
2	1:06.538	+1.157	14:05:40.100
3	1:06.261	+0.880	14:06:46.361
4	1:06.024	+0.643	14:07:52.385

Lap	Lap Tm	Diff	Time of Day
5	<b>1:05.381</b>		14:08:57.766
6	1:05.535	+0.154	14:10:03.301
7	1:05.636	+0.255	14:11:08.937
8	1:05.497	+0.116	14:12:14.434
9	1:06.115	+0.734	14:13:20.549
10	1:07.574	+2.193	14:14:28.123

Lap	Lap Tm	Diff	Time of Day
<b>(233) Jake Ball</b>			
1	1:09.959	+4.429	14:04:36.106
2	1:05.882	+0.352	14:05:41.988
3	1:06.749	+1.219	14:06:48.737
4	<b>1:05.530</b>		14:07:54.267
5	1:05.772	+0.242	14:09:00.039
6	1:05.577	+0.047	14:10:05.616
7	1:05.570	+0.040	14:11:11.186
8	1:05.553	+0.023	14:12:16.739
9	1:05.606	+0.076	14:13:22.345
10	1:05.904	+0.374	14:14:28.249

Lap	Lap Tm	Diff	Time of Day
<b>(212) Luke Haynes</b>			
1	1:08.210	+2.742	14:04:34.144
2	1:06.088	+0.620	14:05:40.232
3	1:05.865	+0.397	14:06:46.097
4	1:05.705	+0.237	14:07:51.802
5	1:05.740	+0.272	14:08:57.542
6	<b>1:05.468</b>		14:10:03.010
7	1:05.628	+0.160	14:11:08.638
8	1:06.757	+1.289	14:12:15.395
9	1:05.940	+0.472	14:13:21.335
10	1:07.253	+1.785	14:14:28.588

Lap	Lap Tm	Diff	Time of Day
<b>(221) Vladislav Kurakin</b>			
1	1:08.930	+3.145	14:04:35.216
2	1:06.565	+0.780	14:05:41.781
3	1:07.288	+1.503	14:06:49.069
4	1:05.837	+0.052	14:07:54.906
5	1:05.850	+0.065	14:09:00.756
6	<b>1:05.785</b>		14:10:06.541
7	1:06.508	+0.723	14:11:13.049
8	1:06.510	+0.725	14:12:19.559
9	1:06.176	+0.391	14:13:25.735
10	1:05.851	+0.066	14:14:31.586

Lap	Lap Tm	Diff	Time of Day
<b>(234) Luis Silva</b>			
1	1:09.397	+3.844	14:04:35.510
2	1:06.759	+1.206	14:05:42.269
3	1:07.728	+2.175	14:06:49.997
4	1:05.920	+0.367	14:07:55.917
5	<b>1:05.553</b>		14:09:01.470
6	1:06.033	+0.480	14:10:07.503
7	1:05.864	+0.311	14:11:13.367
8	1:06.038	+0.485	14:12:19.405
9	1:06.451	+0.898	14:13:25.856
10	1:05.967	+0.414	14:14:31.823

Lap	Lap Tm	Diff	Time of Day
<b>(251) Valter Rosario</b>			
1	1:11.013	+5.394	14:04:37.379
2	1:06.211	+0.592	14:05:43.590
3	1:06.538	+0.919	14:06:50.128
4	1:05.999	+0.380	14:07:56.127
5	1:05.620	+0.001	14:09:01.747
6	<b>1:05.619</b>		14:10:07.366
7	1:06.154	+0.535	14:11:13.520
8	1:06.103	+0.484	14:12:19.623
9	1:06.639	+1.020	14:13:26.262
10	1:05.799	+0.180	14:14:32.061

Lap	Lap Tm	Diff	Time of Day
<b>(238) Katerina Zurkova</b>			
1	1:12.098	+6.701	14:04:38.360
2	1:06.713	+1.316	14:05:45.073
3	1:06.049	+0.652	14:06:51.122
4	1:05.799	+0.402	14:07:56.921
5	1:05.814	+0.417	14:09:02.735
6	<b>1:05.397</b>		14:10:08.132
7	1:05.490	+0.093	14:11:13.622
8	1:06.770	+1.373	14:12:20.392
9	1:06.830	+1.433	14:13:27.222
10	1:06.078	+0.681	14:14:33.300

Lap	Lap Tm	Diff	Time of Day
<b>(257) Romain Mange</b>			
1	1:11.841	+6.133	14:04:38.284
2	1:06.673	+0.965	14:05:44.957
3	1:05.887	+0.179	14:06:50.844
4	1:05.889	+0.181	14:07:56.733
5	1:06.570	+0.862	14:09:03.303
6	<b>1:05.708</b>		14:10:09.011
7	1:05.735	+0.027	14:11:14.746
8	1:05.977	+0.269	14:12:20.723
9	1:06.271	+0.563	14:13:26.994
10	1:06.381	+0.673	14:14:33.375

Lap	Lap Tm	Diff	Time of Day
<b>(235) Jonas Fors</b>			
1	1:12.198	+6.690	14:04:38.986
2	1:07.583	+2.075	14:05:46.569
3	1:05.847	+0.339	14:06:52.416
4	1:05.841	+0.333	14:07:58.257
5	1:05.718	+0.210	14:09:03.975
6	<b>1:05.508</b>		14:10:09.483
7	1:07.040	+1.532	14:11:16.523
8	1:05.898	+0.390	14:12:22.421
9	1:06.200	+0.692	14:13:28.621
10	1:06.327	+0.819	14:14:34.948

Lap	Lap Tm	Diff	Time of Day
<b>(417) Igor Mukhin</b>			
1	1:12.178	+6.476	14:04:38.716
2	1:06.612	+0.910	14:05:45.328
3	1:06.138	+0.436	14:06:51.466
4	<b>1:05.702</b>		14:07:57.168
5	1:06.257	+0.555	14:09:03.425
6	1:05.821	+0.119	14:10:09.246
7	1:07.556	+1.854	14:11:16.802
8	1:06.944	+1.242	14:12:23.746
9	1:06.086	+0.384	14:13:29.832
10	1:05.910	+0.208	14:14:35.742

Lap	Lap Tm	Diff	Time of Day
<b>(244) Christian Sorensen</b>			
1	1:12.275	+6.544	14:04:38.852
2	1:07.079	+1.348	14:05:45.931
3	1:05.806	+0.075	14:06:51.737
4	1:06.090	+0.359	14:07:57.827
5	1:06.264	+0.533	14:09:04.091
6	1:05.929	+0.198	14:10:10.020
7	1:07.000	+1.269	14:11:17.020
8	1:07.232	+1.501	14:12:24.252
9	1:06.052	+0.321	14:13:30.304
10	<b>1:05.731</b>		14:14:36.035

Lap	Lap Tm	Diff	Time of Day
<b>(232) Harry Drysdale</b>			
1	1:15.175	+9.457	14:04:41.533
2	1:06.093	+0.375	14:05:47.626
3	1:06.289	+0.571	14:06:53.915
4	<b>1:05.718</b>		14:07:59.633



ROTAX MAX Winter Cup Campillos

ROTAX Seniors / Masters

Campillos / Spain 1,588 Km

RACE 7 Qualifying Heat 4 B+C

2011-02-12 14:00

Race (10 Laps) started at 14:03:25

Lap	Lap Tm	Diff	Time of Day
5	1:05.908	+0.190	14:09:05.541
6	1:05.929	+0.211	14:10:11.470
7	1:05.798	+0.080	14:11:17.268
8	1:06.914	+1.196	14:12:24.182
9	1:06.280	+0.562	14:13:30.462
10	1:06.119	+0.401	14:14:36.581

(241) Michael Cool

1	1:08.356	+2.700	14:04:34.379
2	1:07.303	+1.647	14:05:41.682
3	1:16.639	+10.983	14:06:58.321
4	<b>1:05.656</b>		14:08:03.977
5	1:06.196	+0.540	14:09:10.173
6	1:06.241	+0.585	14:10:16.414
7	1:05.722	+0.066	14:11:22.136
8	1:05.948	+0.292	14:12:28.084
9	1:06.178	+0.522	14:13:34.262
10	1:05.978	+0.322	14:14:40.240

(403) Florent Lambert

1	1:12.708	+5.882	14:04:39.709
2	1:07.618	+0.792	14:05:47.327
3	1:07.694	+0.868	14:06:55.021
4	1:07.549	+0.723	14:08:02.570
5	1:07.198	+0.372	14:09:09.768
6	1:07.042	+0.216	14:10:16.810
7	<b>1:06.826</b>		14:11:23.636
8	1:06.849	+0.023	14:12:30.485
9	1:07.391	+0.565	14:13:37.876
10	1:08.171	+1.345	14:14:46.047

(416) Manuel Carrera

1	1:12.564	+5.847	14:04:39.233
2	1:07.912	+1.195	14:05:47.145
3	1:08.051	+1.334	14:06:55.196
4	1:07.302	+0.585	14:08:02.498
5	1:08.022	+1.305	14:09:10.520
6	1:06.737	+0.020	14:10:17.257
7	1:06.918	+0.201	14:11:24.175
8	<b>1:06.717</b>		14:12:30.892
9	1:07.432	+0.715	14:13:38.324
10	1:07.798	+1.081	14:14:46.122

(230) David Agerstig

1	1:10.745	+5.053	14:04:36.981
2	1:06.438	+0.746	14:05:43.419
3	1:06.386	+0.694	14:06:49.805
4	1:05.716	+0.024	14:07:55.521
5	1:05.744	+0.052	14:09:01.265
6	<b>1:05.692</b>		14:10:06.957
7	1:05.927	+0.235	14:11:12.884
8	1:07.208	+1.516	14:12:20.092
9	1:17.683	+11.991	14:13:37.775
10	1:14.521	+8.829	14:14:52.296

(242) Jules Cousin

1	1:10.838	+5.227	14:04:36.895
2	1:06.328	+0.717	14:05:43.223
3	1:06.295	+0.684	14:06:49.518
4	<b>1:05.611</b>		14:07:55.129

Lap	Lap Tm	Diff	Time of Day
-----	--------	------	-------------

Timekeeping Ingrid and Meik Wagner:

Clerk of the course Nigel Edwards:

Steward (Chairman) Olivier Steveny:

Chief Scrutineer Paul Klaassen:

[www.mylaps.com](http://www.mylaps.com)

Licensed to: Motorsport Events



# ROTAX MAX Winter Cup Campillos

ROTAX Seniors / Masters

Campillos / Spain 1,588 Km

RACE 10 Qualifying Heat 5 A+C **-NEW-**

2011-02-12 15:40

Race (10 Laps) started at 15:44:45

Pos	No.	Name	Nat.	Chassis	Race Team	Laps	Total Tm	Diff	Best Tm	In Lap	km/h	Points
1	226	Aavo Talvar	EST	Intrepid	Talvar Racing	10	10:58.870		1:05.524	9	87,247	0
2	209	Ferenc Kancsar	AUT	Intrepid	Intrepid Force Rotax	10	10:59.432	0.562	1:05.473	10	87,315	2
3	237	Bas de Laat	NED	Gillard	VZ Racing	10	10:59.878	1.008	1:05.553	8	87,209	3
4	245	Matija Jurkovic	SLO	Intrepid	MLM Racing Team	10	11:02.653	3.783	1:05.574	7	87,181	4
5	247	Ramon Rietveld	NED	Intrepid	Team TKP	10	11:02.719	3.849	1:05.340	8	87,493	5
6	204	Tom Fawcett	GBR	Birel	Kalman Motorsport	10	11:03.180	4.310	1:05.300	9	87,547	6
7	233	Jake Ball	GBR	Tonykart	RL Racing Dept Ltd	10	11:04.663	5.793	1:05.849	6	86,817	7
8	240	Sandro Lukovic	AUT	Birel	Kalman Motorsport	10	11:05.537	6.667	1:05.672	9	87,051	8
9	242	Jules Cousin	FRA	FA Kart	DSS Kart	10	11:06.491	7.621	1:05.566	10	87,192	9
10	227	Evangelos Gavalas	GRE	Birel	Kalman Motorsport	10	11:06.990	8.120	1:05.648	9	87,083	10
11	232	Harry Drysdale	GBR	Alonso	Dan Holland Racing	10	11:07.373	8.503	1:05.735	9	86,967	11
12	235	Jonas Fors	SWE	Tonykart	Sodakart. SE	10	11:07.942	9.072	1:05.708	10	87,003	12
13	244	Christian Sorensen	DEN	First Kart	First Kart s.r.l	10	11:08.419	9.549	1:05.691	10	87,026	13
14	216	Niki Laa	AUT	Birel	Kalman Motorsport	10	11:10.578	11.708	1:05.918	9	86,726	14
15	228	Sandor Jakab	SVK	Birel	Kalman Motorsport	10	11:12.569	13.699	1:06.094	3	86,495	15
16	230	David Agerstig	SWE	Sodi	Nivo Karting	10	11:14.830	15.960	1:06.545	8	85,909	16
17	238	Katerina Zurkova	CZE	MS Kart	MS Kart Racing Team	10	11:14.931	16.061	1:06.171	3	86,394	17
18	225	Alex Engblom	SWE	Tonykart	Sodakart.SE	10	11:15.037	16.167	1:06.233	9	86,313	18
19	224	Georgii Efrossinin	RUS	Sodi	SRT	10	11:15.257	16.387	1:06.344	5	86,169	19
20	403	Florent Lambert	GBR	Tonykart	Tatum Racing	10	11:16.689	17.819	1:06.763	5	85,628	20
Not classified												
DQ	220	Chad Van Beurden	RSA	Birel	Kalman Motorsport	10	11:04.778	DQ	1:05.452	7	87,343	24
DQ	246	Marta Moreira	POR	Intrepid	Cabo Mundo			DQ		0	-	24

## Announcements

These results are provisional until the conclusion of any judicial and technical matters

No 246 excluded from the whole meeting / reason technical non conformity

Started: 21      Classified: 20      Not classified: 2

No 220 excluded from the heat / reason technical non conformity

Margin of Victory	Ø km/h	Best Lap Tm	km/h	Best Lap by
0.562	86,767	1:05.300	87,547	204 - Tom Fawcett

Official Timing [www.camp-company.de](http://www.camp-company.de) / [www.motorsport-events.se](http://www.motorsport-events.se)

Orbits

Timekeeping Ingrid and Meik Wagner:

Clerk of the course Nigel Edwards:

[www.mylaps.com](http://www.mylaps.com)

Steward (Chairman) Olivier Steveny:

Chief Scrutineer Paul Klaassen:

Licensed to: Motorsport Events

Printed: 2011-02-12 16:45:18

posted at:

h





# ROTAX MAX Winter Cup Campillos

ROTAX Seniors / Masters

Campillos / Spain 1,588 Km

RACE 10 Qualifying Heat 5 A+C

2011-02-12 15:40

Race (10 Laps) started at 15:44:45

Lap	Lap Tm	Diff	Time of Day
<b>(226) Aavo Talvar</b>			
1	1:07.223	+1.699	15:45:52.740
2	1:06.406	+0.882	15:46:59.146
3	1:06.008	+0.484	15:48:05.154
4	1:05.641	+0.117	15:49:10.795
5	1:05.589	+0.065	15:50:16.384
6	1:05.651	+0.127	15:51:22.035
7	1:05.535	+0.011	15:52:27.570
8	1:05.645	+0.121	15:53:33.215
9	<b>1:05.524</b>		15:54:38.739
10	1:05.555	+0.031	15:55:44.294

<b>(209) Ferenc Kancsar</b>			
1	1:07.390	+1.917	15:45:52.814
2	1:07.057	+1.584	15:46:59.871
3	1:05.857	+0.384	15:48:05.728
4	1:05.556	+0.083	15:49:11.284
5	1:05.504	+0.031	15:50:16.788
6	1:05.636	+0.163	15:51:22.424
7	1:05.696	+0.223	15:52:28.120
8	1:05.533	+0.060	15:53:33.653
9	1:05.730	+0.257	15:54:39.383
10	<b>1:05.473</b>		15:55:44.856

<b>(237) Bas de Laet</b>			
1	1:07.388	+1.835	15:45:52.968
2	1:06.769	+1.216	15:46:59.737
3	1:06.130	+0.577	15:48:05.867
4	1:05.730	+0.177	15:49:11.597
5	1:05.680	+0.127	15:50:17.277
6	1:05.577	+0.024	15:51:22.854
7	1:05.574	+0.021	15:52:28.428
8	<b>1:05.553</b>		15:53:33.981
9	1:05.683	+0.130	15:54:39.664
10	1:05.638	+0.085	15:55:45.302

<b>(245) Matija Jurkovic</b>			
1	1:09.008	+3.434	15:45:54.765
2	1:06.185	+0.611	15:47:00.950
3	1:06.170	+0.596	15:48:07.120
4	1:06.076	+0.502	15:49:13.196
5	1:06.354	+0.780	15:50:19.550
6	1:05.721	+0.147	15:51:25.271
7	<b>1:05.574</b>		15:52:30.845
8	1:05.810	+0.236	15:53:36.655
9	1:05.610	+0.036	15:54:42.265
10	1:05.812	+0.238	15:55:48.077

<b>(247) Ramon Rietveld</b>			
1	1:09.740	+4.400	15:45:55.402
2	1:05.801	+0.461	15:47:01.203
3	1:06.585	+1.245	15:48:07.788
4	1:05.742	+0.402	15:49:13.530
5	1:07.087	+1.747	15:50:20.617
6	1:05.509	+0.169	15:51:26.126
7	1:05.742	+0.402	15:52:31.868
8	<b>1:05.340</b>		15:53:37.208
9	1:05.453	+0.113	15:54:42.661
10	1:05.482	+0.142	15:55:48.143

<b>(204) Tom Fawcett</b>			
1	1:10.103	+4.803	15:45:55.738
2	1:06.696	+1.396	15:47:02.434
3	1:05.500	+0.200	15:48:07.934
4	1:05.761	+0.461	15:49:13.695

Lap	Lap Tm	Diff	Time of Day
5	1:07.654	+2.354	15:50:21.349
6	1:05.713	+0.413	15:51:27.062
7	1:05.415	+0.115	15:52:32.477
8	1:05.302	+0.002	15:53:37.779
9	<b>1:05.300</b>		15:54:43.079
10	1:05.525	+0.225	15:55:48.604

<b>(233) Jake Ball</b>			
1	1:08.488	+2.639	15:45:54.424
2	1:05.992	+0.143	15:47:00.416
3	1:06.827	+0.978	15:48:07.243
4	1:06.022	+0.173	15:49:13.265
5	1:06.486	+0.637	15:50:19.751
6	<b>1:05.849</b>		15:51:25.600
7	1:06.345	+0.496	15:52:31.945
8	1:06.042	+0.193	15:53:37.987
9	1:05.955	+0.106	15:54:43.942
10	1:06.145	+0.296	15:55:50.087

<b>(220) Chad Van Beurden</b>			
1	1:10.150	+4.698	15:45:56.122
2	1:07.548	+2.096	15:47:03.670
3	1:05.807	+0.355	15:48:09.477
4	1:05.764	+0.312	15:49:15.241
5	1:06.231	+0.779	15:50:21.472
6	1:06.558	+1.106	15:51:28.030
7	<b>1:05.452</b>		15:52:33.482
8	1:05.590	+0.138	15:53:39.072
9	1:05.551	+0.099	15:54:44.623
10	1:05.579	+0.127	15:55:50.202

<b>(240) Sandro Lukovic</b>			
1	1:07.752	+2.080	15:45:53.468
2	1:06.574	+0.902	15:47:00.042
3	1:06.642	+0.970	15:48:06.684
4	1:06.631	+0.959	15:49:13.315
5	1:07.840	+2.168	15:50:21.155
6	1:06.594	+0.922	15:51:27.749
7	1:05.982	+0.310	15:52:33.731
8	1:05.808	+0.136	15:53:39.539
9	<b>1:05.672</b>		15:54:45.211
10	1:05.750	+0.078	15:55:50.961

<b>(242) Jules Cousin</b>			
1	1:08.676	+3.110	15:45:54.535
2	1:06.990	+1.424	15:47:01.525
3	1:06.202	+0.636	15:48:07.727
4	1:06.291	+0.725	15:49:14.018
5	1:07.751	+2.185	15:50:21.769
6	1:07.119	+1.553	15:51:28.888
7	1:05.717	+0.151	15:52:34.605
8	1:05.919	+0.353	15:53:40.524
9	1:05.825	+0.259	15:54:46.349
10	<b>1:05.566</b>		15:55:51.915

<b>(227) Evangelos Gavalas</b>			
1	1:11.287	+5.639	15:45:57.364
2	1:07.074	+1.426	15:47:04.438
3	1:05.961	+0.313	15:48:10.399
4	1:06.041	+0.393	15:49:16.440
5	1:06.051	+0.403	15:50:22.491
6	1:06.560	+0.912	15:51:29.051
7	1:05.750	+0.102	15:52:34.801
8	1:06.156	+0.508	15:53:40.957
9	<b>1:05.648</b>		15:54:46.605
10	1:05.809	+0.161	15:55:52.414

<b>(232) Harry Drysdale</b>			
1	1:10.359	+4.624	15:45:56.540
2	1:06.764	+1.029	15:47:03.304
3	1:06.656	+0.921	15:48:09.960
4	1:06.055	+0.320	15:49:16.015
5	1:06.082	+0.347	15:50:22.097
6	1:06.419	+0.684	15:51:28.516
7	1:05.955	+0.220	15:52:34.471
8	1:06.709	+0.974	15:53:41.180
9	<b>1:05.735</b>		15:54:46.915
10	1:05.882	+0.147	15:55:52.797

<b>(235) Jonas Fors</b>			
1	1:11.890	+6.182	15:45:58.243
2	1:07.156	+1.448	15:47:05.399
3	1:05.899	+0.191	15:48:11.298
4	1:06.243	+0.535	15:49:17.541
5	1:06.361	+0.653	15:50:23.902
6	1:06.390	+0.682	15:51:30.292
7	1:05.818	+0.110	15:52:36.110
8	1:05.773	+0.065	15:53:41.883
9	1:05.775	+0.067	15:54:47.658
10	<b>1:05.708</b>		15:55:53.366

<b>(244) Christian Sorensen</b>			
1	1:11.007	+5.316	15:45:57.268
2	1:08.021	+2.330	15:47:05.289
3	1:06.052	+0.361	15:48:11.341
4	1:06.084	+0.393	15:49:17.425
5	1:06.725	+1.034	15:50:24.150
6	1:06.441	+0.750	15:51:30.591
7	1:05.827	+0.136	15:52:36.418
8	1:05.695	+0.004	15:53:42.113
9	1:06.039	+0.348	15:54:48.152
10	<b>1:05.691</b>		15:55:53.843

<b>(216) Niki Laa</b>			
1	1:15.122	+9.204	15:46:00.922
2	1:06.057	+0.139	15:47:06.979
3	1:06.007	+0.089	15:48:12.986
4	1:05.994	+0.076	15:49:18.980
5	1:06.106	+0.188	15:50:25.086
6	1:06.404	+0.486	15:51:31.490
7	1:06.451	+0.533	15:52:37.941
8	1:06.071	+0.153	15:53:44.012
9	<b>1:05.918</b>		15:54:49.930
10	1:06.072	+0.154	15:55:56.002

<b>(228) Sandor Jakab</b>			
1	1:12.794	+6.700	15:45:58.688
2	1:06.798	+0.704	15:47:05.486
3	<b>1:06.094</b>		15:48:11.580
4	1:06.272	+0.178	15:49:17.852
5	1:07.135	+1.041	15:50:24.987
6	1:06.617	+0.523	15:51:31.604
7	1:06.548	+0.454	15:52:38.152
8	1:07.126	+1.032	15:53:45.278
9	1:06.552	+0.458	15:54:51.830
10	1:06.163	+0.069	15:55:57.993

<b>(230) David Agerstig</b>			
1	1:09.300	+2.755	15:45:55.338
2	1:08.167	+1.622	15:47:03.505
3	1:06.791	+0.246	15:48:10.296
4	1:06.794	+0.249	15:49:17.090

Timekeeping Ingrid and Meik Wagner:

Clerk of the course Nigel Edwards:

[www.mylaps.com](http://www.mylaps.com)

Steward (Chairman) Olivier Stevny:

Chief Scrutineer Paul Klaassen:

Licensed to: Motorsport Events





# ROTAX MAX Winter Cup Campillos

ROTAX Seniors / Masters

Campillos / Spain 1,588 Km

RACE 10 Qualifying Heat 5 A+C

2011-02-12 15:40

Race (10 Laps) started at 15:44:45

Lap	Lap Tm	Diff	Time of Day
5	1:06.691	+0.146	15:50:23.781
6	1:07.226	+0.681	15:51:31.007
7	1:07.059	+0.514	15:52:38.066
8	<b>1:06.545</b>		15:53:44.611
9	1:07.893	+1.348	15:54:52.504
10	1:07.750	+1.205	15:56:00.254

(238) Katerina Zurkova

1	1:10.808	+4.637	15:45:56.886
2	1:07.717	+1.546	15:47:04.603
3	<b>1:06.171</b>		15:48:10.774
4	1:06.454	+0.283	15:49:17.228
5	1:07.558	+1.387	15:50:24.786
6	1:06.473	+0.302	15:51:31.259
7	1:07.019	+0.848	15:52:38.278
8	1:06.435	+0.264	15:53:44.713
9	1:07.642	+1.471	15:54:52.355
10	1:08.000	+1.829	15:56:00.355

(225) Alex Engblom

1	1:12.037	+5.804	15:45:58.548
2	1:07.055	+0.822	15:47:05.603
3	1:06.288	+0.055	15:48:11.891
4	1:06.300	+0.067	15:49:18.191
5	1:07.204	+0.971	15:50:25.395
6	1:06.368	+0.135	15:51:31.763
7	1:07.343	+1.110	15:52:39.106
8	1:07.649	+1.416	15:53:46.755
9	<b>1:06.233</b>		15:54:52.988
10	1:07.473	+1.240	15:56:00.461

(224) Georgii Efrossinin

1	1:12.430	+6.086	15:45:59.088
2	1:07.080	+0.736	15:47:06.168
3	1:06.427	+0.083	15:48:12.595
4	1:06.910	+0.566	15:49:19.505
5	<b>1:06.344</b>		15:50:25.849
6	1:06.422	+0.078	15:51:32.271
7	1:06.708	+0.364	15:52:38.979
8	1:08.106	+1.762	15:53:47.085
9	1:06.904	+0.560	15:54:53.989
10	1:06.692	+0.348	15:56:00.681

(403) Florent Lambert

1	1:12.877	+6.114	15:45:59.414
2	1:07.155	+0.392	15:47:06.569
3	1:06.933	+0.170	15:48:13.502
4	1:07.088	+0.325	15:49:20.590
5	<b>1:06.763</b>		15:50:27.353
6	1:06.906	+0.143	15:51:34.259
7	1:06.885	+0.122	15:52:41.144
8	1:06.987	+0.224	15:53:48.131
9	1:07.041	+0.278	15:54:55.172
10	1:06.941	+0.178	15:56:02.113

Lap	Lap Tm	Diff	Time of Day
-----	--------	------	-------------

Lap	Lap Tm	Diff	Time of Day
-----	--------	------	-------------

Timekeeping Ingrid and Meik Wagner:



Clerk of the course Nigel Edwards:

Steward (Chairman) Olivier Steveny:

Chief Scrutineer Paul Klaassen:

[www.mylaps.com](http://www.mylaps.com)



# ROTAX MAX Winter Cup Campillos

ROTAX Seniors / Masters

Campillos / Spain 1,588 Km

RACE 11 Qualifying Heat 6 B+D

2011-02-12 16:00


Race (10 Laps) started at 16:03:06

Pos	No.	Name	Nat.	Chassis	Race Team	Laps	Total Tm	Diff	Best Tm	In Lap	km/h	Points
1	255	Stefan Riener	AUT	Intrepid	Intrepid Force Rotax	10	11:02.674		1:05.561	7	87,198	0
2	208	Antoine Barthon	FRA	Tonykart	MD Competition	10	11:03.695	1.021	1:05.512	8	87,263	2
3	248	Jack Dex	GBR	Alonso	Dan Holland Racing	10	11:05.740	3.066	1:05.612	7	87,130	3
4	231	Ricardo Romkema	NED	Intrepid	Team TKP	10	11:05.827	3.153	1:05.561	8	87,198	4
5	234	Luis Silva	POR	Kosmic	RS Racing Team	10	11:05.948	3.274	1:05.581	6	87,172	5
6	221	Vladislav Kurakin	RUS	MS Kart	MS Kart Racing Team	10	11:06.035	3.361	1:05.841	6	86,827	6
7	251	Valter Rosario	POR	Tonykart	Tonykart Portugal	10	11:08.090	5.416	1:05.651	10	87,079	7
8	243	Urban Lah	SLO	Intrepid	MLM Racing Team	10	11:08.693	6.019	1:05.551	10	87,211	8
9	<b>203</b>	<b>Mats Van Den Brand</b>	<b>NED</b>	<b>Intrepid</b>	<b>Intrepid Force Rotax</b>	10	11:09.101	6.427	<b>1:05.402</b>	<b>10</b>	<b>87,410</b>	9
10	236	Ludvig Morin	SWE	Kosmic	Sodakart. SE	10	11:12.551	9.877	1:06.302	8	86,224	10
11	249	Sean Babington	GBR	Alonso	Dan Holland Racing	10	11:12.720	10.046	1:05.426	8	87,378	11
12	252	Joao Soares	POR	Tonykart	Tonykart Portugal	10	11:12.789	10.115	1:06.006	7	86,610	12
13	257	Romain Mange	FRA	Tonykart	MD Competition	10	11:15.035	12.361	1:05.931	6	86,709	13
14	417	Igor Mukhin	RUS	Tonykart		10	11:15.632	12.958	1:06.304	6	86,221	14
15	241	Michael Cool	BEL	Tonykart	Bouvin Power	10	11:17.405	14.731	1:05.635	8	87,100	15
16	402	Mikko Laine	FIN	Parolin	Formula K Belgium	10	11:18.573	15.899	1:06.618	10	85,815	16
17	416	Manuel Carrera	ESP	Intrepid		10	11:18.934	16.260	1:06.588	10	85,853	17
18	405	Maxim Shaposhnikov	RUS	FA Kart		10	11:24.776	22.102	1:07.607	4	84,559	18
19	239	Jiri Forman	CZE	MS Kart	MS Kart Racing Team	10	11:40.317	37.643	1:06.014	8	86,600	19
20	250	George Williams	GBR	Alonso	Dan Holland Racing	10	11:53.660	50.986	1:05.595	5	87,153	20
21	212	Luke Haynes	GBR	Tonykart	Torq Motorsport	8	8:50.204	2 Laps	1:05.767	8	86,925	21
22	229	Dmitrij Rimashevskij	BLR	Gillard	Kika Motorsport	2	2:19.418	8 Laps	1:07.906	2	84,187	22

## Announcements

These results are provisional until the conclusion of any judicial and technical matters  
 No 241 time penalty 10 sec. / reason unfair driving  
 No 239 time penalty 10 sec. / reason unfair driving  
 Started: 22      Classified: 22      Not classified: 0

Margin of Victory	Ø km/h	Best Lap Tm	km/h	Best Lap by
1.021	86,269	1:05.402	87,410	203 - Mats Van Den Brand

Timekeeping Ingrid and Meik Wagner:  Clerk of the course Nigel Edwards: [www.mylaps.com](http://www.mylaps.com)  
 Steward (Chairman) Olivier Steveny: Chief Scrutineer Paul Klaassen: Licensed to: Motorsport Events  
 Printed: 2011-02-12 17:09:16      posted at:      h



# ROTAX MAX Winter Cup Campillos

ROTAX Seniors / Masters

Campillos / Spain 1,588 Km

RACE 11 Qualifying Heat 6 B+D

2011-02-12 16:00

Race (10 Laps) started at 16:03:06

Lap	Lap Tm	Diff	Time of Day
<b>(255) Stefan Riener</b>			
1	1:09.144	+3.583	16:04:16.461
2	1:06.690	+1.129	16:05:23.151
3	1:06.040	+0.479	16:06:29.191
4	1:05.919	+0.358	16:07:35.110
5	1:05.764	+0.203	16:08:40.874
6	1:05.630	+0.069	16:09:46.504
7	<b>1:05.561</b>		16:10:52.065
8	1:05.628	+0.067	16:11:57.693
9	1:05.934	+0.373	16:13:03.627
10	1:05.938	+0.377	16:14:09.565

<b>(208) Antoine Barthon</b>			
1	1:10.165	+4.653	16:04:17.150
2	1:06.702	+1.190	16:05:23.852
3	1:05.976	+0.464	16:06:29.828
4	1:05.920	+0.408	16:07:35.748
5	1:05.703	+0.191	16:08:41.451
6	1:05.638	+0.126	16:09:47.089
7	1:05.757	+0.245	16:10:52.846
8	<b>1:05.512</b>		16:11:58.358
9	1:06.547	+1.035	16:13:04.905
10	1:05.681	+0.169	16:14:10.586

<b>(248) Jack Dex</b>			
1	1:11.310	+5.698	16:04:18.280
2	1:06.981	+1.369	16:05:25.261
3	1:05.981	+0.369	16:06:31.242
4	1:06.305	+0.693	16:07:37.547
5	1:05.680	+0.068	16:08:43.227
6	1:05.630	+0.018	16:09:48.857
7	<b>1:05.612</b>		16:10:54.469
8	1:05.706	+0.094	16:12:00.175
9	1:05.962	+0.350	16:13:06.137
10	1:06.494	+0.882	16:14:12.631

<b>(231) Ricardo Romkema</b>			
1	1:10.247	+4.686	16:04:17.902
2	1:07.084	+1.523	16:05:24.986
3	1:06.342	+0.781	16:06:31.328
4	1:06.469	+0.908	16:07:37.797
5	1:05.747	+0.186	16:08:43.544
6	1:05.714	+0.153	16:09:49.258
7	1:05.648	+0.087	16:10:54.906
8	<b>1:05.561</b>		16:12:00.467
9	1:05.877	+0.316	16:13:06.344
10	1:06.374	+0.813	16:14:12.718

<b>(234) Luis Silva</b>			
1	1:10.808	+5.227	16:04:18.036
2	1:06.404	+0.823	16:05:24.440
3	1:05.783	+0.202	16:06:30.223
4	1:05.723	+0.142	16:07:35.946
5	1:05.868	+0.287	16:08:41.814
6	<b>1:05.581</b>		16:09:47.395
7	1:05.630	+0.049	16:10:53.025
8	1:05.671	+0.090	16:11:58.696
9	1:07.950	+2.369	16:13:06.646
10	1:06.193	+0.612	16:14:12.839

<b>(221) Vladislav Kurakin</b>			
1	1:09.152	+3.311	16:04:16.552
2	1:06.838	+0.997	16:05:23.390
3	1:06.065	+0.224	16:06:29.455
4	1:06.366	+0.525	16:07:35.821

5	1:06.190	+0.349	16:08:42.011
6	<b>1:05.841</b>		16:09:47.852
7	1:06.115	+0.274	16:10:53.967
8	1:05.872	+0.031	16:11:59.839
9	1:07.188	+1.347	16:13:07.027
10	1:05.899	+0.058	16:14:12.926

<b>(251) Valter Rosario</b>			
1	1:11.008	+5.357	16:04:18.507
2	1:07.340	+1.689	16:05:25.847
3	1:06.446	+0.795	16:06:32.293
4	1:06.533	+0.882	16:07:38.826
5	1:06.466	+0.815	16:08:45.292
6	1:06.119	+0.468	16:09:51.411
7	1:05.804	+0.153	16:10:57.215
8	1:06.145	+0.494	16:12:03.360
9	1:05.970	+0.319	16:13:09.330
10	<b>1:05.651</b>		16:14:14.981

<b>(243) Urban Lah</b>			
1	1:10.255	+4.704	16:04:17.334
2	1:10.317	+4.766	16:05:27.651
3	1:07.144	+1.593	16:06:34.795
4	1:05.992	+0.441	16:07:40.787
5	1:05.798	+0.247	16:08:46.585
6	1:06.322	+0.771	16:09:52.907
7	1:05.944	+0.393	16:10:58.851
8	1:05.601	+0.050	16:12:04.452
9	1:05.581	+0.030	16:13:10.033
10	<b>1:05.551</b>		16:14:15.584

<b>(203) Mats Van Den Brand</b>			
1	1:13.082	+7.680	16:04:20.250
2	1:06.803	+1.401	16:05:27.053
3	1:07.244	+1.842	16:06:34.297
4	1:05.937	+0.535	16:07:40.234
5	1:05.518	+0.116	16:08:45.752
6	1:07.445	+2.043	16:09:53.197
7	1:06.184	+0.782	16:10:59.381
8	1:05.563	+0.161	16:12:04.944
9	1:05.646	+0.244	16:13:10.590
10	<b>1:05.402</b>		16:14:15.992

<b>(236) Ludvig Morin</b>			
1	1:10.939	+4.637	16:04:18.203
2	1:07.411	+1.109	16:05:25.614
3	1:06.615	+0.313	16:06:32.229
4	1:06.533	+0.231	16:07:38.762
5	1:06.429	+0.127	16:08:45.191
6	1:07.953	+1.651	16:09:53.144
7	1:06.578	+0.276	16:10:59.722
8	<b>1:06.302</b>		16:12:06.024
9	1:06.683	+0.381	16:13:12.707
10	1:06.735	+0.433	16:14:19.442

<b>(249) Sean Babington</b>			
1	1:19.668	+14.242	16:04:26.559
2	1:05.803	+0.377	16:05:32.362
3	1:05.847	+0.421	16:06:38.209
4	1:05.878	+0.452	16:07:44.087
5	1:05.596	+0.170	16:08:49.683
6	1:05.462	+0.036	16:09:55.145
7	1:07.646	+2.220	16:11:02.791
8	<b>1:05.426</b>		16:12:08.217
9	1:05.506	+0.080	16:13:13.723
10	1:05.888	+0.462	16:14:19.611

<b>(252) Joao Soares</b>			
1	1:11.302	+5.296	16:04:18.837
2	1:07.754	+1.748	16:05:26.591
3	1:08.928	+2.922	16:06:35.519
4	1:06.146	+0.140	16:07:41.665
5	1:06.062	+0.056	16:08:47.727
6	1:06.123	+0.117	16:09:53.850
7	<b>1:06.006</b>		16:10:59.856
8	1:06.235	+0.229	16:12:06.091
9	1:06.710	+0.704	16:13:12.801
10	1:06.879	+0.873	16:14:19.680

<b>(257) Romain Mange</b>			
1	1:11.005	+5.074	16:04:18.606
2	1:07.902	+1.971	16:05:26.508
3	1:12.013	+6.082	16:06:38.521
4	1:06.370	+0.439	16:07:44.891
5	1:06.229	+0.298	16:08:51.120
6	<b>1:05.931</b>		16:09:57.051
7	1:06.180	+0.249	16:11:03.231
8	1:06.188	+0.257	16:12:09.419
9	1:06.392	+0.461	16:13:15.811
10	1:06.115	+0.184	16:14:21.926

<b>(417) Igor Mukhin</b>			
1	1:11.250	+4.946	16:04:19.119
2	1:08.708	+2.404	16:05:27.827
3	1:07.892	+1.588	16:06:35.719
4	1:06.353	+0.049	16:07:42.072
5	1:06.305	+0.001	16:08:48.377
6	<b>1:06.304</b>		16:09:54.681
7	1:08.339	+2.035	16:11:03.020
8	1:06.700	+0.396	16:12:09.720
9	1:06.374	+0.070	16:13:16.094
10	1:06.429	+0.125	16:14:22.523

<b>(241) Michael Cool</b>			
1	1:08.256	+2.621	16:04:15.390
2	1:06.410	+0.775	16:05:21.800
3	1:06.097	+0.462	16:06:27.897
4	1:06.043	+0.408	16:07:33.940
5	1:05.895	+0.260	16:08:39.835
6	1:05.940	+0.305	16:09:45.775
7	1:05.828	+0.193	16:10:51.603
8	<b>1:05.635</b>		16:11:57.238
9	1:11.279	+5.644	16:13:08.517
10	1:05.779	+0.144	16:14:14.296

<b>(402) Mikko Laine</b>			
1	1:12.047	+5.429	16:04:19.876
2	1:08.061	+1.443	16:05:27.937
3	1:07.906	+1.288	16:06:35.843
4	1:07.436	+0.818	16:07:43.279
5	1:06.991	+0.373	16:08:50.270
6	1:06.723	+0.105	16:09:56.993
7	1:07.750	+1.132	16:11:04.743
8	1:07.185	+0.567	16:12:11.928
9	1:06.918	+0.300	16:13:18.846
10	<b>1:06.618</b>		16:14:25.464

<b>(416) Manuel Carrera</b>			
1	1:12.422	+5.834	16:04:20.598
2	1:07.609	+1.021	16:05:28.207
3	1:07.802	+1.214	16:06:36.009
4	1:07.181	+0.593	16:07:43.190

Timekeeping Ingrid and Meik Wagner:

Clerk of the course Nigel Edwards:

[www.mylaps.com](http://www.mylaps.com)

Steward (Chairman) Olivier Steveny:

Chief Scrutineer Paul Klaassen:

Licensed to: Motorsport Events



# ROTAX MAX Winter Cup Campillos

ROTAX Seniors / Masters

Campillos / Spain 1,588 Km

RACE 11 Qualifying Heat 6 B+D

2011-02-12 16:00

Race (10 Laps) started at 16:03:06

Lap	Lap Tm	Diff	Time of Day
5	1:06.779	+0.191	16:08:49.969
6	1:07.414	+0.826	16:09:57.383
7	1:07.136	+0.548	16:11:04.519
8	1:07.483	+0.895	16:12:12.002
9	1:07.235	+0.647	16:13:19.237
10	<b>1:06.588</b>		16:14:25.825

(405) Maxim Shaposhnikov

1	1:12.862	+5.255	16:04:20.979
2	1:08.082	+0.475	16:05:29.061
3	1:07.802	+0.195	16:06:36.863
4	<b>1:07.607</b>		16:07:44.470
5	1:08.161	+0.554	16:08:52.631
6	1:07.804	+0.197	16:10:00.435
7	1:07.757	+0.150	16:11:08.192
8	1:07.688	+0.081	16:12:15.880
9	1:07.870	+0.263	16:13:23.750
10	1:07.917	+0.310	16:14:31.667

(239) Jiri Forman

1	1:12.471	+6.457	16:04:19.363
2	1:07.301	+1.287	16:05:26.664
3	1:27.053	+21.039	16:06:53.717
4	1:06.857	+0.843	16:08:00.574
5	1:06.214	+0.200	16:09:06.788
6	1:06.091	+0.077	16:10:12.879
7	1:06.120	+0.106	16:11:18.999
8	<b>1:06.014</b>		16:12:25.013
9	1:06.105	+0.091	16:13:31.118
10	1:06.090	+0.076	16:14:37.208

(250) George Williams

1	1:11.413	+5.818	16:04:19.248
2	1:07.608	+2.013	16:05:26.856
3	1:07.376	+1.781	16:06:34.232
4	1:06.284	+0.689	16:07:40.516
5	<b>1:05.595</b>		16:08:46.111
6	1:46.614	+41.019	16:10:32.725
7	1:06.455	+0.860	16:11:39.180
8	1:06.117	+0.522	16:12:45.297
9	1:06.216	+0.621	16:13:51.513
10	1:09.038	+3.443	16:15:00.551

(212) Luke Haynes

1	1:08.068	+2.301	16:04:15.122
2	1:06.442	+0.675	16:05:21.564
3	1:06.132	+0.365	16:06:27.696
4	1:06.087	+0.320	16:07:33.783
5	1:05.923	+0.156	16:08:39.706
6	1:05.790	+0.023	16:09:45.496
7	1:05.832	+0.065	16:10:51.328
8	<b>1:05.767</b>		16:11:57.095

(229) Dmitrij Rimashevskij

1	1:11.054	+3.148	16:04:18.403
2	<b>1:07.906</b>		16:05:26.309

Lap	Lap Tm	Diff	Time of Day

Lap	Lap Tm	Diff	Time of Day

Timekeeping Ingrid and Meik Wagner: Clerk of the course Nigel Edwards:

Steward (Chairman) Olivier Steveny: Chief Scrutineer Paul Klaassen:





# Rotax Max Winter Cup 2011

## Rotax Max Seniors / Masters

## Campillos / Spain

### Ranking after Heats

Pos.	No.	Firstname	Lastname	Nat.	Chassis	Race Team	QP	Points	Diff.	A-B	C-D	A-D	B-C	A-C	B-D
1	209	Ferenc	Kancsar	AUT	Intrepid	Intrepid Force Rotax	1	2		0	--	0	--	2	--
2	237	Bas	de Laat	NED	Gillard	VZ Racing	3	5	-3	--	0	--	2	3	--
3	208	Antoine	Barthon	FRA	Tonykart	MD Competition	8	7	-5	--	3	2	--	--	2
4	226	Aavo	Talvar	EST	Intrepid	Talvar Racing	5	10	-8	2	--	8	--	0	--
5	245	Matija	Jurkovic	SLO	Intrepid	MLM Racing Team	11	11	-9	--	2	--	5	4	--
6	255	Stefan	Riener	AUT	Intrepid	Intrepid Force Rotax	22	11	-9	8	--	--	3	--	0
7	248	Jack	Dex	GBR	Alonso	Dan Holland Racing	6	14	-12	5	--	--	6	--	3
8	249	Sean	Babington	GBR	Alonso	Dan Holland Racing	2	15	-13	4	--	--	0	--	11
9	247	Ramon	Rietveld	NED	Intrepid	Team TKP	7	15	-13	--	6	--	4	5	--
10	204	Tom	Fawcett	GBR	Birel	Kalman Motorsport	9	15	-13	3	--	6	--	6	--
11	203	Mats	Van Den Brand	NED	Intrepid	Intrepid Force Rotax	16	16	-14	--	4	3	--	--	9
12	231	Ricardo	Romkema	NED	Intrepid	Team TKP	32	20	-18	--	9	7	--	--	4
13	243	Urban	Lah	SLO	Intrepid	MLM Racing Team	12	21	-19	--	8	5	--	--	8
14	233	Jake	Ball	GBR	Tonykart	RL Racing Dept Ltd	19	21	-19	--	7	--	7	7	--
15	240	Sandro	Lukovic	AUT	Birel	Kalman Motorsport	13	24	-22	6	--	10	--	8	--
16	234	Luis	Silva	POR	Kosmic	RS Racing Team	18	24	-22	9	--	--	10	--	5
17	239	Jiri	Forman	CZE	MS Kart	MS Kart Racing Team	4	28	-26	--	5	4	--	--	19
18	221	Vladislav	Kurakin	RUS	MS Kart	MS Kart Racing Team	26	28	-26	13	--	--	9	--	6
19	251	Valter	Rosario	POR	Tonykart	Tonykart Portugal	30	28	-26	10	--	--	11	--	7
20	236	Ludvig	Morin	SWE	Kosmic	Sodakart. SE	20	32	-30	--	11	11	--	--	10
21	212	Luke	Haynes	GBR	Tonykart	Torq Motorsport	10	36	-34	7	--	--	8	--	21
22	257	Romain	Mange	FRA	Tonykart	MD Competition	34	37	-35	11	--	--	13	--	13
23	242	Jules	Cousin	FRA	FA Kart	DSS Kart	15	41	-39	--	10	--	22	9	--
24	232	Harry	Drysdale	GBR	Alonso	Dan Holland Racing	31	41	-39	--	13	--	17	11	--
25	227	Evangelos	Gavalas	GRE	Birel	Kalman Motorsport	33	41	-39	14	--	17	--	10	--
26	252	Joao	Soares	POR	Tonykart	Tonykart Portugal	28	42	-40	--	14	16	--	--	12
27	216	Niki	Laa	AUT	Birel	Kalman Motorsport	17	43	-41	17	--	12	--	14	--
28	241	Michael	Cool	BEL	Tonykart	Bouvin Power	14	45	-43	12	--	--	18	--	15
<b>Position 1 -28 qualified for Prefinal</b>															
29	250	George	Williams	GBR	Alonso	Dan Holland Racing	36	45	-43	--	16	9	--	--	20
30	228	Sandor	Jakab	SVK	Birel	Kalman Motorsport	21	47	-45	19	--	13	--	15	--
31	235	Jonas	Fors	SWE	Tonykart	Sodakart. SE	39	48	-46	--	22	--	14	12	--
32	230	David	Agerstig	SWE	Sodi	Nivo Karting	23	49	-47	--	12	--	21	16	--
33	238	Katerina	Zurkova	CZE	MS Kart	MS Kart Racing Team	27	49	-47	--	20	--	12	17	--
34	244	Christian	Sorensen	DEN	First Kart	First Kart s.r.l	35	50	-48	--	21	--	16	13	--
35	417	Igor	Mukhin	RUS	Tonykart		38	50	-48	21	--	--	15	--	14
36	229	Dmitrij	Rimashevskij	BLR	Gillard	Kika Motorsport	24	51	-49	--	15	14	--	--	22
37	402	Mikko	Laine	FIN	Parolin	Formula K Belgium	40	51	-49	--	17	18	--	--	16
38	224	Georgii	Efrossinin	RUS	Sodi	SRT	41	54	-52	15	--	20	--	19	--
39	220	Chad	Van Beurden	RSA	Birel	Kalman Motorsport	25	55	-53	16	--	15	--	24	--
40	416	Manuel	Carrera	ESP	Intrepid		42	55	-53	18	--	--	20	--	17
41	405	Maxim	Shaposhnikov	RUS	FA Kart		44	56	-54	--	19	19	--	--	18
42	403	Florent	Lambert	GBR	Tonykart	Tatum Racing	43	57	-55	--	18	--	19	20	--

### Announcements:

These results are provisional until the conclusion of any judicial and technical matters

Clerk of the course Nigel Edwards:

Stewards (Chairman) Olivier Stevny:

Timekeeping Ingrid and Meik Wagner:

Scrutineer Paul Klaassen:

Printed: 12-02-2011 17:14

Posted at: h





## Rotax Max Winter Cup 2011

Rotax Max Seniors / Masters

Campillos / Spain

### Ranking after Heats

Pos.	No.	Firstname	Lastname	Nat.	Chassis	Race Team	QP	Points	Diff.	A-B	C-D	A-D	B-C	A-C	B-D
43	<b>225</b>	Alex	<b>Engblom</b>	SWE	Tonykart	Sodakart.SE	37	<b>59</b>	-57	20	--	21	--	18	--
44	<b>246</b>	Marta	<b>Moreira</b>	POR	Intrepid	Cabo Mundo	29	<b>72</b>	-70	24	--	24	--	24	--

### Announcements:

----- These results are provisional until the conclusion of any judicial and technical matters -----

Clerk of the course Nigel Edwards:

Stewards (Chairman) Olivier Steveny:

Timekeeping Ingrid and Meik Wagner:

Scrutineer Paul Klaassen:

Printed: 12-02-2011 17:14

Posted at: h

Rotax Max Winter Cup 2011  
 Class: Rotax Max Seniors / Masters  
 Date/Time: 13-02-2011 10:20

Track: Campillos / Spain  
 Heat: Second Chance Heat  
 Laps: 10

Edition 1

Alex Engblom	<b>225</b>	Points 59 Quali Rank 37
--------------	------------	----------------------------

15

8

Maxim Shaposhnikov	<b>405</b>	Points 56 Quali Rank 44
--------------------	------------	----------------------------

13

7

Florent Lambert	<b>403</b>	Points 57 Quali Rank 43
-----------------	------------	----------------------------

14

Chad Van Beurden	<b>220</b>	Points 55 Quali Rank 25
------------------	------------	----------------------------

11

6

Manuel Carrera	<b>416</b>	Points 55 Quali Rank 42
----------------	------------	----------------------------

12

Mikko Laine	<b>402</b>	Points 51 Quali Rank 40
-------------	------------	----------------------------

9

5

Georgii Efrossinin	<b>224</b>	Points 54 Quali Rank 41
--------------------	------------	----------------------------

10

Igor Mukhin	<b>417</b>	Points 50 Quali Rank 38
-------------	------------	----------------------------

7

4

Dmitrij Rimashevskij	<b>229</b>	Points 51 Quali Rank 24
----------------------	------------	----------------------------

8

Katerina Zurkova	<b>238</b>	Points 49 Quali Rank 27
------------------	------------	----------------------------

5

3

Christian Sorensen	<b>244</b>	Points 50 Quali Rank 35
--------------------	------------	----------------------------

6

Jonas Fors	<b>235</b>	Points 48 Quali Rank 39
------------	------------	----------------------------

3

2

David Agerstig	<b>230</b>	Points 49 Quali Rank 23
----------------	------------	----------------------------

4

George Williams	<b>250</b>	Points 45 Quali Rank 36
-----------------	------------	----------------------------

1

1

Sandor Jakab	<b>228</b>	Points 47 Quali Rank 21
--------------	------------	----------------------------

2

Pole Position

Row

Clerk of the course Nigel Edwards:

Scrutineer Paul Klaassen:

Stewards (Chairman) Olivier Steveny:

Timekeeping Ingrid/Meik Wagner:



# ROTAX MAX Winter Cup Campillos

ROTAX Seniors / Masters

Campillos / Spain 1,588 Km

WARM UP Qualified 29 - 64

2011-02-13 09:00

Practice (10:00 Time) started at 9:00:02

Pos	No.	Name	Nat.	Chassis	Race Team	Laps	Best Tm	Diff	Gap In Lap	km/h
1	220	Chad Van Beurden	RSA	Birel	Kalman Motorsport	8	1:05.982			86,642
2	244	Christian Sorensen	DEN	First Kart	First Kart s.r.l	8	1:06.223	0.241	0.241	86,327
3	229	Dmitrij Rimashevskij	BLR	Gillard	Kika Motorsport	8	1:06.239	0.257	0.016	86,306
4	250	George Williams	GBR	Alonso	Dan Holland Racing	8	1:06.292	0.310	0.053	86,237
5	230	David Agerstig	SWE	Sodi	Nivo Karting	8	1:06.384	0.402	0.092	86,117
6	417	Igor Mukhin	RUS	Tonykart		8	1:06.568	0.586	0.184	85,879
7	238	Katerina Zurkova	CZE	MS Kart	MS Kart Racing Team	7	1:06.623	0.641	0.055	85,808
8	402	Mikko Laine	FIN	Parolin	Formula K Belgium	7	1:06.695	0.713	0.072	85,716
9	224	Georgii Efrossinin	RUS	Sodi	SRT	8	1:06.740	0.758	0.045	85,658
10	235	Jonas Fors	SWE	Tonykart	Sodakart. SE	8	1:06.809	0.827	0.069	85,569
11	225	Alex Engblom	SWE	Tonykart	Sodakart.SE	4	1:07.049	1.067	0.240	85,263
12	403	Florent Lambert	GBR	Tonykart	Tatum Racing	8	1:07.373	1.391	0.324	84,853
13	416	Manuel Carrera	ESP	Intrepid		6	1:07.713	1.731	0.340	84,427
14	228	Sandor Jakab	SVK	Birel	Kalman Motorsport	5	1:08.327	2.345	0.614	83,668
15	405	Maxim Shaposhnikov	RUS	FA Kart		6	1:08.421	2.439	0.094	83,553

Timekeeping Ingrid and Meik Wagner:

Clerk of the course Nigel Edwards:

[www.mylaps.com](http://www.mylaps.com)

Steward (Chairman) Olivier Steveny:

Chief Scrutineer Paul Klaassen:

Licensed to: Motorsport Events

Printed: 2011-02-13 09:11:57

posted at:

h



# ROTAX MAX Winter Cup Campillos

ROTAX Seniors / Masters

Campillos / Spain 1,588 Km

WARM UP Qualified 29 - 64

2011-02-13 09:00

Practice (10:00 Time) started at 9:00:02

Lap	Lap Tm	Diff	Time of Day
<b>(220) Chad Van Beurden</b>			
1	1:08.757	+2.775	9:02:59.262
2	1:07.239	+1.257	9:04:06.501
3	1:06.549	+0.567	9:05:13.050
4	1:06.728	+0.746	9:06:19.778
5	1:06.320	+0.338	9:07:26.098
6	1:06.243	+0.261	9:08:32.341
7	1:06.089	+0.107	9:09:38.430
8	<b>1:05.982</b>		9:10:44.412

<b>(244) Christian Sorensen</b>			
1	1:08.600	+2.377	9:03:08.916
2	1:07.249	+1.026	9:04:16.165
3	1:06.894	+0.671	9:05:23.059
4	1:06.850	+0.627	9:06:29.909
5	1:06.493	+0.270	9:07:36.402
6	1:06.288	+0.065	9:08:42.690
7	<b>1:06.223</b>		9:09:48.913
8	1:06.539	+0.316	9:10:55.452

<b>(229) Dmitrij Rimashevskij</b>			
1	1:09.151	+2.912	9:02:42.052
2	1:07.830	+1.591	9:03:49.882
3	1:07.231	+0.992	9:04:57.113
4	1:07.050	+0.811	9:06:04.163
5	1:06.778	+0.539	9:07:10.941
6	1:06.762	+0.523	9:08:17.703
7	1:06.695	+0.456	9:09:24.398
8	<b>1:06.239</b>		9:10:30.637

<b>(250) George Williams</b>			
1	1:08.824	+2.532	9:03:02.190
2	1:07.533	+1.241	9:04:09.723
3	1:07.026	+0.734	9:05:16.749
4	1:06.768	+0.476	9:06:23.517
5	1:06.554	+0.262	9:07:30.071
6	1:06.552	+0.260	9:08:36.623
7	<b>1:06.292</b>		9:09:42.915
8	1:06.369	+0.077	9:10:49.284

<b>(230) David Agerstig</b>			
1	1:08.595	+2.211	9:02:49.962
2	1:07.558	+1.174	9:03:57.520
3	1:07.081	+0.697	9:05:04.601
4	1:06.670	+0.286	9:06:11.271
5	1:06.825	+0.441	9:07:18.096
6	1:06.753	+0.369	9:08:24.849
7	<b>1:06.384</b>		9:09:31.233
8	1:06.424	+0.040	9:10:37.657

<b>(417) Igor Mukhin</b>			
1	1:09.345	+2.777	9:02:47.207
2	1:08.067	+1.499	9:03:55.274
3	1:07.559	+0.991	9:05:02.833
4	1:07.022	+0.454	9:06:09.855
5	1:07.383	+0.815	9:07:17.238
6	1:06.727	+0.159	9:08:23.965
7	<b>1:06.568</b>		9:09:30.533
8	1:07.432	+0.864	9:10:37.965

<b>(238) Katerina Zurkova</b>			
1	1:09.481	+2.858	9:03:32.488
2	1:07.750	+1.127	9:04:40.238
3	1:07.348	+0.725	9:05:47.586
4	1:06.795	+0.172	9:06:54.381

5	1:06.771	+0.148	9:08:01.152
6	1:06.693	+0.070	9:09:07.845
7	<b>1:06.623</b>		9:10:14.468

<b>(402) Mikko Laine</b>			
1	1:09.068	+2.373	9:03:04.597
2	1:07.940	+1.245	9:04:12.537
3	1:07.423	+0.728	9:05:19.960
4	1:07.472	+0.777	9:06:27.432
5	1:07.232	+0.537	9:07:34.664
6	1:07.019	+0.324	9:08:41.683
7	<b>1:06.695</b>		9:09:48.378

<b>(224) Georgii Efrossinin</b>			
1	1:09.441	+2.701	9:02:46.571
2	1:09.345	+2.605	9:03:55.916
3	1:07.561	+0.821	9:05:03.477
4	1:07.189	+0.449	9:06:10.666
5	1:07.680	+0.940	9:07:18.346
6	1:06.833	+0.093	9:08:25.179
7	1:06.746	+0.006	9:09:31.925
8	<b>1:06.740</b>		9:10:38.665

<b>(235) Jonas Fors</b>			
1	1:08.754	+1.945	9:02:40.311
2	1:07.644	+0.835	9:03:47.955
3	1:07.367	+0.558	9:04:55.322
4	1:07.586	+0.777	9:06:02.908
5	1:06.967	+0.158	9:07:09.875
6	<b>1:06.809</b>		9:08:16.684
7	1:06.904	+0.095	9:09:23.588
8	1:06.908	+0.099	9:10:30.496

<b>(225) Alex Engblom</b>			
1	1:09.464	+2.415	9:03:10.939
2	1:07.529	+0.480	9:04:18.468
3	<b>1:07.049</b>		9:05:25.517
4	1:07.118	+0.069	9:06:32.635

<b>(403) Florent Lambert</b>			
1	1:09.750	+2.377	9:02:48.265
2	1:08.630	+1.257	9:03:56.895
3	1:07.974	+0.601	9:05:04.869
4	1:07.566	+0.193	9:06:12.435
5	1:07.449	+0.076	9:07:19.884
6	1:07.570	+0.197	9:08:27.454
7	1:07.542	+0.169	9:09:34.996
8	<b>1:07.373</b>		9:10:42.369

<b>(416) Manuel Carrera</b>			
1	1:11.998	+4.285	9:03:36.874
2	1:08.731	+1.018	9:04:45.605
3	1:08.065	+0.352	9:05:53.670
4	1:08.067	+0.354	9:07:01.737
5	1:07.977	+0.264	9:08:09.714
6	<b>1:07.713</b>		9:09:17.427

<b>(228) Sandor Jakab</b>			
1	1:09.546	+1.219	9:02:47.882
2	2:54.344	+1:46.017	9:05:42.226
3	1:10.325	+1.998	9:06:52.551
4	3:03.678	+1:55.351	9:09:56.229
5	<b>1:08.327</b>		9:11:04.556

<b>(405) Maxim Shaposhnikov</b>			
1	1:11.077	+2.656	9:02:52.506

Timekeeping Ingrid and Meik Wagner:

Clerk of the course Nigel Edwards:

[www.mylaps.com](http://www.mylaps.com)

Steward (Chairman) Olivier Steveny:

Chief Scrutineer Paul Klaassen:

Licensed to: Motorsport Events



# ROTAX MAX Winter Cup Campillos

ROTAX Seniors / Masters

Campillos / Spain 1,588 Km

WARM UP Qualified 1 - 28

2011-02-13 09:15

Practice (10:00 Time) started at 9:15:00

Pos	No.	Name	Nat.	Chassis	Race Team	Laps	Best Tm	Diff	Gap In Lap	km/h
1	249	Sean Babington	GBR	Alonso	Dan Holland Racing	8	1:04.753		8	88,286
2	209	Ferenc Kancsar	AUT	Intrepid	Intrepid Force Rotax	7	1:05.151	0.398	0.398	6 87,747
3	255	Stefan Riener	AUT	Intrepid	Intrepid Force Rotax	8	1:05.229	0.476	0.078	6 87,642
4	237	Bas de Laat	NED	Gillard	VZ Racing	8	1:05.317	0.564	0.088	8 87,524
5	226	Aavo Talvar	EST	Intrepid	Talvar Racing	8	1:05.387	0.634	0.070	6 87,430
6	247	Ramon Rietveld	NED	Intrepid	Team TKP	8	1:05.458	0.705	0.071	8 87,335
7	233	Jake Ball	GBR	Tonykart	RL Racing Dept Ltd	8	1:05.483	0.730	0.025	3 87,302
8	212	Luke Haynes	GBR	Tonykart	Torq Motorsport	8	1:05.488	0.735	0.005	6 87,295
9	203	Mats Van Den Brand	NED	Intrepid	Intrepid Force Rotax	7	1:05.514	0.761	0.026	7 87,261
10	204	Tom Fawcett	GBR	Birel	Kalman Motorsport	6	1:05.533	0.780	0.019	5 87,235
11	242	Jules Cousin	FRA	FA Kart	DSS Kart	8	1:05.577	0.824	0.044	6 87,177
12	243	Urban Lah	SLO	Intrepid	MLM Racing Team	6	1:05.589	0.836	0.012	4 87,161
13	248	Jack Dex	GBR	Alonso	Dan Holland Racing	5	1:05.629	0.876	0.040	3 87,108
14	208	Antoine Barthon	FRA	Tonykart	MD Competition	7	1:05.649	0.896	0.020	7 87,081
15	239	Jiri Forman	CZE	MS Kart	MS Kart Racing Team	6	1:05.657	0.904	0.008	5 87,071
16	216	Niki Laa	AUT	Birel	Kalman Motorsport	7	1:05.738	0.985	0.081	4 86,963
17	227	Evangelos Gavalas	GRE	Birel	Kalman Motorsport	8	1:05.886	1.133	0.148	5 86,768
18	241	Michael Cool	BEL	Tonykart	Bouvin Power	7	1:05.887	1.134	0.001	7 86,767
19	245	Matija Jurkovic	SLO	Intrepid	MLM Racing Team	7	1:05.898	1.145	0.011	7 86,752
20	240	Sandro Lukovic	AUT	Birel	Kalman Motorsport	6	1:05.907	1.154	0.009	4 86,740
21	221	Vladislav Kurakin	RUS	MS Kart	MS Kart Racing Team	7	1:05.996	1.243	0.089	6 86,623
22	236	Ludvig Morin	SWE	Kosmic	Sodakart. SE	5	1:06.156	1.403	0.160	4 86,414
23	251	Valter Rosario	POR	Tonykart	Tonykart Portugal	6	1:06.213	1.460	0.057	4 86,340
24	234	Luis Silva	POR	Kosmic	RS Racing Team	8	1:06.243	1.490	0.030	7 86,300
25	257	Romain Mange	FRA	Tonykart	MD Competition	7	1:06.380	1.627	0.137	7 86,122
26	231	Ricardo Romkema	NED	Intrepid	Team TKP	5	1:06.623	1.870	0.243	4 85,808
27	252	Joao Soares	POR	Tonykart	Tonykart Portugal	4	1:06.734	1.981	0.111	2 85,665
28	232	Harry Drysdale	GBR	Alonso	Dan Holland Racing				0	-

Timekeeping Ingrid and Meik Wagner:

Clerk of the course Nigel Edwards:

[www.mylaps.com](http://www.mylaps.com)

Steward (Chairman) Olivier Steveny:

Chief Scrutineer Paul Klaassen:

Licensed to: Motorsport Events





# ROTAX MAX Winter Cup Campillos

ROTAX Seniors / Masters

Campillos / Spain 1,588 Km

WARM UP Qualified 1 - 28

2011-02-13 09:15

Practice (10:00 Time) started at 9:15:00

Lap	Lap Tm	Diff	Time of Day
<b>(249) Sean Babington</b>			
1	1:06.138	+1.385	9:18:11.372
2	1:05.208	+0.455	9:19:16.580
3	1:05.538	+0.785	9:20:22.118
4	1:05.728	+0.975	9:21:27.846
5	1:11.149	+6.396	9:22:38.995
6	1:06.047	+1.294	9:23:45.042
7	1:05.071	+0.318	9:24:50.113
8	<b>1:04.753</b>		9:25:54.866

Lap	Lap Tm	Diff	Time of Day
<b>(209) Ferenc Kancsar</b>			
1	1:06.573	+1.422	9:18:22.058
2	1:05.553	+0.402	9:19:27.611
3	1:05.324	+0.173	9:20:32.935
4	1:05.260	+0.109	9:21:38.195
5	1:05.266	+0.115	9:22:43.461
6	<b>1:05.151</b>		9:23:48.612
7	1:05.336	+0.185	9:24:53.948

Lap	Lap Tm	Diff	Time of Day
<b>(255) Stefan Riener</b>			
1	1:06.596	+1.367	9:18:14.480
2	1:05.628	+0.399	9:19:20.108
3	1:05.384	+0.155	9:20:25.492
4	1:05.319	+0.090	9:21:30.811
5	1:05.643	+0.414	9:22:36.454
6	<b>1:05.229</b>		9:23:41.683
7	1:05.478	+0.249	9:24:47.161
8	1:05.236	+0.007	9:25:52.397

Lap	Lap Tm	Diff	Time of Day
<b>(237) Bas de Laat</b>			
1	1:06.398	+1.081	9:17:34.013
2	1:05.856	+0.539	9:18:39.869
3	1:05.607	+0.290	9:19:45.476
4	1:10.445	+5.128	9:20:55.921
5	1:05.631	+0.314	9:22:01.552
6	1:05.334	+0.017	9:23:06.886
7	1:05.655	+0.338	9:24:12.541
8	<b>1:05.317</b>		9:25:17.858

Lap	Lap Tm	Diff	Time of Day
<b>(226) Aavo Talvar</b>			
1	1:06.736	+1.349	9:18:13.307
2	1:05.641	+0.254	9:19:18.948
3	1:05.491	+0.104	9:20:24.439
4	1:05.615	+0.228	9:21:30.054
5	1:05.459	+0.072	9:22:35.513
6	<b>1:05.387</b>		9:23:40.900
7	1:05.618	+0.231	9:24:46.518
8	1:05.405	+0.018	9:25:51.923

Lap	Lap Tm	Diff	Time of Day
<b>(247) Ramon Rietveld</b>			
1	1:06.694	+1.236	9:17:33.197
2	1:06.139	+0.681	9:18:39.336
3	1:05.860	+0.402	9:19:45.196
4	1:05.546	+0.088	9:20:50.742
5	1:05.595	+0.137	9:21:56.337
6	1:05.653	+0.195	9:23:01.990
7	1:05.568	+0.110	9:24:07.558
8	<b>1:05.458</b>		9:25:13.016

Lap	Lap Tm	Diff	Time of Day
<b>(233) Jake Ball</b>			
1	1:06.252	+0.769	9:17:37.908
2	1:05.760	+0.277	9:18:43.668
3	<b>1:05.483</b>		9:19:49.151
4	1:05.765	+0.282	9:20:54.916
5	1:05.561	+0.078	9:22:00.477

Lap	Lap Tm	Diff	Time of Day
6	1:05.760	+0.277	9:23:06.237
7	1:05.712	+0.229	9:24:11.949
8	1:05.556	+0.073	9:25:17.505

Lap	Lap Tm	Diff	Time of Day
<b>(212) Luke Haynes</b>			
1	1:06.992	+1.504	9:18:09.814
2	1:06.632	+1.144	9:19:16.446
3	1:06.291	+0.803	9:20:22.737
4	1:05.876	+0.388	9:21:28.613
5	1:05.743	+0.255	9:22:34.356
6	<b>1:05.488</b>		9:23:39.844
7	1:05.926	+0.438	9:24:45.770
8	1:05.635	+0.147	9:25:51.405

Lap	Lap Tm	Diff	Time of Day
<b>(203) Mats Van Den Brand</b>			
1	1:06.762	+1.248	9:17:57.826
2	1:05.678	+0.164	9:19:03.504
3	1:05.816	+0.302	9:20:09.320
4	1:05.634	+0.120	9:21:14.954
5	1:05.677	+0.163	9:22:20.631
6	1:05.600	+0.086	9:23:26.231
7	<b>1:05.514</b>		9:24:31.745

Lap	Lap Tm	Diff	Time of Day
<b>(204) Tom Fawcett</b>			
1	1:06.450	+0.917	9:18:10.433
2	1:05.807	+0.274	9:19:16.240
3	1:05.941	+0.408	9:20:22.181
4	1:06.052	+0.519	9:21:28.233
5	<b>1:05.533</b>		9:22:33.766
6	2:42.865	+1:37.332	9:25:16.631

Lap	Lap Tm	Diff	Time of Day
<b>(242) Jules Cousin</b>			
1	1:07.746	+2.169	9:18:09.541
2	1:06.268	+0.691	9:19:15.809
3	1:06.656	+1.079	9:20:22.465
4	1:06.329	+0.752	9:21:28.794
5	1:05.812	+0.235	9:22:34.606
6	<b>1:05.577</b>		9:23:40.183
7	1:05.841	+0.264	9:24:46.024
8	1:05.647	+0.070	9:25:51.671

Lap	Lap Tm	Diff	Time of Day
<b>(243) Urban Lah</b>			
1	1:06.932	+1.343	9:17:41.966
2	1:06.836	+1.247	9:18:48.802
3	1:05.710	+0.121	9:19:54.512
4	<b>1:05.589</b>		9:21:00.101
5	1:05.999	+0.410	9:22:06.100
6	1:06.079	+0.490	9:23:12.179

Lap	Lap Tm	Diff	Time of Day
<b>(248) Jack Dex</b>			
1	1:06.779	+1.150	9:17:42.201
2	1:06.291	+0.662	9:18:48.492
3	<b>1:05.629</b>		9:19:54.121
4	1:05.711	+0.082	9:20:59.832
5	1:05.971	+0.342	9:22:05.803

Lap	Lap Tm	Diff	Time of Day
<b>(208) Antoine Barthon</b>			
1	1:07.972	+2.323	9:18:09.469
2	1:06.117	+0.468	9:19:15.586
3	1:05.857	+0.208	9:20:21.443
4	1:06.263	+0.614	9:21:27.706
5	1:09.967	+4.318	9:22:37.673
6	1:05.778	+0.129	9:23:43.451
7	<b>1:05.649</b>		9:24:49.100

Lap	Lap Tm	Diff	Time of Day
<b>(239) Jiri Forman</b>			

Lap	Lap Tm	Diff	Time of Day
1	1:07.302	+1.645	9:18:08.815
2	1:06.402	+0.745	9:19:15.217
3	1:06.076	+0.419	9:20:21.293
4	1:07.010	+1.353	9:21:28.303
5	<b>1:05.657</b>		9:22:33.960
6	1:05.689	+0.032	9:23:39.649

Lap	Lap Tm	Diff	Time of Day
<b>(216) Niki Laa</b>			
1	1:07.764	+2.026	9:17:57.033
2	1:06.294	+0.556	9:19:03.327
3	1:06.329	+0.591	9:20:09.656
4	<b>1:05.738</b>		9:21:15.394
5	1:05.812	+0.074	9:22:21.206
6	1:05.860	+0.122	9:23:27.066
7	1:05.916	+0.178	9:24:32.982

Lap	Lap Tm	Diff	Time of Day
<b>(227) Evangelos Gavalas</b>			
1	1:07.995	+2.109	9:17:43.695
2	1:06.280	+0.394	9:18:49.975
3	1:06.125	+0.239	9:19:56.100
4	1:06.381	+0.495	9:21:02.481
5	<b>1:05.886</b>		9:22:08.367
6	1:06.287	+0.401	9:23:14.654
7	1:06.096	+0.210	9:24:20.750
8	1:06.322	+0.436	9:25:27.072

Lap	Lap Tm	Diff	Time of Day
<b>(241) Michael Cool</b>			
1	1:07.105	+1.218	9:17:48.659
2	1:06.394	+0.507	9:18:55.053
3	1:06.171	+0.284	9:20:01.224
4	1:06.199	+0.312	9:21:07.423
5	1:08.288	+2.401	9:22:15.711
6	1:08.813	+2.926	9:23:24.524
7	<b>1:05.887</b>		9:24:30.411

Lap	Lap Tm	Diff	Time of Day
<b>(245) Matija Jurkovic</b>			
1	1:07.511	+1.613	9:18:31.803
2	1:06.441	+0.543	9:19:38.244
3	1:06.365	+0.467	9:20:44.609
4	1:06.095	+0.197	9:21:50.704
5	1:05.919	+0.021	9:22:56.623
6	1:06.021	+0.123	9:24:02.644
7	<b>1:05.898</b>		9:25:08.542

Lap	Lap Tm	Diff	Time of Day
<b>(240) Sandro Lukovic</b>			
1	1:06.626	+0.719	9:17:53.746
2	1:06.299	+0.392	9:19:00.045
3	1:05.916	+0.009	9:20:05.961
4	<b>1:05.907</b>		9:21:11.868
5	1:05.954	+0.047	9:22:17.822
6	1:06.019	+0.112	9:23:23.841

Lap	Lap Tm	Diff	Time of Day
<b>(221) Vladislav Kurakin</b>			
1	1:07.306	+1.310	9:17:43.499
2	1:06.173	+0.177	9:18:49.672
3	1:06.137	+0.141	9:19:55.809
4	1:06.189	+0.193	9:21:01.998
5	1:06.025	+0.029	9:22:08.023
6	<b>1:05.996</b>		9:23:14.019
7	2:51.894	+1:45.898	9:26:05.913

Lap	Lap Tm	Diff	Time of Day
<b>(236) Ludvig Morin</b>			
1	1:07.684	+1.528	9:17:36.165
2	1:06.565	+0.409	9:18:42.730
3	1:06.507	+0.351	9:19:49.237
4	<b>1:06.156</b>		9:20:55.393



# ROTAX MAX Winter Cup Campillos

ROTAX Seniors / Masters

Campillos / Spain 1,588 Km

WARM UP Qualified 1 - 28

2011-02-13 09:15

Practice (10:00 Time) started at 9:15:00

Lap	Lap Tm	Diff	Time of Day
5	1:06.313	+0.157	9:22:01.706
<b>(251) Valter Rosario</b>			
1	1:07.172	+0.959	9:17:47.767
2	1:07.979	+1.766	9:18:55.746
3	1:06.301	+0.088	9:20:02.047
4	<b>1:06.213</b>		9:21:08.260
5	2:56.976	+1:50.763	9:24:05.236
6	1:06.431	+0.218	9:25:11.667
<b>(234) Luis Silva</b>			
1	1:07.727	+1.484	9:17:38.255
2	1:06.549	+0.306	9:18:44.804
3	1:07.756	+1.513	9:19:52.560
4	1:06.741	+0.498	9:20:59.301
5	1:08.293	+2.050	9:22:07.594
6	1:06.621	+0.378	9:23:14.215
7	<b>1:06.243</b>		9:24:20.458
8	1:06.807	+0.564	9:25:27.265
<b>(257) Romain Mange</b>			
1	1:07.704	+1.324	9:18:23.605
2	1:06.897	+0.517	9:19:30.502
3	1:06.618	+0.238	9:20:37.120
4	1:06.881	+0.501	9:21:44.001
5	1:06.811	+0.431	9:22:50.812
6	1:06.449	+0.069	9:23:57.261
7	<b>1:06.380</b>		9:25:03.641
<b>(231) Ricardo Romkema</b>			
1	1:16.612	+9.989	9:18:17.503
2	1:07.318	+0.695	9:19:24.821
3	3:16.641	+2:10.018	9:22:41.462
4	<b>1:06.623</b>		9:23:48.085
5	1:06.855	+0.232	9:24:54.940
<b>(252) Joao Soares</b>			
1	1:08.632	+1.898	9:17:38.551
2	<b>1:06.734</b>		9:18:45.285
3	1:06.985	+0.251	9:19:52.270
4	1:07.277	+0.543	9:20:59.547

Lap	Lap Tm	Diff	Time of Day
-----	--------	------	-------------

Lap	Lap Tm	Diff	Time of Day
-----	--------	------	-------------

Timekeeping Ingrid and Meik Wagner:



Clerk of the course Nigel Edwards:

Steward (Chairman) Olivier Steveny:

Chief Scrutineer Paul Klaassen:

[www.mylaps.com](http://www.mylaps.com)



# ROTAX MAX Winter Cup Campillos

ROTAX Seniors / Masters

Campillos / Spain 1,588 Km

SECOND CHANCE HEAT

2011-02-13 10:20

Race (10 Laps) started at 10:25:10

Pos	No.	Name	Nat.	Chassis	Race Team	Laps	Total Tm	Diff	Best Tm	In Lap	km/h	Points
1	250	George Williams	GBR	Alonso	Dan Holland Racing	10	10:56.789		1:05.171	8	87,720	0
2	235	Jonas Fors	SWE	Tonykart	Sodakart. SE	10	10:57.302	0.513	1:05.137	10	87,766	0
3	230	David Agerstig	SWE	Sodi	Nivo Karting	10	10:57.507	0.718	1:04.984	8	87,972	0
4	244	Christian Sorensen	DEN	First Kart	First Kart s.r.l	10	10:58.612	1.823	1:05.161	6	87,733	0
5	228	Sandor Jakab	SVK	Birel	Kalman Motorsport	10	11:00.303	3.514	1:05.291	9	87,559	0
6	238	Katerina Zurkova	CZE	MS Kart	MS Kart Racing Team	10	11:00.681	3.892	1:05.321	6	87,519	0
7	220	Chad Van Beurden	RSA	Birel	Kalman Motorsport	10	11:00.976	4.187	1:05.106	7	87,808	0
8	229	Dmitrij Rimashevskij	BLR	Gillard	Kika Motorsport	10	11:02.785	5.996	1:05.316	6	87,525	0
9	417	Igor Mukhin	RUS	Tonykart		10	11:05.323	8.534	1:05.734	7	86,969	0
10	225	Alex Engblom	SWE	Tonykart	Sodakart.SE	10	11:05.974	9.185	1:05.496	8	87,285	0
11	224	Georgii Efrossinin	RUS	Sodi	SRT	10	11:08.357	11.568	1:05.777	5	86,912	0
12	402	Mikko Laine	FIN	Parolin	Formula K Belgium	10	11:09.746	12.957	1:06.043	7	86,562	0
13	416	Manuel Carrera	ESP	Intrepid		10	11:13.016	16.227	1:06.166	7	86,401	0
14	403	Florent Lambert	GBR	Tonykart	Tatum Racing	10	11:13.104	16.315	1:06.249	5	86,293	0
15	405	Maxim Shaposhnikov	RUS	FA Kart		10	11:20.582	23.793	1:07.151	4	85,134	0

## Announcements

These results are provisional until the conclusion of any judicial and technical matters

Pos. 1 to 6 go to the prefinal

Margin of Victory	Ø km/h	Best Lap Tm	km/h	Best Lap by
0.513	87,042	1:04.984	87,972	230 - David Agerstig

Official Timing [www.camp-company.de](http://www.camp-company.de) / [www.motorsport-events.se](http://www.motorsport-events.se)

Orbits

Timekeeping Ingrid and Meik Wagner:

Clerk of the course Nigel Edwards:

[www.mylaps.com](http://www.mylaps.com)

Steward (Chairman) Olivier Steveny:

Chief Scrutineer Paul Klaassen:

Licensed to: Motorsport Events

Printed: 2011-02-13 10:36:58

posted at:

h



# ROTAX MAX Winter Cup Campillos

ROTAX Seniors / Masters

Campillos / Spain 1,588 Km

SECOND CHANCE HEAT

2011-02-13 10:20

Race (10 Laps) started at 10:25:10

Lap	Lap Tm	Diff	Time of Day
<b>(250) George Williams</b>			
1	1:07.835	+2.664	10:26:18.651
2	1:05.988	+0.817	10:27:24.639
3	1:05.460	+0.289	10:28:30.099
4	1:05.670	+0.499	10:29:35.769
5	1:05.358	+0.187	10:30:41.127
6	1:05.401	+0.230	10:31:46.528
7	1:05.487	+0.316	10:32:52.015
8	<b>1:05.171</b>		10:33:57.186
9	1:05.179	+0.008	10:35:02.365
10	1:05.240	+0.069	10:36:07.605

<b>(235) Jonas Fors</b>			
1	1:07.822	+2.685	10:26:18.718
2	1:06.659	+1.522	10:27:25.377
3	1:05.740	+0.603	10:28:31.117
4	1:05.506	+0.369	10:29:36.623
5	1:05.224	+0.087	10:30:41.847
6	1:05.342	+0.205	10:31:47.189
7	1:05.301	+0.164	10:32:52.490
8	1:05.188	+0.051	10:33:57.678
9	1:05.303	+0.166	10:35:02.981
10	<b>1:05.137</b>		10:36:08.118

<b>(230) David Agerstig</b>			
1	1:09.379	+4.395	10:26:20.508
2	1:06.157	+1.173	10:27:26.665
3	1:05.617	+0.633	10:28:32.282
4	1:05.380	+0.396	10:29:37.662
5	1:05.183	+0.199	10:30:42.845
6	1:05.130	+0.146	10:31:47.975
7	1:05.079	+0.095	10:32:53.054
8	<b>1:04.984</b>		10:33:58.038
9	1:05.067	+0.083	10:35:03.105
10	1:05.218	+0.234	10:36:08.323

<b>(244) Christian Sorensen</b>			
1	1:08.450	+3.289	10:26:19.626
2	1:06.969	+1.808	10:27:26.595
3	1:05.792	+0.631	10:28:32.387
4	1:05.475	+0.314	10:29:37.862
5	1:05.181	+0.020	10:30:43.043
6	<b>1:05.161</b>		10:31:48.204
7	1:05.478	+0.317	10:32:53.682
8	1:05.305	+0.144	10:33:58.987
9	1:05.195	+0.034	10:35:04.182
10	1:05.246	+0.085	10:36:09.428

<b>(228) Sandor Jakab</b>			
1	1:08.194	+2.903	10:26:19.054
2	1:07.472	+2.181	10:27:26.526
3	1:06.478	+1.187	10:28:33.004
4	1:05.477	+0.186	10:29:38.481
5	1:05.676	+0.385	10:30:44.157
6	1:05.405	+0.114	10:31:49.562
7	1:05.418	+0.127	10:32:54.980
8	1:05.403	+0.112	10:34:00.383
9	<b>1:05.291</b>		10:35:05.674
10	1:05.445	+0.154	10:36:11.119

<b>(238) Katerina Zurkova</b>			
1	1:08.960	+3.639	10:26:19.931
2	1:07.221	+1.900	10:27:27.152
3	1:06.158	+0.837	10:28:33.310
4	1:05.622	+0.301	10:29:38.932

5	1:05.435	+0.114	10:30:44.367
6	<b>1:05.321</b>		10:31:49.688
7	1:05.506	+0.185	10:32:55.194
8	1:05.391	+0.070	10:34:00.585
9	1:05.504	+0.183	10:35:06.089
10	1:05.408	+0.087	10:36:11.497

<b>(220) Chad Van Beurden</b>			
1	1:11.038	+5.932	10:26:22.292
2	1:06.124	+1.018	10:27:28.416
3	1:05.975	+0.869	10:28:34.391
4	1:06.041	+0.935	10:29:40.432
5	1:05.394	+0.288	10:30:45.826
6	1:05.348	+0.242	10:31:51.174
7	<b>1:05.106</b>		10:32:56.280
8	1:05.198	+0.092	10:34:01.478
9	1:05.111	+0.005	10:35:06.589
10	1:05.203	+0.097	10:36:11.792

<b>(229) Dmitrij Rimashevskij</b>			
1	1:10.609	+5.293	10:26:21.861
2	1:06.417	+1.101	10:27:28.278
3	1:05.777	+0.461	10:28:34.055
4	1:06.236	+0.920	10:29:40.291
5	1:05.928	+0.612	10:30:46.219
6	<b>1:05.316</b>		10:31:51.535
7	1:05.550	+0.234	10:32:57.085
8	1:05.318	+0.002	10:34:02.403
9	1:05.537	+0.221	10:35:07.940
10	1:05.661	+0.345	10:36:13.601

<b>(417) Igor Mukhin</b>			
1	1:10.714	+4.980	10:26:21.752
2	1:07.789	+2.055	10:27:29.541
3	1:06.058	+0.324	10:28:35.599
4	1:05.875	+0.141	10:29:41.474
5	1:05.803	+0.069	10:30:47.277
6	1:05.782	+0.048	10:31:53.059
7	<b>1:05.734</b>		10:32:58.793
8	1:05.750	+0.016	10:34:04.543
9	1:05.778	+0.044	10:35:10.321
10	1:05.818	+0.084	10:36:16.139

<b>(225) Alex Engblom</b>			
1	1:10.489	+4.993	10:26:22.533
2	1:07.524	+2.028	10:27:30.057
3	1:06.491	+0.995	10:28:36.548
4	1:05.883	+0.387	10:29:42.431
5	1:05.503	+0.007	10:30:47.934
6	1:05.623	+0.127	10:31:53.557
7	1:05.699	+0.203	10:32:59.256
8	<b>1:05.496</b>		10:34:04.752
9	1:05.867	+0.371	10:35:10.619
10	1:06.171	+0.675	10:36:16.790

<b>(224) Georgii Efrossinin</b>			
1	1:11.665	+5.888	10:26:23.226
2	1:06.765	+0.988	10:27:29.991
3	1:06.255	+0.478	10:28:36.246
4	1:06.249	+0.472	10:29:42.495
5	<b>1:05.777</b>		10:30:48.272
6	1:06.028	+0.251	10:31:54.300
7	1:06.124	+0.347	10:33:00.424
8	1:06.168	+0.391	10:34:06.592
9	1:06.249	+0.472	10:35:12.841
10	1:06.332	+0.555	10:36:19.173

<b>(402) Mikko Laine</b>			
1	1:11.868	+5.825	10:26:23.043
2	1:07.328	+1.285	10:27:30.371
3	1:06.683	+0.640	10:28:37.054
4	1:06.335	+0.292	10:29:43.389
5	1:06.201	+0.158	10:30:49.590
6	1:06.144	+0.101	10:31:55.734
7	<b>1:06.043</b>		10:33:01.777
8	1:06.319	+0.276	10:34:08.096
9	1:06.216	+0.173	10:35:14.312
10	1:06.250	+0.207	10:36:20.562

<b>(416) Manuel Carrera</b>			
1	1:12.828	+6.662	10:26:24.470
2	1:07.926	+1.760	10:27:32.396
3	1:06.670	+0.504	10:28:39.066
4	1:06.535	+0.369	10:29:45.601
5	1:06.419	+0.253	10:30:52.020
6	1:06.331	+0.165	10:31:58.351
7	<b>1:06.166</b>		10:33:04.517
8	1:06.226	+0.060	10:34:10.743
9	1:06.218	+0.052	10:35:16.961
10	1:06.871	+0.705	10:36:23.832

<b>(403) Florent Lambert</b>			
1	1:10.680	+4.431	10:26:22.389
2	1:08.679	+2.430	10:27:31.068
3	1:06.678	+0.429	10:28:37.746
4	1:06.597	+0.348	10:29:44.343
5	<b>1:06.249</b>		10:30:50.592
6	1:06.281	+0.032	10:31:56.873
7	1:06.321	+0.072	10:33:03.194
8	1:06.463	+0.214	10:34:09.657
9	1:06.608	+0.359	10:35:16.265
10	1:07.655	+1.406	10:36:23.920

<b>(405) Maxim Shaposhnikov</b>			
1	1:12.717	+5.566	10:26:24.324
2	1:08.291	+1.140	10:27:32.615
3	1:07.339	+0.188	10:28:39.954
4	<b>1:07.151</b>		10:29:47.105
5	1:07.529	+0.378	10:30:54.634
6	1:07.175	+0.024	10:32:01.809
7	1:07.405	+0.254	10:33:09.214
8	1:07.386	+0.235	10:34:16.600
9	1:07.279	+0.128	10:35:23.879
10	1:07.519	+0.368	10:36:31.398

Rotax Max Winter Cup 2011  
 Class: Rotax Max Seniors / Masters  
 Date/Time: 13-02-2011 11:30

Track: Campillos / Spain  
 Heat: Prefinal  
 Laps: 13

Edition 1

Sandor Jakab	228	2nd Chance 5	17	Katerina Zurkova	238	2nd Chance 6
	33				34	
David Agerstig	230	2nd Chance 3	16	Christian Sorensen	244	2nd Chance 4
	31				32	
George Williams	250	2nd Chance 1	15	Jonas Fors	235	2nd Chance 2
	29				30	
Niki Laa	216	Points 43 Quali Rank 17	14	Michael Cool	241	Points 45 Quali Rank 14
	27				28	
Evangelos Gavalas	227	Points 41 Quali Rank 33	13	Joao Soares	252	Points 42 Quali Rank 28
	25				26	
Jules Cousin	242	Points 41 Quali Rank 15	12	Harry Drysdale	232	Points 41 Quali Rank 31
	23				24	
Luke Haynes	212	Points 36 Quali Rank 10	11	Romain Mange	257	Points 37 Quali Rank 34
	21				22	
Valter Rosario	251	Points 28 Quali Rank 30	10	Ludvig Morin	236	Points 32 Quali Rank 20
	19				20	
Jiri Forman	239	Points 28 Quali Rank 4	9	Vladislav Kurakin	221	Points 28 Quali Rank 26
	17				18	
Sandro Lukovic	240	Points 24 Quali Rank 13	8	Luis Silva	234	Points 24 Quali Rank 18
	15				16	
Urban Lah	243	Points 21 Quali Rank 12	7	Jake Ball	233	Points 21 Quali Rank 19
	13				14	
Mats Van Den Brand	203	Points 16 Quali Rank 16	6	Ricardo Romkema	231	Points 20 Quali Rank 32
	11				12	
Ramon Rietveld	247	Points 15 Quali Rank 7	5	Tom Fawcett	204	Points 15 Quali Rank 9
	9				10	
Jack Dex	248	Points 14 Quali Rank 6	4	Sean Babington	249	Points 15 Quali Rank 2
	7				8	
Matija Jurkovic	245	Points 11 Quali Rank 11	3	Stefan Riemer	255	Points 11 Quali Rank 22
	5				6	
Antoine Barthon	208	Points 7 Quali Rank 8	2	Aavo Talvar	226	Points 10 Quali Rank 5
	3				4	
Ferenc Kancsar	209	Points 2 Quali Rank 1	1	Bas de Laat	237	Points 5 Quali Rank 3
	1				2	

Pole Position

Clerk of the course Nigel Edwards:  
 Stewards (Chairman) Olivier Steveny:

Scrutineer Paul Klaassen:  
 Timekeeping Ingrid/Meik Wagner:





# ROTAX MAX Winter Cup Campillos

ROTAX Seniors / Masters

Campillos / Spain 1,588 Km

PREFINAL

2011-02-13 11:30

Race (13 Laps) started at 11:33:09

**- NEW -**

Pos	No.	Name	Nat.	Chassis	Race Team	Laps	Total Tm	Diff	Best Tm	In Lap	km/h	Points
1	209	Ferenc Kancsar	AUT	Intrepid	Intrepid Force Rotax	13	14:13.839		1:05.349	7	87,481	0
2	208	Antoine Barthon	FRA	Tonykart	MD Competition	13	14:14.556	0.717	1:05.404	8	87,407	0
3	203	Mats Van Den Brand	NED	Intrepid	Intrepid Force Rotax	13	14:17.378	3.539	1:05.341	10	87,492	0
4	248	Jack Dex	GBR	Alonso	Dan Holland Racing	13	14:19.126	5.287	1:05.625	7	87,113	0
5	247	Ramon Rietveld	NED	Intrepid	Team TKP	13	14:19.966	6.127	1:05.314	11	87,528	0
6	232	Harry Drysdale	GBR	Alonso	Dan Holland Racing	13	14:21.915	8.076	1:05.540	7	87,226	0
7	249	Sean Babington	GBR	Alonso	Dan Holland Racing	13	14:22.704	8.865	1:05.112	7	87,799	0
8	250	George Williams	GBR	Alonso	Dan Holland Racing	13	14:23.647	9.808	1:05.368	7	87,456	0
9	226	Aavo Talvar	EST	Intrepid	Talvar Racing	13	14:23.710	9.871	1:05.463	7	87,329	0
10	240	Sandro Lukovic	AUT	Birel	Kalman Motorsport	13	14:24.198	10.359	1:05.662	7	87,064	0
11	245	Matija Jurkovic	SLO	Intrepid	MLM Racing Team	13	14:24.771	10.932	1:05.509	7	87,267	0
12	244	Christian Sorensen	DEN	First Kart	First Kart s.r.l	13	14:25.245	11.406	1:05.518	13	87,255	0
13	235	Jonas Fors	SWE	Tonykart	Sodakart. SE	13	14:25.902	12.063	1:05.453	7	87,342	0
14	242	Jules Cousin	FRA	FA Kart	DSS Kart	13	14:26.318	12.479	1:05.576	8	87,178	0
15	216	Niki Laa	AUT	Birel	Kalman Motorsport	13	14:26.587	12.748	1:05.576	6	87,178	0
16	252	Joao Soares	POR	Tonykart	Tonykart Portugal	13	14:26.801	12.962	1:05.641	6	87,092	0
17	238	Katerina Zurkova	CZE	MS Kart	MS Kart Racing Team	13	14:30.940	17.101	1:05.550	8	87,213	0
18	227	Evangelos Gavalas	GRE	Birel	Kalman Motorsport	13	14:31.936	18.097	1:05.840	9	86,829	0
19	221	Vladislav Kurakin	RUS	MS Kart	MS Kart Racing Team	13	14:32.742	18.903	1:05.888	10	86,765	0
20	228	Sandor Jakob	SVK	Birel	Kalman Motorsport	13	14:32.922	19.083	1:05.655	9	87,073	0
21	241	Michael Cool	BEL	Tonykart	Bouvin Power	13	14:33.252	19.413	1:05.833	9	86,838	0
22	233	Jake Ball	GBR	Tonykart	RL Racing Dept Ltd	13	14:37.192	23.353	1:05.545	5	87,219	0
23	255	Stefan Riener	AUT	Intrepid	Intrepid Force Rotax	13	14:37.310	23.471	1:05.603	7	87,142	0
24	231	Ricardo Romkema	NED	Intrepid	Team TKP	13	14:37.801	23.962	1:05.540	7	87,226	0
25	234	Luis Silva	POR	Kosmic	RS Racing Team	13	14:38.297	24.458	1:05.608	8	87,136	0
26	251	Valter Rosario	POR	Tonykart	Tonykart Portugal	13	14:38.775	24.936	1:05.636	8	87,099	0
27	243	Urban Lah	SLO	Intrepid	MLM Racing Team	13	14:43.079	29.240	1:05.596	10	87,152	0
28	230	David Agerstig	SWE	Sodi	Nivo Karting	13	14:48.711	34.872	1:05.599	8	87,148	0
29	236	Ludvig Morin	SWE	Kosmic	Sodakart. SE	13	14:51.648	37.809	1:05.696	6	87,019	0
30	204	Tom Fawcett	GBR	Birel	Kalman Motorsport	10	11:05.376	3 Laps	1:05.537	7	87,230	0
31	257	Romain Mange	FRA	Tonykart	MD Competition	4	4:31.429	9 Laps	1:06.592	4	85,848	0
32	237	Bas de Laat	NED	Gillard	VZ Racing		0.182	13 Laps		0	-	0
33	239	Jiri Forman	CZE	MS Kart	MS Kart Racing Team		0.765	13 Laps		0	-	0

Not classified

DQ	212	Luke Haynes	GBR	Tonykart	Torq Motorsport	13	14:21.173	DQ	1:05.565	10	87,193	0
----	-----	-------------	-----	----------	-----------------	----	-----------	----	----------	----	--------	---

## Announcements

These results are provisional until the conclusion of any judicial and technical matters

Started: 34      Classified: 33      Not classified: 1

No. 236 time penalty + 10 sec. / reason changing position between red line and yellow line

No. 212 excluded from the prefinal / reason unfair driving

No. 236 time penalty + 10 sec. / reason unfair driving

Margin of Victory	Ø km/h	Best Lap Tm	km/h	Best Lap by
0.717	87,040	1:05.112	87,799	249 - Sean Babington

Official Timing [www.camp-company.de](http://www.camp-company.de) / [www.motorsport-events.se](http://www.motorsport-events.se)

Orbits

Timekeeping Ingrid and Meik Wagner:

Clerk of the course Nigel Edwards:

[www.mylaps.com](http://www.mylaps.com)

Steward (Chairman) Olivier Steveny:

Chief Scrutineer Paul Klaassen:

Licensed to: Motorsport Events

Printed: 2011-02-13 12:57:13

posted at:

h



# ROTAX MAX Winter Cup Campillos

ROTAX Seniors / Masters

Campillos / Spain 1,588 Km

PREFINAL

2011-02-13 11:30

Race (13 Laps) started at 11:33:09

Lap	Lap Tm	Diff	Time of Day
<b>(209) Ferenc Kancsar</b>			
1	1:07.028	+1.679	11:34:16.199
2	1:06.214	+0.865	11:35:22.413
3	1:05.792	+0.443	11:36:28.205
4	1:05.632	+0.283	11:37:33.837
5	1:05.436	+0.087	11:38:39.273
6	1:05.453	+0.104	11:39:44.726
7	<b>1:05.349</b>		11:40:50.075
8	1:05.455	+0.106	11:41:55.530
9	1:05.386	+0.037	11:43:00.916
10	1:05.549	+0.200	11:44:06.465
11	1:05.526	+0.177	11:45:11.991
12	1:05.391	+0.042	11:46:17.382
13	1:05.628	+0.279	11:47:23.010

Lap	Lap Tm	Diff	Time of Day
<b>(208) Antoine Barthon</b>			
1	1:07.250	+1.846	11:34:16.506
2	1:06.206	+0.802	11:35:22.712
3	1:05.761	+0.357	11:36:28.473
4	1:05.652	+0.248	11:37:34.125
5	1:05.487	+0.083	11:38:39.612
6	1:05.427	+0.023	11:39:45.039
7	1:05.574	+0.170	11:40:50.613
8	<b>1:05.404</b>		11:41:56.017
9	1:05.430	+0.026	11:43:01.447
10	1:05.543	+0.139	11:44:06.990
11	1:05.574	+0.170	11:45:12.564
12	1:05.533	+0.129	11:46:18.097
13	1:05.630	+0.226	11:47:23.727

Lap	Lap Tm	Diff	Time of Day
<b>(203) Mats Van Den Brand</b>			
1	1:08.629	+3.288	11:34:18.236
2	1:06.172	+0.831	11:35:24.408
3	1:05.533	+0.192	11:36:29.941
4	1:06.381	+1.040	11:37:36.322
5	1:06.451	+1.110	11:38:42.773
6	1:05.632	+0.291	11:39:48.405
7	1:05.515	+0.174	11:40:53.920
8	1:05.414	+0.073	11:41:59.334
9	1:05.382	+0.041	11:43:04.716
10	<b>1:05.341</b>		11:44:10.057
11	1:05.363	+0.022	11:45:15.420
12	1:05.544	+0.203	11:46:20.964
13	1:05.585	+0.244	11:47:26.549

Lap	Lap Tm	Diff	Time of Day
<b>(248) Jack Dex</b>			
1	1:07.676	+2.051	11:34:17.116
2	1:06.167	+0.542	11:35:23.283
3	1:05.678	+0.053	11:36:28.961
4	1:05.726	+0.101	11:37:34.687
5	1:05.633	+0.008	11:38:40.320
6	1:05.819	+0.194	11:39:46.139
7	<b>1:05.625</b>		11:40:51.764
8	1:05.875	+0.250	11:41:57.639
9	1:05.963	+0.338	11:43:03.602
10	1:05.797	+0.172	11:44:09.399
11	1:05.912	+0.287	11:45:15.311
12	1:06.153	+0.528	11:46:21.464
13	1:06.833	+1.208	11:47:28.297

Lap	Lap Tm	Diff	Time of Day
<b>(247) Ramon Rietveld</b>			
1	1:08.504	+3.190	11:34:18.027
2	1:06.580	+1.266	11:35:24.607
3	1:05.862	+0.548	11:36:30.469
4	1:06.460	+1.146	11:37:36.929

Lap	Lap Tm	Diff	Time of Day
5	1:06.107	+0.793	11:38:43.036
6	1:06.056	+0.742	11:39:49.092
7	1:05.503	+0.189	11:40:54.595
8	1:05.528	+0.214	11:42:00.123
9	1:05.492	+0.178	11:43:05.615
10	1:05.467	+0.153	11:44:11.082
11	<b>1:05.314</b>		11:45:16.396
12	1:06.010	+0.696	11:46:22.406
13	1:06.731	+1.417	11:47:29.137

Lap	Lap Tm	Diff	Time of Day
<b>(212) Luke Haynes</b>			
1	1:08.256	+2.691	11:34:18.405
2	1:06.359	+0.794	11:35:24.764
3	1:05.960	+0.395	11:36:30.724
4	1:06.563	+0.998	11:37:37.287
5	1:06.580	+1.015	11:38:43.867
6	1:05.695	+0.130	11:39:49.562
7	1:05.638	+0.073	11:40:55.200
8	1:05.804	+0.239	11:42:01.004
9	1:06.724	+1.159	11:43:07.728
10	<b>1:05.565</b>		11:44:13.293
11	1:05.651	+0.086	11:45:18.944
12	1:05.657	+0.092	11:46:24.601
13	1:05.743	+0.178	11:47:30.344

Lap	Lap Tm	Diff	Time of Day
<b>(232) Harry Drysdale</b>			
1	1:09.772	+4.232	11:34:20.352
2	1:06.460	+0.920	11:35:26.812
3	1:06.447	+0.907	11:36:33.259
4	1:05.553	+0.013	11:37:38.812
5	1:05.709	+0.169	11:38:44.521
6	1:05.877	+0.337	11:39:50.398
7	<b>1:05.540</b>		11:40:55.938
8	1:06.307	+0.767	11:42:02.245
9	1:05.785	+0.245	11:43:08.030
10	1:06.174	+0.634	11:44:14.204
11	1:05.554	+0.014	11:45:19.758
12	1:05.675	+0.135	11:46:25.433
13	1:05.653	+0.113	11:47:31.086

Lap	Lap Tm	Diff	Time of Day
<b>(249) Sean Babington</b>			
1	1:14.171	+9.059	11:34:23.813
2	1:06.337	+1.225	11:35:30.150
3	1:06.210	+1.098	11:36:36.360
4	1:05.975	+0.863	11:37:42.335
5	1:05.507	+0.395	11:38:47.842
6	1:05.368	+0.256	11:39:53.210
7	<b>1:05.112</b>		11:40:58.322
8	1:05.238	+0.126	11:42:03.560
9	1:05.614	+0.502	11:43:09.174
10	1:06.217	+1.105	11:44:15.391
11	1:05.739	+0.627	11:45:21.130
12	1:05.303	+0.191	11:46:26.433
13	1:05.442	+0.330	11:47:31.875

Lap	Lap Tm	Diff	Time of Day
<b>(250) George Williams</b>			
1	1:11.653	+6.285	11:34:22.591
2	1:06.564	+1.196	11:35:29.155
3	1:05.777	+0.409	11:36:34.932
4	1:05.740	+0.372	11:37:40.672
5	1:05.820	+0.452	11:38:46.492
6	1:05.534	+0.166	11:39:52.026
7	<b>1:05.368</b>		11:40:57.394
8	1:05.550	+0.182	11:42:02.944
9	1:05.556	+0.188	11:43:08.500
10	1:06.314	+0.946	11:44:14.814

Lap	Lap Tm	Diff	Time of Day
11	1:06.051	+0.683	11:45:20.865
12	1:06.424	+1.056	11:46:27.289
13	1:05.529	+0.161	11:47:32.818

Lap	Lap Tm	Diff	Time of Day
<b>(226) Aavo Talvar</b>			
1	1:10.116	+4.653	11:34:19.558
2	1:06.271	+0.808	11:35:25.829
3	1:05.807	+0.344	11:36:31.636
4	1:05.736	+0.273	11:37:37.372
5	1:07.089	+1.626	11:38:44.461
6	1:06.663	+1.200	11:39:51.124
7	<b>1:05.463</b>		11:40:56.587
8	1:05.603	+0.140	11:42:02.190
9	1:05.970	+0.507	11:43:08.160
10	1:06.327	+0.864	11:44:14.487
11	1:06.925	+1.462	11:45:21.412
12	1:05.618	+0.155	11:46:27.030
13	1:05.851	+0.388	11:47:32.881

Lap	Lap Tm	Diff	Time of Day
<b>(240) Sandro Lukovic</b>			
1	1:07.939	+2.277	11:34:17.751
2	1:06.109	+0.447	11:35:23.860
3	1:05.798	+0.136	11:36:29.658
4	1:06.548	+0.886	11:37:36.206
5	1:06.748	+1.086	11:38:42.954
6	1:06.418	+0.756	11:39:49.372
7	<b>1:05.662</b>		11:40:55.034
8	1:05.871	+0.209	11:42:00.905
9	1:07.037	+1.375	11:43:07.942
10	1:07.447	+1.785	11:44:15.389
11	1:06.177	+0.515	11:45:21.566
12	1:05.892	+0.230	11:46:27.458
13	1:05.911	+0.249	11:47:33.369

Lap	Lap Tm	Diff	Time of Day
<b>(245) Matija Jurkovic</b>			
1	1:07.505	+1.996	11:34:16.848
2	1:06.632	+1.123	11:35:23.480
3	1:05.946	+0.437	11:36:29.426
4	1:07.788	+2.279	11:37:37.214
5	1:06.862	+1.353	11:38:44.076
6	1:05.901	+0.392	11:39:49.977
7	<b>1:05.509</b>		11:40:55.486
8	1:06.912	+1.403	11:42:02.398
9	1:06.841	+1.332	11:43:09.239
10	1:07.172	+1.663	11:44:16.411
11	1:06.103	+0.594	11:45:22.514
12	1:05.859	+0.350	11:46:28.373
13	1:05.569	+0.060	11:47:33.942

Lap	Lap Tm	Diff	Time of Day
<b>(244) Christian Sorensen</b>			
1	1:11.524	+6.006	11:34:23.119
2	1:06.542	+1.024	11:35:29.661
3	1:06.289	+0.771	11:36:35.950
4	1:05.818	+0.300	11:37:41.768
5	1:05.800	+0.282	11:38:47.568
6	1:05.740	+0.222	11:39:53.308
7	1:05.561	+0.043	11:40:58.869
8	1:05.762	+0.244	11:42:04.631
9	1:06.122	+0.604	11:43:10.753
10	1:05.973	+0.455	11:44:16.726
11	1:06.419	+0.901	11:45:23.145
12	1:05.753	+0.235	11:46:28.898
13	<b>1:05.518</b>		11:47:34.416

Lap	Lap Tm	Diff	Time of Day
<b>(235) Jonas Fors</b>			
1	1:10.942	+5.489	11:34:22.187





# ROTAX MAX Winter Cup Campillos

ROTAX Seniors / Masters

Campillos / Spain 1,588 Km

PREFINAL

2011-02-13 11:30

Race (13 Laps) started at 11:33:09

Lap	Lap Tm	Diff	Time of Day
2	1:06.266	+0.813	11:35:28.453
3	1:05.973	+0.520	11:36:34.426
4	1:06.441	+0.988	11:37:40.867
5	1:06.064	+0.611	11:38:46.931
6	1:05.584	+0.131	11:39:52.515
7	<b>1:05.453</b>		11:40:57.968
8	1:05.684	+0.231	11:42:03.652
9	1:05.882	+0.429	11:43:09.534
10	1:06.718	+1.265	11:44:16.252
11	1:07.184	+1.731	11:45:23.436
12	1:05.959	+0.506	11:46:29.395
13	1:05.678	+0.225	11:47:35.073

(242) Jules Cousin

1	1:08.738	+3.162	11:34:19.085
2	1:07.677	+2.101	11:35:26.762
3	1:06.892	+1.316	11:36:33.654
4	1:05.657	+0.081	11:37:39.311
5	1:05.649	+0.073	11:38:44.960
6	1:06.143	+0.567	11:39:51.103
7	1:06.083	+0.507	11:40:57.186
8	<b>1:05.576</b>		11:42:02.762
9	1:06.585	+1.009	11:43:09.347
10	1:07.156	+1.580	11:44:16.503
11	1:06.860	+1.284	11:45:23.363
12	1:06.326	+0.750	11:46:29.689
13	1:05.800	+0.224	11:47:35.489

(216) Niki Laa

1	1:11.590	+6.014	11:34:22.372
2	1:07.176	+1.600	11:35:29.548
3	1:06.890	+1.314	11:36:36.438
4	1:06.328	+0.752	11:37:42.766
5	1:05.890	+0.314	11:38:48.656
6	<b>1:05.576</b>		11:39:54.232
7	1:05.962	+0.386	11:41:00.194
8	1:05.827	+0.251	11:42:06.021
9	1:05.930	+0.354	11:43:11.951
10	1:05.752	+0.176	11:44:17.703
11	1:05.901	+0.325	11:45:23.604
12	1:06.531	+0.955	11:46:30.135
13	1:05.623	+0.047	11:47:35.758

(252) Joao Soares

1	1:10.589	+4.948	11:34:21.261
2	1:06.601	+0.960	11:35:27.862
3	1:06.482	+0.841	11:36:34.344
4	1:06.050	+0.409	11:37:40.394
5	1:06.272	+0.631	11:38:46.666
6	<b>1:05.641</b>		11:39:52.307
7	1:06.303	+0.662	11:40:58.610
8	1:05.694	+0.053	11:42:04.304
9	1:07.209	+1.568	11:43:11.513
10	1:06.041	+0.400	11:44:17.554
11	1:06.220	+0.579	11:45:23.774
12	1:06.481	+0.840	11:46:30.255
13	1:05.717	+0.076	11:47:35.972

(238) Katerina Zurkova

1	1:11.816	+6.266	11:34:23.494
2	1:07.396	+1.846	11:35:30.890
3	1:06.150	+0.600	11:36:37.040
4	1:06.621	+1.071	11:37:43.661
5	1:05.974	+0.424	11:38:49.635
6	1:06.202	+0.652	11:39:55.837
7	1:06.219	+0.669	11:41:02.056

8	<b>1:05.550</b>		11:42:07.606
9	1:05.945	+0.395	11:43:13.551
10	1:06.815	+1.265	11:44:20.366
11	1:06.546	+0.996	11:45:26.912
12	1:07.106	+1.556	11:46:34.018
13	1:06.093	+0.543	11:47:40.111

(227) Evangelos Gavalas

1	1:10.332	+4.492	11:34:20.764
2	1:07.224	+1.384	11:35:27.988
3	1:07.073	+1.233	11:36:35.061
4	1:05.946	+0.106	11:37:41.007
5	1:07.188	+1.348	11:38:48.195
6	1:05.858	+0.018	11:39:54.053
7	1:07.387	+1.547	11:41:01.440
8	1:05.953	+0.113	11:42:07.393
9	<b>1:05.840</b>		11:43:13.233
10	1:06.874	+1.034	11:44:20.107
11	1:06.746	+0.906	11:45:26.853
12	1:08.044	+2.204	11:46:34.897
13	1:06.210	+0.370	11:47:41.107

(221) Vladislav Kurakin

1	1:09.221	+3.333	11:34:19.347
2	1:06.404	+0.516	11:35:25.751
3	1:14.754	+8.866	11:36:40.505
4	1:06.198	+0.310	11:37:46.703
5	1:06.178	+0.290	11:38:52.881
6	1:06.301	+0.413	11:39:59.182
7	1:05.971	+0.083	11:41:05.153
8	1:05.981	+0.093	11:42:11.134
9	1:06.120	+0.232	11:43:17.254
10	<b>1:05.888</b>		11:44:23.142
11	1:06.129	+0.241	11:45:29.271
12	1:06.176	+0.288	11:46:35.447
13	1:06.466	+0.578	11:47:41.913

(228) Sandor Jakab

1	1:11.629	+5.974	11:34:23.049
2	1:06.981	+1.326	11:35:30.030
3	1:06.797	+1.142	11:36:36.827
4	1:06.614	+0.959	11:37:43.441
5	1:06.025	+0.370	11:38:49.466
6	1:06.472	+0.817	11:39:55.938
7	1:06.545	+0.890	11:41:02.483
8	1:06.035	+0.380	11:42:08.518
9	<b>1:05.655</b>		11:43:14.173
10	1:06.414	+0.759	11:44:20.587
11	1:07.096	+1.441	11:45:27.683
12	1:07.569	+1.914	11:46:35.252
13	1:06.841	+1.186	11:47:42.093

(241) Michael Cool

1	1:12.468	+6.635	11:34:23.595
2	1:06.825	+0.992	11:35:30.420
3	1:06.353	+0.520	11:36:36.773
4	1:06.319	+0.486	11:37:43.092
5	1:06.062	+0.229	11:38:49.154
6	1:05.865	+0.032	11:39:55.019
7	1:06.335	+0.502	11:41:01.354
8	1:05.875	+0.042	11:42:07.229
9	<b>1:05.833</b>		11:43:13.062
10	1:06.813	+0.980	11:44:19.875
11	1:07.739	+1.906	11:45:27.614
12	1:07.426	+1.593	11:46:35.040
13	1:07.383	+1.550	11:47:42.423

(233) Jake Ball

1	1:27.469	+21.924	11:34:37.435
2	1:06.055	+0.510	11:35:43.490
3	1:05.637	+0.092	11:36:49.127
4	1:05.576	+0.031	11:37:54.703
5	<b>1:05.545</b>		11:39:00.248
6	1:05.835	+0.290	11:40:06.083
7	1:05.717	+0.172	11:41:11.800
8	1:05.559	+0.014	11:42:17.359
9	1:05.562	+0.017	11:43:22.921
10	1:05.666	+0.121	11:44:28.587
11	1:05.793	+0.248	11:45:34.380
12	1:05.941	+0.396	11:46:40.321
13	1:06.042	+0.497	11:47:46.363

(255) Stefan Riener

1	1:25.679	+20.076	11:34:35.221
2	1:06.111	+0.508	11:35:41.332
3	1:06.027	+0.424	11:36:47.359
4	1:06.564	+0.961	11:37:53.923
5	1:06.041	+0.438	11:38:59.964
6	1:05.846	+0.243	11:40:05.810
7	<b>1:05.603</b>		11:41:11.413
8	1:05.612	+0.009	11:42:17.025
9	1:05.609	+0.006	11:43:22.634
10	1:05.800	+0.197	11:44:28.434
11	1:05.803	+0.200	11:45:34.237
12	1:06.553	+0.950	11:46:40.790
13	1:05.691	+0.088	11:47:46.481

(231) Ricardo Romkema

1	1:24.086	+18.546	11:34:33.970
2	1:06.876	+1.336	11:35:40.846
3	1:06.201	+0.661	11:36:47.047
4	1:06.604	+1.064	11:37:53.651
5	1:06.252	+0.712	11:38:59.903
6	1:06.516	+0.976	11:40:06.419
7	<b>1:05.540</b>		11:41:11.959
8	1:05.620	+0.080	11:42:17.579
9	1:05.638	+0.098	11:43:23.217
10	1:05.676	+0.136	11:44:28.893
11	1:05.894	+0.354	11:45:34.787
12	1:06.144	+0.604	11:46:40.931
13	1:06.041	+0.501	11:47:46.972

(234) Luis Silva

1	1:23.749	+18.141	11:34:33.799
2	1:07.179	+1.571	11:35:40.978
3	1:06.194	+0.586	11:36:47.172
4	1:06.961	+1.353	11:37:54.133
5	1:05.975	+0.367	11:39:00.108
6	1:06.382	+0.774	11:40:06.490
7	1:05.789	+0.181	11:41:12.279
8	<b>1:05.608</b>		11:42:17.887
9	1:05.622	+0.014	11:43:23.509
10	1:05.765	+0.157	11:44:29.274
11	1:05.814	+0.206	11:45:35.088
12	1:06.053	+0.445	11:46:41.141
13	1:06.327	+0.719	11:47:47.468

(251) Valter Rosario

1	1:24.253	+18.617	11:34:34.274
2	1:06.857	+1.221	11:35:41.131
3	1:06.659	+1.023	11:36:47.790
4	1:06.509	+0.873	11:37:54.299



# ROTAX MAX Winter Cup Campillos

ROTAX Seniors / Masters

Campillos / Spain 1,588 Km

PREFINAL

2011-02-13 11:30

Race (13 Laps) started at 11:33:09

Lap	Lap Tm	Diff	Time of Day
5	1:06.171	+0.535	11:39:00.470
6	1:06.286	+0.650	11:40:06.756
7	1:05.728	+0.092	11:41:12.484
8	<b>1:05.636</b>		11:42:18.120
9	1:05.999	+0.363	11:43:24.119
10	1:05.855	+0.219	11:44:29.974
11	1:05.801	+0.165	11:45:35.775
12	1:05.985	+0.349	11:46:41.760
13	1:06.186	+0.550	11:47:47.946

(236) Ludvig Morin

1	1:10.790	+5.094	11:34:22.122
2	1:06.957	+1.261	11:35:29.079
3	1:06.644	+0.948	11:36:35.723
4	1:07.215	+1.519	11:37:42.938
5	1:06.094	+0.398	11:38:49.032
6	<b>1:05.696</b>		11:39:54.728
7	1:06.341	+0.645	11:41:01.069
8	1:05.890	+0.194	11:42:06.959
9	1:05.990	+0.294	11:43:12.949
10	1:07.020	+1.324	11:44:19.969
11	1:06.528	+0.832	11:45:26.497
12	1:08.166	+2.470	11:46:34.663
13	1:06.156	+0.460	11:47:40.819

(243) Urban Lah

1	1:32.703	+27.107	11:34:42.390
2	1:06.330	+0.734	11:35:48.720
3	1:05.963	+0.367	11:36:54.683
4	1:06.050	+0.454	11:38:00.733
5	1:05.956	+0.360	11:39:06.689
6	1:05.712	+0.116	11:40:12.401
7	1:05.637	+0.041	11:41:18.038
8	1:05.630	+0.034	11:42:23.668
9	1:05.862	+0.266	11:43:29.530
10	<b>1:05.596</b>		11:44:35.126
11	1:05.655	+0.059	11:45:40.781
12	1:05.696	+0.100	11:46:46.477
13	1:05.773	+0.177	11:47:52.250

(230) David Agerstig

1	1:10.096	+4.497	11:34:21.130
2	1:11.659	+6.060	11:35:32.789
3	1:06.174	+0.575	11:36:38.963
4	1:06.002	+0.403	11:37:44.965
5	1:05.720	+0.121	11:38:50.685
6	1:05.629	+0.030	11:39:56.314
7	1:06.246	+0.647	11:41:02.560
8	<b>1:05.599</b>		11:42:08.159
9	1:05.666	+0.067	11:43:13.825
10	1:06.350	+0.751	11:44:20.175
11	1:06.383	+0.784	11:45:26.558
12	1:24.745	+19.146	11:46:51.303
13	1:06.579	+0.980	11:47:57.882

(204) Tom Fawcett

1	1:10.248	+4.711	11:34:20.064
2	1:06.028	+0.491	11:35:26.092
3	1:06.661	+1.124	11:36:32.753
4	1:05.576	+0.039	11:37:38.329
5	1:05.951	+0.414	11:38:44.280
6	1:05.951	+0.414	11:39:50.231
7	<b>1:05.537</b>		11:40:55.768
8	1:05.730	+0.193	11:42:01.498
9	1:06.298	+0.761	11:43:07.796
10	1:06.751	+1.214	11:44:14.547

Lap	Lap Tm	Diff	Time of Day
(257) Romain Mange			
1	1:08.763	+2.171	11:34:19.013
2	1:06.729	+0.137	11:35:25.742
3	1:08.266	+1.674	11:36:34.008
4	<b>1:06.592</b>		11:37:40.600

Lap	Lap Tm	Diff	Time of Day
-----	--------	------	-------------



Rotax Max Winter Cup 2011  
 Class: Rotax Max Seniors / Masters  
 Date/Time: 13-02-2011 14:30

Track: Campillos / Spain  
 Heat: Final  
 Laps: 18

Edition 1

Jiri Forman	<b>239</b>	Laps 13 Tm. 0.765	17	Luke Haynes	<b>212</b>	Laps 13 Tm. DQ
	33				34	
Romain Mange	<b>257</b>	Laps 4 Tm. 4:31.429	16	Bas de Laat	<b>237</b>	Laps Tm. 0.182
	31				32	
Ludvig Morin	<b>236</b>	Laps 13 Tm. 14:51.648	15	Tom Fawcett	<b>204</b>	Laps 10 Tm. 11:05.376
	29				30	
Urban Lah	<b>243</b>	Laps 13 Tm. 14:43.079	14	David Agerstig	<b>230</b>	Laps 13 Tm. 14:48.711
	27				28	
Luis Silva	<b>234</b>	Laps 13 Tm. 14:38.297	13	Valter Rosario	<b>251</b>	Laps 13 Tm. 14:38.775
	25				26	
Stefan Riener	<b>255</b>	Laps 13 Tm. 14:37.310	12	Ricardo Romkema	<b>231</b>	Laps 13 Tm. 14:37.801
	23				24	
Michael Cool	<b>241</b>	Laps 13 Tm. 14:33.252	11	Jake Ball	<b>233</b>	Laps 13 Tm. 14:37.192
	21				22	
Vladislav Kurakin	<b>221</b>	Laps 13 Tm. 14:32.742	10	Sandor Jakab	<b>228</b>	Laps 13 Tm. 14:32.922
	19				20	
Katerina Zurkova	<b>238</b>	Laps 13 Tm. 14:30.940	9	Evangelos Gavalas	<b>227</b>	Laps 13 Tm. 14:31.936
	17				18	
Niki Laa	<b>216</b>	Laps 13 Tm. 14:26.587	8	Joao Soares	<b>252</b>	Laps 13 Tm. 14:26.801
	15				16	
Jonas Fors	<b>235</b>	Laps 13 Tm. 14:25.902	7	Jules Cousin	<b>242</b>	Laps 13 Tm. 14:26.318
	13				14	
Matija Jurkovic	<b>245</b>	Laps 13 Tm. 14:24.771	6	Christian Sorensen	<b>244</b>	Laps 13 Tm. 14:25.245
	11				12	
Aavo Talvar	<b>226</b>	Laps 13 Tm. 14:23.710	5	Sandro Lukovic	<b>240</b>	Laps 13 Tm. 14:24.198
	9				10	
Sean Babington	<b>249</b>	Laps 13 Tm. 14:22.704	4	George Williams	<b>250</b>	Laps 13 Tm. 14:23.647
	7				8	
Ramon Rietveld	<b>247</b>	Laps 13 Tm. 14:19.966	3	Harry Drysdale	<b>232</b>	Laps 13 Tm. 14:21.915
	5				6	
Mats Van Den Brand	<b>203</b>	Laps 13 Tm. 14:17.378	2	Jack Dex	<b>248</b>	Laps 13 Tm. 14:19.126
	3				4	
Ferenc Kancsar	<b>209</b>	Laps 13 Tm. 14:13.839	1	Antoine Barthon	<b>208</b>	Laps 13 Tm. 14:14.556
	1				2	

Pole Position

Clerk of the course Nigel Edwards:  
 Stewards (Chairman) Olivier Steveny:

Scrutineer Paul Klaassen:  
 Timekeeping Ingrid/Meik Wagner:





# ROTAX MAX Winter Cup Campillos

ROTAX Seniors / Masters

Campillos / Spain 1,588 Km

FINAL

2011-02-13 14:30

Race (18 Laps) started at 14:33:16

Pos	No.	Name	Nat.	Chassis	Race Team	Laps	Total Tm	Diff	Best Tm	In Lap	km/h	Points
1	209	Ferenc Kancsar	AUT	Intrepid	Intrepid Force Rotax	18	19:40.654		1:05.282	7	87,571	0
2	249	Sean Babington	GBR	Alonso	Dan Holland Racing	18	19:40.655	0.001	1:05.010	6	87,937	0
3	203	Mats Van Den Brand	NED	Intrepid	Intrepid Force Rotax	18	19:40.826	0.172	1:05.285	7	87,567	0
4	233	Jake Ball	GBR	Tonykart	RL Racing Dept Ltd	18	19:43.174	2.520	1:05.200	6	87,681	0
5	208	Antoine Barthon	FRA	Tonykart	MD Competition	18	19:43.661	3.007	1:05.371	12	87,452	0
6	248	Jack Dex	GBR	Alonso	Dan Holland Racing	18	19:45.485	4.831	1:05.410	11	87,399	0
7	250	George Williams	GBR	Alonso	Dan Holland Racing	18	19:45.671	5.017	1:05.244	9	87,622	0
8	247	Ramon Rietveld	NED	Intrepid	Team TKP	18	19:46.228	5.574	1:05.419	8	87,387	0
9	244	Christian Sorensen	DEN	First Kart	First Kart s.r.l	18	19:47.154	6.500	1:05.419	6	87,387	0
10	239	Jiri Forman	CZE	MS Kart	MS Kart Racing Team	18	19:48.172	7.518	1:05.002	8	87,948	0
11	204	Tom Fawcett	GBR	Birel	Kalman Motorsport	18	19:48.731	8.077	1:05.066	6	87,862	0
12	245	Matija Jurkovic	SLO	Intrepid	MLM Racing Team	18	19:48.866	8.212	1:05.057	6	87,874	0
13	232	Harry Drysdale	GBR	Alonso	Dan Holland Racing	18	19:50.756	10.102	1:05.450	5	87,346	0
14	226	Aavo Talvar	EST	Intrepid	Talvar Racing	18	19:50.756	10.102	1:05.227	14	87,645	0
15	237	Bas de Laat	NED	Gillard	VZ Racing	18	19:51.431	10.777	1:05.202	16	87,678	0
16	255	Stefan Riener	AUT	Intrepid	Intrepid Force Rotax	18	19:51.707	11.053	1:05.231	6	87,639	0
17	240	Sandro Lukovic	AUT	Birel	Kalman Motorsport	18	19:56.096	15.442	1:05.318	7	87,523	0
18	243	Urban Lah	SLO	Intrepid	MLM Racing Team	18	19:57.516	16.862	1:05.234	9	87,635	0
19	221	Vladislav Kurakin	RUS	MS Kart	MS Kart Racing Team	18	19:57.569	16.915	1:05.480	11	87,306	0
20	235	Jonas Fors	SWE	Tonykart	Sodakart. SE	18	19:57.857	17.203	1:05.810	11	86,868	0
21	230	David Agerstig	SWE	Sodi	Nivo Karting	18	19:59.198	18.544	1:05.619	6	87,121	0
22	227	Evangelos Gavalas	GRE	Birel	Kalman Motorsport	18	19:59.356	18.702	1:05.629	11	87,108	0
23	236	Ludvig Morin	SWE	Kosmic	Sodakart. SE	18	20:00.679	20.025	1:05.624	9	87,114	0
24	231	Ricardo Romkema	NED	Intrepid	Team TKP	18	20:01.959	21.305	1:05.445	8	87,353	0
25	242	Jules Cousin	FRA	FA Kart	DSS Kart	18	20:02.195	21.541	1:05.534	12	87,234	0
26	252	Joao Soares	POR	Tonykart	Tonykart Portugal	18	20:02.280	21.626	1:05.583	11	87,169	0
27	228	Sandor Jakab	SVK	Birel	Kalman Motorsport	18	20:03.671	23.017	1:05.873	15	86,785	0
28	257	Romain Mange	FRA	Tonykart	MD Competition	18	20:06.729	26.075	1:05.645	6	87,087	0
29	238	Katerina Zurkova	CZE	MS Kart	MS Kart Racing Team	18	20:16.453	35.799	1:05.944	11	86,692	0
30	216	Niki Laa	AUT	Birel	Kalman Motorsport	11	12:19.162	7 Laps	1:05.553	11	87,209	0
31	241	Michael Cool	BEL	Tonykart	Bouvin Power	10	11:19.577	8 Laps	1:05.693	10	87,023	0
32	251	Valter Rosario	POR	Tonykart	Tonykart Portugal	8	9:03.586	10 Laps	1:06.358	6	86,151	0

Not classified

DQ	234	Luis Silva	POR	Kosmic	RS Racing Team	6	6:50.498	DQ	1:05.765	6	86,928	0
DNS	212	Luke Haynes	GBR	Tonykart	Torq Motorsport			DNS		0	-	0

## Announcements

These results are provisional until the conclusion of any judicial and technical matters

No. 234 black flag / reason changing position before red line

Started: 33      Classified: 32      Not classified: 1

Margin of Victory	Ø km/h	Best Lap Tm	km/h	Best Lap by
0.001	87,157	1:05.002	87,948	239 - Jiri Forman

Official Timing [www.camp-company.de](http://www.camp-company.de) / [www.motorsport-events.se](http://www.motorsport-events.se)

Orbits

Timekeeping Ingrid and Meik Wagner:

Clerk of the course Nigel Edwards:

[www.mylaps.com](http://www.mylaps.com)

Steward (Chairman) Olivier Steveny:

Chief Scrutineer Paul Klaassen:

Licensed to: Motorsport Events

Printed: 2011-02-13 14:56:31

posted at:

h



# ROTAX MAX Winter Cup Campillos

ROTAX Seniors / Masters

Campillos / Spain 1,588 Km

FINAL

2011-02-13 14:30

Race (18 Laps) started at 14:33:16

Lap	Lap Tm	Diff	Time of Day
<b>(209) Ferenc Kancsar</b>			
1	1:06.564	+1.282	14:34:23.245
2	1:05.759	+0.477	14:35:29.004
3	1:05.475	+0.193	14:36:34.479
4	1:05.489	+0.207	14:37:39.968
5	1:05.443	+0.161	14:38:45.411
6	1:05.297	+0.015	14:39:50.708
7	<b>1:05.282</b>		14:40:55.990
8	1:05.510	+0.228	14:42:01.500
9	1:05.428	+0.146	14:43:06.928
10	1:05.430	+0.148	14:44:12.358
11	1:05.357	+0.075	14:45:17.715
12	1:05.317	+0.035	14:46:23.032
13	1:05.625	+0.343	14:47:28.657
14	1:05.469	+0.187	14:48:34.126
15	1:06.041	+0.759	14:49:40.167
16	1:05.638	+0.356	14:50:45.805
17	1:05.499	+0.217	14:51:51.304
18	1:06.031	+0.749	14:52:57.335

<b>(249) Sean Babington</b>			
1	1:07.632	+2.622	14:34:24.613
2	1:06.073	+1.063	14:35:30.686
3	1:05.299	+0.289	14:36:35.985
4	1:05.222	+0.212	14:37:41.207
5	1:05.199	+0.189	14:38:46.406
6	<b>1:05.010</b>		14:39:51.416
7	1:05.134	+0.124	14:40:56.550
8	1:05.348	+0.338	14:42:01.898
9	1:05.298	+0.288	14:43:07.196
10	1:05.421	+0.411	14:44:12.617
11	1:05.535	+0.525	14:45:18.152
12	1:05.201	+0.191	14:46:23.353
13	1:05.539	+0.529	14:47:28.892
14	1:05.381	+0.371	14:48:34.273
15	1:05.683	+0.673	14:49:39.956
16	1:05.471	+0.461	14:50:45.427
17	1:05.585	+0.575	14:51:51.012
18	1:06.324	+1.314	14:52:57.336

<b>(203) Mats Van Den Brand</b>			
1	1:06.737	+1.452	14:34:23.497
2	1:05.757	+0.472	14:35:29.254
3	1:05.366	+0.081	14:36:34.620
4	1:05.606	+0.321	14:37:40.226
5	1:05.414	+0.129	14:38:45.640
6	1:05.339	+0.054	14:39:50.979
7	<b>1:05.285</b>		14:40:56.264
8	1:05.709	+0.424	14:42:01.973
9	1:05.515	+0.230	14:43:07.488
10	1:05.549	+0.264	14:44:13.037
11	1:05.468	+0.183	14:45:18.505
12	1:05.414	+0.129	14:46:23.919
13	1:05.516	+0.231	14:47:29.435
14	1:05.514	+0.229	14:48:34.949
15	1:05.657	+0.372	14:49:40.606
16	1:05.456	+0.171	14:50:46.062
17	1:05.608	+0.323	14:51:51.670
18	1:05.837	+0.552	14:52:57.507

<b>(233) Jake Ball</b>			
1	1:08.757	+3.557	14:34:26.481
2	1:05.559	+0.359	14:35:32.040
3	1:06.311	+1.111	14:36:38.351
4	1:05.431	+0.231	14:37:43.782

5	1:05.366	+0.166	14:38:49.148
6	<b>1:05.200</b>		14:39:54.348
7	1:05.471	+0.271	14:40:59.819
8	1:05.415	+0.215	14:42:05.234
9	1:05.389	+0.189	14:43:10.623
10	1:05.463	+0.263	14:44:16.086
11	1:05.428	+0.228	14:45:21.514
12	1:05.337	+0.137	14:46:26.851
13	1:05.444	+0.244	14:47:32.295
14	1:05.463	+0.263	14:48:37.758
15	1:05.490	+0.290	14:49:43.248
16	1:05.477	+0.277	14:50:48.725
17	1:05.457	+0.257	14:51:54.182
18	1:05.673	+0.473	14:52:59.855

<b>(208) Antoine Barthon</b>			
1	1:07.647	+2.276	14:34:24.411
2	1:06.985	+1.614	14:35:31.396
3	1:05.986	+0.615	14:36:37.382
4	1:05.591	+0.220	14:37:42.973
5	1:05.737	+0.366	14:38:48.710
6	1:05.474	+0.103	14:39:54.184
7	1:05.736	+0.365	14:40:59.920
8	1:05.600	+0.229	14:42:05.520
9	1:05.495	+0.124	14:43:11.015
10	1:05.725	+0.354	14:44:16.740
11	1:05.441	+0.070	14:45:22.181
12	<b>1:05.371</b>		14:46:27.552
13	1:05.516	+0.145	14:47:33.068
14	1:05.452	+0.081	14:48:38.520
15	1:05.394	+0.023	14:49:43.914
16	1:05.426	+0.055	14:50:49.340
17	1:05.412	+0.041	14:51:54.752
18	1:05.590	+0.219	14:53:00.342

<b>(248) Jack Dex</b>			
1	1:08.025	+2.615	14:34:24.869
2	1:07.089	+1.679	14:35:31.958
3	1:06.929	+1.519	14:36:38.887
4	1:05.672	+0.262	14:37:44.559
5	1:05.473	+0.063	14:38:50.032
6	1:05.416	+0.006	14:39:55.448
7	1:05.592	+0.182	14:41:01.040
8	1:05.487	+0.077	14:42:06.527
9	1:05.506	+0.096	14:43:12.033
10	1:05.585	+0.175	14:44:17.618
11	<b>1:05.410</b>		14:45:23.028
12	1:05.494	+0.084	14:46:28.522
13	1:05.605	+0.195	14:47:34.127
14	1:05.583	+0.173	14:48:39.710
15	1:05.581	+0.171	14:49:45.291
16	1:05.522	+0.112	14:50:50.813
17	1:05.493	+0.083	14:51:56.306
18	1:05.860	+0.450	14:53:02.166

<b>(250) George Williams</b>			
1	1:07.991	+2.747	14:34:25.042
2	1:06.726	+1.482	14:35:31.768
3	1:08.660	+3.416	14:36:40.428
4	1:05.559	+0.315	14:37:45.987
5	1:05.401	+0.157	14:38:51.388
6	1:05.523	+0.279	14:39:56.911
7	1:05.349	+0.105	14:41:02.260
8	1:05.364	+0.120	14:42:07.624
9	<b>1:05.244</b>		14:43:12.868
10	1:05.288	+0.044	14:44:18.156

11	1:05.679	+0.435	14:45:23.835
12	1:05.429	+0.185	14:46:29.264
13	1:05.483	+0.239	14:47:34.747
14	1:05.519	+0.275	14:48:40.266
15	1:05.418	+0.174	14:49:45.684
16	1:05.592	+0.348	14:50:51.276
17	1:05.471	+0.227	14:51:56.747
18	1:05.605	+0.361	14:53:02.352

<b>(247) Ramon Rietveld</b>			
1	1:07.630	+2.211	14:34:24.498
2	1:06.957	+1.538	14:35:31.455
3	1:06.568	+1.149	14:36:38.023
4	1:06.193	+0.774	14:37:44.216
5	1:05.628	+0.209	14:38:49.844
6	1:05.926	+0.507	14:39:55.770
7	1:05.561	+0.142	14:41:01.331
8	<b>1:05.419</b>		14:42:06.750
9	1:05.568	+0.149	14:43:12.318
10	1:05.614	+0.195	14:44:17.932
11	1:06.081	+0.662	14:45:24.013
12	1:05.558	+0.139	14:46:29.571
13	1:05.743	+0.324	14:47:35.314
14	1:05.504	+0.085	14:48:40.818
15	1:05.540	+0.121	14:49:46.358
16	1:05.489	+0.070	14:50:51.847
17	1:05.421	+0.002	14:51:57.268
18	1:05.641	+0.222	14:53:02.909

<b>(244) Christian Sorensen</b>			
1	1:08.141	+2.722	14:34:25.348
2	1:06.974	+1.555	14:35:32.322
3	1:07.289	+1.870	14:36:39.611
4	1:05.597	+0.178	14:37:45.208
5	1:05.575	+0.156	14:38:50.783
6	<b>1:05.419</b>		14:39:56.202
7	1:05.580	+0.161	14:41:01.782
8	1:05.482	+0.063	14:42:07.264
9	1:05.768	+0.349	14:43:13.032
10	1:05.759	+0.340	14:44:18.791
11	1:05.738	+0.319	14:45:24.529
12	1:05.582	+0.163	14:46:30.111
13	1:05.611	+0.192	14:47:35.722
14	1:05.682	+0.263	14:48:41.404
15	1:05.547	+0.128	14:49:46.951
16	1:05.521	+0.102	14:50:52.472
17	1:05.543	+0.124	14:51:58.015
18	1:05.820	+0.401	14:53:03.835

<b>(239) Jiri Forman</b>			
1	1:11.886	+6.884	14:34:30.938
2	1:07.178	+2.176	14:35:38.116
3	1:06.165	+1.163	14:36:44.281
4	1:05.299	+0.297	14:37:49.580
5	1:05.281	+0.279	14:38:54.861
6	1:05.166	+0.164	14:40:00.027
7	1:05.057	+0.055	14:41:05.084
8	<b>1:05.002</b>		14:42:10.086
9	1:05.261	+0.259	14:43:15.347
10	1:05.646	+0.644	14:44:20.993
11	1:05.459	+0.457	14:45:26.452
12	1:05.527	+0.525	14:46:31.979
13	1:05.382	+0.380	14:47:37.361
14	1:05.587	+0.585	14:48:42.948
15	1:05.591	+0.589	14:49:48.539
16	1:05.397	+0.395	14:50:53.936



# ROTAX MAX Winter Cup Campillos

ROTAX Seniors / Masters

Campillos / Spain 1,588 Km

FINAL

2011-02-13 14:30

Race (18 Laps) started at 14:33:16

Lap	Lap Tm	Diff	Time of Day
17	1:05.450	+0.448	14:51:59.386
18	1:05.467	+0.465	14:53:04.853

**(204) Tom Fawcett**

Lap	Lap Tm	Diff	Time of Day
1	1:11.094	+6.028	14:34:29.700
2	1:06.052	+0.986	14:35:35.752
3	1:06.456	+1.390	14:36:42.208
4	1:05.843	+0.777	14:37:48.051
5	1:05.253	+0.187	14:38:53.304
6	<b>1:05.066</b>		14:39:58.370
7	1:05.191	+0.125	14:41:03.561
8	1:05.229	+0.163	14:42:08.790
9	1:05.846	+0.780	14:43:14.636
10	1:07.554	+2.488	14:44:22.190
11	1:05.350	+0.284	14:45:27.540
12	1:05.410	+0.344	14:46:32.950
13	1:05.412	+0.346	14:47:38.362
14	1:05.420	+0.354	14:48:43.782
15	1:05.442	+0.376	14:49:49.224
16	1:05.338	+0.272	14:50:54.562
17	1:05.368	+0.302	14:51:59.930
18	1:05.482	+0.416	14:53:05.412

**(245) Matija Jurkovic**

Lap	Lap Tm	Diff	Time of Day
1	1:09.721	+4.664	14:34:26.878
2	1:06.105	+1.048	14:35:32.983
3	1:08.166	+3.109	14:36:41.149
4	1:05.852	+0.795	14:37:47.001
5	1:05.310	+0.253	14:38:52.311
6	<b>1:05.057</b>		14:39:57.368
7	1:05.709	+0.652	14:41:03.077
8	1:05.937	+0.880	14:42:09.014
9	1:05.528	+0.471	14:43:14.542
10	1:06.670	+1.613	14:44:21.212
11	1:05.511	+0.454	14:45:26.723
12	1:05.644	+0.587	14:46:32.367
13	1:05.376	+0.319	14:47:37.743
14	1:05.356	+0.299	14:48:43.099
15	1:05.630	+0.573	14:49:48.729
16	1:05.901	+0.844	14:50:54.630
17	1:05.494	+0.437	14:52:00.124
18	1:05.423	+0.366	14:53:05.547

**(232) Harry Drysdale**

Lap	Lap Tm	Diff	Time of Day
1	1:08.017	+2.567	14:34:24.971
2	1:06.574	+1.124	14:35:31.545
3	1:08.794	+3.344	14:36:40.339
4	1:05.834	+0.384	14:37:46.173
5	<b>1:05.450</b>		14:38:51.623
6	1:05.585	+0.135	14:39:57.208
7	1:05.802	+0.352	14:41:03.010
8	1:05.493	+0.043	14:42:08.503
9	1:05.762	+0.312	14:43:14.265
10	1:07.351	+1.901	14:44:21.616
11	1:05.704	+0.254	14:45:27.320
12	1:05.940	+0.490	14:46:33.260
13	1:05.767	+0.317	14:47:39.027
14	1:05.505	+0.055	14:48:44.532
15	1:05.495	+0.045	14:49:50.027
16	1:05.634	+0.184	14:50:55.661
17	1:05.684	+0.234	14:52:01.345
18	1:06.092	+0.642	14:53:07.437

**(226) Aavo Talvar**

Lap	Lap Tm	Diff	Time of Day
1	1:09.623	+4.396	14:34:26.687
2	1:06.106	+0.879	14:35:32.793

Lap	Lap Tm	Diff	Time of Day
3	1:11.808	+6.581	14:36:44.601
4	1:05.894	+0.667	14:37:50.495
5	1:05.294	+0.067	14:38:55.789
6	1:05.838	+0.611	14:40:01.627
7	1:05.954	+0.727	14:41:07.581
8	1:05.562	+0.335	14:42:13.143
9	1:05.311	+0.084	14:43:18.454
10	1:05.436	+0.209	14:44:23.890
11	1:05.821	+0.594	14:45:29.711
12	1:05.410	+0.183	14:46:35.121
13	1:05.404	+0.177	14:47:40.525
14	<b>1:05.227</b>		14:48:45.752
15	1:05.248	+0.021	14:49:51.000
16	1:05.245	+0.018	14:50:56.245
17	1:05.339	+0.112	14:52:01.584
18	1:05.853	+0.626	14:53:07.437

**(237) Bas de Laat**

Lap	Lap Tm	Diff	Time of Day
1	1:11.373	+6.171	14:34:30.002
2	1:07.700	+2.498	14:35:37.702
3	1:06.304	+1.102	14:36:44.006
4	1:05.763	+0.561	14:37:49.769
5	1:05.823	+0.621	14:38:55.592
6	1:05.809	+0.607	14:40:01.401
7	1:06.246	+1.044	14:41:07.647
8	1:05.831	+0.629	14:42:13.478
9	1:05.225	+0.023	14:43:18.703
10	1:05.403	+0.201	14:44:24.106
11	1:05.821	+0.619	14:45:29.927
12	1:05.458	+0.256	14:46:35.385
13	1:05.295	+0.093	14:47:40.680
14	1:05.398	+0.196	14:48:46.078
15	1:05.226	+0.024	14:49:51.304
16	<b>1:05.202</b>		14:50:56.506
17	1:05.717	+0.515	14:52:02.223
18	1:05.889	+0.687	14:53:08.112

**(255) Stefan Riener**

Lap	Lap Tm	Diff	Time of Day
1	1:11.619	+6.388	14:34:29.551
2	1:06.272	+1.041	14:35:35.823
3	1:06.767	+1.536	14:36:42.590
4	1:06.000	+0.769	14:37:48.590
5	1:05.784	+0.553	14:38:54.374
6	<b>1:05.231</b>		14:39:59.605
7	1:05.558	+0.327	14:41:05.163
8	1:05.318	+0.087	14:42:10.481
9	1:05.458	+0.227	14:43:15.939
10	1:06.379	+1.148	14:44:22.318
11	1:05.733	+0.502	14:45:28.051
12	1:05.746	+0.515	14:46:33.797
13	1:05.590	+0.359	14:47:39.387
14	1:05.567	+0.336	14:48:44.954
15	1:05.542	+0.311	14:49:50.496
16	1:05.586	+0.355	14:50:56.082
17	1:06.217	+0.986	14:52:02.299
18	1:06.089	+0.858	14:53:08.388

**(240) Sandro Lukovic**

Lap	Lap Tm	Diff	Time of Day
1	1:10.013	+4.695	14:34:27.147
2	1:05.932	+0.614	14:35:33.079
3	1:08.345	+3.027	14:36:41.424
4	1:05.846	+0.528	14:37:47.270
5	1:05.457	+0.139	14:38:52.727
6	1:05.868	+0.550	14:39:58.595
7	<b>1:05.318</b>		14:41:03.913
8	1:05.604	+0.286	14:42:09.517

Lap	Lap Tm	Diff	Time of Day
9	1:06.637	+1.319	14:43:16.154
10	1:06.599	+1.281	14:44:22.753
11	1:07.687	+2.369	14:45:30.440
12	1:05.923	+0.605	14:46:36.363
13	1:06.039	+0.721	14:47:42.402
14	1:06.155	+0.837	14:48:48.557
15	1:05.879	+0.561	14:49:54.436
16	1:05.977	+0.659	14:51:00.413
17	1:06.092	+0.774	14:52:06.505
18	1:06.272	+0.954	14:53:12.777

**(243) Urban Lah**

Lap	Lap Tm	Diff	Time of Day
1	1:14.150	+8.916	14:34:32.523
2	1:06.178	+0.944	14:35:38.701
3	1:06.857	+1.623	14:36:45.558
4	1:07.752	+2.518	14:37:53.310
5	1:06.241	+1.007	14:38:59.551
6	1:06.135	+0.901	14:40:05.686
7	1:06.727	+1.493	14:41:12.413
8	1:05.349	+0.115	14:42:17.762
9	<b>1:05.234</b>		14:43:22.996
10	1:05.613	+0.379	14:44:28.609
11	1:05.468	+0.234	14:45:34.077
12	1:05.320	+0.086	14:46:39.397
13	1:05.267	+0.033	14:47:44.664
14	1:05.988	+0.754	14:48:50.652
15	1:05.789	+0.555	14:49:56.441
16	1:05.407	+0.173	14:51:01.848
17	1:05.673	+0.439	14:52:07.521
18	1:06.676	+1.442	14:53:14.197

**(221) Vladislav Kurakin**

Lap	Lap Tm	Diff	Time of Day
1	1:11.175	+5.695	14:34:28.949
2	1:05.989	+0.509	14:35:34.938
3	1:06.734	+1.254	14:36:41.672
4	1:06.528	+1.048	14:37:48.200
5	1:06.327	+0.847	14:38:54.527
6	1:06.530	+1.050	14:40:01.057
7	1:07.022	+1.542	14:41:08.079
8	1:05.585	+0.105	14:42:13.664
9	1:06.690	+1.210	14:43:20.354
10	1:06.521	+1.041	14:44:26.875
11	<b>1:05.480</b>		14:45:32.355
12	1:05.607	+0.127	14:46:37.962
13	1:05.709	+0.229	14:47:43.671
14	1:06.171	+0.691	14:48:49.842
15	1:05.797	+0.317	14:49:55.639
16	1:05.994	+0.514	14:51:01.633
17	1:06.359	+0.879	14:52:07.992
18	1:06.258	+0.778	14:53:14.250

**(235) Jonas Fors**

Lap	Lap Tm	Diff	Time of Day
1	1:10.182	+4.372	14:34:27.576
2	1:06.617	+0.807	14:35:34.193
3	1:07.314	+1.504	14:36:41.507
4	1:06.176	+0.366	14:37:47.683
5	1:06.771	+0.961	14:38:54.454
6	1:06.015	+0.205	14:40:00.469
7	1:06.643	+0.833	14:41:07.112
8	1:06.127	+0.317	14:42:13.239
9	1:06.242	+0.432	14:43:19.481
10	1:05.926	+0.116	14:44:25.407
11	<b>1:05.810</b>		14:45:31.217
12	1:05.833	+0.023	14:46:37.050
13	1:05.875	+0.065	14:47:42.925
14	1:05.986	+0.176	14:48:48.911









# ROTAX MAX Winter Cup Campillos

ROTAX Seniors / Masters

Campillos / Spain 1,588 Km

FINAL

2011-02-13 14:30

Race (18 Laps) started at 14:33:16

Lap	Lap Tm	Diff	Time of Day
<b>(241) Michael Cool</b>			
1	1:07.789	+2.096	14:34:34.621
2	1:05.837	+0.144	14:35:40.458
3	1:06.280	+0.587	14:36:46.738
4	1:06.900	+1.207	14:37:53.638
5	1:06.018	+0.325	14:38:59.656
6	1:06.065	+0.372	14:40:05.721
7	1:06.845	+1.152	14:41:12.566
8	1:12.229	+6.536	14:42:24.795
9	1:05.770	+0.077	14:43:30.565
10	<b>1:05.693</b>		14:44:36.258

<b>(251) Valter Rosario</b>			
1	1:12.080	+5.722	14:34:30.354
2	1:07.589	+1.231	14:35:37.943
3	1:08.733	+2.375	14:36:46.676
4	1:07.212	+0.854	14:37:53.888
5	1:06.493	+0.135	14:39:00.381
6	<b>1:06.358</b>		14:40:06.739
7	1:06.733	+0.375	14:41:13.472
8	1:06.795	+0.437	14:42:20.267

<b>(234) Luis Silva</b>			
1	1:12.233	+6.468	14:34:30.538
2	1:08.262	+2.497	14:35:38.800
3	1:08.092	+2.327	14:36:46.892
4	1:07.991	+2.226	14:37:54.883
5	1:06.531	+0.766	14:39:01.414
6	<b>1:05.765</b>		14:40:07.179

Lap	Lap Tm	Diff	Time of Day
-----	--------	------	-------------

Lap	Lap Tm	Diff	Time of Day
-----	--------	------	-------------

Timekeeping Ingrid and Meik Wagner:



Clerk of the course Nigel Edwards:

Steward (Chairman) Olivier Steveny:

Chief Scrutineer Paul Klaassen: