



ROTAX Euro Challenge Wackersdorf/Germany

Rotax Seniors

Wackersdorf 1,275 Km

Non Qualifying Practice 1 even numbers

2011-05-27 10:00

Practice (10:00 Time) started at 10:00:01

Pos	No.	Name	Nat.	Chassis	Race Team	Laps	Best Tm	Diff	Gap In Lap	km/h
1	254	Kasper H Jensen	DEN	Kosmic	PB Kart Race	11	51.127			
2	202	Edward Brand	GBR	Tonykart	Strawberry Racing	7	51.132	0.005	0.005	5 89,768
3	226	Aavo Talvar	EST	Intrepid	Team TKP Intrepid	11	51.288	0.161	0.156	9 89,495
4	312	Ben Cooper	GBR	Birel	Kalman Motorsport	10	51.289	0.162	0.001	8 89,493
5	300	Stefan Locsmandi	AUT	Kosmic	Paul Carr Racing	11	51.315	0.188	0.026	10 89,448
6	236	Ludvig Morin	SWE	Kosmic	Sodakart SE	10	51.344	0.217	0.029	7 89,397
7	242	Jules Cousin	FRA	FA Kart	DSS Kart	10	51.365	0.238	0.021	10 89,360
8	304	Charlie Eastwood	GBR	Kosmic	Paul Carr Racing	10	51.384	0.257	0.019	8 89,327
9	314	Jack Hawksworth	GBR	Gillard	Protrain Racing	10	51.455	0.328	0.071	9 89,204
10	222	Nicolai Nielsen	DEN	Tonykart	RS Competition	11	51.488	0.361	0.033	9 89,147
11	292	Jose Pedro Faria	POR	Intrepid	QZ Racing Team	11	51.566	0.439	0.078	10 89,012
12	228	Sandor Jakab	SVK	Birel	Kalman Motorsport	11	51.597	0.470	0.031	11 88,959
13	208	Antoine Barthon	FRA	FA Kart	Dan Holland Racing	10	51.616	0.489	0.019	9 88,926
14	204	Tom Fawcett	GBR	Birel	Kalman Motorsport	11	51.652	0.525	0.036	10 88,864
15	244	Christian Sorensen	DEN	First Kart	First Kart s.r.l	11	51.653	0.526	0.001	8 88,862
16	214	Barrie Pullinger	GBR	Tonykart	Strawberry Racing	11	51.673	0.546	0.020	10 88,828
17	264	Jenny Wurster	AUT	Intrepid	WM Kart	10	51.678	0.551	0.005	10 88,819
18	216	Niki Laa	AUT	Birel	Kalman Motorsport	9	51.754	0.627	0.076	6 88,689
19	238	Katerina Zurkova	CZE	MS Kart	MS Kart Racing Team	11	51.757	0.630	0.003	10 88,684
20	308	Nicki Petersen	DEN	Kosmic	PB Kart Race	11	51.770	0.643	0.013	9 88,661
21	320	Tom Kuhn	GER	Intrepid	Kuhn Racing	11	51.814	0.687	0.044	10 88,586
22	284	Artur Janosz	POL	Intrepid	Uniq Racing	10	51.860	0.733	0.046	8 88,508
23	218	Kelly Zondervan	NED	Tonykart	Strawberry Racing	11	51.892	0.765	0.032	10 88,453
24	294	Jacob Kallestrup	DEN	Bremer Kart	RBR Kart Team	10	51.894	0.767	0.002	10 88,450
25	232	Harry Drysdale	GBR	Tonykart	HD Racing	11	51.905	0.778	0.011	7 88,431
26	282	Aleksander Bosak	POL	Alonso	Dan Holland Racing	10	52.173	1.046	0.268	7 87,977
27	230	David Agerstig	SWE	Sodi	Nivo Karting	11	52.274	1.147	0.101	9 87,807
28	240	Sandro Lukovic	AUT	Birel	Kalman Motorsport	9	52.471	1.344	0.197	7 87,477
29	270	Frederik Hove Sorensen	DEN	Bremer	Hove Racing	10	52.474	1.347	0.003	8 87,472
30	288	Ivana Pavelkova	CZE	Intrepid	Probolus Kart Racing	10	52.610	1.483	0.136	8 87,246
31	286	Julian Kleinwort	GER	M-Tec	Kartschmie.de	10	52.685	1.558	0.075	6 87,122
32	318	Bastien Krapoth	GER	Zanardi	Matis Motorsport	6	52.927	1.800	0.242	3 86,723



ROTAX Euro Challenge Wackersdorf/Germany

Rotax Seniors

Wackersdorf 1,275 Km

Non Qualifying Practice 1 even numbers

2011-05-27 10:00

Practice started at 10:00:07

Lap	Lap Tm	Diff	Time of Day
(254) Kasper H Jensen			
1	54.058	+2.931	10:02:12.985
2	52.321	+1.194	10:03:05.306
3	51.951	+0.824	10:03:57.257
4	51.620	+0.493	10:04:48.877
5	51.621	+0.494	10:05:40.498
6	51.391	+0.264	10:06:31.889
7	51.272	+0.145	10:07:23.161
8	51.467	+0.340	10:08:14.628
9	51.204	+0.077	10:09:05.832
10	51.127		10:09:56.959
11	51.509	+0.382	10:10:48.468

(202) Edward Brand			
1	51.957	+0.825	10:05:25.726
2	51.731	+0.599	10:06:17.457
3	51.222	+0.090	10:07:08.679
4	51.610	+0.478	10:08:00.289
5	51.132		10:08:51.421
6	51.190	+0.058	10:09:42.611
7	52.658	+1.526	10:10:35.269

(226) Aavo Talvar			
1	53.697	+2.409	10:02:07.751
2	52.725	+1.437	10:03:00.476
3	52.590	+1.302	10:03:53.066
4	52.028	+0.740	10:04:45.094
5	52.024	+0.736	10:05:37.118
6	51.995	+0.707	10:06:29.113
7	51.756	+0.468	10:07:20.869
8	51.451	+0.163	10:08:12.320
9	51.288		10:09:03.608
10	51.460	+0.172	10:09:55.068
11	51.806	+0.518	10:10:46.874

(312) Ben Cooper			
1	53.283	+1.994	10:02:21.972
2	52.616	+1.327	10:03:14.588
3	52.254	+0.965	10:04:06.842
4	51.972	+0.683	10:04:58.814
5	52.133	+0.844	10:05:50.947
6	51.632	+0.343	10:06:42.579
7	51.519	+0.230	10:07:34.098
8	51.289		10:08:25.387
9	51.538	+0.249	10:09:16.925
10	51.397	+0.108	10:10:08.322

(300) Stefan Locsmandi			
1	54.263	+2.948	10:02:00.588
2	52.587	+1.272	10:02:53.175
3	52.021	+0.706	10:03:45.196
4	51.846	+0.531	10:04:37.042
5	51.615	+0.300	10:05:28.657
6	51.545	+0.230	10:06:20.202
7	51.566	+0.251	10:07:11.768
8	51.539	+0.224	10:08:03.307
9	51.491	+0.176	10:08:54.798
10	51.315		10:09:46.113
11	51.370	+0.055	10:10:37.483

(236) Ludvig Morin			
1	53.957	+2.613	10:02:29.327
2	52.845	+1.501	10:03:22.172
3	51.931	+0.587	10:04:14.103
4	51.758	+0.414	10:05:05.861

5	51.607	+0.263	10:05:57.468
6	51.520	+0.176	10:06:48.988
7	51.344		10:07:40.332
8	51.448	+0.104	10:08:31.780
9	52.112	+0.768	10:09:23.892
10	52.420	+1.076	10:10:16.312

(242) Jules Cousin			
1	53.524	+2.159	10:02:13.394
2	53.686	+2.321	10:03:07.080
3	52.177	+0.812	10:03:59.257
4	52.382	+1.017	10:04:51.639
5	52.028	+0.663	10:05:43.667
6	51.983	+0.618	10:06:35.650
7	51.757	+0.392	10:07:27.407
8	51.703	+0.338	10:08:19.110
9	51.556	+0.191	10:09:10.666
10	51.365		10:10:02.031

(304) Charlie Eastwood			
1	53.969	+2.585	10:02:28.953
2	52.644	+1.260	10:03:21.597
3	51.986	+0.602	10:04:13.583
4	51.802	+0.418	10:05:05.385
5	51.740	+0.356	10:05:57.125
6	51.413	+0.029	10:06:48.538
7	51.407	+0.023	10:07:39.945
8	51.384		10:08:31.329
9	51.760	+0.376	10:09:23.089
10	51.529	+0.145	10:10:14.618

(314) Jack Hawksworth			
1	53.251	+1.796	10:02:43.747
2	52.566	+1.111	10:03:36.313
3	52.048	+0.593	10:04:28.361
4	51.770	+0.315	10:05:20.131
5	58.306	+6.851	10:06:18.437
6	51.485	+0.030	10:07:09.922
7	51.806	+0.351	10:08:01.728
8	51.494	+0.039	10:08:53.222
9	51.455		10:09:44.677
10	51.629	+0.174	10:10:36.306

(222) Nicolai Nielsen			
1	53.852	+2.364	10:02:06.752
2	52.669	+1.181	10:02:59.421
3	52.393	+0.905	10:03:51.814
4	52.955	+1.467	10:04:44.769
5	51.913	+0.425	10:05:36.682
6	52.815	+1.327	10:06:29.497
7	51.874	+0.386	10:07:21.371
8	51.620	+0.132	10:08:12.991
9	51.488		10:09:04.479
10	51.640	+0.152	10:09:56.119
11	51.688	+0.200	10:10:47.807

(292) Jose Pedro Faria			
1	55.278	+3.712	10:02:01.255
2	52.763	+1.197	10:02:54.018
3	52.474	+0.908	10:03:46.492
4	52.162	+0.596	10:04:38.654
5	52.271	+0.705	10:05:30.925
6	52.226	+0.660	10:06:23.151
7	51.964	+0.398	10:07:15.115
8	51.923	+0.357	10:08:07.038
9	51.685	+0.119	10:08:58.723

10	51.566		10:09:50.289
11	51.594	+0.028	10:10:41.883

(228) Sandor Jakab			
1	54.226	+2.629	10:01:55.652
2	52.868	+1.271	10:02:48.520
3	52.308	+0.711	10:03:40.828
4	53.108	+1.511	10:04:33.936
5	52.038	+0.441	10:05:25.974
6	52.031	+0.434	10:06:18.005
7	51.793	+0.196	10:07:09.798
8	52.268	+0.671	10:08:02.066
9	51.617	+0.020	10:08:53.683
10	51.677	+0.080	10:09:45.360
11	51.597		10:10:36.957

(208) Antoine Barthon			
1	53.728	+2.112	10:02:22.336
2	52.340	+0.724	10:03:14.676
3	52.024	+0.408	10:04:06.700
4	52.029	+0.413	10:04:58.729
5	52.947	+1.331	10:05:51.676
6	51.700	+0.084	10:06:43.376
7	51.653	+0.037	10:07:35.029
8	51.726	+0.110	10:08:26.755
9	51.616		10:09:18.371
10	52.134	+0.518	10:10:10.505

(204) Tom Fawcett			
1	54.519	+2.867	10:01:59.434
2	52.655	+1.003	10:02:52.089
3	52.124	+0.472	10:03:44.213
4	52.089	+0.437	10:04:36.302
5	51.822	+0.170	10:05:28.124
6	51.928	+0.276	10:06:20.052
7	51.993	+0.341	10:07:12.045
8	51.873	+0.221	10:08:03.918
9	51.676	+0.024	10:08:55.594
10	51.652		10:09:47.246
11	51.775	+0.123	10:10:39.021

(244) Christian Sorensen			
1	53.820	+2.167	10:02:02.219
2	53.499	+1.846	10:02:55.718
3	52.459	+0.806	10:03:48.177
4	52.231	+0.578	10:04:40.408
5	52.427	+0.774	10:05:32.835
6	52.083	+0.430	10:06:24.918
7	51.988	+0.335	10:07:16.906
8	51.653		10:08:08.559
9	51.787	+0.134	10:09:00.346
10	51.827	+0.174	10:09:52.173
11	51.712	+0.059	10:10:43.885

(214) Barrie Pullinger			
1	53.794	+2.121	10:02:02.029
2	53.522	+1.849	10:02:55.551
3	52.398	+0.725	10:03:47.949
4	52.219	+0.546	10:04:40.168
5	52.222	+0.549	10:05:32.390
6	52.230	+0.557	10:06:24.620
7	51.812	+0.139	10:07:16.432
8	51.737	+0.064	10:08:08.169
9	51.771	+0.098	10:08:59.940
10	51.673		10:09:51.613
11	51.750	+0.077	10:10:43.363

Timekeeping Ingrid and Meik Wagner:

Clerk of the course Nigel Edwards:

www.mylaps.com

Steward (Chairman) Olivier Stevny:

Chief Scrutineer Paul Klaassen:

Licensed to: Motorsport Events



ROTAX Euro Challenge Wackersdorf/Germany

Rotax Seniors

Wackersdorf 1,275 Km

Non Qualifying Practice 1 even numbers

2011-05-27 10:00

Practice started at 10:00:07

Lap	Lap Tm	Diff	Time of Day
(264) Jenny Wurster			
1	54.352	+2.674	10:02:40.447
2	52.618	+0.940	10:03:33.065
3	52.772	+1.094	10:04:25.837
4	52.109	+0.431	10:05:17.946
5	52.162	+0.484	10:06:10.108
6	52.007	+0.329	10:07:02.115
7	52.251	+0.573	10:07:54.366
8	51.822	+0.144	10:08:46.188
9	51.767	+0.089	10:09:37.955
10	51.678		10:10:29.633
(216) Niki Laa			
1	53.400	+1.646	10:02:08.618
2	52.560	+0.806	10:03:01.178
3	53.807	+2.053	10:03:54.985
4	1:57.675	+1:05.921	10:05:52.660
5	51.938	+0.184	10:06:44.598
6	51.754		10:07:36.352
7	51.959	+0.205	10:08:28.311
8	51.883	+0.129	10:09:20.194
9	51.798	+0.044	10:10:11.992
(238) Katerina Zurkova			
1	54.107	+2.350	10:02:01.623
2	53.394	+1.637	10:02:55.017
3	53.357	+1.600	10:03:48.374
4	52.370	+0.613	10:04:40.744
5	52.811	+1.054	10:05:33.555
6	52.491	+0.734	10:06:26.046
7	52.214	+0.457	10:07:18.260
8	52.161	+0.404	10:08:10.421
9	52.040	+0.283	10:09:02.461
10	51.757		10:09:54.218
11	52.464	+0.707	10:10:46.682
(308) Nicki Petersen			
1	54.599	+2.829	10:02:04.139
2	53.741	+1.971	10:02:57.880
3	53.625	+1.855	10:03:51.505
4	53.147	+1.377	10:04:44.652
5	53.136	+1.366	10:05:37.788
6	52.264	+0.494	10:06:30.052
7	52.027	+0.257	10:07:22.079
8	51.905	+0.135	10:08:13.984
9	51.770		10:09:05.754
10	51.986	+0.216	10:09:57.740
11	52.211	+0.441	10:10:49.951
(320) Tom Kuhn			
1	54.890	+3.076	10:01:55.208
2	53.909	+2.095	10:02:49.117
3	52.707	+0.893	10:03:41.824
4	52.536	+0.722	10:04:34.360
5	52.182	+0.368	10:05:26.542
6	52.111	+0.297	10:06:18.653
7	51.989	+0.175	10:07:10.642
8	53.977	+2.163	10:08:04.619
9	52.159	+0.345	10:08:56.778
10	51.814		10:09:48.592
11	51.896	+0.082	10:10:40.488
(284) Artur Janosz			
1	54.025	+2.165	10:02:10.380
2	53.292	+1.432	10:03:03.672

Lap	Lap Tm	Diff	Time of Day
3	53.332	+1.472	10:03:57.004
4	53.408	+1.548	10:04:50.412
5	52.759	+0.899	10:05:43.171
6	52.207	+0.347	10:06:35.378
7	52.728	+0.868	10:07:28.106
8	51.860		10:08:19.966
9	52.204	+0.344	10:09:12.170
10	53.666	+1.806	10:10:05.836
(218) Kelly Zondervan			
1	54.446	+2.554	10:02:00.970
2	53.133	+1.241	10:02:54.103
3	53.147	+1.255	10:03:47.250
4	52.348	+0.456	10:04:39.598
5	52.236	+0.344	10:05:31.834
6	53.150	+1.258	10:06:24.984
7	53.099	+1.207	10:07:18.083
8	51.932	+0.040	10:08:10.015
9	52.075	+0.183	10:09:02.090
10	51.892		10:09:53.982
11	53.064	+1.172	10:10:47.046
(294) Jacob Kallestrup			
1	53.701	+1.807	10:02:14.418
2	55.103	+3.209	10:03:09.521
3	52.605	+0.711	10:04:02.126
4	51.981	+0.087	10:04:54.107
5	52.413	+0.519	10:05:46.520
6	52.063	+0.169	10:06:38.583
7	52.022	+0.128	10:07:30.605
8	51.919	+0.025	10:08:22.524
9	52.093	+0.199	10:09:14.617
10	51.894		10:10:06.511
(232) Harry Drysdale			
1	55.034	+3.129	10:01:59.989
2	53.347	+1.442	10:02:53.336
3	52.757	+0.852	10:03:46.093
4	52.400	+0.495	10:04:38.493
5	52.264	+0.359	10:05:30.757
6	52.716	+0.811	10:06:23.473
7	51.905		10:07:15.378
8	52.439	+0.534	10:08:07.817
9	52.393	+0.488	10:09:00.210
10	52.187	+0.282	10:09:52.397
11	52.129	+0.224	10:10:44.526
(282) Aleksander Bosak			
1	53.584	+1.411	10:02:23.112
2	52.740	+0.567	10:03:15.852
3	52.401	+0.228	10:04:08.253
4	52.963	+0.790	10:05:01.216
5	52.812	+0.639	10:05:54.028
6	52.215	+0.042	10:06:46.243
7	52.173		10:07:38.416
8	52.307	+0.134	10:08:30.723
9	53.723	+1.550	10:09:24.446
10	52.384	+0.211	10:10:16.830
(230) David Agerstig			
1	55.009	+2.735	10:01:59.767
2	53.267	+0.993	10:02:53.034
3	53.882	+1.608	10:03:46.916
4	53.711	+1.437	10:04:40.627
5	53.240	+0.966	10:05:33.867
6	52.549	+0.275	10:06:26.416

Lap	Lap Tm	Diff	Time of Day
7	52.363	+0.089	10:07:18.779
8	52.402	+0.128	10:08:11.181
9	52.274		10:09:03.455
10	52.501	+0.227	10:09:55.956
11	52.874	+0.600	10:10:48.830
(240) Sandro Lukovic			
1	54.766	+2.295	10:01:56.368
2	54.129	+1.658	10:02:50.497
3	2:21.433	+1:28.962	10:05:11.930
4	52.784	+0.313	10:06:04.714
5	52.617	+0.146	10:06:57.331
6	52.514	+0.043	10:07:49.845
7	52.471		10:08:42.316
8	52.703	+0.232	10:09:35.019
9	53.397	+0.926	10:10:28.416
(270) Frederik Hove Sorensen			
1	54.327	+1.853	10:02:36.067
2	53.377	+0.903	10:03:29.444
3	53.423	+0.949	10:04:22.867
4	53.107	+0.633	10:05:15.974
5	53.068	+0.594	10:06:09.042
6	52.511	+0.037	10:07:01.553
7	53.065	+0.591	10:07:54.618
8	52.474		10:08:47.092
9	52.905	+0.431	10:09:39.997
10	52.820	+0.346	10:10:32.817
(288) Ivana Pavelkova			
1	55.914	+3.304	10:02:01.157
2	55.210	+2.600	10:02:56.367
3	1:08.879	+16.269	10:04:05.246
4	53.239	+0.629	10:04:58.485
5	53.451	+0.841	10:05:51.936
6	52.994	+0.384	10:06:44.930
7	52.644	+0.034	10:07:37.574
8	52.610		10:08:30.184
9	54.014	+1.404	10:09:24.198
10	53.142	+0.532	10:10:17.340
(286) Julian Kleinwort			
1	55.375	+2.690	10:02:13.282
2	54.343	+1.658	10:03:07.625
3	53.029	+0.344	10:04:00.654
4	52.929	+0.244	10:04:53.583
5	53.161	+0.476	10:05:46.744
6	52.685		10:06:39.429
7	52.901	+0.216	10:07:32.330
8	52.862	+0.177	10:08:25.192
9	52.767	+0.082	10:09:17.959
10	53.088	+0.403	10:10:11.047
(318) Bastien Krapoth			
1	54.917	+1.990	10:01:58.434
2	53.780	+0.853	10:02:52.214
3	52.927		10:03:45.141
4	53.730	+0.803	10:04:38.871
5	54.269	+1.342	10:05:33.140
6	54.166	+1.239	10:06:27.306

Timekeeping Ingrid and Meik Wagner:

Clerk of the course Nigel Edwards:

www.mylaps.com

Steward (Chairman) Olivier Stevny:

Chief Scrutineer Paul Klaassen:

Licensed to: Motorsport Events



ROTAX Euro Challenge Wackersdorf/Germany

Rotax Seniors

Wackersdorf 1,275 Km

Non Qualifying Practice 1 odd numbers

2011-05-27 10:15

Practice (10:00 Time) started at 10:15:02

Pos	No.	Name	Nat.	Chassis	Race Team	Laps	Best Tm	Diff	Gap In Lap	km/h	
1	255	Stefan Riener	AUT	Intrepid	Intrepid Force Rotax	9	51.093		7	89,836	
2	305	Shaun Slavin	GBR	Alonso	Dan Holland Racing	11	51.190	0.097	0.097	11	89,666
3	215	Karol Dabski	POL	Intrepid	Uniq Racing	10	51.244	0.151	0.054	4	89,571
4	249	Sean Babington	GBR	Alonso	Dan Holland Racing	9	51.296	0.203	0.052	3	89,481
5	207	Berry Torenvliet	NED	Tonykart	Strawberry Racing	10	51.320	0.227	0.024	4	89,439
6	213	Steven Hees	GER			10	51.346	0.253	0.026	4	89,394
7	211	Ross Wylie	GBR	Alonso	Dan Holland Racing	11	51.349	0.256	0.003	11	89,388
8	203	Mats Van Den Brand	NED	Intrepid	Intrepid Force Rotax	10	51.369	0.276	0.020	4	89,354
9	209	Ferenc Kancsar	AUT	Intrepid	Intrepid Force Rotax	10	51.406	0.313	0.037	9	89,289
10	265	Christopher Friedrich	GER	Tonykart	JLC Racing	10	51.409	0.316	0.003	7	89,284
11	219	Andreas Backman	SWE	Tonykart	Strawberry Racing	11	51.441	0.348	0.032	4	89,228
12	287	Kevin Kemmling	GER	M-Tec	Kartschmie.de	10	51.465	0.372	0.024	7	89,187
13	205	James Greenway	GBR	Gillard	Protrain Racing	10	51.492	0.399	0.027	6	89,140
14	293	Roy Curfs	BEL	Tonykart	Hugo Motorsport	10	51.498	0.405	0.006	4	89,130
15	299	John Norris	IRL	Mach 1	Mach 1 Motorsport	11	51.530	0.437	0.032	4	89,074
16	281	Julian Wagner	AUT	Praga	M Tec Racing	11	51.584	0.491	0.054	6	88,981
17	271	Nico Klasen	GER	Tonykart	Hugo Motorsport	11	51.589	0.496	0.005	10	88,972
18	253	Niklas Dall Knudsen	DEN	Kosmic	PB Kart Race	11	51.594	0.501	0.005	11	88,964
19	239	Jiri Forman	CZE	MS Kart	MS Kart Racing Team	11	51.622	0.529	0.028	9	88,916
20	247	Ramon Rietveld	NED	Gillard	VZ Racing	9	51.649	0.556	0.027	2	88,869
21	313	Erik Stillman	SWE	Sodi	Wallberg Motorsport	11	51.666	0.573	0.017	3	88,840
22	289	Thomas Benisri	FRA	Tonykart		9	51.667	0.574	0.001	6	88,838
23	269	Stephane Kox	NED	Tonykart	Team Kombikart	11	51.697	0.604	0.030	10	88,787
24	227	Evangelos Gavalas	GRE	Birel	Kalman Motorsport	11	51.697	0.604		11	88,787
25	307	Maximilian Gunkel	GER	Intrepid	VPD Team Germany	6	51.699	0.606	0.002	4	88,783
26	237	Bas de Laat	NED	Gillard	VZ Racing	10	51.716	0.623	0.017	8	88,754
27	297	Stanislav Burmistrov	RUS	PDB	DFK by Antwerp Karting	10	51.815	0.722	0.099	5	88,584
28	225	Alex Engblom	SWE	Tonykart	Sodakart	11	51.815	0.722		7	88,584
29	217	Benjamin Karlog	DEN	Dino	Team Karlog	9	51.903	0.810	0.088	8	88,434
30	241	Michael Cool	BEL	Tonykart	Bouvin Power	8	51.909	0.816	0.006	6	88,424
31	273	Glen Van Droogenbroeck	BEL	Kosmic	Inkartad	10	51.950	0.857	0.041	9	88,354
32	221	Vladislav Kurakin	RUS	MS Kart	MS Kart Racing Team	10	51.973	0.880	0.023	8	88,315
33	321	Danny Siemensma	NED	Tonykart	Hugo Motorsport	11	52.023	0.930	0.050	10	88,230
34	315	Christian Hillenbrand	GER	Wildkart	Wildkart Racing Team	10	52.134	1.041	0.111	6	88,042
35	311	Stephen Tyldsley	GBR	Gillard	Armored UK	5	52.164	1.071	0.030	3	87,992
36	235	Jonas Fors	SWE	Tonykart	Sodakart SE	11	52.914	1.821	0.750	2	86,745
37	319	Martin Andersen	DEN	Kosmic	PB Kart Race	1	2:04.513	1:13.420	1:11.599	1	36,864



ROTAX Euro Challenge Wackersdorf/Germany

Rotax Seniors

Wackersdorf 1,275 Km

Non Qualifying Practice 1 odd numbers

2011-05-27 10:15

Practice (10:00 Time) started at 10:15:00

Lap	Lap Tm	Diff	Time of Day
(255) Stefan Riener			
1	51.702	+0.609	10:17:32.085
2	51.281	+0.188	10:18:23.366
3	51.467	+0.374	10:19:14.833
4	51.328	+0.235	10:20:06.161
5	51.160	+0.067	10:20:57.321
6	51.234	+0.141	10:21:48.555
7	51.093		10:22:39.648
8	51.199	+0.106	10:23:30.847
9	53.054	+1.961	10:24:23.901

Lap	Lap Tm	Diff	Time of Day
(305) Shaun Slavin			
1	51.804	+0.614	10:16:56.668
2	51.404	+0.214	10:17:48.072
3	51.617	+0.427	10:18:39.689
4	51.415	+0.225	10:19:31.104
5	51.441	+0.251	10:20:22.545
6	51.309	+0.119	10:21:13.854
7	51.411	+0.221	10:22:05.265
8	51.359	+0.169	10:22:56.624
9	55.289	+4.099	10:23:51.913
10	51.536	+0.346	10:24:43.449
11	51.190		10:25:34.639

Lap	Lap Tm	Diff	Time of Day
(215) Karol Dabski			
1	52.088	+0.844	10:17:02.228
2	51.556	+0.312	10:17:53.784
3	51.439	+0.195	10:18:45.223
4	51.244		10:19:36.467
5	51.405	+0.161	10:20:27.872
6	51.562	+0.318	10:21:19.434
7	51.324	+0.080	10:22:10.758
8	51.400	+0.156	10:23:02.158
9	51.590	+0.346	10:23:53.748
10	52.235	+0.991	10:24:45.983

Lap	Lap Tm	Diff	Time of Day
(249) Sean Babington			
1	51.915	+0.619	10:17:15.570
2	52.055	+0.759	10:18:07.625
3	51.296		10:18:58.921
4	51.658	+0.362	10:19:50.579
5	51.529	+0.233	10:20:42.108
6	51.620	+0.324	10:21:33.728
7	51.606	+0.310	10:22:25.334
8	51.468	+0.172	10:23:16.802
9	53.662	+2.366	10:24:10.464

Lap	Lap Tm	Diff	Time of Day
(207) Berry Torenvliet			
1	52.928	+1.608	10:17:34.703
2	52.053	+0.733	10:18:26.756
3	51.493	+0.173	10:19:18.249
4	51.320		10:20:09.569
5	51.363	+0.043	10:21:00.932
6	51.669	+0.349	10:21:52.601
7	51.473	+0.153	10:22:44.074
8	51.428	+0.108	10:23:35.502
9	51.340	+0.020	10:24:26.842
10	51.430	+0.110	10:25:18.272

Lap	Lap Tm	Diff	Time of Day
(213) Steven Hees			
1	51.981	+0.635	10:17:33.219
2	51.907	+0.561	10:18:25.126
3	51.765	+0.419	10:19:16.891
4	51.346		10:20:08.237
5	52.257	+0.911	10:21:00.494

Lap	Lap Tm	Diff	Time of Day
6	51.685	+0.339	10:21:52.179
7	51.448	+0.102	10:22:43.627
8	51.584	+0.238	10:23:35.211
9	51.857	+0.511	10:24:27.068
10	51.613	+0.267	10:25:18.681

Lap	Lap Tm	Diff	Time of Day
(211) Ross Wylie			
1	51.970	+0.621	10:17:01.143
2	51.633	+0.284	10:17:52.776
3	51.496	+0.147	10:18:44.272
4	51.361	+0.012	10:19:35.633
5	51.685	+0.336	10:20:27.318
6	51.467	+0.118	10:21:18.785
7	51.492	+0.143	10:22:10.277
8	51.572	+0.223	10:23:01.849
9	51.471	+0.122	10:23:53.320
10	51.538	+0.189	10:24:44.858
11	51.349		10:25:36.207

Lap	Lap Tm	Diff	Time of Day
(203) Mats Van Den Brand			
1	51.747	+0.378	10:17:28.208
2	51.558	+0.189	10:18:19.766
3	53.049	+1.680	10:19:12.815
4	51.369		10:20:04.184
5	51.781	+0.412	10:20:55.965
6	51.371	+0.002	10:21:47.336
7	53.043	+1.674	10:22:40.379
8	51.527	+0.158	10:23:31.906
9	51.636	+0.267	10:24:23.542
10	53.260	+1.891	10:25:16.802

Lap	Lap Tm	Diff	Time of Day
(209) Ferenc Kancsar			
1	52.023	+0.617	10:17:27.874
2	52.780	+1.374	10:18:20.654
3	51.563	+0.157	10:19:12.217
4	51.460	+0.054	10:20:03.677
5	51.593	+0.187	10:20:55.270
6	51.614	+0.208	10:21:46.884
7	51.543	+0.137	10:22:38.427
8	54.113	+2.707	10:23:32.540
9	51.406		10:24:23.946
10	53.323	+1.917	10:25:17.269

Lap	Lap Tm	Diff	Time of Day
(265) Christopher Friedrich			
1	51.809	+0.400	10:17:28.678
2	51.578	+0.169	10:18:20.256
3	51.428	+0.019	10:19:11.684
4	51.577	+0.168	10:20:03.261
5	52.128	+0.719	10:20:55.389
6	51.728	+0.319	10:21:47.117
7	51.409		10:22:38.526
8	51.560	+0.151	10:23:30.086
9	52.474	+1.065	10:24:22.560
10	53.064	+1.655	10:25:15.624

Lap	Lap Tm	Diff	Time of Day
(219) Andreas Backman			
1	53.326	+1.885	10:16:52.684
2	51.576	+0.135	10:17:44.260
3	51.787	+0.346	10:18:36.047
4	51.441		10:19:27.488
5	51.866	+0.425	10:20:19.354
6	52.082	+0.641	10:21:11.436
7	51.976	+0.535	10:22:03.412
8	52.231	+0.790	10:22:55.643
9	51.579	+0.138	10:23:47.222
10	51.790	+0.349	10:24:39.012

Lap	Lap Tm	Diff	Time of Day
(287) Kevin Kemmling			
1	51.883	+0.418	10:17:18.155
2	51.498	+0.033	10:18:09.653
3	51.756	+0.291	10:19:01.409
4	52.384	+0.919	10:19:53.793
5	52.005	+0.540	10:20:45.798
6	51.593	+0.128	10:21:37.391
7	51.465		10:22:28.856
8	51.509	+0.044	10:23:20.365
9	51.643	+0.178	10:24:12.008
10	51.636	+0.171	10:25:03.644

Lap	Lap Tm	Diff	Time of Day
(205) James Greenway			
1	52.193	+0.701	10:17:03.156
2	51.895	+0.403	10:17:55.051
3	51.849	+0.357	10:18:46.900
4	57.299	+5.807	10:19:44.199
5	51.599	+0.107	10:20:35.798
6	51.492		10:21:27.290
7	53.347	+1.855	10:22:20.637
8	51.998	+0.506	10:23:12.635
9	51.570	+0.078	10:24:04.205
10	55.979	+4.487	10:25:00.184

Lap	Lap Tm	Diff	Time of Day
(293) Roy Curfs			
1	52.444	+0.946	10:16:50.321
2	51.876	+0.378	10:17:42.197
3	52.024	+0.526	10:18:34.221
4	51.498		10:19:25.719
5	51.508	+0.010	10:20:17.227
6	51.681	+0.183	10:21:08.908
7	51.722	+0.224	10:22:00.630
8	51.746	+0.248	10:22:52.376
9	51.566	+0.068	10:23:43.942
10	52.314	+0.816	10:24:36.256

Lap	Lap Tm	Diff	Time of Day
(299) John Norris			
1	52.584	+1.054	10:16:56.017
2	51.821	+0.291	10:17:47.838
3	52.328	+0.798	10:18:40.166
4	51.530		10:19:31.696
5	51.662	+0.132	10:20:23.358
6	51.981	+0.451	10:21:15.339
7	51.768	+0.238	10:22:07.107
8	51.769	+0.239	10:22:58.876
9	51.845	+0.315	10:23:50.721
10	51.778	+0.248	10:24:42.499
11	51.863	+0.333	10:25:34.362

Lap	Lap Tm	Diff	Time of Day
(281) Julian Wagner			
1	52.950	+1.366	10:16:53.189
2	52.018	+0.434	10:17:45.207
3	51.730	+0.146	10:18:36.937
4	51.676	+0.092	10:19:28.613
5	51.619	+0.035	10:20:20.232
6	51.584		10:21:11.816
7	51.703	+0.119	10:22:03.519
8	52.821	+1.237	10:22:56.340
9	52.805	+1.221	10:23:49.145
10	51.880	+0.296	10:24:41.025
11	51.887	+0.303	10:25:32.912

Lap	Lap Tm	Diff	Time of Day
(271) Nico Klasen			
1	52.517	+0.928	10:16:51.571

Timekeeping Ingrid and Meik Wagner:

Clerk of the course Nigel Edwards:

www.mylaps.com

Steward (Chairman) Olivier Steveny:

Chief Scrutineer Paul Klaassen:

Licensed to: Motorsport Events



ROTAX Euro Challenge Wackersdorf/Germany

Rotax Seniors

Wackersdorf 1,275 Km

Non Qualifying Practice 1 odd numbers

2011-05-27 10:15

Practice (10:00 Time) started at 10:15:00

Lap	Lap Tm	Diff	Time of Day
2	51.943	+0.354	10:17:43.514
3	51.987	+0.398	10:18:35.501
4	51.664	+0.075	10:19:27.165
5	52.327	+0.738	10:20:19.492
6	51.765	+0.176	10:21:11.257
7	52.813	+1.224	10:22:04.070
8	51.777	+0.188	10:22:55.847
9	51.865	+0.276	10:23:47.712
10	51.589		10:24:39.301
11	51.747	+0.158	10:25:31.048

(253) Niklas Dall Knudsen

1	52.114	+0.520	10:16:57.178
2	51.690	+0.096	10:17:48.868
3	51.658	+0.064	10:18:40.526
4	52.961	+1.367	10:19:33.487
5	52.125	+0.531	10:20:25.612
6	52.094	+0.500	10:21:17.706
7	51.700	+0.106	10:22:09.406
8	51.672	+0.078	10:23:01.078
9	51.978	+0.384	10:23:53.056
10	52.798	+1.204	10:24:45.854
11	51.594		10:25:37.448

(239) Jiri Forman

1	51.998	+0.376	10:17:07.632
2	51.705	+0.083	10:17:59.337
3	51.916	+0.294	10:18:51.253
4	51.827	+0.205	10:19:43.080
5	53.613	+1.991	10:20:36.693
6	51.679	+0.057	10:21:28.372
7	51.754	+0.132	10:22:20.126
8	51.674	+0.052	10:23:11.800
9	51.622		10:24:03.422
10	51.866	+0.244	10:24:55.288
11	54.982	+3.360	10:25:50.270

(247) Ramon Rietveld

1	51.780	+0.131	10:17:16.236
2	51.649		10:18:07.885
3	53.248	+1.599	10:19:01.133
4	52.155	+0.506	10:19:53.288
5	55.971	+4.322	10:20:49.259
6	52.310	+0.661	10:21:41.569
7	52.031	+0.382	10:22:33.600
8	52.056	+0.407	10:23:25.656
9	52.745	+1.096	10:24:18.401

(313) Erik Stillman

1	53.578	+1.912	10:16:53.030
2	52.485	+0.819	10:17:45.515
3	51.666		10:18:37.181
4	51.908	+0.242	10:19:29.089
5	53.074	+1.408	10:20:22.163
6	52.094	+0.428	10:21:14.257
7	51.821	+0.155	10:22:06.078
8	51.695	+0.029	10:22:57.773
9	51.922	+0.256	10:23:49.695
10	51.869	+0.203	10:24:41.564
11	51.765	+0.099	10:25:33.329

(289) Thomas Benisri

1	52.408	+0.741	10:17:16.436
2	51.751	+0.084	10:18:08.187
3	53.192	+1.525	10:19:01.379
4	52.610	+0.943	10:19:53.989

5	52.320	+0.653	10:20:46.309
6	51.667		10:21:37.976
7	51.703	+0.036	10:22:29.679
8	51.723	+0.056	10:23:21.402
9	53.753	+2.086	10:24:15.155

(269) Stephane Kox

1	52.527	+0.830	10:16:49.310
2	51.991	+0.294	10:17:41.301
3	51.878	+0.181	10:18:33.179
4	51.869	+0.172	10:19:25.048
5	51.938	+0.241	10:20:16.986
6	52.488	+0.791	10:21:09.474
7	51.735	+0.038	10:22:01.209
8	52.019	+0.322	10:22:53.228
9	51.801	+0.104	10:23:45.029
10	51.697		10:24:36.726
11	51.741	+0.044	10:25:28.467

(227) Evangelos Gavalas

1	52.769	+1.072	10:16:51.973
2	52.157	+0.460	10:17:44.130
3	52.518	+0.821	10:18:36.648
4	52.543	+0.846	10:19:29.191
5	52.336	+0.639	10:20:21.527
6	51.992	+0.295	10:21:13.519
7	52.703	+1.006	10:22:06.222
8	52.007	+0.310	10:22:58.229
9	51.894	+0.197	10:23:50.123
10	51.804	+0.107	10:24:41.927
11	51.697		10:25:33.624

(307) Maximilian Gunkel

1	52.847	+1.148	10:17:32.441
2	51.923	+0.224	10:18:24.364
3	51.863	+0.164	10:19:16.227
4	51.699		10:20:07.926
5	52.410	+0.711	10:21:00.336
6	53.443	+1.744	10:21:53.779

(237) Bas de Laat

1	52.753	+1.037	10:17:08.187
2	52.030	+0.314	10:18:00.217
3	51.912	+0.196	10:18:52.129
4	51.835	+0.119	10:19:43.964
5	51.762	+0.046	10:20:35.726
6	52.670	+0.954	10:21:28.396
7	52.804	+1.088	10:22:21.200
8	51.716		10:23:12.916
9	51.932	+0.216	10:24:04.848
10	54.401	+2.685	10:24:59.249

(297) Stanislav Burmistrov

1	52.932	+1.117	10:17:06.951
2	52.681	+0.866	10:17:59.632
3	52.604	+0.789	10:18:52.236
4	52.228	+0.413	10:19:44.464
5	51.815		10:20:36.279
6	51.878	+0.063	10:21:28.157
7	51.843	+0.028	10:22:20.000
8	52.440	+0.625	10:23:12.440
9	52.003	+0.188	10:24:04.443
10	53.975	+2.160	10:24:58.418

(225) Alex Engblom

1	53.780	+1.965	10:16:56.516
---	--------	--------	--------------

2	52.193	+0.378	10:17:48.709
3	52.099	+0.284	10:18:40.808
4	52.182	+0.367	10:19:32.990
5	52.094	+0.279	10:20:25.084
6	52.885	+1.070	10:21:17.969
7	51.815		10:22:09.784
8	52.223	+0.408	10:23:02.007
9	52.285	+0.470	10:23:54.292
10	51.918	+0.103	10:24:46.210
11	53.590	+1.775	10:25:39.800

(217) Benjamin Karlog

1	53.283	+1.380	10:17:14.157
2	53.400	+1.497	10:18:07.557
3	52.448	+0.545	10:19:00.005
4	51.977	+0.074	10:19:51.982
5	51.909	+0.006	10:20:43.891
6	52.139	+0.236	10:21:36.030
7	52.051	+0.148	10:22:28.081
8	51.903		10:23:19.984
9	52.815	+0.912	10:24:12.799

(241) Michael Cool

1	52.145	+0.236	10:17:30.387
2	52.184	+0.275	10:18:22.571
3	52.539	+0.630	10:19:15.110
4	52.152	+0.243	10:20:07.262
5	51.924	+0.015	10:20:59.186
6	51.909		10:21:51.095
7	52.017	+0.108	10:22:43.112
8	59.136	+7.227	10:23:42.248

(273) Glen Van Droogenbroeck

1	52.473	+0.523	10:17:29.745
2	52.438	+0.488	10:18:22.183
3	52.337	+0.387	10:19:14.520
4	53.017	+1.067	10:20:07.537
5	53.141	+1.191	10:21:00.678
6	52.409	+0.459	10:21:53.087
7	52.526	+0.576	10:22:45.613
8	52.502	+0.552	10:23:38.115
9	51.950		10:24:30.065
10	51.950		10:25:22.015

(221) Vladislav Kurakin

1	52.679	+0.706	10:17:11.162
2	52.210	+0.237	10:18:03.372
3	52.335	+0.362	10:18:55.707
4	1:04.037	+12.064	10:19:59.744
5	59.231	+7.258	10:20:58.975
6	52.718	+0.745	10:21:51.693
7	52.957	+0.984	10:22:44.650
8	51.973		10:23:36.623
9	52.197	+0.224	10:24:28.820
10	52.130	+0.157	10:25:20.950

(321) Danny Siemensma

1	52.562	+0.539	10:16:54.576
2	52.211	+0.188	10:17:46.787
3	52.213	+0.190	10:18:39.000
4	52.035	+0.012	10:19:31.035
5	52.053	+0.030	10:20:23.088
6	55.311	+3.288	10:21:18.399
7	52.699	+0.676	10:22:11.098
8	52.037	+0.014	10:23:03.135
9	52.373	+0.350	10:23:55.508

Timekeeping Ingrid and Meik Wagner:

Clerk of the course Nigel Edwards:

www.mylaps.com

Steward (Chairman) Olivier Stevny:

Chief Scrutineer Paul Klaassen:

Licensed to: Motorsport Events



ROTAX Euro Challenge Wackersdorf/Germany

Rotax Seniors

Wackersdorf 1,275 Km

Non Qualifying Practice 1 odd numbers

2011-05-27 10:15

Practice (10:00 Time) started at 10:15:00

Lap	Lap Tm	Diff	Time of Day
10	52.023		10:24:47.531
11	53.430	+1.407	10:25:40.961
(315) Christian Hillenbrand			
1	52.900	+0.766	10:17:14.057
2	53.758	+1.624	10:18:07.815
3	53.864	+1.730	10:19:01.679
4	52.731	+0.597	10:19:54.410
5	52.165	+0.031	10:20:46.575
6	52.134		10:21:38.709
7	52.136	+0.002	10:22:30.845
8	52.389	+0.255	10:23:23.234
9	52.182	+0.048	10:24:15.416
10	52.523	+0.389	10:25:07.939
(311) Stephen Tyldsley			
1	1:59.748	+1:07.584	10:18:11.043
2	52.178	+0.014	10:19:03.221
3	52.164		10:19:55.385
4	52.214	+0.050	10:20:47.599
5	52.343	+0.179	10:21:39.942
(235) Jonas Fors			
1	53.617	+0.703	10:16:53.672
2	52.914		10:17:46.586
3	53.851	+0.937	10:18:40.437
4	53.987	+1.073	10:19:34.424
5	53.358	+0.444	10:20:27.782
6	53.664	+0.750	10:21:21.446
7	53.738	+0.824	10:22:15.184
8	54.293	+1.379	10:23:09.477
9	53.651	+0.737	10:24:03.128
10	54.759	+1.845	10:24:57.887
11	53.569	+0.655	10:25:51.456
(319) Martin Andersen			
1	2:04.513		10:18:13.958

Lap	Lap Tm	Diff	Time of Day
-----	--------	------	-------------

Lap	Lap Tm	Diff	Time of Day
-----	--------	------	-------------

Timekeeping Ingrid and Meik Wagner:



Clerk of the course Nigel Edwards:

Steward (Chairman) Olivier Steveny:

Chief Scrutineer Paul Klaassen:

www.mylaps.com

Licensed to: Motorsport Events



ROTAX Euro Challenge Wackersdorf/Germany

Rotax Seniors

Wackersdorf 1,275 Km

Non Qualifying Practice 2 even numbers

2011-05-27 11:30

Practice (10:00 Time) started at 11:30:01

Pos	No.	Name	Nat.	Chassis	Race Team	Laps	Best Tm	Diff	Gap In Lap	km/h
1	202	Edward Brand	GBR	Tonykart	Strawberry Racing	7	50.864		6	90,241
2	300	Stefan Locsmandi	AUT	Kosmic	Paul Carr Racing	10	51.049	0.185	0.185	9 89,914
3	254	Kasper H Jensen	DEN	Kosmic	PB Kart Race	11	51.063	0.199	0.014	6 89,889
4	304	Charlie Eastwood	GBR	Kosmic	Paul Carr Racing	10	51.125	0.261	0.062	6 89,780
5	242	Jules Cousin	FRA	FA Kart	DSS Kart	11	51.125	0.261		9 89,780
6	292	Jose Pedro Faria	POR	Intrepid	QZ Racing Team	11	51.134	0.270	0.009	7 89,764
7	314	Jack Hawksworth	GBR	Gillard	Protrain Racing	10	51.148	0.284	0.014	4 89,740
8	240	Sandro Lukovic	AUT	Birel	Kalman Motorsport	10	51.178	0.314	0.030	5 89,687
9	222	Nicolai Nielsen	DEN	Tonykart	RS Competition	11	51.187	0.323	0.009	4 89,671
10	312	Ben Cooper	GBR	Birel	Kalman Motorsport	10	51.209	0.345	0.022	3 89,633
11	226	Aavo Talvar	EST	Intrepid	Team TKP Intrepid	11	51.216	0.352	0.007	11 89,620
12	208	Antoine Barthon	FRA	FA Kart	Dan Holland Racing	10	51.279	0.415	0.063	4 89,510
13	244	Christian Sorensen	DEN	First Kart	First Kart s.r.l	11	51.290	0.426	0.011	6 89,491
14	228	Sandor Jakab	SVK	Birel	Kalman Motorsport	11	51.304	0.440	0.014	11 89,467
15	238	Katerina Zurkova	CZE	MS Kart	MS Kart Racing Team	11	51.306	0.442	0.002	10 89,463
16	308	Nicki Petersen	DEN	Kosmic	PB Kart Race	10	51.379	0.515	0.073	5 89,336
17	204	Tom Fawcett	GBR	Birel	Kalman Motorsport	10	51.384	0.520	0.005	2 89,327
18	214	Barrie Pullinger	GBR	Tonykart	Strawberry Racing	9	51.390	0.526	0.006	8 89,317
19	218	Kelly Zondervan	NED	Tonykart	Strawberry Racing	8	51.398	0.534	0.008	5 89,303
20	236	Ludvig Morin	SWE	Kosmic	Sodakart SE	10	51.410	0.546	0.012	6 89,282
21	232	Harry Drysdale	GBR	Tonykart	HD Racing	11	51.466	0.602	0.056	10 89,185
22	294	Jacob Kallestrup	DEN	Bremer Kart	RBR Kart Team	10	51.475	0.611	0.009	7 89,169
23	216	Niki Laa	AUT	Birel	Kalman Motorsport	4	51.479	0.615	0.004	2 89,163
24	264	Jenny Wurster	AUT	Intrepid	WM Kart	10	51.630	0.766	0.151	3 88,902
25	284	Artur Janosz	POL	Intrepid	Uniq Racing	10	51.743	0.879	0.113	6 88,708
26	230	David Agerstig	SWE	Sodi	Nivo Karting	11	51.760	0.896	0.017	5 88,679
27	320	Tom Kuhn	GER	Intrepid	Kuhn Racing	11	51.772	0.908	0.012	10 88,658
28	288	Ivana Pavelkova	CZE	Intrepid	Probolus Kart Racing	9	51.789	0.925	0.017	7 88,629
29	282	Aleksander Bosak	POL	Alonso	Dan Holland Racing	10	51.916	1.052	0.127	9 88,412
30	318	Bastien Krapoth	GER	Zanardi	Matis Motorsport	11	52.039	1.175	0.123	10 88,203
31	286	Julian Kleinwort	GER	M-Tec	Kartschmie.de	8	52.226	1.362	0.187	6 87,887
32	270	Frederik Hove Sorensen	DEN	Bremer	Hove Racing	8	52.471	1.607	0.245	3 87,477



ROTAX Euro Challenge Wackersdorf/Germany

Rotax Seniors

Wackersdorf 1,275 Km

Non Qualifying Practice 2 even numbers

2011-05-27 11:30

Practice (10:00 Time) started at 11:30:00

Lap Lap Tm Diff Time of Day

(202) Edward Brand

1	58.494	+7.630	11:32:41.817
2	51.296	+0.432	11:33:33.113
3	51.017	+0.153	11:34:24.130
4	50.948	+0.084	11:35:15.078
5	50.943	+0.079	11:36:06.021
6	50.864		11:36:56.885
7	52.907	+2.043	11:37:49.792

(300) Stefan Locsmandi

1	53.666	+2.617	11:32:37.228
2	51.592	+0.543	11:33:28.820
3	51.368	+0.319	11:34:20.188
4	51.069	+0.020	11:35:11.257
5	51.178	+0.129	11:36:02.435
6	51.057	+0.008	11:36:53.492
7	51.115	+0.066	11:37:44.607
8	51.057	+0.008	11:38:35.664
9	51.049		11:39:26.713
10	51.115	+0.066	11:40:17.828

(254) Kasper H Jensen

1	51.629	+0.566	11:32:09.748
2	51.240	+0.177	11:33:00.988
3	51.335	+0.272	11:33:52.323
4	51.191	+0.128	11:34:43.514
5	51.156	+0.093	11:35:34.670
6	51.063		11:36:25.733
7	51.181	+0.118	11:37:16.914
8	51.264	+0.201	11:38:08.178
9	51.235	+0.172	11:38:59.413
10	51.075	+0.012	11:39:50.488
11	53.070	+2.007	11:40:43.558

(304) Charlie Eastwood

1	54.046	+2.921	11:32:37.791
2	51.429	+0.304	11:33:29.220
3	51.241	+0.116	11:34:20.461
4	51.166	+0.041	11:35:11.627
5	51.194	+0.069	11:36:02.821
6	51.125		11:36:53.946
7	51.145	+0.020	11:37:45.091
8	51.328	+0.203	11:38:36.419
9	51.191	+0.066	11:39:27.610
10	51.158	+0.033	11:40:18.768

(242) Jules Cousin

1	51.844	+0.719	11:32:11.237
2	51.343	+0.218	11:33:02.580
3	51.530	+0.405	11:33:54.110
4	51.512	+0.387	11:34:45.622
5	51.437	+0.312	11:35:37.059
6	58.262	+7.137	11:36:35.321
7	51.164	+0.039	11:37:26.485
8	51.575	+0.450	11:38:18.060
9	51.125		11:39:09.185
10	51.305	+0.180	11:40:00.490
11	51.410	+0.285	11:40:51.900

(292) Jose Pedro Faria

1	52.113	+0.979	11:32:15.709
2	51.535	+0.401	11:33:07.244
3	51.331	+0.197	11:33:58.575
4	51.279	+0.145	11:34:49.854
5	51.345	+0.211	11:35:41.199

Lap Lap Tm Diff Time of Day

6	51.277	+0.143	11:36:32.476
7	51.134		11:37:23.610
8	51.490	+0.356	11:38:15.100
9	51.193	+0.059	11:39:06.293
10	51.165	+0.031	11:39:57.458
11	52.589	+1.455	11:40:50.047

(314) Jack Hawksworth

1	52.072	+0.924	11:32:20.982
2	52.462	+1.314	11:33:13.444
3	51.279	+0.131	11:34:04.723
4	51.148		11:34:55.871
5	54.264	+3.116	11:35:50.135
6	51.326	+0.178	11:36:41.461
7	51.372	+0.224	11:37:32.833
8	51.477	+0.329	11:38:24.310
9	51.993	+0.845	11:39:16.303
10	51.274	+0.126	11:40:07.577

(240) Sandro Lukovic

1	52.066	+0.888	11:31:50.364
2	51.687	+0.509	11:32:42.051
3	51.307	+0.129	11:33:33.358
4	51.258	+0.080	11:34:24.616
5	51.178		11:35:15.794
6	51.320	+0.142	11:36:07.114
7	51.245	+0.067	11:36:58.359
8	51.370	+0.192	11:37:49.729
9	51.472	+0.294	11:38:41.201
10	52.110	+0.932	11:39:33.311

(222) Nicolai Nielsen

1	52.068	+0.881	11:32:14.642
2	51.593	+0.406	11:33:06.235
3	51.466	+0.279	11:33:57.701
4	51.187		11:34:48.888
5	51.210	+0.023	11:35:40.098
6	51.393	+0.206	11:36:31.491
7	51.454	+0.267	11:37:22.945
8	51.374	+0.187	11:38:14.319
9	51.301	+0.114	11:39:05.620
10	51.231	+0.044	11:39:56.851
11	54.251	+3.064	11:40:51.102

(312) Ben Cooper

1	52.477	+1.268	11:32:28.569
2	51.488	+0.279	11:33:20.057
3	51.209		11:34:11.266
4	51.435	+0.226	11:35:02.701
5	51.269	+0.060	11:35:53.970
6	52.196	+0.987	11:36:46.166
7	55.973	+4.764	11:37:42.139
8	51.307	+0.098	11:38:33.446
9	51.278	+0.069	11:39:24.724
10	55.285	+4.076	11:40:20.009

(226) Aavo Talvar

1	51.926	+0.710	11:32:01.105
2	51.340	+0.124	11:32:52.445
3	51.687	+0.471	11:33:44.132
4	51.714	+0.498	11:34:35.846
5	51.532	+0.316	11:35:27.378
6	51.235	+0.019	11:36:18.613
7	51.385	+0.169	11:37:09.998
8	51.318	+0.102	11:38:01.316
9	51.424	+0.208	11:38:52.740

Lap Lap Tm Diff Time of Day

10	51.356	+0.140	11:39:44.096
11	51.216		11:40:35.312

(208) Antoine Barthon

1	52.075	+0.796	11:32:22.931
2	52.787	+1.508	11:33:15.718
3	51.377	+0.098	11:34:07.095
4	51.279		11:34:58.374
5	51.425	+0.146	11:35:49.799
6	51.549	+0.270	11:36:41.348
7	51.371	+0.092	11:37:32.719
8	51.916	+0.637	11:38:24.635
9	51.417	+0.138	11:39:16.052
10	51.906	+0.627	11:40:07.958

(244) Christian Sorensen

1	52.512	+1.222	11:31:50.205
2	52.136	+0.846	11:32:42.341
3	51.712	+0.422	11:33:34.053
4	51.332	+0.042	11:34:25.385
5	51.425	+0.135	11:35:16.810
6	51.290		11:36:08.100
7	51.473	+0.183	11:36:59.573
8	51.387	+0.097	11:37:50.960
9	51.471	+0.181	11:38:42.431
10	52.090	+0.800	11:39:34.521
11	52.587	+1.297	11:40:27.108

(228) Sandor Jakob

1	52.052	+0.748	11:31:59.171
2	51.540	+0.236	11:32:50.711
3	51.607	+0.303	11:33:42.318
4	51.517	+0.213	11:34:33.835
5	51.513	+0.209	11:35:25.348
6	51.311	+0.007	11:36:16.659
7	51.923	+0.619	11:37:08.582
8	51.617	+0.313	11:38:00.199
9	51.366	+0.062	11:38:51.565
10	51.589	+0.285	11:39:43.154
11	51.304		11:40:34.458

(238) Katerina Zurkova

1	52.296	+0.990	11:32:07.381
2	51.876	+0.570	11:32:59.257
3	51.581	+0.275	11:33:50.838
4	51.554	+0.248	11:34:42.392
5	51.392	+0.086	11:35:33.784
6	51.494	+0.188	11:36:25.278
7	51.404	+0.098	11:37:16.682
8	51.735	+0.429	11:38:08.417
9	51.340	+0.034	11:38:59.757
10	51.306		11:39:51.063
11	51.458	+0.152	11:40:42.521

(308) Nicki Petersen

1	51.856	+0.477	11:32:12.417
2	51.382	+0.003	11:33:03.799
3	51.512	+0.133	11:33:55.311
4	51.439	+0.060	11:34:46.750
5	51.379		11:35:38.129
6	51.513	+0.134	11:36:29.642
7	51.414	+0.035	11:37:21.056
8	51.778	+0.399	11:38:12.834
9	51.380	+0.001	11:39:04.214
10	52.820	+1.441	11:39:57.034

Timekeeping Ingrid and Meik Wagner:

Clerk of the course Nigel Edwards:

www.mylaps.com

Steward (Chairman) Olivier Stevny:

Chief Scrutineer Paul Klaassen:

Licensed to: Motorsport Events



ROTAX Euro Challenge Wackersdorf/Germany

Rotax Seniors

Wackersdorf 1,275 Km

Non Qualifying Practice 2 even numbers

2011-05-27 11:30

Practice (10:00 Time) started at 11:30:00

Lap	Lap Tm	Diff	Time of Day
(204) Tom Fawcett			
1	51.966	+0.582	11:32:12.707
2	51.384		11:33:04.091
3	51.421	+0.037	11:33:55.512
4	51.431	+0.047	11:34:46.943
5	51.432	+0.048	11:35:38.375
6	51.576	+0.192	11:36:29.951
7	51.441	+0.057	11:37:21.392
8	51.594	+0.210	11:38:12.986
9	51.444	+0.060	11:39:04.430
10	53.225	+1.841	11:39:57.655

Lap	Lap Tm	Diff	Time of Day
(214) Barrie Pullinger			
1	54.943	+3.553	11:31:58.646
2	52.037	+0.647	11:32:49.478
3	52.017	+0.627	11:33:42.700
4	51.589	+0.199	11:34:34.289
5	52.282	+0.892	11:35:26.571
6	51.524	+0.134	11:36:18.095
7	51.499	+0.109	11:37:09.594
8	51.390		11:38:00.984
9	54.569	+3.179	11:38:55.553

Lap	Lap Tm	Diff	Time of Day
(218) Kelly Zondervan			
1	53.240	+1.842	11:31:57.199
2	52.279	+0.881	11:32:49.478
3	51.783	+0.385	11:33:41.261
4	52.157	+0.759	11:34:33.418
5	51.398		11:35:24.816
6	51.582	+0.184	11:36:16.398
7	52.596	+1.198	11:37:08.994
8	53.244	+1.846	11:38:02.238

Lap	Lap Tm	Diff	Time of Day
(236) Ludvig Morin			
1	54.910	+3.500	11:32:39.058
2	1:01.525	+10.115	11:33:40.583
3	53.072	+1.662	11:34:33.655
4	53.631	+2.221	11:35:27.286
5	51.774	+0.364	11:36:19.060
6	51.410		11:37:10.470
7	51.554	+0.144	11:38:02.024
8	51.660	+0.250	11:38:53.684
9	51.590	+0.180	11:39:45.274
10	52.638	+1.228	11:40:37.912

Lap	Lap Tm	Diff	Time of Day
(232) Harry Drysdale			
1	52.815	+1.349	11:31:55.836
2	52.066	+0.600	11:32:47.902
3	52.140	+0.674	11:33:40.042
4	54.024	+2.558	11:34:34.066
5	52.202	+0.736	11:35:26.268
6	52.048	+0.582	11:36:18.316
7	51.933	+0.467	11:37:10.249
8	51.490	+0.024	11:38:01.739
9	51.634	+0.168	11:38:53.373
10	51.466		11:39:44.839
11	51.522	+0.056	11:40:36.361

Lap	Lap Tm	Diff	Time of Day
(294) Jacob Kallestrup			
1	51.955	+0.480	11:32:25.002
2	51.756	+0.281	11:33:16.758
3	51.873	+0.398	11:34:08.631
4	51.912	+0.437	11:35:00.543
5	51.860	+0.385	11:35:52.403
6	51.729	+0.254	11:36:44.132
7	51.475		11:37:35.607

Lap	Lap Tm	Diff	Time of Day
8	51.742	+0.267	11:38:27.349
9	51.823	+0.348	11:39:19.172
10	51.530	+0.055	11:40:10.702

Lap	Lap Tm	Diff	Time of Day
(216) Niki Laa			
1	51.990	+0.511	11:31:59.501
2	51.479		11:32:50.980
3	52.675	+1.196	11:33:43.655
4	1:47.762	+56.283	11:35:31.417

Lap	Lap Tm	Diff	Time of Day
(264) Jenny Wurster			
1	56.242	+4.612	11:32:43.568
2	52.205	+0.575	11:33:35.773
3	51.630		11:34:27.403
4	51.720	+0.090	11:35:19.123
5	51.811	+0.181	11:36:10.934
6	51.770	+0.140	11:37:02.704
7	52.012	+0.382	11:37:54.716
8	51.774	+0.144	11:38:46.490
9	51.655	+0.025	11:39:38.145
10	52.781	+1.151	11:40:30.926

Lap	Lap Tm	Diff	Time of Day
(284) Artur Janosz			
1	52.517	+0.774	11:32:02.189
2	52.051	+0.308	11:32:54.240
3	52.134	+0.391	11:33:46.374
4	52.177	+0.434	11:34:38.551
5	51.907	+0.164	11:35:30.458
6	51.743		11:36:22.201
7	51.803	+0.060	11:37:14.004
8	51.939	+0.196	11:38:05.943
9	51.928	+0.185	11:38:57.871
10	52.889	+1.146	11:39:50.760

Lap	Lap Tm	Diff	Time of Day
(230) David Agerstig			
1	52.440	+0.680	11:31:52.893
2	52.092	+0.332	11:32:44.985
3	52.251	+0.491	11:33:37.236
4	51.762	+0.002	11:34:28.998
5	51.760		11:35:20.758
6	51.761	+0.001	11:36:12.519
7	51.964	+0.204	11:37:04.483
8	53.950	+2.190	11:37:58.433
9	51.773	+0.013	11:38:50.206
10	52.296	+0.536	11:39:42.502
11	51.882	+0.122	11:40:34.384

Lap	Lap Tm	Diff	Time of Day
(320) Tom Kuhn			
1	52.741	+0.969	11:31:48.825
2	53.145	+1.373	11:32:41.970
3	53.321	+1.549	11:33:35.291
4	51.871	+0.099	11:34:27.162
5	54.861	+3.089	11:35:22.023
6	51.857	+0.085	11:36:13.880
7	51.896	+0.124	11:37:05.776
8	52.356	+0.584	11:37:58.132
9	51.874	+0.102	11:38:50.006
10	51.772		11:39:41.778
11	53.785	+2.013	11:40:35.563

Lap	Lap Tm	Diff	Time of Day
(288) Ivana Pavelkova			
1	54.756	+2.967	11:31:57.845
2	53.318	+1.529	11:32:51.163
3	53.993	+2.204	11:33:45.156
4	2:04.550	+1:12.761	11:35:49.706
5	52.606	+0.817	11:36:42.312

Lap	Lap Tm	Diff	Time of Day
6	51.992	+0.203	11:37:34.304
7	51.789		11:38:26.093
8	51.834	+0.045	11:39:17.927
9	51.947	+0.158	11:40:09.874

Lap	Lap Tm	Diff	Time of Day
(282) Aleksander Bosak			
1	52.585	+0.669	11:32:20.783
2	55.578	+3.662	11:33:16.361
3	52.487	+0.571	11:34:08.848
4	54.534	+2.618	11:35:03.382
5	51.945	+0.029	11:35:55.327
6	52.012	+0.096	11:36:47.339
7	52.795	+0.879	11:37:40.134
8	52.020	+0.104	11:38:32.154
9	51.916		11:39:24.070
10	53.309	+1.393	11:40:17.379

Lap	Lap Tm	Diff	Time of Day
(318) Bastien Krapoth			
1	53.612	+1.573	11:31:57.093
2	52.829	+0.790	11:32:49.922
3	52.446	+0.407	11:33:42.368
4	52.662	+0.623	11:34:35.030
5	52.831	+0.792	11:35:27.861
6	52.077	+0.038	11:36:19.938
7	52.320	+0.281	11:37:12.258
8	52.128	+0.089	11:38:04.386
9	52.188	+0.149	11:38:56.574
10	52.039		11:39:48.613
11	52.207	+0.168	11:40:40.820

Lap	Lap Tm	Diff	Time of Day
(286) Julian Kleinwort			
1	53.132	+0.906	11:32:15.008
2	52.515	+0.289	11:33:07.523
3	52.960	+0.734	11:34:00.483
4	3:22.769	+2:30.543	11:37:23.252
5	52.525	+0.299	11:38:15.777
6	52.226		11:39:08.003
7	52.326	+0.100	11:40:00.329
8	52.723	+0.497	11:40:53.052

Lap	Lap Tm	Diff	Time of Day
(270) Frederik Hove Sorensen			
1	53.258	+0.787	11:32:16.759
2	53.001	+0.530	11:33:09.760
3	52.471		11:34:02.231
4	53.018	+0.547	11:34:55.249
5	52.509	+0.038	11:35:47.758
6	53.484	+1.013	11:36:41.242
7	53.887	+1.416	11:37:35.129
8	55.357	+2.886	11:38:30.486

Timekeeping Ingrid and Meik Wagner:

Clerk of the course Nigel Edwards:

www.mylaps.com

Steward (Chairman) Olivier Steveny:

Chief Scrutineer Paul Klaassen:

Licensed to: Motorsport Events



ROTAX Euro Challenge Wackersdorf/Germany

Rotax Seniors

Wackersdorf 1,275 Km

Non Qualifying Practice 2 odd numbers

2011-05-27 11:45

Practice (10:00 Time) started at 11:45:02

Pos	No.	Name	Nat.	Chassis	Race Team	Laps	Best Tm	Diff	Gap In Lap	km/h
1	215	Karol Dabski	POL	Intrepid	Uniq Racing	10	50.655		4	90,613
2	209	Ferenc Kancsar	AUT	Intrepid	Intrepid Force Rotax	9	50.743	0.088	0.088	8 90,456
3	239	Jiri Forman	CZE	MS Kart	MS Kart Racing Team	10	50.818	0.163	0.075	5 90,322
4	305	Shaun Slavin	GBR	Alonso	Dan Holland Racing	11	50.900	0.245	0.082	5 90,177
5	211	Ross Wylie	GBR	Alonso	Dan Holland Racing	11	50.985	0.330	0.085	7 90,026
6	255	Stefan Riener	AUT	Intrepid	Intrepid Force Rotax	8	50.997	0.342	0.012	7 90,005
7	265	Christopher Friedrich	GER	Tonykart	JLC Racing	9	50.999	0.344	0.002	4 90,002
8	203	Mats Van Den Brand	NED	Intrepid	Intrepid Force Rotax	10	51.072	0.417	0.073	4 89,873
9	247	Ramon Rietveld	NED	Gillard	VZ Racing	11	51.076	0.421	0.004	5 89,866
10	249	Sean Babington	GBR	Alonso	Dan Holland Racing	10	51.097	0.442	0.021	10 89,829
11	213	Steven Hees	GER	CRG	CRG Holland	9	51.112	0.457	0.015	3 89,803
12	293	Roy Curfs	BEL	Tonykart	Hugo Motorsport	11	51.113	0.458	0.001	11 89,801
13	253	Niklas Dall Knudsen	DEN	Kosmic	PB Kart Race	11	51.150	0.495	0.037	5 89,736
14	269	Stephane Kox	NED	Tonykart	Team Kombikart	11	51.174	0.519	0.024	4 89,694
15	219	Andreas Backman	SWE	Tonykart	Strawberry Racing	11	51.187	0.532	0.013	11 89,671
16	297	Stanislav Burmistrov	RUS	PDB	DFK by Antwerp Karting	10	51.207	0.552	0.020	4 89,636
17	237	Bas de Laat	NED	Gillard	VZ Racing	10	51.224	0.569	0.017	10 89,606
18	235	Jonas Fors	SWE	Tonykart	Sodakart SE	11	51.226	0.571	0.002	5 89,603
19	207	Berry Torenvliet	NED	Tonykart	Strawberry Racing	10	51.234	0.579	0.008	10 89,589
20	273	Glen Van Droogenbroeck	BEL	Kosmic	Inkartad	11	51.248	0.593	0.014	11 89,564
21	225	Alex Engblom	SWE	Tonykart	Sodakart	10	51.333	0.678	0.085	6 89,416
22	205	James Greenway	GBR	Gillard	Protrain Racing	11	51.354	0.699	0.021	4 89,380
23	289	Thomas Benisri	FRA	Tonykart		10	51.383	0.728	0.029	4 89,329
24	241	Michael Cool	BEL	Tonykart	Bouvin Power	9	51.455	0.800	0.072	8 89,204
25	281	Julian Wagner	AUT	Praga	M Tec Racing	10	51.533	0.878	0.078	9 89,069
26	271	Nico Klasen	GER	Tonykart	Hugo Motorsport	11	51.548	0.893	0.015	3 89,043
27	227	Evangelos Gavalas	GRE	Birel	Kalman Motorsport	11	51.552	0.897	0.004	6 89,036
28	315	Christian Hillenbrand	GER	Wildkart	Wildkart Racing Team	11	51.557	0.902	0.005	6 89,028
29	313	Erik Stillman	SWE	Sodi	Wallberg Motorsport	11	51.586	0.931	0.029	4 88,978
30	307	Maximilian Gunkel	GER	Intrepid	VPD Team Germany	5	51.589	0.934	0.003	3 88,972
31	299	John Norris	IRL	Mach 1	Mach 1 Motorsport	11	51.607	0.952	0.018	3 88,941
32	221	Vladislav Kurakin	RUS	MS Kart	MS Kart Racing Team	10	51.675	1.020	0.068	4 88,824
33	319	Martin Andersen	DEN	Kosmic	PB Kart Race	11	51.717	1.062	0.042	5 88,752
34	321	Danny Siemensma	NED	Tonykart	Hugo Motorsport	10	51.771	1.116	0.054	8 88,660
35	311	Stephen Tyldsley	GBR	Gillard	Armored UK	11	51.833	1.178	0.062	10 88,554
36	217	Benjamin Karlog	DEN	FA Kart	Team Karlog	10	52.097	1.442	0.264	8 88,105



ROTAX Euro Challenge Wackersdorf/Germany

Rotax Seniors

Wackersdorf 1,275 Km

Non Qualifying Practice 2 odd numbers

2011-05-27 11:45

Practice (10:00 Time) started at 11:45:02

Lap	Lap Tm	Diff	Time of Day
(215) Karol Dabski			
1	51.897	+1.242	11:47:13.659
2	50.841	+0.186	11:48:04.500
3	50.864	+0.209	11:48:55.364
4	50.655		11:49:46.019
5	52.249	+1.594	11:50:38.268
6	1:30.938	+40.283	11:52:09.206
7	51.035	+0.380	11:53:00.241
8	50.980	+0.325	11:53:51.221
9	51.090	+0.435	11:54:42.311
10	52.133	+1.478	11:55:34.444

(209) Ferenc Kancsar			
1	51.522	+0.779	11:48:23.000
2	50.920	+0.177	11:49:13.920
3	50.789	+0.046	11:50:04.709
4	50.974	+0.231	11:50:55.683
5	53.600	+2.857	11:51:49.283
6	51.125	+0.382	11:52:40.408
7	50.861	+0.118	11:53:31.269
8	50.743		11:54:22.012
9	52.847	+2.104	11:55:14.859

(239) Jiri Forman			
1	58.786	+7.968	11:47:33.004
2	51.340	+0.522	11:48:24.344
3	50.976	+0.158	11:49:15.320
4	50.878	+0.060	11:50:06.198
5	50.818		11:50:57.016
6	52.189	+1.371	11:51:49.205
7	52.081	+1.263	11:52:41.286
8	50.886	+0.068	11:53:32.172
9	50.957	+0.139	11:54:23.129
10	50.968	+0.150	11:55:14.097

(305) Shaun Slavin			
1	51.902	+1.002	11:47:07.830
2	51.107	+0.207	11:47:58.937
3	51.504	+0.604	11:48:50.441
4	50.992	+0.092	11:49:41.433
5	50.900		11:50:32.333
6	51.189	+0.289	11:51:23.522
7	51.782	+0.882	11:52:15.304
8	51.919	+1.019	11:53:07.223
9	51.019	+0.119	11:53:58.242
10	51.021	+0.121	11:54:49.263
11	51.263	+0.363	11:55:40.526

(211) Ross Wylie			
1	53.143	+2.158	11:47:07.127
2	51.252	+0.267	11:47:58.379
3	51.016	+0.031	11:48:49.395
4	51.249	+0.264	11:49:40.644
5	52.653	+1.668	11:50:33.297
6	51.024	+0.039	11:51:24.321
7	50.985		11:52:15.306
8	51.077	+0.092	11:53:06.383
9	51.190	+0.205	11:53:57.573
10	51.091	+0.106	11:54:48.664
11	51.292	+0.307	11:55:39.956

(255) Stefan Riener			
1	51.779	+0.782	11:48:27.775
2	51.197	+0.200	11:49:18.972
3	51.246	+0.249	11:50:10.218

4	51.107	+0.110	11:51:01.325
5	51.277	+0.280	11:51:52.602
6	51.186	+0.189	11:52:43.788
7	50.997		11:53:34.785
8	52.612	+1.615	11:54:27.397

(265) Christopher Friedrich			
1	52.377	+1.378	11:48:21.361
2	51.599	+0.600	11:49:12.960
3	51.176	+0.177	11:50:04.136
4	50.999		11:50:55.135
5	51.799	+0.800	11:51:46.934
6	51.335	+0.336	11:52:38.269
7	51.218	+0.219	11:53:29.487
8	52.117	+1.118	11:54:21.604
9	51.199	+0.200	11:55:12.803

(203) Mats Van Den Brand			
1	52.079	+1.007	11:47:29.746
2	51.397	+0.325	11:48:21.143
3	51.233	+0.161	11:49:12.376
4	51.072		11:50:03.448
5	51.185	+0.113	11:50:54.633
6	51.484	+0.412	11:51:46.117
7	51.516	+0.444	11:52:37.633
8	51.285	+0.213	11:53:28.918
9	51.354	+0.282	11:54:20.272
10	51.417	+0.345	11:55:11.689

(247) Ramon Rietveld			
1	52.255	+1.179	11:47:05.702
2	51.848	+0.772	11:47:57.550
3	51.591	+0.515	11:48:49.141
4	51.744	+0.668	11:49:40.885
5	51.076		11:50:31.961
6	51.742	+0.666	11:51:23.703
7	51.422	+0.346	11:52:15.125
8	51.616	+0.540	11:53:06.741
9	51.297	+0.221	11:53:58.038
10	51.546	+0.470	11:54:49.584
11	51.656	+0.580	11:55:41.240

(249) Sean Babington			
1	55.415	+4.318	11:47:28.678
2	51.713	+0.616	11:48:20.391
3	51.264	+0.167	11:49:11.655
4	51.388	+0.291	11:50:03.043
5	51.752	+0.655	11:50:54.795
6	59.049	+7.952	11:51:53.844
7	51.294	+0.197	11:52:45.138
8	51.273	+0.176	11:53:36.411
9	51.162	+0.065	11:54:27.573
10	51.097		11:55:18.670

(213) Steven Hees			
1	52.039	+0.927	11:48:21.433
2	51.284	+0.172	11:49:12.717
3	51.112		11:50:03.829
4	51.191	+0.079	11:50:55.020
5	52.099	+0.987	11:51:47.119
6	51.596	+0.484	11:52:38.715
7	51.229	+0.117	11:53:29.944
8	51.468	+0.356	11:54:21.412
9	51.327	+0.215	11:55:12.739

(293) Roy Curfs			
------------------------	--	--	--

1	51.997	+0.884	11:47:16.193
2	51.630	+0.517	11:48:07.823
3	51.967	+0.854	11:48:59.790
4	51.386	+0.273	11:49:51.176
5	51.120	+0.007	11:50:42.296
6	51.130	+0.017	11:51:33.426
7	51.277	+0.164	11:52:24.703
8	51.338	+0.225	11:53:16.041
9	51.695	+0.582	11:54:07.736
10	51.325	+0.212	11:54:59.061
11	51.113		11:55:50.174

(253) Niklas Dall Knudsen			
1	52.080	+0.930	11:47:15.542
2	51.401	+0.251	11:48:06.943
3	51.310	+0.160	11:48:58.253
4	51.359	+0.209	11:49:49.612
5	51.150		11:50:40.762
6	51.517	+0.367	11:51:32.279
7	52.117	+0.967	11:52:24.396
8	53.157	+2.007	11:53:17.553
9	51.508	+0.358	11:54:09.061
10	51.450	+0.300	11:55:00.511
11	52.086	+0.936	11:55:52.597

(269) Stephane Kox			
1	52.285	+1.111	11:47:17.521
2	51.632	+0.458	11:48:09.153
3	51.522	+0.348	11:49:00.675
4	51.174		11:49:51.849
5	51.949	+0.775	11:50:43.798
6	51.362	+0.188	11:51:35.160
7	51.569	+0.395	11:52:26.729
8	51.444	+0.270	11:53:18.173
9	51.509	+0.335	11:54:09.682
10	52.083	+0.909	11:55:01.765
11	51.250	+0.076	11:55:53.015

(219) Andreas Backman			
1	52.326	+1.139	11:46:49.855
2	51.471	+0.284	11:47:41.326
3	51.205	+0.018	11:48:32.531
4	51.863	+0.676	11:49:24.394
5	52.430	+1.243	11:50:16.824
6	51.866	+0.679	11:51:08.690
7	51.597	+0.410	11:52:00.287
8	51.459	+0.272	11:52:51.746
9	51.224	+0.037	11:53:42.970
10	51.252	+0.065	11:54:34.222
11	51.187		11:55:25.409

(297) Stanislav Burmistrov			
1	52.870	+1.663	11:47:13.931
2	51.491	+0.284	11:48:05.422
3	51.353	+0.146	11:48:56.775
4	51.207		11:49:47.982
5	51.452	+0.245	11:50:39.434
6	51.592	+0.385	11:51:31.026
7	53.836	+2.629	11:52:24.862
8	1:14.329	+23.122	11:53:39.191
9	51.431	+0.224	11:54:30.622
10	51.334	+0.127	11:55:21.956

(237) Bas de Laet			
1	52.991	+1.767	11:47:26.380
2	51.953	+0.729	11:48:18.333

Timekeeping Ingrid and Meik Wagner:

Clerk of the course Nigel Edwards:

www.mylaps.com

Steward (Chairman) Olivier Steveny:

Chief Scrutineer Paul Klaassen:

Licensed to: Motorsport Events



ROTAX Euro Challenge Wackersdorf/Germany

Rotax Seniors

Wackersdorf 1,275 Km

Non Qualifying Practice 2 odd numbers

2011-05-27 11:45

Practice (10:00 Time) started at 11:45:02

Lap	Lap Tm	Diff	Time of Day
3	51.548	+0.324	11:49:09.881
4	51.481	+0.257	11:50:01.362
5	54.584	+3.360	11:50:55.946
6	52.082	+0.858	11:51:48.028
7	51.421	+0.197	11:52:39.449
8	51.358	+0.134	11:53:30.807
9	52.650	+1.426	11:54:23.457
10	51.224		11:55:14.681

(235) Jonas Fors

1	52.307	+1.081	11:46:53.338
2	51.418	+0.192	11:47:44.756
3	51.502	+0.276	11:48:36.258
4	51.378	+0.152	11:49:27.636
5	51.226		11:50:18.862
6	51.276	+0.050	11:51:10.138
7	53.592	+2.366	11:52:03.730
8	52.125	+0.899	11:52:55.855
9	51.287	+0.061	11:53:47.142
10	51.339	+0.113	11:54:38.481
11	51.849	+0.623	11:55:30.330

(207) Berry Torenvliet

1	51.963	+0.729	11:47:34.013
2	51.331	+0.097	11:48:25.344
3	51.302	+0.068	11:49:16.646
4	51.427	+0.193	11:50:08.073
5	51.309	+0.075	11:50:59.382
6	51.969	+0.735	11:51:51.351
7	51.420	+0.186	11:52:42.771
8	51.301	+0.067	11:53:34.072
9	51.432	+0.198	11:54:25.504
10	51.234		11:55:16.738

(273) Glen Van Droogenbroeck

1	52.173	+0.925	11:47:14.374
2	51.554	+0.306	11:48:05.928
3	51.383	+0.135	11:48:57.311
4	51.300	+0.052	11:49:48.611
5	51.290	+0.042	11:50:39.901
6	51.752	+0.504	11:51:31.653
7	51.690	+0.442	11:52:23.343
8	51.992	+0.744	11:53:15.335
9	52.691	+1.443	11:54:08.026
10	51.445	+0.197	11:54:59.471
11	51.248		11:55:50.719

(225) Alex Engblom

1	52.297	+0.964	11:46:52.459
2	51.632	+0.299	11:47:44.091
3	51.381	+0.048	11:48:35.472
4	53.025	+1.692	11:49:28.497
5	51.610	+0.277	11:50:20.107
6	51.333		11:51:11.440
7	52.176	+0.843	11:52:03.616
8	51.993	+0.660	11:52:55.609
9	51.993	+0.660	11:53:47.602
10	52.402	+1.069	11:54:40.004

(205) James Greenway

1	53.941	+2.587	11:47:07.665
2	51.864	+0.510	11:47:59.529
3	51.778	+0.424	11:48:51.307
4	51.354		11:49:42.661
5	56.126	+4.772	11:50:38.787
6	53.061	+1.707	11:51:31.848

Lap	Lap Tm	Diff	Time of Day
7	52.010	+0.656	11:52:23.858
8	51.638	+0.284	11:53:15.496
9	51.514	+0.160	11:54:07.010
10	51.482	+0.128	11:54:58.492
11	51.569	+0.215	11:55:50.061

(289) Thomas Benisri

1	52.274	+0.891	11:47:11.020
2	51.762	+0.379	11:48:02.782
3	51.477	+0.094	11:48:54.259
4	51.383		11:49:45.642
5	51.880	+0.497	11:50:37.522
6	51.622	+0.239	11:51:29.144
7	55.109	+3.726	11:52:24.253
8	51.485	+0.102	11:53:15.738
9	51.625	+0.242	11:54:07.363
10	52.698	+1.315	11:55:00.061

(241) Michael Cool

1	53.408	+1.953	11:48:52.648
2	51.747	+0.292	11:49:44.395
3	51.786	+0.331	11:50:36.181
4	59.965	+8.510	11:51:36.146
5	51.834	+0.379	11:52:27.980
6	51.619	+0.164	11:53:19.599
7	51.493	+0.038	11:54:11.092
8	51.455		11:55:02.547
9	51.508	+0.053	11:55:54.055

(281) Julian Wagner

1	52.115	+0.582	11:46:48.442
2	52.151	+0.618	11:47:40.593
3	51.741	+0.208	11:48:32.334
4	51.866	+0.333	11:49:24.200
5	53.443	+1.910	11:50:17.643
6	1:23.429	+31.896	11:51:41.072
7	51.682	+0.149	11:52:32.754
8	51.642	+0.109	11:53:24.396
9	51.533		11:54:15.929
10	51.656	+0.123	11:55:07.585

(271) Nico Klasen

1	57.441	+5.893	11:46:56.386
2	51.850	+0.302	11:47:48.236
3	51.548		11:48:39.784
4	51.577	+0.029	11:49:31.361
5	51.690	+0.142	11:50:23.051
6	51.610	+0.062	11:51:14.661
7	51.815	+0.267	11:52:06.476
8	51.853	+0.305	11:52:58.329
9	51.652	+0.104	11:53:49.981
10	51.669	+0.121	11:54:41.650
11	52.160	+0.612	11:55:33.810

(227) Evangelos Gavalas

1	52.806	+1.254	11:46:50.981
2	51.952	+0.400	11:47:42.933
3	51.866	+0.314	11:48:34.799
4	52.274	+0.722	11:49:27.073
5	52.103	+0.551	11:50:19.176
6	51.552		11:51:10.728
7	52.612	+1.060	11:52:03.340
8	54.766	+3.214	11:52:58.106
9	51.698	+0.146	11:53:49.804
10	51.618	+0.066	11:54:41.422
11	52.709	+1.157	11:55:34.131

(315) Christian Hillenbrand

1	52.296	+0.739	11:47:00.669
2	52.251	+0.694	11:47:52.920
3	51.812	+0.255	11:48:44.732
4	51.997	+0.440	11:49:36.729
5	51.850	+0.293	11:50:28.579
6	51.557		11:51:20.136
7	51.756	+0.199	11:52:11.892
8	52.164	+0.607	11:53:04.056
9	51.868	+0.311	11:53:55.924
10	51.942	+0.385	11:54:47.866
11	51.939	+0.382	11:55:39.805

(313) Erik Stillman

1	53.317	+1.731	11:46:51.174
2	52.141	+0.555	11:47:43.315
3	51.770	+0.184	11:48:35.085
4	51.586		11:49:26.671
5	51.711	+0.125	11:50:18.382
6	51.689	+0.103	11:51:10.071
7	52.352	+0.766	11:52:02.423
8	51.833	+0.247	11:52:54.256
9	51.931	+0.345	11:53:46.187
10	51.941	+0.355	11:54:38.128
11	52.645	+1.059	11:55:30.773

(307) Maximilian Gunkel

1	53.069	+1.480	11:47:24.227
2	51.813	+0.224	11:48:16.040
3	51.589		11:49:07.629
4	51.627	+0.038	11:49:59.256
5	1:44.578	+52.989	11:51:43.834

(299) John Norris

1	52.213	+0.606	11:46:51.271
2	51.811	+0.204	11:47:43.082
3	51.607		11:48:34.689
4	51.750	+0.143	11:49:26.439
5	52.091	+0.484	11:50:18.530
6	51.906	+0.299	11:51:10.436
7	54.057	+2.450	11:52:04.493
8	51.861	+0.254	11:52:56.354
9	51.668	+0.061	11:53:48.022
10	51.858	+0.251	11:54:39.880
11	51.799	+0.192	11:55:31.679

(221) Vladislav Kurakin

1	52.641	+0.966	11:47:15.462
2	52.236	+0.561	11:48:07.698
3	52.238	+0.563	11:48:59.936
4	51.675		11:49:51.611
5	52.628	+0.953	11:50:44.239
6	51.722	+0.047	11:51:35.961
7	52.509	+0.834	11:52:28.470
8	52.273	+0.598	11:53:20.743
9	51.837	+0.162	11:54:12.580
10	51.970	+0.295	11:55:04.550

(319) Martin Andersen

1	52.349	+0.632	11:46:58.919
2	51.810	+0.093	11:47:50.729
3	51.944	+0.227	11:48:42.673
4	51.891	+0.174	11:49:34.564
5	51.717		11:50:26.281
6	51.735	+0.018	11:51:18.016

Timekeeping Ingrid and Meik Wagner:

Clerk of the course Nigel Edwards:

www.mylaps.com

Steward (Chairman) Olivier Steveny:

Chief Scrutineer Paul Klaassen:

Licensed to: Motorsport Events



ROTAX Euro Challenge Wackersdorf/Germany

Rotax Seniors

Wackersdorf 1,275 Km

Non Qualifying Practice 2 odd numbers

2011-05-27 11:45

Practice (10:00 Time) started at 11:45:02

Lap	Lap Tm	Diff	Time of Day
7	52.058	+0.341	11:52:10.074
8	51.900	+0.183	11:53:01.974
9	51.934	+0.217	11:53:53.908
10	51.784	+0.067	11:54:45.692
11	51.886	+0.169	11:55:37.578

(321) Danny Siemensma

1	52.629	+0.858	11:46:50.641
2	51.934	+0.163	11:47:42.575
3	51.786	+0.015	11:48:34.361
4	52.319	+0.548	11:49:26.680
5	1:49.641	+57.870	11:51:16.321
6	51.948	+0.177	11:52:08.269
7	52.442	+0.671	11:53:00.711
8	51.771		11:53:52.482
9	51.832	+0.061	11:54:44.314
10	51.856	+0.085	11:55:36.170

(311) Stephen Tyldsley

1	52.809	+0.976	11:46:59.123
2	52.109	+0.276	11:47:51.232
3	52.135	+0.302	11:48:43.367
4	52.032	+0.199	11:49:35.399
5	52.074	+0.241	11:50:27.473
6	52.002	+0.169	11:51:19.475
7	52.262	+0.429	11:52:11.737
8	52.514	+0.681	11:53:04.251
9	52.124	+0.291	11:53:56.375
10	51.833		11:54:48.208
11	53.067	+1.234	11:55:41.275

(217) Benjamin Karlog

1	52.817	+0.720	11:47:09.592
2	52.753	+0.656	11:48:02.345
3	52.876	+0.779	11:48:55.221
4	52.194	+0.097	11:49:47.415
5	52.614	+0.517	11:50:40.029
6	52.172	+0.075	11:51:32.201
7	52.826	+0.729	11:52:25.027
8	52.097		11:53:17.124
9	52.354	+0.257	11:54:09.478
10	53.126	+1.029	11:55:02.604

Lap	Lap Tm	Diff	Time of Day
-----	--------	------	-------------

Lap	Lap Tm	Diff	Time of Day
-----	--------	------	-------------

Timekeeping Ingrid and Meik Wagner:



Clerk of the course Nigel Edwards:

Steward (Chairman) Olivier Steveny:

Chief Scrutineer Paul Klaassen:

www.mylaps.com



ROTAX Euro Challenge Wackersdorf/Germany

Rotax Seniors

Wackersdorf 1,275 Km

Qualifying Practice group S1 **-NEW-**

2011-05-27 14:30

Qualifying (15:00 Time) started at 14:30:01

Pos	No.	Name	Nat.	Chassis	Race Team	Laps	Best Tm	Diff	Gap In Lap	km/h
1	202	Edward Brand	GBR	Tonykart	Strawberry Racing	7	50.779			90,392
2	207	Berry Torenvliet	NED	Tonykart	Strawberry Racing	7	50.973	0.194	0.194	90,048
3	255	Stefan Riener	AUT	Intrepid	Intrepid Force Rotax	9	51.064	0.285	0.091	89,887
4	208	Antoine Barthon	FRA	FA Kart	Dan Holland Racing	11	51.108	0.329	0.044	89,810
5	249	Sean Babington	GBR	Alonso	Dan Holland Racing	11	51.131	0.352	0.023	89,769
6	211	Ross Wylie	GBR	Alonso	Dan Holland Racing	11	51.138	0.359	0.007	89,757
7	312	Ben Cooper	GBR	Birel	Kalman Motorsport	8	51.192	0.413	0.054	89,662
8	215	Karol Dabski	POL	Intrepid	Uniq Racing	10	51.207	0.428	0.015	89,636
9	240	Sandro Lukovic	AUT	Birel	Kalman Motorsport	9	51.254	0.475	0.047	89,554
10	299	John Norris	IRL	Mach 1	Mach 1 Motorsport	13	51.274	0.495	0.020	89,519
11	265	Christopher Friedrich	GER	Tonykart	JLC Racing	11	51.284	0.505	0.010	89,502
12	242	Jules Cousin	FRA	FA Kart	DSS Kart	9	51.298	0.519	0.014	89,477
13	271	Nico Klasen	GER	Tonykart	Hugo Motorsport	12	51.326	0.547	0.028	89,428
14	284	Artur Janosz	POL	Intrepid	Uniq Racing	8	51.338	0.559	0.012	89,407
15	226	Aavo Talvar	EST	Intrepid	Team TKP Intrepid	10	51.352	0.573	0.014	89,383
16	218	Kelly Zondervan	NED	Tonykart	Strawberry Racing	11	51.356	0.577	0.004	89,376
17	253	Niklas Dall Knudsen	DEN	Kosmic	PB Kart Race	13	51.370	0.591	0.014	89,352
18	219	Andreas Backman	SWE	Tonykart	Strawberry Racing	13	51.371	0.592	0.001	89,350
19	203	Mats Van Den Brand	NED	Intrepid	Intrepid Force Rotax	10	51.374	0.595	0.003	89,345
20	222	Nicolai Nielsen	DEN	Tonykart	RS Competition	13	51.385	0.606	0.011	89,326
21	204	Tom Fawcett	GBR	Birel	Kalman Motorsport	9	51.388	0.609	0.003	89,320
22	281	Julian Wagner	AUT	Praga	M Tec Racing	12	51.399	0.620	0.011	89,301
23	315	Christian Hillenbrand	GER	Wildkart	Wildkart Racing Team	12	51.547	0.768	0.148	89,045
24	297	Stanislav Burmistrov	RUS	PDB	DFK by Antwerp Karting	11	51.585	0.806	0.038	88,979
25	232	Harry Drysdale	GBR	Tonykart	HD Racing	12	51.603	0.824	0.018	88,948
26	225	Alex Engblom	SWE	Tonykart	Sodakart	9	51.649	0.870	0.046	88,869
27	228	Sandor Jakab	SVK	Birel	Kalman Motorsport	12	51.655	0.876	0.006	88,859
28	313	Erik Stillman	SWE	Sodi	Wallberg Motorsport	13	51.763	0.984	0.108	88,673
29	282	Aleksander Bosak	POL	Alonso	Dan Holland Racing	12	51.766	0.987	0.003	88,668
30	227	Evangelos Gavalas	GRE	Birel	Kalman Motorsport	11	51.807	1.028	0.041	88,598
31	286	Julian Kleinwort	GER	M-Tec	Kartschmie.de	12	52.178	1.399	0.371	87,968
32	230	David Agerstig	SWE	Sodi	Nivo Karting	13	52.274	1.495	0.096	87,807
33	270	Frederik Hove Sorensen	DEN	Bremer	Hove Racing	11	52.558	1.779	0.284	87,332

Not classified											
DQ	320	Tom Kuhn	GER	Intrepid	Kuhn Racing	10	51.016			5	89,972
DNS	318	Bastien Krapoth	GER	Zanardi	Matis Motorsport					0	-

Announcements

These results are provisional until the conclusion of any judicial and technical matters
 No. 320 excluded from Qualifying / reason technical non conformity



ROTEX Euro Challenge Wackersdorf/Germany

Rotax Seniors

Wackersdorf 1,275 Km

Qualifying Practice group S1

2011-05-27 14:30

Qualifying (15:00 Time) started at 14:30:01

Lap	Lap Tm	Diff	Time of Day
(202) Edward Brand			
1	1:06.921	+16.142	14:34:27.622
2	51.749	+0.970	14:35:19.371
3	51.005	+0.226	14:36:10.376
4	50.779		14:37:01.155
5	51.068	+0.289	14:37:52.223
6	51.006	+0.227	14:38:43.229
7	1:00.438	+9.659	14:39:43.667
(207) Berry Torenvliet			
1	52.619	+1.646	14:34:07.004
2	51.626	+0.653	14:34:58.630
3	51.572	+0.599	14:35:50.202
4	50.973		14:36:41.175
5	51.367	+0.394	14:37:32.542
6	54.223	+3.250	14:38:26.765
7	1:00.652	+9.679	14:39:27.417
(320) Tom Kuhn			
1	52.638	+1.622	14:31:58.824
2	51.800	+0.784	14:32:50.624
3	51.408	+0.392	14:33:42.032
4	51.359	+0.343	14:34:33.391
5	51.016		14:35:24.407
6	51.036	+0.020	14:36:15.443
7	51.128	+0.112	14:37:06.571
8	51.112	+0.096	14:37:57.683
9	51.118	+0.102	14:38:48.801
10	53.665	+2.649	14:39:42.466
(255) Stefan Riener			
1	1:02.711	+11.647	14:34:25.211
2	51.562	+0.498	14:35:16.773
3	51.213	+0.149	14:36:07.986
4	51.064		14:36:59.050
5	51.092	+0.028	14:37:50.142
6	51.178	+0.114	14:38:41.320
7	51.069	+0.005	14:39:32.389
8	54.929	+3.865	14:40:27.318
9	1:00.552	+9.488	14:41:27.870
(208) Antoine Barthon			
1	58.264	+7.156	14:34:20.076
2	51.966	+0.858	14:35:12.042
3	51.560	+0.452	14:36:03.602
4	52.909	+1.801	14:36:56.511
5	51.215	+0.107	14:37:47.726
6	51.316	+0.208	14:38:39.042
7	51.380	+0.272	14:39:30.422
8	51.108		14:40:21.530
9	51.606	+0.498	14:41:13.136
10	51.823	+0.715	14:42:04.959
11	56.059	+4.951	14:43:01.018
(249) Sean Babington			
1	52.758	+1.627	14:34:23.186
2	51.650	+0.519	14:35:14.836
3	51.373	+0.242	14:36:06.209
4	51.311	+0.180	14:36:57.520
5	51.337	+0.206	14:37:48.857
6	51.165	+0.034	14:38:40.022
7	51.131		14:39:31.153
8	51.411	+0.280	14:40:22.564
9	51.615	+0.484	14:41:14.179
10	51.749	+0.618	14:42:05.928

Lap	Lap Tm	Diff	Time of Day
11	57.801	+6.670	14:43:03.729
(211) Ross Wylie			
1	55.253	+4.115	14:34:16.582
2	51.501	+0.363	14:35:08.083
3	51.141	+0.003	14:35:59.224
4	51.368	+0.230	14:36:50.592
5	51.423	+0.285	14:37:42.015
6	55.138	+4.000	14:38:37.153
7	51.339	+0.201	14:39:28.492
8	51.138		14:40:19.630
9	51.288	+0.150	14:41:10.918
10	51.393	+0.255	14:42:02.311
11	52.348	+1.210	14:42:54.659
(312) Ben Cooper			
1	53.803	+2.611	14:34:15.701
2	51.549	+0.357	14:35:07.250
3	51.465	+0.273	14:35:58.715
4	53.660	+2.468	14:36:52.375
5	51.192		14:37:43.567
6	51.194	+0.002	14:38:34.761
7	51.237	+0.045	14:39:25.998
8	52.283	+1.091	14:40:18.281
(215) Karol Dabski			
1	52.142	+0.935	14:34:01.164
2	51.431	+0.224	14:34:52.595
3	51.342	+0.135	14:35:43.937
4	51.522	+0.315	14:36:35.459
5	51.355	+0.148	14:37:26.814
6	51.263	+0.056	14:38:18.077
7	51.512	+0.305	14:39:09.589
8	51.207		14:40:00.796
9	51.904	+0.697	14:40:52.700
10	53.760	+2.553	14:41:46.460
(240) Sandro Lukovic			
1	52.594	+1.340	14:34:02.570
2	51.281	+0.027	14:34:53.851
3	51.300	+0.046	14:35:45.151
4	51.254		14:36:36.405
5	51.300	+0.046	14:37:27.705
6	51.266	+0.012	14:38:18.971
7	51.381	+0.127	14:39:10.352
8	51.391	+0.137	14:40:01.743
9	52.251	+0.997	14:40:53.994
(299) John Norris			
1	56.206	+4.932	14:32:18.731
2	1:03.508	+12.234	14:33:22.239
3	55.519	+4.245	14:34:17.758
4	51.860	+0.586	14:35:09.618
5	51.889	+0.615	14:36:01.507
6	51.369	+0.095	14:36:52.876
7	51.274		14:37:44.150
8	51.480	+0.206	14:38:35.630
9	51.372	+0.098	14:39:27.002
10	51.458	+0.184	14:40:18.460
11	51.639	+0.365	14:41:10.099
12	52.435	+1.161	14:42:02.534
13	52.719	+1.445	14:42:55.253
(265) Christopher Friedrich			
1	52.384	+1.100	14:34:00.121
2	52.599	+1.315	14:34:52.720

Lap	Lap Tm	Diff	Time of Day
3	51.698	+0.414	14:35:44.418
4	51.647	+0.363	14:36:36.065
5	51.284		14:37:27.349
6	51.902	+0.618	14:38:19.251
7	51.297	+0.013	14:39:10.548
8	51.627	+0.343	14:40:02.175
9	51.716	+0.432	14:40:53.891
10	52.709	+1.425	14:41:46.600
11	58.861	+7.577	14:42:45.461
(242) Jules Cousin			
1	53.507	+2.209	14:34:14.734
2	51.890	+0.592	14:35:06.624
3	53.823	+2.525	14:36:00.447
4	51.527	+0.229	14:36:51.974
5	51.298		14:37:43.272
6	54.260	+2.962	14:38:37.532
7	51.680	+0.382	14:39:29.212
8	56.515	+5.217	14:40:25.727
9	55.140	+3.842	14:41:20.867
(271) Nico Klasen			
1	52.666	+1.340	14:33:26.649
2	52.433	+1.107	14:34:19.082
3	51.701	+0.375	14:35:10.783
4	51.585	+0.259	14:36:02.368
5	51.326		14:36:53.694
6	51.591	+0.265	14:37:45.285
7	52.786	+1.460	14:38:38.071
8	51.571	+0.245	14:39:29.642
9	51.463	+0.137	14:40:21.105
10	52.399	+1.073	14:41:13.504
11	51.880	+0.554	14:42:05.384
12	1:00.703	+9.377	14:43:06.087
(284) Artur Janosz			
1	52.627	+1.289	14:33:29.521
2	52.313	+0.975	14:34:21.834
3	51.694	+0.356	14:35:13.528
4	51.525	+0.187	14:36:05.053
5	51.905	+0.567	14:36:56.958
6	51.338		14:37:48.296
7	51.487	+0.149	14:38:39.783
8	55.899	+4.561	14:39:35.682
(226) Aavo Talvar			
1	53.077	+1.725	14:34:15.314
2	51.737	+0.385	14:35:07.051
3	51.853	+0.501	14:35:58.904
4	52.563	+1.211	14:36:51.467
5	51.401	+0.049	14:37:42.868
6	51.461	+0.109	14:38:34.329
7	51.352		14:39:25.681
8	52.066	+0.714	14:40:17.747
9	51.657	+0.305	14:41:09.404
10	53.457	+2.105	14:42:02.861
(218) Kelly Zondervan			
1	52.415	+1.059	14:32:22.519
2	52.776	+1.420	14:33:15.295
3	51.853	+0.497	14:34:07.148
4	51.969	+0.613	14:34:59.117
5	51.495	+0.139	14:35:50.612
6	51.356		14:36:41.968
7	51.531	+0.175	14:37:33.499
8	51.642	+0.286	14:38:25.141

Timekeeping Ingrid and Meik Wagner:



Clerk of the course Nigel Edwards:

www.mylaps.com

Steward (Chairman) Olivier Stevny:

Chief Scrutineer Paul Klaassen:

Licensed to: Motorsport Events



ROTAX Euro Challenge Wackersdorf/Germany

Rotax Seniors

Wackersdorf 1,275 Km

Qualifying Practice group S1

2011-05-27 14:30

Qualifying (15:00 Time) started at 14:30:01

Lap	Lap Tm	Diff	Time of Day
9	53.357	+2.001	14:39:18.498
10	53.021	+1.665	14:40:11.519
11	54.262	+2.906	14:41:05.781

(253) Niklas Dall Knudsen

1	53.036	+1.666	14:32:34.792
2	52.412	+1.042	14:33:27.204
3	54.004	+2.634	14:34:21.208
4	51.484	+0.114	14:35:12.692
5	51.370		14:36:04.062
6	51.805	+0.435	14:36:55.867
7	51.443	+0.073	14:37:47.310
8	51.495	+0.125	14:38:38.805
9	51.551	+0.181	14:39:30.356
10	52.609	+1.239	14:40:22.965
11	51.593	+0.223	14:41:14.558
12	51.908	+0.538	14:42:06.466
13	58.971	+7.601	14:43:05.437

(219) Andreas Backman

1	52.515	+1.144	14:31:53.502
2	52.109	+0.738	14:32:45.611
3	51.836	+0.465	14:33:37.447
4	51.850	+0.479	14:34:29.297
5	51.458	+0.087	14:35:20.755
6	51.680	+0.309	14:36:12.435
7	51.371		14:37:03.806
8	51.466	+0.095	14:37:55.272
9	51.464	+0.093	14:38:46.736
10	51.643	+0.272	14:39:38.379
11	51.771	+0.400	14:40:30.150
12	52.553	+1.182	14:41:22.703
13	53.691	+2.320	14:42:16.394

(203) Mats Van Den Brand

1	52.276	+0.902	14:33:53.852
2	51.771	+0.397	14:34:45.623
3	51.457	+0.083	14:35:37.080
4	51.697	+0.323	14:36:28.777
5	51.672	+0.298	14:37:20.449
6	58.249	+6.875	14:38:18.698
7	51.374		14:39:10.072
8	52.716	+1.342	14:40:02.788
9	51.642	+0.268	14:40:54.430
10	54.249	+2.875	14:41:48.679

(222) Nicolai Nielsen

1	52.351	+0.966	14:32:14.228
2	54.202	+2.817	14:33:08.430
3	52.315	+0.930	14:34:00.745
4	51.626	+0.241	14:34:52.371
5	54.129	+2.744	14:35:46.500
6	51.439	+0.054	14:36:37.939
7	51.488	+0.103	14:37:29.427
8	51.745	+0.360	14:38:21.172
9	51.385		14:39:12.557
10	51.688	+0.303	14:40:04.245
11	51.690	+0.305	14:40:55.935
12	51.718	+0.333	14:41:47.653
13	53.175	+1.790	14:42:40.828

(204) Tom Fawcett

1	52.121	+0.733	14:34:56.464
2	51.626	+0.238	14:35:48.090
3	51.568	+0.180	14:36:39.658
4	51.518	+0.130	14:37:31.176

Lap	Lap Tm	Diff	Time of Day
5	51.469	+0.081	14:38:22.645
6	51.388		14:39:14.033
7	51.512	+0.124	14:40:05.545
8	51.617	+0.229	14:40:57.162
9	53.592	+2.204	14:41:50.754

(281) Julian Wagner

1	52.632	+1.233	14:33:26.281
2	51.883	+0.484	14:34:18.164
3	51.619	+0.220	14:35:09.783
4	51.496	+0.097	14:36:01.279
5	52.203	+0.804	14:36:53.482
6	52.099	+0.700	14:37:45.581
7	52.256	+0.857	14:38:37.837
8	51.618	+0.219	14:39:29.455
9	51.399		14:40:20.854
10	54.197	+2.798	14:41:15.051
11	51.541	+0.142	14:42:06.592
12	55.248	+3.849	14:43:01.840

(315) Christian Hillenbrand

1	52.788	+1.241	14:31:50.017
2	52.180	+0.633	14:32:42.197
3	51.967	+0.420	14:33:34.164
4	51.982	+0.435	14:34:26.146
5	51.743	+0.196	14:35:17.889
6	51.547		14:36:09.436
7	51.622	+0.075	14:37:01.058
8	51.714	+0.167	14:37:52.772
9	51.675	+0.128	14:38:44.447
10	51.730	+0.183	14:39:36.177
11	52.268	+0.721	14:40:28.445
12	53.847	+2.300	14:41:22.292

(297) Stanislav Burmistrov

1	52.517	+0.932	14:34:01.865
2	51.764	+0.179	14:34:53.629
3	52.098	+0.513	14:35:45.727
4	51.622	+0.037	14:36:37.349
5	51.585		14:37:28.934
6	52.921	+1.336	14:38:21.855
7	51.729	+0.144	14:39:13.584
8	51.726	+0.141	14:40:05.310
9	52.306	+0.721	14:40:57.616
10	51.722	+0.137	14:41:49.338
11	55.477	+3.892	14:42:44.815

(232) Harry Drysdale

1	52.845	+1.242	14:31:56.741
2	52.418	+0.815	14:32:49.159
3	52.080	+0.477	14:33:41.239
4	52.007	+0.404	14:34:33.246
5	51.793	+0.190	14:35:25.039
6	51.603		14:36:16.642
7	51.906	+0.303	14:37:08.548
8	51.775	+0.172	14:38:00.323
9	51.838	+0.235	14:38:52.161
10	53.163	+1.560	14:39:45.324
11	51.886	+0.283	14:40:37.210
12	52.746	+1.143	14:41:29.956

(225) Alex Engblom

1	52.513	+0.864	14:33:54.342
2	52.026	+0.377	14:34:46.368
3	51.661	+0.012	14:35:38.029
4	51.649		14:36:29.678

Lap	Lap Tm	Diff	Time of Day
5	51.701	+0.052	14:37:21.379
6	52.087	+0.438	14:38:13.466
7	58.690	+7.041	14:39:12.156
8	57.804	+6.155	14:40:09.960
9	54.796	+3.147	14:41:04.756

(228) Sandor Jakab

1	52.641	+0.986	14:32:07.231
2	51.998	+0.343	14:32:59.229
3	51.918	+0.263	14:33:51.147
4	51.655		14:34:42.802
5	51.673	+0.018	14:35:34.475
6	51.890	+0.235	14:36:26.365
7	51.772	+0.117	14:37:18.137
8	51.821	+0.166	14:38:09.958
9	51.672	+0.017	14:39:01.630
10	51.918	+0.263	14:39:53.548
11	51.985	+0.330	14:40:45.533
12	59.493	+7.838	14:41:45.026

(313) Erik Stillman

1	52.736	+0.973	14:31:55.651
2	52.273	+0.510	14:32:47.924
3	52.060	+0.297	14:33:39.984
4	51.968	+0.205	14:34:31.952
5	51.952	+0.189	14:35:23.904
6	52.157	+0.394	14:36:16.061
7	52.248	+0.485	14:37:08.309
8	52.352	+0.589	14:38:00.661
9	51.763		14:38:52.424
10	52.443	+0.680	14:39:44.867
11	52.213	+0.450	14:40:37.080
12	52.752	+0.989	14:41:29.832
13	55.483	+3.720	14:42:25.315

(282) Aleksander Bosak

1	53.570	+1.804	14:34:04.098
2	52.605	+0.839	14:34:56.703
3	52.128	+0.362	14:35:48.831
4	51.766		14:36:40.597
5	52.194	+0.428	14:37:32.791
6	51.982	+0.216	14:38:24.773
7	52.213	+0.447	14:39:16.986
8	52.237	+0.471	14:40:09.223
9	54.023	+2.257	14:41:03.246
10	54.298	+2.532	14:41:57.544
11	52.648	+0.882	14:42:50.192
12	57.155	+5.389	14:43:47.347

(227) Evangelos Gavalas

1	52.832	+1.025	14:33:55.279
2	52.131	+0.324	14:34:47.410
3	52.013	+0.206	14:35:39.423
4	52.320	+0.513	14:36:31.743
5	52.162	+0.355	14:37:23.905
6	52.202	+0.395	14:38:16.107
7	51.807		14:39:07.914
8	52.002	+0.195	14:39:59.916
9	52.540	+0.733	14:40:52.456
10	52.742	+0.935	14:41:45.198
11	54.499	+2.692	14:42:39.697

(286) Julian Kleinwort

1	53.776	+1.598	14:32:06.487
2	53.020	+0.842	14:32:59.507
3	52.289	+0.111	14:33:51.796

Timekeeping Ingrid and Meik Wagner:

Clerk of the course Nigel Edwards:

www.mylaps.com

Steward (Chairman) Olivier Steveny:

Chief Scrutineer Paul Klaassen:

Licensed to: Motorsport Events



ROTAX Euro Challenge Wackersdorf/Germany

Rotax Seniors

Wackersdorf 1,275 Km

Qualifying Practice group S1

2011-05-27 14:30

Qualifying (15:00 Time) started at 14:30:01

Lap	Lap Tm	Diff	Time of Day
4	52.397	+0.219	14:34:44.193
5	52.308	+0.130	14:35:36.501
6	52.494	+0.316	14:36:28.995
7	52.178		14:37:21.173
8	52.548	+0.370	14:38:13.721
9	52.313	+0.135	14:39:06.034
10	52.537	+0.359	14:39:58.571
11	57.549	+5.371	14:40:56.120
12	53.737	+1.559	14:41:49.857

(230) David Agerstig

1	53.170	+0.896	14:32:20.075
2	54.377	+2.103	14:33:14.452
3	52.332	+0.058	14:34:06.784
4	52.912	+0.638	14:34:59.696
5	52.533	+0.259	14:35:52.229
6	52.274		14:36:44.503
7	52.325	+0.051	14:37:36.828
8	1:05.176	+12.902	14:38:42.004
9	52.653	+0.379	14:39:34.657
10	52.735	+0.461	14:40:27.392
11	53.639	+1.365	14:41:21.031
12	52.875	+0.601	14:42:13.906
13	56.319	+4.045	14:43:10.225

(270) Frederik Hove Sorensen

1	55.930	+3.372	14:34:17.283
2	53.724	+1.166	14:35:11.007
3	52.558		14:36:03.565
4	53.466	+0.908	14:36:57.031
5	52.925	+0.367	14:37:49.956
6	53.025	+0.467	14:38:42.981
7	52.859	+0.301	14:39:35.840
8	53.663	+1.105	14:40:29.503
9	53.017	+0.459	14:41:22.520
10	53.431	+0.873	14:42:15.951
11	1:00.374	+7.816	14:43:16.325

Lap	Lap Tm	Diff	Time of Day
-----	--------	------	-------------

Lap	Lap Tm	Diff	Time of Day
-----	--------	------	-------------



ROTAX Euro Challenge Wackersdorf/Germany

Rotax Seniors

Wackersdorf 1,275 Km

Qualifying Practice group S2

2011-05-27 15:00

Qualifying (15:00 Time) started at 15:00:02

Pos	No.	Name	Nat.	Chassis	Race Team	Laps	Best Tm	Diff	Gap In Lap	km/h
1	239	Jiri Forman	CZE	MS Kart	MS Kart Racing Team	12	50.863		9	90,242
2	209	Ferenc Kancsar	AUT	Intrepid	Intrepid Force Rotax	12	50.938	0.075	0.075	8 90,110
3	254	Kasper H Jensen	DEN	Kosmic	PB Kart Race	14	50.960	0.097	0.022	9 90,071
4	292	Jose Pedro Faria	POR	Intrepid	OZ Racing Team	16	51.083	0.220	0.123	13 89,854
5	300	Stefan Locsmandi	AUT	Kosmic	Paul Carr Racing	15	51.093	0.230	0.010	9 89,836
6	305	Shaun Slavin	GBR	Alonso	Dan Holland Racing	16	51.098	0.235	0.005	9 89,827
7	314	Jack Hawksworth	GBR	Gillard	Protrain Racing	10	51.120	0.257	0.022	5 89,789
8	293	Roy Curfs	BEL	Tonykart	Hugo Motorsport	15	51.146	0.283	0.026	9 89,743
9	304	Charlie Eastwood	GBR	Kosmic	Paul Carr Racing	14	51.203	0.340	0.057	8 89,643
10	214	Barrie Pullinger	GBR	Tonykart	Strawberry Racing	15	51.233	0.370	0.030	7 89,591
11	287	Kevin Kemmling	GER	M-Tec	Kartschmie.de	11	51.270	0.407	0.037	6 89,526
12	289	Thomas Benisri	FRA	Tonykart		11	51.298	0.435	0.028	6 89,477
13	236	Ludvig Morin	SWE	Kosmic	Sodakart SE	13	51.306	0.443	0.008	9 89,463
14	213	Steven Hees	GER	CRG	CRG Holland	12	51.333	0.470	0.027	7 89,416
15	319	Martin Andersen	DEN	Kosmic	PB Kart Race	15	51.364	0.501	0.031	8 89,362
16	238	Katerina Zurkova	CZE	MS Kart	MS Kart Racing Team	13	51.393	0.530	0.029	12 89,312
17	237	Bas de Laat	NED	Gillard	VZ Racing	15	51.402	0.539	0.009	14 89,296
18	307	Maximilian Gunkel	GER	Intrepid	VPD Team Germany	7	51.453	0.590	0.051	3 89,208
19	205	James Greenway	GBR	Gillard	Protrain Racing	11	51.486	0.623	0.033	5 89,150
20	264	Jenny Wurster	AUT	Intrepid	WM Kart	15	51.516	0.653	0.030	11 89,099
21	244	Christian Sorensen	DEN	First Kart	First Kart s.r.l	15	51.531	0.668	0.015	7 89,073
22	247	Ramon Rietveld	NED	Gillard	VZ Racing	16	51.549	0.686	0.018	10 89,041
23	241	Michael Cool	BEL	Tonykart	Bouvin Power	8	51.568	0.705	0.019	5 89,009
24	321	Danny Siemensma	NED	Tonykart	Hugo Motorsport	12	51.694	0.831	0.126	7 88,792
25	269	Stephane Kox	NED	Tonykart	Team Kombikart	14	51.701	0.838	0.007	12 88,780
26	235	Jonas Fors	SWE	Tonykart	Sodakart SE	13	51.706	0.843	0.005	7 88,771
27	308	Nicki Petersen	DEN	Kosmic	PB Kart Race	15	51.709	0.846	0.003	11 88,766
28	221	Vladislav Kurakin	RUS	MS Kart	MS Kart Racing Team	16	51.754	0.891	0.045	13 88,689
29	311	Stephen Tyldsley	GBR	Gillard	Armored UK	15	51.801	0.938	0.047	11 88,608
30	217	Benjamin Karlog	DEN	FA Kart	Team Karlog	15	51.877	1.014	0.076	5 88,479
31	273	Glen Van Droogenbroeck	BEL	Kosmic	Inkartad	7	53.532	2.669	1.655	3 85,743
32	216	Niki Laa	AUT	Birel	Kalman Motorsport	4	55.693	4.830	2.161	3 82,416

Not classified

DNS	288	Ivana Pavelkova	CZE	Intrepid	Probolus Kart Racing				0	-
DNS	294	Jacob Kallestrup	DEN	Bremer Kart	RBR Kart Team				0	-

Announcements

These results are provisional until the conclusion of any judicial and technical matters



ROTAX Euro Challenge Wackersdorf/Germany

Rotax Seniors

Wackersdorf 1,275 Km

Qualifying Practice group S2

2011-05-27 15:00

Qualifying (15:00 Time) started at 15:00:01

Lap	Lap Tm	Diff	Time of Day
(239) Jiri Forman			
1	59.738	+8.875	15:02:47.935
2	54.036	+3.173	15:03:41.971
3	52.399	+1.536	15:04:34.370
4	52.284	+1.421	15:05:26.654
5	51.624	+0.761	15:06:18.278
6	51.436	+0.573	15:07:09.714
7	51.435	+0.572	15:08:01.149
8	51.176	+0.313	15:08:52.325
9	50.863		15:09:43.188
10	53.282	+2.419	15:10:36.470
11	51.172	+0.309	15:11:27.642
12	59.188	+8.325	15:12:26.830

Lap	Lap Tm	Diff	Time of Day
(209) Ferenc Kancsar			
1	53.826	+2.888	15:03:49.170
2	52.060	+1.122	15:04:41.230
3	51.363	+0.425	15:05:32.593
4	53.693	+2.755	15:06:26.286
5	51.127	+0.189	15:07:17.413
6	51.411	+0.473	15:08:08.824
7	50.971	+0.033	15:08:59.795
8	50.938		15:09:50.733
9	51.411	+0.473	15:10:42.144
10	51.169	+0.231	15:11:33.313
11	51.035	+0.097	15:12:24.348
12	53.257	+2.319	15:13:17.605

Lap	Lap Tm	Diff	Time of Day
(254) Kasper H Jensen			
1	1:07.155	+16.195	15:02:27.700
2	55.181	+4.221	15:03:22.881
3	52.940	+1.980	15:04:15.821
4	51.801	+0.841	15:05:07.622
5	51.362	+0.402	15:05:58.984
6	51.255	+0.295	15:06:50.239
7	51.173	+0.213	15:07:41.412
8	51.075	+0.115	15:08:32.487
9	50.960		15:09:23.447
10	51.092	+0.132	15:10:14.539
11	51.069	+0.109	15:11:05.608
12	51.225	+0.265	15:11:56.833
13	51.268	+0.308	15:12:48.101
14	57.334	+6.374	15:13:45.435

Lap	Lap Tm	Diff	Time of Day
(292) Jose Pedro Faria			
1	1:04.239	+13.156	15:02:29.640
2	55.486	+4.403	15:03:25.126
3	52.663	+1.580	15:04:17.789
4	51.699	+0.616	15:05:09.488
5	51.694	+0.611	15:06:01.182
6	51.355	+0.272	15:06:52.537
7	51.338	+0.255	15:07:43.875
8	51.993	+0.910	15:08:35.868
9	51.284	+0.201	15:09:27.152
10	51.171	+0.088	15:10:18.323
11	54.968	+3.885	15:11:13.291
12	51.156	+0.073	15:12:04.447
13	51.083		15:12:55.530
14	51.286	+0.203	15:13:46.816
15	51.368	+0.285	15:14:38.184
16	52.838	+1.755	15:15:31.022

Lap	Lap Tm	Diff	Time of Day
(300) Stefan Locsmandi			
1	1:05.766	+14.673	15:02:32.483
2	55.486	+4.393	15:03:27.969

Lap	Lap Tm	Diff	Time of Day
3	52.460	+1.367	15:04:20.429
4	52.898	+1.805	15:05:13.327
5	51.560	+0.467	15:06:04.887
6	51.345	+0.252	15:06:56.232
7	51.379	+0.286	15:07:47.611
8	51.244	+0.151	15:08:38.855
9	51.093		15:09:29.948
10	51.264	+0.171	15:10:21.212
11	51.706	+0.613	15:11:12.918
12	51.110	+0.017	15:12:04.028
13	51.175	+0.082	15:12:55.203
14	51.178	+0.085	15:13:46.381
15	52.671	+1.578	15:14:39.052

Lap	Lap Tm	Diff	Time of Day
(305) Shaun Slavin			
1	1:02.168	+11.070	15:02:35.296
2	54.150	+3.052	15:03:29.446
3	51.937	+0.839	15:04:21.383
4	51.747	+0.649	15:05:13.130
5	51.340	+0.242	15:06:04.470
6	51.168	+0.070	15:06:55.638
7	51.228	+0.130	15:07:46.866
8	51.291	+0.193	15:08:38.157
9	51.098		15:09:29.255
10	53.800	+2.702	15:10:23.055
11	51.111	+0.013	15:11:14.166
12	51.223	+0.125	15:12:05.389
13	51.199	+0.101	15:12:56.588
14	51.297	+0.199	15:13:47.885
15	51.461	+0.363	15:14:39.346
16	52.357	+1.259	15:15:31.703

Lap	Lap Tm	Diff	Time of Day
(314) Jack Hawksworth			
1	51.794	+0.674	15:06:23.060
2	51.228	+0.108	15:07:14.288
3	51.290	+0.170	15:08:05.578
4	51.259	+0.139	15:08:56.837
5	51.120		15:09:47.957
6	51.195	+0.075	15:10:39.152
7	51.376	+0.256	15:11:30.528
8	51.339	+0.219	15:12:21.867
9	51.247	+0.127	15:13:13.114
10	52.375	+1.255	15:14:05.489

Lap	Lap Tm	Diff	Time of Day
(293) Roy Curfs			
1	56.841	+5.695	15:03:00.419
2	52.975	+1.829	15:03:53.394
3	52.393	+1.247	15:04:45.787
4	52.258	+1.112	15:05:38.045
5	51.536	+0.390	15:06:29.581
6	51.430	+0.284	15:07:21.011
7	51.313	+0.167	15:08:12.324
8	51.353	+0.207	15:09:03.677
9	51.146		15:09:54.823
10	51.360	+0.214	15:10:46.183
11	51.650	+0.504	15:11:37.833
12	51.366	+0.220	15:12:29.199
13	51.640	+0.494	15:13:20.839
14	51.200	+0.054	15:14:12.039
15	51.393	+0.247	15:15:03.432

Lap	Lap Tm	Diff	Time of Day
(304) Charlie Eastwood			
1	1:03.832	+12.629	15:02:32.907
2	55.698	+4.495	15:03:28.605
3	52.286	+1.083	15:04:20.891
4	51.955	+0.752	15:05:12.846

Lap	Lap Tm	Diff	Time of Day
5	51.813	+0.610	15:06:04.659
6	51.279	+0.076	15:06:55.938
7	51.573	+0.370	15:07:47.511
8	51.203		15:08:38.714
9	51.774	+0.571	15:09:30.488
10	51.570	+0.367	15:10:22.058
11	51.620	+0.417	15:11:13.678
12	51.425	+0.222	15:12:05.103
13	51.920	+0.717	15:12:57.023
14	53.104	+1.901	15:13:50.127

Lap	Lap Tm	Diff	Time of Day
(214) Barrie Pullinger			
1	1:00.570	+9.337	15:02:49.331
2	53.752	+2.519	15:03:43.083
3	52.478	+1.245	15:04:35.561
4	52.263	+1.030	15:05:27.824
5	51.825	+0.592	15:06:19.649
6	51.581	+0.348	15:07:11.230
7	51.233		15:08:02.463
8	51.572	+0.339	15:08:54.035
9	51.471	+0.238	15:09:45.506
10	51.868	+0.635	15:10:37.374
11	52.497	+1.264	15:11:29.871
12	51.762	+0.529	15:12:21.633
13	51.908	+0.675	15:13:13.541
14	52.235	+1.002	15:14:05.776
15	54.247	+3.014	15:15:00.023

Lap	Lap Tm	Diff	Time of Day
(287) Kevin Kemmling			
1	54.013	+2.743	15:04:01.921
2	52.416	+1.146	15:04:54.337
3	51.937	+0.667	15:05:46.274
4	51.656	+0.386	15:06:37.930
5	51.423	+0.153	15:07:29.353
6	51.270		15:08:20.623
7	51.511	+0.241	15:09:12.134
8	52.031	+0.761	15:10:04.165
9	51.600	+0.330	15:10:55.765
10	51.401	+0.131	15:11:47.166
11	52.558	+1.288	15:12:39.724

Lap	Lap Tm	Diff	Time of Day
(289) Thomas Benisri			
1	56.067	+4.769	15:03:25.422
2	52.729	+1.431	15:04:18.151
3	51.888	+0.590	15:05:10.039
4	51.665	+0.367	15:06:01.704
5	51.544	+0.246	15:06:53.248
6	51.298		15:07:44.546
7	51.775	+0.477	15:08:36.321
8	52.108	+0.810	15:09:28.429
9	53.345	+2.047	15:10:21.774
10	52.039	+0.741	15:11:13.813
11	54.806	+3.508	15:12:08.619

Lap	Lap Tm	Diff	Time of Day
(236) Ludvig Morin			
1	1:04.012	+12.706	15:02:33.311
2	55.948	+4.642	15:03:29.259
3	52.663	+1.357	15:04:21.922
4	52.285	+0.979	15:05:14.207
5	51.652	+0.346	15:06:05.859
6	51.384	+0.078	15:06:57.243
7	55.045	+3.739	15:07:52.288
8	1:00.365	+9.059	15:08:52.653
9	51.306		15:09:43.959
10	51.330	+0.024	15:10:35.289
11	51.683	+0.377	15:11:26.972

Timekeeping Ingrid and Meik Wagner:

Clerk of the course Nigel Edwards:

www.mylaps.com

Steward (Chairman) Olivier Stevny:

Chief Scrutineer Paul Klaassen:

Licensed to: Motorsport Events



ROTAX Euro Challenge Wackersdorf/Germany

Rotax Seniors

Wackersdorf 1,275 Km

Qualifying Practice group S2

2011-05-27 15:00

Qualifying (15:00 Time) started at 15:00:01

Lap	Lap Tm	Diff	Time of Day
12	52.604	+1.298	15:12:19.576
13	52.996	+1.690	15:13:12.572

(213) Steven Hees

Lap	Lap Tm	Diff	Time of Day
1	59.630	+8.297	15:02:52.177
2	53.059	+1.726	15:03:45.236
3	52.021	+0.688	15:04:37.257
4	52.797	+1.464	15:05:30.054
5	51.661	+0.328	15:06:21.715
6	51.537	+0.204	15:07:13.252
7	51.333		15:08:04.585
8	51.371	+0.038	15:08:55.956
9	51.371	+0.038	15:09:47.327
10	51.518	+0.185	15:10:38.845
11	51.342	+0.009	15:11:30.187
12	52.564	+1.231	15:12:22.751

(319) Martin Andersen

Lap	Lap Tm	Diff	Time of Day
1	1:05.144	+13.780	15:02:32.368
2	55.116	+3.752	15:03:27.484
3	52.463	+1.099	15:04:19.947
4	51.845	+0.481	15:05:11.792
5	51.836	+0.472	15:06:03.628
6	51.728	+0.364	15:06:55.356
7	52.560	+1.196	15:07:47.916
8	51.364		15:08:39.280
9	51.499	+0.135	15:09:30.779
10	51.570	+0.206	15:10:22.349
11	52.475	+1.111	15:11:14.824
12	51.700	+0.336	15:12:06.524
13	51.702	+0.338	15:12:58.226
14	51.565	+0.201	15:13:49.791
15	53.352	+1.988	15:14:43.143

(238) Katerina Zurkova

Lap	Lap Tm	Diff	Time of Day
1	1:02.992	+11.599	15:02:57.624
2	54.999	+3.606	15:03:52.623
3	52.993	+1.600	15:04:45.616
4	52.619	+1.226	15:05:38.235
5	52.027	+0.634	15:06:30.262
6	51.478	+0.085	15:07:21.740
7	51.589	+0.196	15:08:13.329
8	51.602	+0.209	15:09:04.931
9	51.699	+0.306	15:09:56.630
10	51.543	+0.150	15:10:48.173
11	51.469	+0.076	15:11:39.642
12	51.393		15:12:31.035
13	53.881	+2.488	15:13:24.916

(237) Bas de Laet

Lap	Lap Tm	Diff	Time of Day
1	1:05.305	+13.903	15:02:26.935
2	55.743	+4.341	15:03:22.678
3	54.385	+2.983	15:04:17.063
4	52.187	+0.785	15:05:09.250
5	52.178	+0.776	15:06:01.428
6	51.534	+0.132	15:06:52.962
7	51.420	+0.018	15:07:44.382
8	51.749	+0.347	15:08:36.131
9	51.454	+0.052	15:09:27.585
10	51.435	+0.033	15:10:19.020
11	51.836	+0.434	15:11:10.856
12	51.555	+0.153	15:12:02.411
13	54.466	+3.064	15:12:56.877
14	51.402		15:13:48.279
15	52.515	+1.113	15:14:40.794

(307) Maximilian Gunkel

Lap	Lap Tm	Diff	Time of Day
1	52.253	+0.800	15:07:59.634
2	51.816	+0.363	15:08:51.450
3	51.453		15:09:42.903
4	52.316	+0.863	15:10:35.219
5	51.951	+0.498	15:11:27.170
6	52.080	+0.627	15:12:19.250
7	1:11.325	+19.872	15:13:30.575

(205) James Greenway

Lap	Lap Tm	Diff	Time of Day
1	52.380	+0.894	15:06:24.557
2	51.788	+0.302	15:07:16.345
3	51.767	+0.281	15:08:08.112
4	52.034	+0.548	15:09:00.146
5	51.486		15:09:51.632
6	51.656	+0.170	15:10:43.288
7	51.579	+0.093	15:11:34.867
8	51.594	+0.108	15:12:26.461
9	51.750	+0.264	15:13:18.211
10	52.741	+1.255	15:14:10.952
11	53.588	+2.102	15:15:04.540

(264) Jenny Wurster

Lap	Lap Tm	Diff	Time of Day
1	1:06.388	+14.872	15:02:37.161
2	59.238	+7.722	15:03:36.399
3	53.118	+1.602	15:04:29.517
4	52.442	+0.926	15:05:21.959
5	52.013	+0.497	15:06:13.972
6	52.601	+1.085	15:07:06.573
7	51.783	+0.267	15:07:58.356
8	51.848	+0.332	15:08:50.204
9	52.028	+0.512	15:09:42.232
10	57.357	+5.841	15:10:39.589
11	51.516		15:11:31.105
12	51.739	+0.223	15:12:22.844
13	51.575	+0.059	15:13:14.419
14	51.576	+0.060	15:14:05.995
15	54.771	+3.255	15:15:00.766

(244) Christian Sorensen

Lap	Lap Tm	Diff	Time of Day
1	1:02.948	+11.417	15:02:37.908
2	54.382	+2.851	15:03:32.290
3	52.921	+1.390	15:04:25.211
4	52.534	+1.003	15:05:17.745
5	52.431	+0.900	15:06:10.176
6	52.235	+0.704	15:07:02.411
7	51.531		15:07:53.942
8	51.842	+0.311	15:08:45.784
9	51.648	+0.117	15:09:37.432
10	51.820	+0.289	15:10:29.252
11	51.726	+0.195	15:11:20.978
12	51.871	+0.340	15:12:12.849
13	51.747	+0.216	15:13:04.596
14	51.684	+0.153	15:13:56.280
15	52.848	+1.317	15:14:49.128

(247) Ramon Rietveld

Lap	Lap Tm	Diff	Time of Day
1	1:05.149	+13.600	15:02:22.580
2	55.859	+4.310	15:03:18.439
3	53.258	+1.709	15:04:11.697
4	52.393	+0.844	15:05:04.090
5	52.117	+0.568	15:05:56.207
6	54.317	+2.768	15:06:50.524
7	51.722	+0.173	15:07:42.246
8	51.618	+0.069	15:08:33.864
9	51.669	+0.120	15:09:25.533

Lap	Lap Tm	Diff	Time of Day
10	51.549		15:10:17.082
11	51.794	+0.245	15:11:08.876
12	51.809	+0.260	15:12:00.685
13	55.274	+3.725	15:12:55.959
14	57.059	+5.510	15:13:53.018
15	51.735	+0.186	15:14:44.753
16	57.228	+5.679	15:15:41.981

(241) Michael Cool

Lap	Lap Tm	Diff	Time of Day
1	52.735	+1.167	15:08:02.046
2	51.794	+0.226	15:08:53.840
3	51.759	+0.191	15:09:45.599
4	51.694	+0.126	15:10:37.293
5	51.568		15:11:28.861
6	51.705	+0.137	15:12:20.566
7	51.690	+0.122	15:13:12.256
8	54.464	+2.896	15:14:06.720

(321) Danny Siemensma

Lap	Lap Tm	Diff	Time of Day
1	57.733	+6.039	15:03:01.766
2	53.285	+1.591	15:03:55.051
3	52.446	+0.752	15:04:47.497
4	52.120	+0.426	15:05:39.617
5	51.751	+0.057	15:06:31.368
6	51.739	+0.045	15:07:23.107
7	51.694		15:08:14.801
8	51.946	+0.252	15:09:06.747
9	51.956	+0.262	15:09:58.703
10	51.967	+0.273	15:10:50.670
11	51.936	+0.242	15:11:42.606
12	54.634	+2.940	15:12:37.240

(269) Stephane Kox

Lap	Lap Tm	Diff	Time of Day
1	59.335	+7.634	15:03:13.036
2	54.016	+2.315	15:04:07.052
3	52.933	+1.232	15:04:59.985
4	52.546	+0.845	15:05:52.531
5	52.267	+0.566	15:06:44.798
6	52.204	+0.503	15:07:37.002
7	51.909	+0.208	15:08:28.911
8	51.905	+0.204	15:09:20.816
9	51.887	+0.186	15:10:12.703
10	51.958	+0.257	15:11:04.661
11	52.383	+0.682	15:11:57.044
12	51.701		15:12:48.745
13	52.358	+0.657	15:13:41.103
14	54.242	+2.541	15:14:35.345

(235) Jonas Fors

Lap	Lap Tm	Diff	Time of Day
1	1:08.446	+16.740	15:02:33.015
2	58.937	+7.231	15:03:31.952
3	53.378	+1.672	15:04:25.330
4	52.600	+0.894	15:05:17.930
5	52.060	+0.354	15:06:09.990
6	51.965	+0.259	15:07:01.955
7	51.706		15:07:53.661
8	52.198	+0.492	15:08:45.859
9	52.800	+1.094	15:09:38.659
10	51.918	+0.212	15:10:30.577
11	52.006	+0.300	15:11:22.583
12	52.786	+1.080	15:12:15.369
13	52.936	+1.230	15:13:08.305

(308) Nicki Petersen

Lap	Lap Tm	Diff	Time of Day
1	1:00.019	+8.310	15:03:14.496
2	54.531	+2.822	15:04:09.027

Timekeeping Ingrid and Meik Wagner:

Clerk of the course Nigel Edwards:

www.mylaps.com

Steward (Chairman) Olivier Steveny:

Chief Scrutineer Paul Klaassen:

Licensed to: Motorsport Events



ROTAX Euro Challenge Wackersdorf/Germany

Rotax Seniors

Wackersdorf 1,275 Km

Qualifying Practice group S2

2011-05-27 15:00

Qualifying (15:00 Time) started at 15:00:01

Lap	Lap Tm	Diff	Time of Day
3	52.859	+1.150	15:05:01.886
4	52.945	+1.236	15:05:54.831
5	51.935	+0.226	15:06:46.766
6	52.461	+0.752	15:07:39.227
7	51.831	+0.122	15:08:31.058
8	51.766	+0.057	15:09:22.824
9	51.987	+0.278	15:10:14.811
10	51.857	+0.148	15:11:06.668
11	51.709		15:11:58.377
12	51.837	+0.128	15:12:50.214
13	51.851	+0.142	15:13:42.065
14	51.817	+0.108	15:14:33.882
15	53.545	+1.836	15:15:27.427

(221) Vladislav Kurakin

1	1:03.901	+12.147	15:02:36.330
2	55.380	+3.626	15:03:31.710
3	53.242	+1.488	15:04:24.952
4	53.479	+1.725	15:05:18.431
5	52.025	+0.271	15:06:10.456
6	52.393	+0.639	15:07:02.849
7	51.889	+0.135	15:07:54.738
8	51.809	+0.055	15:08:46.547
9	51.866	+0.112	15:09:38.413
10	51.931	+0.177	15:10:30.344
11	52.364	+0.610	15:11:22.708
12	51.908	+0.154	15:12:14.616
13	51.754		15:13:06.370
14	52.203	+0.449	15:13:58.573
15	52.277	+0.523	15:14:50.850
16	52.734	+0.980	15:15:43.584

(311) Stephen Tyldsley

1	58.540	+6.739	15:02:50.851
2	53.695	+1.894	15:03:44.546
3	52.482	+0.681	15:04:37.028
4	53.361	+1.560	15:05:30.389
5	51.867	+0.066	15:06:22.256
6	51.969	+0.168	15:07:14.225
7	52.212	+0.411	15:08:06.437
8	51.974	+0.173	15:08:58.411
9	51.820	+0.019	15:09:50.231
10	52.210	+0.409	15:10:42.441
11	51.801		15:11:34.242
12	51.998	+0.197	15:12:26.240
13	52.375	+0.574	15:13:18.615
14	51.957	+0.156	15:14:10.572
15	1:00.100	+8.299	15:15:10.672

(217) Benjamin Karlog

1	1:04.947	+13.070	15:02:49.223
2	54.535	+2.658	15:03:43.758
3	52.914	+1.037	15:04:36.672
4	54.223	+2.346	15:05:30.895
5	51.877		15:06:22.772
6	54.221	+2.344	15:07:16.993
7	52.190	+0.313	15:08:09.183
8	51.920	+0.043	15:09:01.103
9	52.235	+0.358	15:09:53.338
10	52.228	+0.351	15:10:45.566
11	52.660	+0.783	15:11:38.226
12	52.339	+0.462	15:12:30.565
13	53.595	+1.718	15:13:24.160
14	52.878	+1.001	15:14:17.038
15	52.672	+0.795	15:15:09.710

(273) Glen Van Droogenbroeck

1	1:04.003	+10.471	15:02:30.160
2	56.136	+2.604	15:03:26.296
3	53.532		15:04:19.828
4	54.932	+1.400	15:05:14.760
5	53.833	+0.301	15:06:08.593
6	54.688	+1.156	15:07:03.281
7	55.162	+1.630	15:07:58.443

(216) Niki Laa

1	57.684	+1.991	15:07:41.547
2	1:27.938	+32.245	15:09:09.485
3	55.693		15:10:05.178
4	56.503	+0.810	15:11:01.681

Lap	Lap Tm	Diff	Time of Day
-----	--------	------	-------------

Timekeeping Ingrid and Meik Wagner:

Clerk of the course Nigel Edwards:

Steward (Chairman) Olivier Steveny:

Chief Scrutineer Paul Klaassen:

www.mylaps.com



ROTAX Euro Challenge Wackersdorf/Germany

Rotax Seniors

Wackersdorf 1,275 Km

Total result Qualifying Group S1+S2

Pos	No.	Name	Nat.	Chassis	Race Team	Total Best Tm	Diff	GS1 Best Tm	GS2 Best Tm
1	202	Edward Brand	GBR	Tonykart	Strawberry Racing	50.779		50.779	
2	239	Jiri Forman	CZE	MS Kart	MS Kart Racing Team	50.863	0.084		50.863
3	209	Ferenc Kancsar	AUT	Intrepid	Intrepid Force Rotax	50.938	0.159		50.938
4	254	Kasper H Jensen	DEN	Kosmic	PB Kart Race	50.960	0.181		50.960
5	207	Berry Torenvliet	NED	Tonykart	Strawberry Racing	50.973	0.194	50.973	
6	255	Stefan Riener	AUT	Intrepid	Intrepid Force Rotax	51.064	0.285	51.064	
7	292	Jose Pedro Faria	POR	Intrepid	QZ Racing Team	51.083	0.304		51.083
8	300	Stefan Locsmandi	AUT	Kosmic	Paul Carr Racing	51.093	0.314		51.093
9	305	Shaun Slavin	GBR	Alonso	Dan Holland Racing	51.098	0.319		51.098
10	208	Antoine Barthon	FRA	FA Kart	Dan Holland Racing	51.108	0.329	51.108	
11	314	Jack Hawksworth	GBR	Gillard	Protrain Racing	51.120	0.341		51.120
12	249	Sean Babington	GBR	Alonso	Dan Holland Racing	51.131	0.352	51.131	
13	211	Ross Wylie	GBR	Alonso	Dan Holland Racing	51.138	0.359	51.138	
14	293	Roy Curfs	BEL	Tonykart	Hugo Motorsport	51.146	0.367		51.146
15	312	Ben Cooper	GBR	Birel	Kalman Motorsport	51.192	0.413	51.192	
16	304	Charlie Eastwood	GBR	Kosmic	Paul Carr Racing	51.203	0.424		51.203
17	215	Karol Dabski	POL	Intrepid	Uniq Racing	51.207	0.428	51.207	
18	214	Barrie Pullinger	GBR	Tonykart	Strawberry Racing	51.233	0.454		51.233
19	240	Sandro Lukovic	AUT	Birel	Kalman Motorsport	51.254	0.475	51.254	
20	287	Kevin Kemmling	GER	M-Tec	Kartschmie.de	51.270	0.491		51.270
21	299	John Norris	IRL	Mach 1	Mach 1 Motorsport	51.274	0.495	51.274	
22	265	Christopher Friedrich	GER	Tonykart	JLC Racing	51.284	0.505	51.284	
23	242	Jules Cousin	FRA	FA Kart	DSS Kart	51.298	0.519	51.298	
24	289	Thomas Benisri	FRA	Tonykart		51.298	0.519		51.298
25	236	Ludvig Morin	SWE	Kosmic	Sodakart SE	51.306	0.527		51.306
26	271	Nico Klasen	GER	Tonykart	Hugo Motorsport	51.326	0.547	51.326	
27	213	Steven Hees	GER	CRG	CRG Holland	51.333	0.554		51.333
28	284	Artur Janosz	POL	Intrepid	Uniq Racing	51.338	0.559	51.338	
29	226	Aavo Talvar	EST	Intrepid	Team TKP Intrepid	51.352	0.573	51.352	
30	218	Kelly Zondervan	NED	Tonykart	Strawberry Racing	51.356	0.577	51.356	
31	319	Martin Andersen	DEN	Kosmic	PB Kart Race	51.364	0.585		51.364
32	253	Niklas Dall Knudsen	DEN	Kosmic	PB Kart Race	51.370	0.591	51.370	
33	219	Andreas Backman	SWE	Tonykart	Strawberry Racing	51.371	0.592	51.371	
34	203	Mats Van Den Brand	NED	Intrepid	Intrepid Force Rotax	51.374	0.595	51.374	
35	222	Nicolai Nielsen	DEN	Tonykart	RS Competition	51.385	0.606	51.385	
36	204	Tom Fawcett	GBR	Birel	Kalman Motorsport	51.388	0.609	51.388	
37	238	Katerina Zurkova	CZE	MS Kart	MS Kart Racing Team	51.393	0.614		51.393
38	281	Julian Wagner	AUT	Praga	M Tec Racing	51.399	0.620	51.399	
39	237	Bas de Laat	NED	Gillard	VZ Racing	51.402	0.623		51.402
40	307	Maximilian Gunkel	GER	Intrepid	VPD Team Germany	51.453	0.674		51.453
41	205	James Greenway	GBR	Gillard	Protrain Racing	51.486	0.707		51.486
42	264	Jenny Wurster	AUT	Intrepid	WM Kart	51.516	0.737		51.516
43	244	Christian Sorensen	DEN	First Kart	First Kart s.r.l	51.531	0.752		51.531
44	315	Christian Hillenbrand	GER	Wildkart	Wildkart Racing Team	51.547	0.768	51.547	
45	247	Ramon Rietveld	NED	Gillard	VZ Racing	51.549	0.770		51.549

Announcements

These results are provisional until the conclusion of any judicial and technical matters
 No. 320 excluded from Qualifying / reason technical non conformity



ROTAX Euro Challenge Wackersdorf/Germany

Rotax Seniors

Wackersdorf 1,275 Km

Total result Qualifying Group S1+S2

Pos	No.	Name	Nat.	Chassis	Race Team	Total Best Tm	Diff	GS1 Best Tm	GS2 Best Tm
46	241	Michael Cool	BEL	Tonykart	Bouvin Power	51.568	0.789		51.568
47	297	Stanislav Burmistrov	RUS	PDB	DFK by Antwerp Karting	51.585	0.806	51.585	
48	232	Harry Drysdale	GBR	Tonykart	HD Racing	51.603	0.824	51.603	
49	225	Alex Engblom	SWE	Tonykart	Sodakart	51.649	0.870	51.649	
50	228	Sandor Jakab	SVK	Birel	Kalman Motorsport	51.655	0.876	51.655	
51	321	Danny Siemensma	NED	Tonykart	Hugo Motorsport	51.694	0.915		51.694
52	269	Stephane Kox	NED	Tonykart	Team Kombikart	51.701	0.922		51.701
53	235	Jonas Fors	SWE	Tonykart	Sodakart SE	51.706	0.927		51.706
54	308	Nicki Petersen	DEN	Kosmic	PB Kart Race	51.709	0.930		51.709
55	221	Vladislav Kurakin	RUS	MS Kart	MS Kart Racing Team	51.754	0.975		51.754
56	313	Erik Stillman	SWE	Sodi	Wallberg Motorsport	51.763	0.984	51.763	
57	282	Aleksander Bosak	POL	Alonso	Dan Holland Racing	51.766	0.987	51.766	
58	311	Stephen Tyldsley	GBR	Gillard	Armored UK	51.801	1.022		51.801
59	227	Evangelos Gavalas	GRE	Birel	Kalman Motorsport	51.807	1.028	51.807	
60	217	Benjamin Karlog	DEN	FA Kart	Team Karlog	51.877	1.098		51.877
61	286	Julian Kleinwort	GER	M-Tec	Kartschmie.de	52.178	1.399	52.178	
62	230	David Agerstig	SWE	Sodi	Nivo Karting	52.274	1.495	52.274	
63	270	Frederik Hove Sorensen	DEN	Bremer	Hove Racing	52.558	1.779	52.558	
64	273	Glen Van Droogenbroeck	BEL	Kosmic	Inkartad	53.532	2.753		53.532
65	216	Niki Laa	AUT	Birel	Kalman Motorsport	55.693	4.914		55.693
DQ	320	Tom Kuhn	GER	Intrepid	Kuhn Racing				
DNS	294	Jacob Kallestrup	DEN	Bremer Kart	RBR Kart Team				
DNS	318	Bastien Krapoth	GER	Zanardi	Matis Motorsport				
DNS	288	Ivana Pavelkova	CZE	Intrepid	Probolus Kart Racing				

Announcements

These results are provisional until the conclusion of any judicial and technical matters
 No. 320 excluded from Qualifying / reason technical non conformity

Heat organization
Rotax Max Euro Challenge 2011
Wackersdorf / Germany
Rotax Max Seniors Group A

Group	Pos	No.	Firstname	Lastname	Class	Overall BestTm
Group A	1	202	Edward	Brand	Senior	50.779
Group A	5	207	Berry	Torenvliet	Senior	50.973
Group A	9	305	Shaun	Slavin	Senior	51.098
Group A	13	211	Ross	Wylie	Senior	51.138
Group A	17	215	Karol	Dabski	Senior	51.207
Group A	21	299	John	Norris	Senior	51.274
Group A	25	236	Ludvig	Morin	Senior	51.306
Group A	29	226	Aavo	Talvar	Senior	51.352
Group A	33	219	Andreas	Backman	Senior	51.371
Group A	37	238	Katerina	Zurkova	Senior	51.393
Group A	41	205	James	Greenway	Senior	51.486
Group A	45	247	Ramon	Rietveld	Senior	51.549
Group A	49	225	Alex	Engblom	Senior	51.649
Group A	53	235	Jonas	Fors	Senior	51.706
Group A	57	282	Aleksander	Bosak	Senior	51.766
Group A	61	286	Julian	Kleinwort	Senior	52.178
Group A	65	216	Niki	Laa	Senior	55.693
Group A	69	288	Ivana	Pavelkova	Senior	0



Clerk of the course Nigel Edwards:

Stewards (Chairman) Olivier Steveny:

Scrutineer Paul Klaassen:

Timekeeping Ingrid and Meik Wagner:

Printed: 27-05-2011 16:34

Posted at: h

Heat organization
Rotax Max Euro Challenge 2011
Wackersdorf / Germany
Rotax Max Seniors Group B

Group	Pos	No.	Firstname	Lastname	Class	Overall BestTm
Group B	2	239	Jiri	Forman	Senior	50.863
Group B	6	255	Stefan	Riener	Senior	51.064
Group B	10	208	Antoine	Barthon	Senior	51.108
Group B	14	293	Roy	Curfs	Senior	51.146
Group B	18	214	Barrie	Pullinger	Senior	51.233
Group B	22	265	Christopher	Friedrich	Senior	51.284
Group B	26	271	Nico	Klasen	Senior	51.326
Group B	30	218	Kelly	Zondervan	Senior	51.356
Group B	34	203	Mats	Van Den Brand	Senior	51.374
Group B	38	281	Julian	Wagner	Senior	51.399
Group B	42	264	Jenny	Wurster	Senior	51.516
Group B	46	241	Michael	Cool	Senior	51.568
Group B	50	228	Sandor	Jakab	Senior	51.655
Group B	54	308	Nicki	Petersen	Senior	51.709
Group B	58	311	Stephen	Tyldsley	Senior	51.801
Group B	62	230	David	Agerstig	Senior	52.274
Group B	66	320	Tom	Kuhn	Senior	0



Clerk of the course Nigel Edwards:

Stewards (Chairman) Olivier Steveny:

Scrutineer Paul Klaassen:

Timekeeping Ingrid and Meik Wagner:

Printed: 27-05-2011 16:40

Posted at: h

Heat organization
Rotax Max Euro Challenge 2011
Wackersdorf / Germany
Rotax Max Seniors Group C

Group	Pos	No.	Firstname	Lastname	Class	Overall BestTm
Group C	3	209	Ferenc	Kancsar	Senior	50.938
Group C	7	292	Jose	Pedro Faria	Senior	51.083
Group C	11	314	Jack	Hawksworth	Senior	51.120
Group C	15	312	Ben	Cooper	Senior	51.192
Group C	19	240	Sandro	Lukovic	Senior	51.254
Group C	23	242	Jules	Cousin	Senior	51.298
Group C	27	213	Steven	Hees	Senior	51.333
Group C	31	319	Martin	Andersen	Senior	51.364
Group C	35	222	Nicolai	Nielsen	Senior	51.385
Group C	39	237	Bas	de Laat	Senior	51.402
Group C	43	244	Christian	Sorensen	Senior	51.531
Group C	47	297	Stanislav	Burmistrov	Senior	51.585
Group C	51	321	Danny	Siemensma	Senior	51.694
Group C	55	221	Vladislav	Kurakin	Senior	51.754
Group C	59	227	Evangelos	Gavalas	Senior	51.807
Group C	63	270	Frederik Hove	Sorensen	Senior	52.558
Group C	67	294	Jacob	Kallestrup	Senior	0



Clerk of the course Nigel Edwards:

Stewards (Chairman) Olivier Steveny:

Scrutineer Paul Klaassen:

Timekeeping Ingrid and Meik Wagner:

Printed: 27-05-2011 16:34

posted at: h

Heat organization
Rotax Max Euro Challenge 2011
Wackersdorf / Germany
Rotax Max Seniors Group D

Group	Pos	No.	Firstname	Lastname	Class	Overall BestTm
Group D	4	254	Kasper H	Jensen	Senior	50.960
Group D	8	300	Stefan	Locsmandi	Senior	51.093
Group D	12	249	Sean	Babington	Senior	51.131
Group D	16	304	Charlie	Eastwood	Senior	51.203
Group D	20	287	Kevin	Kemmling	Senior	51.270
Group D	24	289	Thomas	Benisri	Senior	51.298
Group D	28	284	Artur	Janosz	Senior	51.338
Group D	32	253	Niklas	Dall Knudsen	Senior	51.370
Group D	36	204	Tom	Fawcett	Senior	51.388
Group D	40	307	Maximilian	Gunkel	Senior	51.453
Group D	44	315	Christian	Hillenbrand	Senior	51.547
Group D	48	232	Harry	Drysdale	Senior	51.603
Group D	52	269	Stephane	Kox	Senior	51.701
Group D	56	313	Erik	Stillman	Senior	51.763
Group D	60	217	Benjamin	Karlog	Senior	51.877
Group D	64	273	Glen	Van Droogenbroec	Senior	53.532
Group D	68	318	Bastien	Krapoth	Senior	0



Clerk of the course Nigel Edwards:

Stewards (Chairman) Olivier Steveny:

Scrutineer Paul Klaassen:

Timekeeping Ingrid and Meik Wagner:

Printed: 27-05-2011 16:41

posted at: h

Rotax Max Euro Challenge 20
 Class: Rotax Max Seniors
 Date/Time: 28-05-2011 10:10

Track: Wackersdorf / Germany
 Heat: RACE 1 Qualifying Heat 1 A+B
 Laps: 11

Edition 1

Ivana Pavelkova	288	Group A	18	
	35			36
Niki Laa	216	Group A 55.693	17	Tom Kuhn
	33			320
Julian Kleinwort	286	Group A 52.178	16	David Agerstig
	31			230
Aleksander Bosak	282	Group A 51.766	15	Stephen Tyldsley
	29			311
Jonas Fors	235	Group A 51.706	14	Nicki Petersen
	27			308
Alex Engblom	225	Group A 51.649	13	Sandor Jakab
	25			228
Ramon Rietveld	247	Group A 51.549	12	Michael Cool
	23			241
James Greenway	205	Group A 51.486	11	Jenny Wurster
	21			264
Katerina Zurkova	238	Group A 51.393	10	Julian Wagner
	19			281
Andreas Backman	219	Group A 51.371	9	Mats Van Den Brand
	17			203
Aavo Talvar	226	Group A 51.352	8	Kelly Zondervan
	15			218
Ludvig Morin	236	Group A 51.306	7	Nico Klasen
	13			271
John Norris	299	Group A 51.274	6	Christopher Friedrich
	11			265
Karol Dabski	215	Group A 51.207	5	Barrie Pullinger
	9			214
Ross Wylie	211	Group A 51.138	4	Roy Curfs
	7			293
Shaun Slavin	305	Group A 51.098	3	Antoine Barthon
	5			208
Berry Torenvliet	207	Group A 50.973	2	Stefan Riemer
	3			255
Edward Brand	202	Group A 50.779	1	Jiri Forman
	1			239

Pole Position

Clerk of the course Nigel Edwards:
 Stewards (Chairman) Olivier Steveny:

Scrutineer Paul Klaassen:
 Timekeeping Ingrid/Meik Wagner:

Rotax Max Euro Challenge 20
 Class: Rotax Max Seniors
 Date/Time: 28-05-2011 10:30

Track: Wackersdorf / Germany
 Heat: RACE 2 Qualifying Heat 2 C+D
 Laps: 11

Edition 1

Jacob Kallestrup	294	Group C	17	Bastien Krapoth	318	Group D
	33				34	
Frederik Hove Sorensen	270	Group C 52.558	16	Glen Van Droogenbro	273	Group D 53.532
	31				32	
Evangelos Gavalas	227	Group C 51.807	15	Benjamin Karlog	217	Group D 51.877
	29				30	
Vladislav Kurakin	221	Group C 51.754	14	Erik Stillman	313	Group D 51.763
	27				28	
Danny Siemensma	321	Group C 51.694	13	Stephane Kox	269	Group D 51.701
	25				26	
Stanislav Burmistrov	297	Group C 51.585	12	Harry Drysdale	232	Group D 51.603
	23				24	
Christian Sorensen	244	Group C 51.531	11	Christian Hillenbrand	315	Group D 51.547
	21				22	
Bas de Laat	237	Group C 51.402	10	Maximilian Gunkel	307	Group D 51.453
	19				20	
Nicolai Nielsen	222	Group C 51.385	9	Tom Fawcett	204	Group D 51.388
	17				18	
Martin Andersen	319	Group C 51.364	8	Niklas Dall Knudsen	253	Group D 51.370
	15				16	
Steven Hees	213	Group C 51.333	7	Artur Janosz	284	Group D 51.338
	13				14	
Jules Cousin	242	Group C 51.298	6	Thomas Benisri	289	Group D 51.298
	11				12	
Sandro Lukovic	240	Group C 51.254	5	Kevin Kemmling	287	Group D 51.270
	9				10	
Ben Cooper	312	Group C 51.192	4	Charlie Eastwood	304	Group D 51.203
	7				8	
Jack Hawksworth	314	Group C 51.120	3	Sean Babington	249	Group D 51.131
	5				6	
Jose Pedro Faria	292	Group C 51.083	2	Stefan Locsmadi	300	Group D 51.093
	3				4	
Ferenc Kancsar	209	Group C 50.938	1	Kasper H Jensen	254	Group D 50.960
	1				2	

Pole Position

Clerk of the course Nigel Edwards:
 Stewards (Chairman) Olivier Steveny:

Scrutineer Paul Klaassen:
 Timekeeping Ingrid/Meik Wagner:

Rotax Max Euro Challenge 20
 Class: Rotax Max Seniors
 Date/Time: 28-05-2011 13:20

Track: Wackersdorf / Germany
 Heat: RACE 7 Qualifying Heat 3 A+C
 Laps: 11

Edition 1

Ivana Pavelkova **288** Group A
 35

18

Niki Laa **216** Group A
 33 55.693

17

Julian Kleinwort **286** Group A
 31 52.178

16

Aleksander Bosak **282** Group A
 29 51.766

15

Jonas Fors **235** Group A
 27 51.706

14

Alex Engblom **225** Group A
 25 51.649

13

Ramon Rietveld **247** Group A
 23 51.549

12

James Greenway **205** Group A
 21 51.486

11

Katerina Zurkova **238** Group A
 19 51.393

10

Andreas Backman **219** Group A
 17 51.371

9

Aavo Talvar **226** Group A
 15 51.352

8

Ludvig Morin **236** Group A
 13 51.306

7

John Norris **299** Group A
 11 51.274

6

Karol Dabski **215** Group A
 9 51.207

5

Ross Wylie **211** Group A
 7 51.138

4

Shaun Slavin **305** Group A
 5 51.098

3

Berry Torenvliet **207** Group A
 3 50.973

2

Edward Brand **202** Group A
 1 50.779

1

36

Jacob Kallestrup **294** Group C
 34

Frederik Hove Sorensen **270** Group C
 32 52.558

Evangelos Gavalas **227** Group C
 30 51.807

Vladislav Kurakin **221** Group C
 28 51.754

Danny Siemensma **321** Group C
 26 51.694

Stanislav Burmistrov **297** Group C
 24 51.585

Christian Sorensen **244** Group C
 22 51.531

Bas de Laat **237** Group C
 20 51.402

Nicolai Nielsen **222** Group C
 18 51.385

Martin Andersen **319** Group C
 16 51.364

Steven Hees **213** Group C
 14 51.333

Jules Cousin **242** Group C
 12 51.298

Sandro Lukovic **240** Group C
 10 51.254

Ben Cooper **312** Group C
 8 51.192

Jack Hawsworth **314** Group C
 6 51.120

Jose Pedro Faria **292** Group C
 4 51.083

Ferenc Kancsar **209** Group C
 2 50.938

Pole Position

Clerk of the course Nigel Edwards:
 Stewards (Chairman) Olivier Steveny:

Scrutineer Paul Klaassen:
 Timekeeping Ingrid/Meik Wagner:

Rotax Max Euro Challenge 20
 Class: Rotax Max Seniors
 Date/Time: 28-05-2011 13:40

Track: Wackersdorf / Germany
 Heat: RACE 8 Qualifying Heat 4 B+D
 Laps: 11

Edition 1

Tom Kuhn	320	Group B
	33	
David Agerstig	230	Group B 52.274
	31	
Stephen Tyldsley	311	Group B 51.801
	29	
Nicki Petersen	308	Group B 51.709
	27	
Sandor Jakab	228	Group B 51.655
	25	
Michael Cool	241	Group B 51.568
	23	
Jenny Wurster	264	Group B 51.516
	21	
Julian Wagner	281	Group B 51.399
	19	
Mats Van Den Brand	203	Group B 51.374
	17	
Kelly Zondervan	218	Group B 51.356
	15	
Nico Klasen	271	Group B 51.326
	13	
Christopher Friedrich	265	Group B 51.284
	11	
Barrie Pullinger	214	Group B 51.233
	9	
Roy Curfs	293	Group B 51.146
	7	
Antoine Barthon	208	Group B 51.108
	5	
Stefan Riener	255	Group B 51.064
	3	
Jiri Forman	239	Group B 50.863
	1	

17	Bastien Krapoth	318	Group D
		34	
16	Glen Van Droogenbro	273	Group D 53.532
		32	
15	Benjamin Karlog	217	Group D 51.877
		30	
14	Erik Stillman	313	Group D 51.763
		28	
13	Stephane Kox	269	Group D 51.701
		26	
12	Harry Drysdale	232	Group D 51.603
		24	
11	Christian Hillenbrand	315	Group D 51.547
		22	
10	Maximilian Gunkel	307	Group D 51.453
		20	
9	Tom Fawcett	204	Group D 51.388
		18	
8	Niklas Dall Knudsen	253	Group D 51.370
		16	
7	Artur Janosz	284	Group D 51.338
		14	
6	Thomas Benisri	289	Group D 51.298
		12	
5	Kevin Kemmling	287	Group D 51.270
		10	
4	Charlie Eastwood	304	Group D 51.203
		8	
3	Sean Babington	249	Group D 51.131
		6	
2	Stefan Locsmandi	300	Group D 51.093
		4	
1	Kasper H Jensen	254	Group D 50.960
		2	

Pole Position

Clerk of the course Nigel Edwards:
 Stewards (Chairman) Olivier Steveny:

Scrutineer Paul Klaassen:
 Timekeeping Ingrid/Meik Wagner:

Rotax Max Euro Challenge 20
 Class: Rotax Max Seniors
 Date/Time: 28-05-2011 15:50

Track: Wackersdorf / Germany
 Heat: RACE 13 Qualifying Heat 5 A+D
 Laps: 11

Edition 1

Ivana Pavelkova **288** Group A
 35

18

Niki Laa **216** Group A
 55.693
 33

17

Julian Kleinwort **286** Group A
 52.178
 31

16

Aleksander Bosak **282** Group A
 51.766
 29

15

Jonas Fors **235** Group A
 51.706
 27

14

Alex Engblom **225** Group A
 51.649
 25

13

Ramon Rietveld **247** Group A
 51.549
 23

12

James Greenway **205** Group A
 51.486
 21

11

Katerina Zurkova **238** Group A
 51.393
 19

10

Andreas Backman **219** Group A
 51.371
 17

9

Aavo Talvar **226** Group A
 51.352
 15

8

Ludvig Morin **236** Group A
 51.306
 13

7

John Norris **299** Group A
 51.274
 11

6

Karol Dabski **215** Group A
 51.207
 9

5

Ross Wylie **211** Group A
 51.138
 7

4

Shaun Slavin **305** Group A
 51.098
 5

3

Berry Torenvliet **207** Group A
 50.973
 3

2

Edward Brand **202** Group A
 50.779
 1

1

36

Bastien Krapoth **318** Group D
 34

Glen Van Droogenbro **273** Group D
 53.532
 32

Benjamin Karlog **217** Group D
 51.877
 30

Erik Stillman **313** Group D
 51.763
 28

Stephane Kox **269** Group D
 51.701
 26

Harry Drysdale **232** Group D
 51.603
 24

Christian Hillenbrand **315** Group D
 51.547
 22

Maximilian Gunkel **307** Group D
 51.453
 20

Tom Fawcett **204** Group D
 51.388
 18

Niklas Dall Knudsen **253** Group D
 51.370
 16

Artur Janosz **284** Group D
 51.338
 14

Thomas Benisri **289** Group D
 51.298
 12

Kevin Kemmling **287** Group D
 51.270
 10

Charlie Eastwood **304** Group D
 51.203
 8

Sean Babington **249** Group D
 51.131
 6

Stefan Locsmandi **300** Group D
 51.093
 4

Kasper H Jensen **254** Group D
 50.960
 2

Pole Position

Clerk of the course Nigel Edwards:
 Stewards (Chairman) Olivier Steveny:

Scrutineer Paul Klaassen:
 Timekeeping Ingrid/Meik Wagner:

Rotax Max Euro Challenge 20
 Class: Rotax Max Seniors
 Date/Time: 28-05-2011 16:10

Track: Wackersdorf / Germany
 Heat: RACE 14 Qualifying Heat 6 B+C
 Laps: 11

Edition 1

Tom Kuhn	320	Group B
	33	
David Agerstig	230	Group B 52.274
	31	
Stephen Tyldsley	311	Group B 51.801
	29	
Nicki Petersen	308	Group B 51.709
	27	
Sandor Jakab	228	Group B 51.655
	25	
Michael Cool	241	Group B 51.568
	23	
Jenny Wurster	264	Group B 51.516
	21	
Julian Wagner	281	Group B 51.399
	19	
Mats Van Den Brand	203	Group B 51.374
	17	
Kelly Zondervan	218	Group B 51.356
	15	
Nico Klasen	271	Group B 51.326
	13	
Christopher Friedrich	265	Group B 51.284
	11	
Barrie Pullinger	214	Group B 51.233
	9	
Roy Curfs	293	Group B 51.146
	7	
Antoine Barthon	208	Group B 51.108
	5	
Stefan Riener	255	Group B 51.064
	3	
Jiri Forman	239	Group B 50.863
	1	

Pole Position

17	Jacob Kallestrup	294	Group C
		34	
16	Frederik Hove Sorensen	270	Group C 52.558
		32	
15	Evangelos Gavalas	227	Group C 51.807
		30	
14	Vladislav Kurakin	221	Group C 51.754
		28	
13	Danny Siemensma	321	Group C 51.694
		26	
12	Stanislav Burmistrov	297	Group C 51.585
		24	
11	Christian Sorensen	244	Group C 51.531
		22	
10	Bas de Laat	237	Group C 51.402
		20	
9	Nicolai Nielsen	222	Group C 51.385
		18	
8	Martin Andersen	319	Group C 51.364
		16	
7	Steven Hees	213	Group C 51.333
		14	
6	Jules Cousin	242	Group C 51.298
		12	
5	Sandro Lukovic	240	Group C 51.254
		10	
4	Ben Cooper	312	Group C 51.192
		8	
3	Jack Hawsworth	314	Group C 51.120
		6	
2	Jose Pedro Faria	292	Group C 51.083
		4	
1	Ferenc Kancsar	209	Group C 50.938
		2	

Row

Clerk of the course Nigel Edwards:
 Stewards (Chairman) Olivier Steveny:

Scrutineer Paul Klaassen:
 Timekeeping Ingrid/Meik Wagner:



ROTAX Euro Challenge Wackersdorf/Germany

Rotax Seniors

Wackersdorf 1,275 Km

Warm up A+B

2011-05-28 09:00

Practice (5:00 Time) started at 9:00:01

Pos	No.	Name	Nat.	Chassis	Race Team	Laps	Best Tm	Diff	Gap In Lap	km/h
1	202	Edward Brand	GBR	Tonykart	Strawberry Racing	4	53.129			86,393
2	215	Karol Dabski	POL	Intrepid	Uniq Racing	5	53.143	0.014	0.014	86,371
3	255	Stefan Riener	AUT	Intrepid	Intrepid Force Rotax	4	53.237	0.108	0.094	86,218
4	293	Roy Curfs	BEL	Tonykart	Hugo Motorsport	5	53.524	0.395	0.287	85,756
5	218	Kelly Zondervan	NED	Tonykart	Strawberry Racing	5	53.544	0.415	0.020	85,724
6	236	Ludvig Morin	SWE	Kosmic	Sodakart SE	5	53.603	0.474	0.059	85,630
7	271	Nico Klasen	GER	Tonykart	Hugo Motorsport	4	53.633	0.504	0.030	85,582
8	203	Mats Van Den Brand	NED	Intrepid	Intrepid Force Rotax	4	53.636	0.507	0.003	85,577
9	211	Ross Wylie	GBR	Alonso	Dan Holland Racing	4	53.646	0.517	0.010	85,561
10	207	Berry Torenvliet	NED	Tonykart	Strawberry Racing	4	53.653	0.524	0.007	85,550
11	239	Jiri Forman	CZE	MS Kart	MS Kart Racing Team	4	53.809	0.680	0.156	85,302
12	216	Niki Laa	AUT	Birel	Kalman Motorsport	5	53.821	0.692	0.012	85,283
13	241	Michael Cool	BEL	Tonykart	Bouvin Power	4	53.891	0.762	0.070	85,172
14	265	Christopher Friedrich	GER	Tonykart	JLC Racing	5	53.894	0.765	0.003	85,167
15	281	Julian Wagner	AUT	Praga	M Tec Racing	5	53.942	0.813	0.048	85,091
16	235	Jonas Fors	SWE	Tonykart	Sodakart SE	4	54.175	1.046	0.233	84,725
17	305	Shaun Slavin	GBR	Alonso	Dan Holland Racing	4	54.244	1.115	0.069	84,618
18	219	Andreas Backman	SWE	Tonykart	Strawberry Racing	4	54.247	1.118	0.003	84,613
19	308	Nicki Petersen	DEN	Kosmic	PB Kart Race	4	54.306	1.177	0.059	84,521
20	225	Alex Engblom	SWE	Tonykart	Sodakart	4	54.323	1.194	0.017	84,495
21	208	Antoine Barthon	FRA	FA Kart	Dan Holland Racing	4	54.329	1.200	0.006	84,485
22	311	Stephen Tyldsley	GBR	Gillard	Armored UK	4	54.345	1.216	0.016	84,460
23	214	Barrie Pullinger	GBR	Tonykart	Strawberry Racing	4	54.583	1.454	0.238	84,092
24	320	Tom Kuhn	GER	Intrepid	Kuhn Racing	4	54.636	1.507	0.053	84,011
25	264	Jenny Wurster	AUT	Intrepid	WM Kart	4	54.652	1.523	0.016	83,986
26	228	Sandor Jakab	SVK	Birel	Kalman Motorsport	4	54.695	1.566	0.043	83,920
27	205	James Greenway	GBR	Gillard	Protrain Racing	4	54.826	1.697	0.131	83,719
28	247	Ramon Rietveld	NED	Gillard	VZ Racing	4	54.859	1.730	0.033	83,669
29	238	Katerina Zurkova	CZE	MS Kart	MS Kart Racing Team	4	54.889	1.760	0.030	83,623
30	226	Aavo Talvar	EST	Intrepid	Team TKP Intrepid	4	55.053	1.924	0.164	83,374
31	282	Aleksander Bosak	POL	Alonso	Dan Holland Racing	4	55.065	1.936	0.012	83,356
32	299	John Norris	IRL	Mach 1	Mach 1 Motorsport	4	55.191	2.062	0.126	83,166
33	286	Julian Kleinwort	GER	M-Tec	Kartschmie.de	4	55.227	2.098	0.036	83,112
34	230	David Agerstig	SWE	Sodi	Nivo Karting	4	55.463	2.334	0.236	82,758
35	288	Ivana Pavelkova	CZE	Intrepid	Probolus Kart Racing	4	55.687	2.558	0.224	82,425



ROTAX Euro Challenge Wackersdorf/Germany

Rotax Seniors

Wackersdorf 1,275 Km

Warm up A+B


2011-05-28 09:00

Practice (5:00 Time) started at 9:00:00

Lap	Lap Tm	Diff	Time of Day
(202) Edward Brand			
1	56.481	+3.352	9:02:30.972
2	54.170	+1.041	9:03:25.142
3	53.129		9:04:18.271
4	53.999	+0.870	9:05:12.270
(215) Karol Dabski			
1	56.251	+3.108	9:02:14.113
2	55.826	+2.683	9:03:09.939
3	53.780	+0.637	9:04:03.719
4	53.165	+0.022	9:04:56.884
5	53.143		9:05:50.027
(255) Stefan Riener			
1	56.126	+2.889	9:02:39.016
2	54.010	+0.773	9:03:33.026
3	53.755	+0.518	9:04:26.781
4	53.237		9:05:20.018
(293) Roy Curfs			
1	58.117	+4.593	9:02:12.409
2	55.433	+1.909	9:03:07.842
3	54.184	+0.660	9:04:02.026
4	53.639	+0.115	9:04:55.665
5	53.524		9:05:49.189
(218) Kelly Zondervan			
1	58.887	+5.343	9:02:13.399
2	55.304	+1.760	9:03:08.703
3	53.849	+0.305	9:04:02.552
4	53.726	+0.182	9:04:56.278
5	53.544		9:05:49.822
(236) Ludvig Morin			
1	58.641	+5.038	9:02:04.065
2	54.853	+1.250	9:02:58.918
3	53.979	+0.376	9:03:52.897
4	53.603		9:04:46.500
5	53.843	+0.240	9:05:40.343
(271) Nico Klasen			
1	56.495	+2.862	9:02:37.743
2	54.849	+1.216	9:03:32.592
3	54.580	+0.947	9:04:27.172
4	53.633		9:05:20.805
(203) Mats Van Den Brand			
1	55.782	+2.146	9:02:36.653
2	54.509	+0.873	9:03:31.162
3	53.978	+0.342	9:04:25.140
4	53.636		9:05:18.776
(211) Ross Wylie			
1	57.016	+3.370	9:02:17.176
2	56.148	+2.502	9:03:13.324
3	53.646		9:04:06.970
4	55.535	+1.889	9:05:02.505
(207) Berry Torenvliet			
1	56.457	+2.804	9:02:31.259
2	54.786	+1.133	9:03:26.045
3	53.653		9:04:19.698
4	54.155	+0.502	9:05:13.853
(239) Jiri Forman			

Lap	Lap Tm	Diff	Time of Day
1	56.299	+2.490	9:02:32.933
2	54.402	+0.593	9:03:27.335
3	54.392	+0.583	9:04:21.727
4	53.809		9:05:15.536
(216) Niki Laa			
1	57.947	+4.126	9:02:06.935
2	55.848	+2.027	9:03:02.783
3	55.117	+1.296	9:03:57.900
4	54.373	+0.552	9:04:52.273
5	53.821		9:05:46.094
(241) Michael Cool			
1	57.313	+3.422	9:02:31.175
2	55.582	+1.691	9:03:26.757
3	53.997	+0.106	9:04:20.754
4	53.891		9:05:14.645
(265) Christopher Friedrich			
1	56.512	+2.618	9:02:08.502
2	54.546	+0.652	9:03:03.048
3	53.894		9:03:56.942
4	57.383	+3.489	9:04:54.325
5	55.991	+2.097	9:05:50.316
(281) Julian Wagner			
1	59.251	+5.309	9:02:03.777
2	56.071	+2.129	9:02:59.848
3	55.194	+1.252	9:03:55.042
4	54.298	+0.356	9:04:49.340
5	53.942		9:05:43.282
(235) Jonas Fors			
1	56.485	+2.310	9:02:14.501
2	55.614	+1.439	9:03:10.115
3	54.175		9:04:04.290
4	1:11.611	+17.436	9:05:15.901
(305) Shaun Slavin			
1	55.949	+1.705	9:02:21.819
2	54.775	+0.531	9:03:16.594
3	54.244		9:04:10.838
4	59.301	+5.057	9:05:10.139
(219) Andreas Backman			
1	56.629	+2.382	9:02:31.927
2	57.512	+3.265	9:03:29.439
3	54.937	+0.690	9:04:24.376
4	54.247		9:05:18.623
(308) Nicki Petersen			
1	56.698	+2.392	9:02:26.312
2	55.772	+1.466	9:03:22.084
3	54.306		9:04:16.390
4	57.012	+2.706	9:05:13.402
(225) Alex Engblom			
1	58.612	+4.289	9:02:32.394
2	54.762	+0.439	9:03:27.156
3	54.323		9:04:21.479
4	54.497	+0.174	9:05:15.976
(208) Antoine Barthon			
1	56.781	+2.452	9:02:25.560
2	56.002	+1.673	9:03:21.562
3	54.329		9:04:15.891

Lap	Lap Tm	Diff	Time of Day
4	55.036	+0.707	9:05:10.927
(311) Stephen Tyldsley			
1	58.439	+4.094	9:02:33.540
2	56.250	+1.905	9:03:29.790
3	55.072	+0.727	9:04:24.862
4	54.345		9:05:19.207
(214) Barrie Pullinger			
1	58.535	+3.952	9:02:13.222
2	57.151	+2.568	9:03:10.373
3	54.583		9:04:04.956
4	58.135	+3.552	9:05:03.091
(320) Tom Kuhn			
1	1:04.536	+9.900	9:02:15.967
2	55.969	+1.333	9:03:11.936
3	54.636		9:04:06.572
4	1:10.416	+15.780	9:05:16.988
(264) Jenny Wurster			
1	57.652	+3.000	9:02:17.949
2	56.198	+1.546	9:03:14.147
3	54.652		9:04:08.799
4	54.826	+0.174	9:05:03.625
(228) Sandor Jakab			
1	58.241	+3.546	9:02:16.957
2	57.387	+2.692	9:03:14.344
3	55.229	+0.534	9:04:09.573
4	54.695		9:05:04.268
(205) James Greenway			
1	58.588	+3.762	9:02:17.070
2	57.624	+2.798	9:03:14.694
3	56.856	+2.030	9:04:11.550
4	54.826		9:05:06.376
(247) Ramon Rietveld			
1	56.445	+1.586	9:02:24.819
2	55.954	+1.095	9:03:20.773
3	55.379	+0.520	9:04:16.152
4	54.859		9:05:11.011
(238) Katerina Zurkova			
1	59.621	+4.732	9:02:39.137
2	56.189	+1.300	9:03:35.326
3	55.557	+0.668	9:04:30.883
4	54.889		9:05:25.772
(226) Aavo Talvar			
1	56.860	+1.807	9:02:24.302
2	55.865	+0.812	9:03:20.167
3	55.053		9:04:15.220
4	55.172	+0.119	9:05:10.392
(282) Aleksander Bosak			
1	59.950	+4.885	9:02:23.836
2	58.194	+3.129	9:03:22.030
3	55.065		9:04:17.095
4	55.751	+0.686	9:05:12.846
(299) John Norris			
1	1:00.120	+4.929	9:02:17.575
2	56.667	+1.476	9:03:14.242
3	55.191		9:04:09.433

Timekeeping Ingrid and Meik Wagner: 

Clerk of the course Nigel Edwards:

www.mylaps.com

Steward (Chairman) Olivier Steveny:

Chief Scrutineer Paul Klaassen:

Licensed to: Motorsport Events



ROTAX Euro Challenge Wackersdorf/Germany

Rotax Seniors

Wackersdorf 1,275 Km

Warm up A+B

2011-05-28 09:00

Practice (5:00 Time) started at 9:00:00

Lap	Lap Tm	Diff	Time of Day
4	56.183	+0.992	9:05:05.616

(286) Julian Kleinwort

1	57.251	+2.024	9:02:26.979
2	1:00.033	+4.806	9:03:27.012
3	1:06.026	+10.799	9:04:33.038
4	55.227		9:05:28.265

(230) David Agerstig

1	58.378	+2.915	9:02:11.756
2	59.595	+4.132	9:03:11.351
3	55.463		9:04:06.814
4	56.888	+1.425	9:05:03.702

(288) Ivana Pavelkova

1	59.697	+4.010	9:02:17.910
2	57.285	+1.598	9:03:15.195
3	55.881	+0.194	9:04:11.076
4	55.687		9:05:06.763

Lap	Lap Tm	Diff	Time of Day
-----	--------	------	-------------

Lap	Lap Tm	Diff	Time of Day
-----	--------	------	-------------



ROTAX Euro Challenge Wackersdorf/Germany

Rotax Seniors

Wackersdorf 1,275 Km

Warm up C+D

2011-05-28 09:10

Practice (5:00 Time) started at 9:10:01

Pos	No.	Name	Nat.	Chassis	Race Team	Laps	Best Tm	Diff	Gap In Lap	km/h
1	254	Kasper H Jensen	DEN	Kosmic	PB Kart Race	5	52.040			5 88,201
2	287	Kevin Kemmling	GER	M-Tec	Kartschmie.de	5	52.072	0.032	0.032	5 88,147
3	292	Jose Pedro Faria	POR	Intrepid	OZ Racing Team	5	52.092	0.052	0.020	5 88,113
4	244	Christian Sorensen	DEN	First Kart	First Kart s.r.l	5	52.166	0.126	0.074	5 87,988
5	242	Jules Cousin	FRA	FA Kart	DSS Kart	5	52.174	0.134	0.008	4 87,975
6	284	Artur Janosz	POL	Intrepid	Uniq Racing	5	52.184	0.144	0.010	5 87,958
7	300	Stefan Locsmandi	AUT	Kosmic	Paul Carr Racing	5	52.277	0.237	0.093	4 87,802
8	312	Ben Cooper	GBR	Birel	Kalman Motorsport	5	52.280	0.240	0.003	5 87,796
9	249	Sean Babington	GBR	Alonso	Dan Holland Racing	5	52.283	0.243	0.003	5 87,791
10	209	Ferenc Kancsar	AUT	Intrepid	Intrepid Force Rotax	5	52.299	0.259	0.016	5 87,765
11	273	Glen Van Droogenbroeck	BEL	Kosmic	Inkartad	5	52.312	0.272	0.013	5 87,743
12	213	Steven Hees	GER	CRG	CRG Holland	5	52.343	0.303	0.031	5 87,691
13	237	Bas de Laat	NED	Gillard	VZ Racing	5	52.378	0.338	0.035	3 87,632
14	240	Sandro Lukovic	AUT	Birel	Kalman Motorsport	5	52.390	0.350	0.012	5 87,612
15	304	Charlie Eastwood	GBR	Kosmic	Paul Carr Racing	5	52.432	0.392	0.042	3 87,542
16	314	Jack Hawksworth	GBR	Gillard	Protrain Racing	4	52.446	0.406	0.014	2 87,519
17	204	Tom Fawcett	GBR	Birel	Kalman Motorsport	5	52.482	0.442	0.036	5 87,459
18	319	Martin Andersen	DEN	Kosmic	PB Kart Race	5	52.557	0.517	0.075	5 87,334
19	253	Niklas Dall Knudsen	DEN	Kosmic	PB Kart Race	5	52.639	0.599	0.082	3 87,198
20	222	Nicolai Nielsen	DEN	Tonykart	RS Competition	5	52.663	0.623	0.024	3 87,158
21	297	Stanislav Burmistrov	RUS	PDB	DFK by Antwerp Karting	5	52.695	0.655	0.032	4 87,105
22	321	Danny Siemensma	NED	Tonykart	Hugo Motorsport	5	52.718	0.678	0.023	4 87,067
23	315	Christian Hillenbrand	GER	Wildkart	Wildkart Racing Team	5	52.737	0.697	0.019	4 87,036
24	307	Maximilian Gunkel	GER	Intrepid	VPD Team Germany	5	52.749	0.709	0.012	3 87,016
25	313	Erik Stillman	SWE	Sodi	Wallberg Motorsport	5	52.812	0.772	0.063	5 86,912
26	269	Stephane Kox	NED	Tonykart	Team Kombikart	5	52.885	0.845	0.073	5 86,792
27	289	Thomas Benisri	FRA	Tonykart		5	52.902	0.862	0.017	5 86,764
28	232	Harry Drysdale	GBR	Tonykart	HD Racing	5	52.926	0.886	0.024	2 86,725
29	221	Vladislav Kurakin	RUS	MS Kart	MS Kart Racing Team	5	52.956	0.916	0.030	5 86,676
30	318	Bastien Krapoth	GER	Zanardi	Matis Motorsport	5	52.993	0.953	0.037	5 86,615
31	270	Frederik Hove Sorensen	DEN	Bremer	Hove Racing	5	53.191	1.151	0.198	4 86,293
32	294	Jacob Kallestrup	DEN	Bremer Kart	RBR Kart Team	5	53.217	1.177	0.026	5 86,251
33	217	Benjamin Karlog	DEN	FA Kart	Team Karlog	5	53.374	1.334	0.157	2 85,997
34	227	Evangelos Gavalas	GRE	Birel	Kalman Motorsport	4	53.603	1.563	0.229	4 85,630



ROTAX Euro Challenge Wackersdorf/Germany

Rotax Seniors

Wackersdorf 1,275 Km

Warm up C+D

2011-05-28 09:10

Practice (5:00 Time) started at 9:10:00

Lap	Lap Tm	Diff	Time of Day
(254) Kasper H Jensen			
1	53.619	+1.579	9:11:53.098
2	52.868	+0.828	9:12:45.966
3	53.640	+1.600	9:13:39.606
4	52.341	+0.301	9:14:31.947
5	52.040		9:15:23.987
(287) Kevin Kemmling			
1	54.861	+2.789	9:12:08.203
2	53.434	+1.362	9:13:01.637
3	52.746	+0.674	9:13:54.383
4	52.582	+0.510	9:14:46.965
5	52.072		9:15:39.037
(292) Jose Pedro Faria			
1	53.758	+1.666	9:11:59.984
2	52.998	+0.906	9:12:52.982
3	52.755	+0.663	9:13:45.737
4	52.276	+0.184	9:14:38.013
5	52.092		9:15:30.105
(244) Christian Sorensen			
1	53.959	+1.793	9:12:04.400
2	52.926	+0.760	9:12:57.326
3	53.169	+1.003	9:13:50.495
4	52.348	+0.182	9:14:42.843
5	52.166		9:15:35.009
(242) Jules Cousin			
1	57.834	+5.660	9:11:57.443
2	52.847	+0.673	9:12:50.290
3	53.124	+0.950	9:13:43.414
4	52.174		9:14:35.588
5	52.466	+0.292	9:15:28.054
(284) Artur Janosz			
1	54.024	+1.840	9:12:11.845
2	53.191	+1.007	9:13:05.036
3	53.790	+1.606	9:13:58.826
4	53.608	+1.424	9:14:52.434
5	52.184		9:15:44.618
(300) Stefan Locsmandi			
1	53.752	+1.475	9:11:53.596
2	52.590	+0.313	9:12:46.186
3	52.621	+0.344	9:13:38.807
4	52.277		9:14:31.084
5	52.282	+0.005	9:15:23.366
(312) Ben Cooper			
1	1:03.146	+10.866	9:12:12.708
2	52.679	+0.399	9:13:05.387
3	52.435	+0.155	9:13:57.822
4	52.571	+0.291	9:14:50.393
5	52.280		9:15:42.673
(249) Sean Babington			
1	54.720	+2.437	9:12:09.271
2	53.025	+0.742	9:13:02.296
3	52.886	+0.603	9:13:55.182
4	56.625	+4.342	9:14:51.807
5	52.283		9:15:44.090
(209) Ferenc Kancsar			
1	53.926	+1.627	9:11:50.439

Lap	Lap Tm	Diff	Time of Day
2	53.059	+0.760	9:12:43.498
3	53.063	+0.764	9:13:36.561
4	52.855	+0.556	9:14:29.416
5	52.299		9:15:21.715
(273) Glen Van Droogenbroeck			
1	54.010	+1.698	9:12:03.286
2	53.241	+0.929	9:12:56.527
3	53.581	+1.269	9:13:50.108
4	53.029	+0.717	9:14:43.137
5	52.312		9:15:35.449
(213) Steven Hees			
1	53.805	+1.462	9:12:16.255
2	52.999	+0.656	9:13:09.254
3	52.851	+0.508	9:14:02.105
4	52.531	+0.188	9:14:54.636
5	52.343		9:15:46.979
(237) Bas de Laat			
1	54.087	+1.709	9:11:55.924
2	53.003	+0.625	9:12:48.927
3	52.378		9:13:41.305
4	52.568	+0.190	9:14:33.873
5	52.649	+0.271	9:15:26.522
(240) Sandro Lukovic			
1	55.102	+2.712	9:12:03.105
2	54.355	+1.965	9:12:57.460
3	52.778	+0.388	9:13:50.238
4	54.501	+2.111	9:14:44.739
5	52.390		9:15:37.129
(304) Charlie Eastwood			
1	54.057	+1.625	9:11:55.221
2	52.935	+0.503	9:12:48.156
3	52.432		9:13:40.588
4	52.761	+0.329	9:14:33.349
5	52.855	+0.423	9:15:26.204
(314) Jack Hawksworth			
1	53.907	+1.461	9:12:02.572
2	52.446		9:12:55.018
3	1:16.625	+24.179	9:14:11.643
4	52.792	+0.346	9:15:04.435
(204) Tom Fawcett			
1	53.979	+1.497	9:12:03.937
2	52.865	+0.383	9:12:56.802
3	52.990	+0.508	9:13:49.792
4	52.567	+0.085	9:14:42.359
5	52.482		9:15:34.841
(319) Martin Andersen			
1	53.608	+1.051	9:12:10.917
2	53.103	+0.546	9:13:04.020
3	53.360	+0.803	9:13:57.380
4	53.731	+1.174	9:14:51.111
5	52.557		9:15:43.668
(253) Niklas Dall Knudsen			
1	54.728	+2.089	9:11:54.932
2	53.421	+0.782	9:12:48.353
3	52.639		9:13:40.992
4	53.020	+0.381	9:14:34.012
5	52.655	+0.016	9:15:26.667

Lap	Lap Tm	Diff	Time of Day
(222) Nicolai Nielsen			
1	54.687	+2.024	9:11:54.751
2	52.773	+0.110	9:12:47.524
3	52.663		9:13:40.187
4	52.904	+0.241	9:14:33.091
5	53.886	+1.223	9:15:26.977
(297) Stanislav Burmistrov			
1	1:00.509	+7.814	9:12:07.990
2	53.919	+1.224	9:13:01.909
3	53.569	+0.874	9:13:55.478
4	52.695		9:14:48.173
5	53.827	+1.132	9:15:42.000
(321) Danny Siemensma			
1	53.966	+1.248	9:11:55.585
2	53.980	+1.262	9:12:49.565
3	52.854	+0.136	9:13:42.419
4	52.718		9:14:35.137
5	53.083	+0.365	9:15:28.220
(315) Christian Hillenbrand			
1	53.535	+0.798	9:11:51.256
2	53.283	+0.546	9:12:44.539
3	53.189	+0.452	9:13:37.728
4	52.737		9:14:30.465
5	53.149	+0.412	9:15:23.614
(307) Maximilian Gunkel			
1	53.709	+0.960	9:12:05.264
2	52.892	+0.143	9:12:58.156
3	52.749		9:13:50.905
4	53.985	+1.236	9:14:44.890
5	52.773	+0.024	9:15:37.663
(313) Erik Stillman			
1	55.364	+2.552	9:11:54.597
2	55.524	+2.712	9:12:50.121
3	53.655	+0.843	9:13:43.776
4	53.248	+0.436	9:14:37.024
5	52.812		9:15:29.836
(269) Stephane Kox			
1	56.603	+3.718	9:12:09.098
2	54.313	+1.428	9:13:03.411
3	54.980	+2.095	9:13:58.391
4	54.209	+1.324	9:14:52.600
5	52.885		9:15:45.485
(289) Thomas Benisri			
1	54.161	+1.259	9:12:08.831
2	53.605	+0.703	9:13:02.436
3	53.341	+0.439	9:13:55.777
4	52.904	+0.002	9:14:48.681
5	52.902		9:15:41.583
(232) Harry Drysdale			
1	54.034	+1.108	9:12:01.444
2	52.926		9:12:54.370
3	53.119	+0.193	9:13:47.489
4	53.167	+0.241	9:14:40.656
5	52.983	+0.057	9:15:33.639
(221) Vladislav Kurakin			
1	1:09.426	+16.470	9:12:17.094

Timekeeping Ingrid and Meik Wagner:

Clerk of the course Nigel Edwards:

www.mylaps.com

Steward (Chairman) Olivier Stevny:

Chief Scrutineer Paul Klaassen:

Licensed to: Motorsport Events



ROTAX Euro Challenge Wackersdorf/Germany

Rotax Seniors

Wackersdorf 1,275 Km

Warm up C+D

2011-05-28 09:10

Practice (5:00 Time) started at 9:10:00

Lap	Lap Tm	Diff	Time of Day
2	53.871	+0.915	9:13:10.965
3	53.057	+0.101	9:14:04.022
4	53.100	+0.144	9:14:57.122
5	52.956		9:15:50.078

(318) Bastien Krapoth

1	56.683	+3.690	9:12:04.606
2	54.236	+1.243	9:12:58.842
3	53.489	+0.496	9:13:52.331
4	53.265	+0.272	9:14:45.596
5	52.993		9:15:38.589

(270) Frederik Hove Sorensen

1	54.609	+1.418	9:12:06.087
2	54.320	+1.129	9:13:00.407
3	54.117	+0.926	9:13:54.524
4	53.191		9:14:47.715
5	54.077	+0.886	9:15:41.792

(294) Jacob Kallestrup

1	56.541	+3.324	9:12:09.473
2	54.152	+0.935	9:13:03.625
3	53.554	+0.337	9:13:57.179
4	53.517	+0.300	9:14:50.696
5	53.217		9:15:43.913

(217) Benjamin Karlog

1	54.040	+0.666	9:12:00.766
2	53.374		9:12:54.140
3	53.464	+0.090	9:13:47.604
4	54.257	+0.883	9:14:41.861
5	54.651	+1.277	9:15:36.512

(227) Evangelos Gavalas

1	54.823	+1.220	9:12:05.161
2	1:09.250	+15.647	9:13:14.411
3	53.996	+0.393	9:14:08.407
4	53.603		9:15:02.010

Lap	Lap Tm	Diff	Time of Day
-----	--------	------	-------------

Lap	Lap Tm	Diff	Time of Day
-----	--------	------	-------------

Timekeeping Ingrid and Meik Wagner:

Clerk of the course Nigel Edwards:

Steward (Chairman) Olivier Steveny:

Chief Scrutineer Paul Klaassen:

www.mylaps.com

Licensed to: Motorsport Events



ROTAX Euro Challenge Wackersdorf/Germany

Rotax Seniors

Wackersdorf 1,275 Km

RACE 1 Qualifying Heat 1 A-B **-NEW-**

2011-05-28 10:10


Race (11 Laps) started at 10:12:14

Pos	No.	Name	Nat.	Chassis	Race Team	Laps	Total Tm	Diff	Best Tm	In Lap	km/h	Points
1	202	Edward Brand	GBR	Tonykart	Strawberry Racing	11	9:27.593		51.255	10	89,552	0
2	305	Shaun Slavin	GBR	Alonso	Dan Holland Racing	11	9:28.549	0.956	51.243	6	89,573	2
3	211	Ross Wylie	GBR	Alonso	Dan Holland Racing	11	9:29.269	1.676	51.240	6	89,578	3
4	239	Jiri Forman	CZE	MS Kart	MS Kart Racing Team	11	9:29.455	1.862	51.209	4	89,633	4
5	207	Berry Torenvliet	NED	Tonykart	Strawberry Racing	11	9:30.919	3.326	51.314	6	89,449	5
6	215	Karol Dabski	POL	Intrepid	Uniq Racing	11	9:31.289	3.696	51.247	5	89,566	6
7	236	Ludvig Morin	SWE	Kosmic	Sodakart SE	11	9:36.130	8.537	51.441	6	89,228	7
8	214	Barrie Pullinger	GBR	Tonykart	Strawberry Racing	11	9:36.935	9.342	51.669	10	88,835	8
9	320	Tom Kuhn	GER	Intrepid	Kuhn Racing	11	9:38.603	11.010	51.426	8	89,254	9
10	226	Aavo Talvar	EST	Intrepid	Team TKP Intrepid	11	9:38.671	11.078	51.386	8	89,324	10
11	208	Antoine Barthon	FRA	FA Kart	Dan Holland Racing	11	9:39.410	11.817	51.269	8	89,528	11
12	255	Stefan Riener	AUT	Intrepid	Intrepid Force Rotax	11	9:41.184	13.591	51.286	10	89,498	12
13	203	Mats Van Den Brand	NED	Intrepid	Intrepid Force Rotax	11	9:41.452	13.859	52.045	8	88,193	13
14	218	Kelly Zondervan	NED	Tonykart	Strawberry Racing	11	9:42.370	14.777	51.776	6	88,651	14
15	281	Julian Wagner	AUT	Praga	M Tec Racing	11	9:42.491	14.898	51.706	5	88,771	15
16	247	Ramon Rietveld	NED	Gillard	VZ Racing	11	9:43.274	15.681	51.831	3	88,557	16
17	216	Niki Laa	AUT	Birel	Kalman Motorsport	11	9:43.482	15.889	51.741	10	88,711	17
18	271	Nico Klasen	GER	Tonykart	Hugo Motorsport	11	9:44.933	17.340	51.651	11	88,866	18
19	228	Sandor Jakab	SVK	Birel	Kalman Motorsport	11	9:45.531	17.938	51.509	3	89,111	19
20	308	Nicki Petersen	DEN	Kosmic	PB Kart Race	11	9:45.693	18.100	51.641	10	88,883	20
21	264	Jenny Wurster	AUT	Intrepid	WM Kart	11	9:46.089	18.496	51.839	6	88,543	21
22	265	Christopher Friedrich	GER	Tonykart	JLC Racing	11	9:46.697	19.104	51.700	6	88,781	22
23	286	Julian Kleinwort	GER	M-Tec	Kartschmie.de	11	9:48.166	20.573	51.902	3	88,436	23
24	235	Jonas Fors	SWE	Tonykart	Sodakart SE	11	9:48.259	20.666	51.702	7	88,778	24
25	230	David Agerstig	SWE	Sodi	Nivo Karting	11	9:48.844	21.251	52.282	6	87,793	25
26	238	Katerina Zurkova	CZE	MS Kart	MS Kart Racing Team	11	9:49.275	21.682	51.625	11	88,910	26
27	225	Alex Engblom	SWE	Tonykart	Sodakart	11	9:51.254	23.661	51.689	9	88,800	27
28	311	Stephen Tyldsley	GBR	Gillard	Armored UK	11	9:51.539	23.946	52.271	10	87,812	28
29	241	Michael Cool	BEL	Tonykart	Bouvin Power	11	9:51.559	23.966	51.523	8	89,086	29
30	293	Roy Curfs	BEL	Tonykart	Hugo Motorsport	11	9:51.611	24.018	51.399	10	89,301	30
31	288	Ivana Pavelkova	CZE	Intrepid	Probolus Kart Racing	5	4:27.174	6 Laps	51.848	2	88,528	31
32	205	James Greenway	GBR	Gillard	Protrain Racing	1	1:16.014	10 Laps	1:15.233	1	61,010	32
33	219	Andreas Backman	SWE	Tonykart	Strawberry Racing	1	1:36.850	10 Laps	1:36.147	1	47,739	33
34	299	John Norris	IRL	Mach 1	Mach 1 Motorsport		0.552	11 Laps		0	-	34
35	282	Aleksander Bosak	POL	Alonso	Dan Holland Racing		1.271	11 Laps		0	-	35

Announcements

These results are provisional until the conclusion of any judicial and technical matters
 Started: 35 Classified: 35 Not classified: 0
 No. 241 time penalty 10 sec. / reason overtaking under yellow

Margin of Victory	Ø km/h	Best Lap Tm	km/h	Best Lap by
0.956	88,955	51.209	89,633	239 - Jiri Forman

Timekeeping Ingrid and Meik Wagner:  Clerk of the course Nigel Edwards: www.mylaps.com
 Steward (Chairman) Olivier Steveny: Chief Scrutineer Paul Klaassen: Licensed to: Motorsport Events
 Printed: 2011-05-28 11:16:11 posted at: h



ROTAX Euro Challenge Wackersdorf/Germany

Rotax Seniors

Wackersdorf 1,275 Km

RACE 1 Qualifying Heat 1 A-B

2011-05-28 10:10

Race (11 Laps) started at 10:12:14

Lap	Lap Tm	Diff	Time of Day
(202) Edward Brand			
1	52.875	+1.620	10:13:07.704
2	52.112	+0.857	10:13:59.816
3	51.702	+0.447	10:14:51.518
4	51.336	+0.081	10:15:42.854
5	51.359	+0.104	10:16:34.213
6	51.330	+0.075	10:17:25.543
7	51.429	+0.174	10:18:16.972
8	51.537	+0.282	10:19:08.509
9	51.352	+0.097	10:19:59.861
10	51.255		10:20:51.116
11	51.306	+0.051	10:21:42.422

(305) Shaun Slavin			
1	52.936	+1.693	10:13:08.038
2	52.776	+1.533	10:14:00.814
3	51.810	+0.567	10:14:52.624
4	51.310	+0.067	10:15:43.934
5	51.364	+0.121	10:16:35.298
6	51.243		10:17:26.541
7	51.343	+0.100	10:18:17.884
8	51.267	+0.024	10:19:09.151
9	51.250	+0.007	10:20:00.401
10	51.629	+0.386	10:20:52.030
11	51.348	+0.105	10:21:43.378

(211) Ross Wylie			
1	53.180	+1.940	10:13:08.363
2	52.271	+1.031	10:14:00.634
3	51.554	+0.314	10:14:52.188
4	51.458	+0.218	10:15:43.646
5	51.795	+0.555	10:16:35.441
6	51.240		10:17:26.681
7	51.319	+0.079	10:18:18.000
8	51.276	+0.036	10:19:09.276
9	51.339	+0.099	10:20:00.615
10	51.291	+0.051	10:20:51.906
11	52.192	+0.952	10:21:44.098

(239) Jiri Forman			
1	54.061	+2.852	10:13:09.063
2	52.165	+0.956	10:14:01.228
3	51.900	+0.691	10:14:53.128
4	51.209		10:15:44.337
5	51.466	+0.257	10:16:35.803
6	51.253	+0.044	10:17:27.056
7	51.234	+0.025	10:18:18.290
8	51.477	+0.268	10:19:09.767
9	51.371	+0.162	10:20:01.138
10	51.209		10:20:52.347
11	51.937	+0.728	10:21:44.284

(207) Berry Torenvliet			
1	52.962	+1.648	10:13:07.965
2	53.414	+2.100	10:14:01.379
3	51.976	+0.662	10:14:53.355
4	51.411	+0.097	10:15:44.766
5	51.493	+0.179	10:16:36.259
6	51.314		10:17:27.573
7	51.461	+0.147	10:18:19.034
8	51.588	+0.274	10:19:10.622
9	51.806	+0.492	10:20:02.428
10	51.773	+0.459	10:20:54.201
11	51.547	+0.233	10:21:45.748

Lap	Lap Tm	Diff	Time of Day
(215) Karol Dabski			
1	53.667	+2.420	10:13:08.924
2	52.121	+0.874	10:14:01.045
3	53.452	+2.205	10:14:54.497
4	52.153	+0.906	10:15:46.650
5	51.247		10:16:37.897
6	51.296	+0.049	10:17:29.193
7	51.429	+0.182	10:18:20.622
8	51.373	+0.126	10:19:11.995
9	51.418	+0.171	10:20:03.413
10	51.274	+0.027	10:20:54.687
11	51.431	+0.184	10:21:46.118

(236) Ludvig Morin			
1	54.072	+2.631	10:13:09.524
2	52.278	+0.837	10:14:01.802
3	52.806	+1.365	10:14:54.608
4	52.519	+1.078	10:15:47.127
5	53.725	+2.284	10:16:40.852
6	51.441		10:17:32.293
7	51.903	+0.462	10:18:24.196
8	51.747	+0.306	10:19:15.943
9	51.965	+0.524	10:20:07.908
10	51.513	+0.072	10:20:59.421
11	51.538	+0.097	10:21:50.959

(214) Barrie Pullinger			
1	54.607	+2.938	10:13:10.044
2	52.107	+0.438	10:14:02.151
3	52.186	+0.517	10:14:54.337
4	53.146	+1.477	10:15:47.483
5	52.431	+0.762	10:16:39.914
6	51.880	+0.211	10:17:31.794
7	52.759	+1.090	10:18:24.553
8	51.871	+0.202	10:19:16.424
9	51.999	+0.330	10:20:08.423
10	51.669		10:21:00.092
11	51.672	+0.003	10:21:51.764

(320) Tom Kuhn			
1	56.155	+4.729	10:13:13.115
2	51.973	+0.547	10:14:05.088
3	51.698	+0.272	10:14:56.786
4	51.763	+0.337	10:15:48.549
5	52.806	+1.380	10:16:41.355
6	52.174	+0.748	10:17:33.529
7	51.860	+0.434	10:18:25.389
8	51.426		10:19:16.815
9	52.596	+1.170	10:20:09.411
10	52.275	+0.849	10:21:01.686
11	51.746	+0.320	10:21:53.432

(226) Aavo Talvar			
1	56.540	+5.154	10:13:13.987
2	51.847	+0.461	10:14:05.834
3	51.420	+0.034	10:14:57.254
4	51.782	+0.396	10:15:49.036
5	52.764	+1.378	10:16:41.800
6	52.159	+0.773	10:17:33.959
7	51.604	+0.218	10:18:25.563
8	51.386		10:19:16.949
9	52.246	+0.860	10:20:09.195
10	52.234	+0.848	10:21:01.429
11	52.071	+0.685	10:21:53.500

(208) Antoine Barthon			
------------------------------	--	--	--

(255) Stefan Riener			
1	1:00.946	+9.677	10:13:16.182
2	52.990	+1.721	10:14:09.172
3	51.450	+0.181	10:15:00.622
4	51.379	+0.110	10:15:52.001
5	51.455	+0.186	10:16:43.456
6	52.780	+1.511	10:17:36.236
7	51.367	+0.098	10:18:27.603
8	51.269		10:19:18.872
9	51.796	+0.527	10:20:10.668
10	52.162	+0.893	10:21:02.830
11	51.409	+0.140	10:21:54.239

(203) Mats Van Den Brand			
1	1:00.813	+9.527	10:13:15.940
2	52.199	+0.913	10:14:08.139
3	51.732	+0.446	10:14:59.871
4	51.641	+0.355	10:15:51.512
5	51.677	+0.391	10:16:43.189
6	53.380	+2.094	10:17:36.569
7	52.190	+0.904	10:18:28.759
8	51.568	+0.282	10:19:20.327
9	51.814	+0.528	10:20:12.141
10	51.286		10:21:03.427
11	52.586	+1.300	10:21:56.013

(241) Michael Cool			
1	59.139	+7.616	10:13:15.617
2	52.102	+0.579	10:14:07.719
3	51.713	+0.190	10:14:59.432
4	51.601	+0.078	10:15:51.033
5	51.901	+0.378	10:16:42.934
6	51.999	+0.476	10:17:34.933
7	51.621	+0.098	10:18:26.554
8	51.523		10:19:18.077
9	51.990	+0.467	10:20:10.067
10	52.694	+1.171	10:21:02.761
11	53.627	+2.104	10:21:56.388

(218) Kelly Zondervan			
1	55.467	+3.691	10:13:11.281
2	51.789	+0.013	10:14:03.070
3	51.934	+0.158	10:14:55.004
4	53.085	+1.309	10:15:48.089
5	52.141	+0.365	10:16:40.230
6	51.776		10:17:32.006
7	52.012	+0.236	10:18:24.018
8	52.101	+0.325	10:19:16.119
9	52.954	+1.178	10:20:09.073
10	55.251	+3.475	10:21:04.324
11	52.875	+1.099	10:21:57.199

(281) Julian Wagner			
1	59.496	+7.790	10:13:15.400

Timekeeping Ingrid and Meik Wagner:

Clerk of the course Nigel Edwards:

www.mylaps.com

Steward (Chairman) Olivier Stevny:

Chief Scrutineer Paul Klaassen:

Licensed to: Motorsport Events



ROTAX Euro Challenge Wackersdorf/Germany

Rotax Seniors

Wackersdorf 1,275 Km

RACE 1 Qualifying Heat 1 A-B

2011-05-28 10:10

Race (11 Laps) started at 10:12:14

Lap	Lap Tm	Diff	Time of Day
2	52.890	+1.184	10:14:08.290
3	51.970	+0.264	10:15:00.260
4	52.166	+0.460	10:15:52.426
5	51.706		10:16:44.132
6	52.584	+0.878	10:17:36.716
7	52.990	+1.284	10:18:29.706
8	51.944	+0.238	10:19:21.650
9	51.991	+0.285	10:20:13.641
10	51.873	+0.167	10:21:05.514
11	51.806	+0.100	10:21:57.320

(247) Ramon Rietveld

1	58.688	+6.857	10:13:14.399
2	52.219	+0.388	10:14:06.618
3	51.831		10:14:58.449
4	52.026	+0.195	10:15:50.475
5	52.712	+0.881	10:16:43.187
6	53.464	+1.633	10:17:36.651
7	53.329	+1.498	10:18:29.980
8	52.062	+0.231	10:19:22.042
9	52.213	+0.382	10:20:14.255
10	51.844	+0.013	10:21:06.099
11	52.004	+0.173	10:21:58.103

(216) Niki Laa

1	58.724	+6.983	10:13:15.263
2	52.022	+0.281	10:14:07.285
3	51.921	+0.180	10:14:59.206
4	52.737	+0.996	10:15:51.943
5	52.502	+0.761	10:16:44.445
6	52.649	+0.908	10:17:37.094
7	53.921	+2.180	10:18:31.015
8	51.972	+0.231	10:19:22.987
9	51.799	+0.058	10:20:14.786
10	51.741		10:21:06.527
11	51.784	+0.043	10:21:58.311

(271) Nico Klasen

1	1:01.463	+9.812	10:13:17.125
2	52.396	+0.745	10:14:09.521
3	51.723	+0.072	10:15:01.244
4	52.463	+0.812	10:15:53.707
5	51.835	+0.184	10:16:45.542
6	51.825	+0.174	10:17:37.367
7	53.884	+2.233	10:18:31.251
8	52.407	+0.756	10:19:23.658
9	52.051	+0.400	10:20:15.709
10	52.402	+0.751	10:21:08.111
11	51.651		10:21:59.762

(228) Sandor Jakab

1	1:01.630	+10.121	10:13:17.756
2	52.278	+0.769	10:14:10.034
3	51.509		10:15:01.543
4	51.839	+0.330	10:15:53.382
5	51.650	+0.141	10:16:45.032
6	52.032	+0.523	10:17:37.064
7	54.433	+2.924	10:18:31.497
8	53.130	+1.621	10:19:24.627
9	51.981	+0.472	10:20:16.608
10	51.788	+0.279	10:21:08.396
11	51.964	+0.455	10:22:00.360

(308) Nicki Petersen

1	56.044	+4.403	10:13:12.796
2	51.859	+0.218	10:14:04.655

Lap	Lap Tm	Diff	Time of Day
3	52.277	+0.636	10:14:56.932
4	52.551	+0.910	10:15:49.483
5	53.890	+2.249	10:16:43.373
6	53.618	+1.977	10:17:36.991
7	53.911	+2.270	10:18:30.902
8	54.057	+2.416	10:19:24.959
9	51.972	+0.331	10:20:16.931
10	51.641		10:21:08.572
11	51.950	+0.309	10:22:00.522

(264) Jenny Wurster

1	1:01.689	+9.850	10:13:17.664
2	52.895	+1.056	10:14:10.559
3	52.326	+0.487	10:15:02.885
4	51.909	+0.070	10:15:54.794
5	51.922	+0.083	10:16:46.716
6	51.839		10:17:38.555
7	52.568	+0.729	10:18:31.123
8	52.194	+0.355	10:19:23.317
9	51.979	+0.140	10:20:15.296
10	52.951	+1.112	10:21:08.247
11	52.671	+0.832	10:22:00.918

(265) Christopher Friedrich

1	1:02.327	+10.627	10:13:17.845
2	52.858	+1.158	10:14:10.703
3	54.454	+2.754	10:15:05.157
4	51.786	+0.086	10:15:56.943
5	51.808	+0.108	10:16:48.751
6	51.700		10:17:40.451
7	52.115	+0.415	10:18:32.566
8	52.592	+0.892	10:19:25.158
9	52.646	+0.946	10:20:17.804
10	51.706	+0.006	10:21:09.510
11	52.016	+0.316	10:22:01.526

(286) Julian Kleinwort

1	56.001	+4.099	10:13:12.205
2	51.952	+0.050	10:14:04.157
3	51.902		10:14:56.059
4	52.559	+0.657	10:15:48.618
5	52.616	+0.714	10:16:41.234
6	55.639	+3.737	10:17:36.873
7	57.392	+5.490	10:18:34.265
8	52.320	+0.418	10:19:26.585
9	52.083	+0.181	10:20:18.668
10	52.086	+0.184	10:21:10.754
11	52.241	+0.339	10:22:02.995

(235) Jonas Fors

1	55.655	+3.953	10:13:11.610
2	52.199	+0.497	10:14:03.809
3	51.938	+0.236	10:14:55.747
4	52.241	+0.539	10:15:47.988
5	53.492	+1.790	10:16:41.480
6	53.310	+1.608	10:17:34.790
7	51.702		10:18:26.492
8	52.078	+0.376	10:19:18.570
9	55.541	+3.839	10:20:14.111
10	55.063	+3.361	10:21:09.174
11	53.914	+2.212	10:22:03.088

(230) David Agerstig

1	57.140	+4.858	10:13:13.902
2	53.233	+0.951	10:14:07.135
3	53.811	+1.529	10:15:00.946

Lap	Lap Tm	Diff	Time of Day
4	52.582	+0.300	10:15:53.528
5	52.563	+0.281	10:16:46.091
6	52.282		10:17:38.373
7	53.204	+0.922	10:18:31.577
8	52.916	+0.634	10:19:24.493
9	54.037	+1.755	10:20:18.530
10	52.738	+0.456	10:21:11.268
11	52.405	+0.123	10:22:03.673

(238) Katerina Zurkova

1	53.719	+2.094	10:13:25.116
2	52.257	+0.632	10:14:17.373
3	52.055	+0.430	10:15:09.428
4	51.727	+0.102	10:16:01.155
5	51.918	+0.293	10:16:53.073
6	52.096	+0.471	10:17:45.169
7	51.898	+0.273	10:18:37.067
8	51.786	+0.161	10:19:28.853
9	51.824	+0.199	10:20:20.677
10	51.802	+0.177	10:21:12.479
11	51.625		10:22:04.104

(225) Alex Engblom

1	1:11.208	+19.519	10:13:27.083
2	52.228	+0.539	10:14:19.311
3	52.240	+0.551	10:15:11.551
4	51.800	+0.111	10:16:03.351
5	51.739	+0.050	10:16:55.090
6	51.894	+0.205	10:17:46.984
7	51.798	+0.109	10:18:38.782
8	52.037	+0.348	10:19:30.819
9	51.689		10:20:22.508
10	51.747	+0.058	10:21:14.255
11	51.828	+0.139	10:22:06.083

(311) Stephen Tyldsley

1	58.569	+6.298	10:13:15.691
2	54.228	+1.957	10:14:09.919
3	55.682	+3.411	10:15:05.601
4	52.539	+0.268	10:15:58.140
5	52.396	+0.125	10:16:50.536
6	52.659	+0.388	10:17:43.195
7	52.764	+0.493	10:18:35.959
8	52.706	+0.435	10:19:28.665
9	52.638	+0.367	10:20:21.303
10	52.271		10:21:13.574
11	52.794	+0.523	10:22:06.368

(293) Roy Curfs

1	1:14.448	+23.049	10:13:29.790
2	52.119	+0.720	10:14:21.909
3	51.790	+0.391	10:15:13.699
4	51.718	+0.319	10:16:05.417
5	51.556	+0.157	10:16:56.973
6	51.486	+0.087	10:17:48.459
7	51.648	+0.249	10:18:40.107
8	51.879	+0.480	10:19:31.986
9	51.620	+0.221	10:20:23.606
10	51.399		10:21:15.005
11	51.435	+0.036	10:22:06.440

(288) Ivana Pavelkova

1	56.477	+4.629	10:13:13.303
2	51.848		10:14:05.151
3	51.857	+0.009	10:14:57.008
4	52.165	+0.317	10:15:49.173

Timekeeping Ingrid and Meik Wagner:

Clerk of the course Nigel Edwards:

www.mylaps.com

Steward (Chairman) Olivier Stevny:

Chief Scrutineer Paul Klaassen:

Licensed to: Motorsport Events



ROTAX Euro Challenge Wackersdorf/Germany

Rotax Seniors

Wackersdorf 1,275 Km

RACE 1 Qualifying Heat 1 A-B

2011-05-28 10:10

Race (11 Laps) started at 10:12:14

Lap	Lap Tm	Diff	Time of Day
5	52.830	+0.982	10:16:42.003
<hr/>			
(205) James Greenway			
1	1:15.233		10:13:30.843
<hr/>			
(219) Andreas Backman			
1	1:36.147		10:13:51.679

Lap	Lap Tm	Diff	Time of Day
-----	--------	------	-------------

Lap	Lap Tm	Diff	Time of Day
-----	--------	------	-------------

Timekeeping Ingrid and Meik Wagner:

Clerk of the course Nigel Edwards:

Steward (Chairman) Olivier Steveny:

Chief Scrutineer Paul Klaassen:



ROTAX Euro Challenge Wackersdorf/Germany

Rotax Seniors

Wackersdorf 1,275 Km

RACE 2 Qualifying Heat 2 C-D


2011-05-28 10:30

Race (11 Laps) started at 10:33:56

Pos	No.	Name	Nat.	Chassis	Race Team	Laps	Total Tm	Diff	Best Tm	In Lap	km/h	Points
1	300	Stefan Locsmandi	AUT	Kosmic	Paul Carr Racing	11	9:28.451		51.242	8	89,575	0
2	254	Kasper H Jensen	DEN	Kosmic	PB Kart Race	11	9:29.487	1.036	51.087	7	89,847	2
3	312	Ben Cooper	GBR	Birel	Kalman Motorsport	11	9:31.019	2.568	51.029	8	89,949	3
4	209	Ferenc Kancsar	AUT	Intrepid	Intrepid Force Rotax	11	9:31.047	2.596	51.126	8	89,778	4
5	249	Sean Babington	GBR	Alonso	Dan Holland Racing	11	9:31.704	3.253	51.249	9	89,563	5
6	292	Jose Pedro Faria	POR	Intrepid	OZ Racing Team	11	9:34.774	6.323	51.228	5	89,599	6
7	314	Jack Hawksworth	GBR	Gillard	Protrain Racing	11	9:35.860	7.409	51.305	8	89,465	7
8	222	Nicolai Nielsen	DEN	Tonykart	RS Competition	11	9:36.180	7.729	51.341	7	89,402	8
9	287	Kevin Kemmling	GER	M-Tec	Kartschmie.de	11	9:36.974	8.523	51.459	8	89,197	9
10	253	Niklas Dall Knudsen	DEN	Kosmic	PB Kart Race	11	9:37.491	9.040	51.478	6	89,164	10
11	237	Bas de Laat	NED	Gillard	VZ Racing	11	9:37.681	9.230	51.493	5	89,138	11
12	289	Thomas Benisri	FRA	Tonykart		11	9:38.265	9.814	51.683	8	88,811	12
13	232	Harry Drysdale	GBR	Tonykart	HD Racing	11	9:38.794	10.343	51.635	5	88,893	13
14	313	Erik Stillman	SWE	Sodi	Wallberg Motorsport	11	9:39.001	10.550	51.460	4	89,195	14
15	213	Steven Hees	GER	CRG	CRG Holland	11	9:39.075	10.624	51.663	5	88,845	15
16	307	Maximilian Gunkel	GER	Intrepid	VPD Team Germany	11	9:39.077	10.626	51.529	4	89,076	16
17	244	Christian Sorensen	DEN	First Kart	First Kart s.r.l	11	9:39.091	10.640	51.260	4	89,544	17
18	273	Glen Van Droogenbroeck	BEL	Kosmic	Inkartad	11	9:40.005	11.554	51.524	4	89,085	18
19	269	Stephane Kox	NED	Tonykart	Team Kombikart	11	9:40.182	11.731	51.484	8	89,154	19
20	217	Benjamin Karlog	DEN	FA Kart	Team Karlog	11	9:40.700	12.249	51.605	8	88,945	20
21	227	Evangelos Gavalas	GRE	Birel	Kalman Motorsport	11	9:42.116	13.665	51.866	6	88,497	21
22	321	Danny Siemensma	NED	Tonykart	Hugo Motorsport	11	9:42.393	13.942	51.824	3	88,569	22
23	304	Charlie Eastwood	GBR	Kosmic	Paul Carr Racing	11	9:44.066	15.615	51.400	8	89,300	23
24	204	Tom Fawcett	GBR	Birel	Kalman Motorsport	11	9:45.066	16.615	51.636	11	88,891	24
25	319	Martin Andersen	DEN	Kosmic	PB Kart Race	11	9:46.293	17.842	51.823	8	88,571	25
26	297	Stanislav Burmistrov	RUS	PDB	DFK by Antwerp Karting	11	9:47.851	19.400	51.899	4	88,441	26
27	242	Jules Cousin	FRA	FA Kart	DSS Kart	11	9:48.439	19.988	51.427	6	89,253	27
28	294	Jacob Kallestrup	DEN	Bremer Kart	RBR Kart Team	11	9:52.899	24.448	52.132	5	88,046	28
29	318	Bastien Krapoth	GER	Zanardi	Matis Motorsport	11	9:54.081	25.630	52.369	5	87,647	29
30	270	Frederik Hove Sorensen	DEN	Bremer	Hove Racing	11	9:54.241	25.790	52.196	8	87,938	30
31	240	Sandro Lukovic	AUT	Birel	Kalman Motorsport	11	9:58.441	29.990	51.609	6	88,938	31
32	315	Christian Hillenbrand	GER	Wildkart	Wildkart Racing Team	11	9:59.335	30.884	51.871	6	88,489	32
33	221	Vladislav Kurakin	RUS	MS Kart	MS Kart Racing Team	11	10:00.618	32.167	52.003	11	88,264	33
34	284	Artur Janosz	POL	Intrepid	Uniq Racing		0.714	11 Laps		0	-	34

Margin of Victory	Ø km/h	Best Lap Tm	km/h	Best Lap by
1.036	88,820	51.029	89,949	312 - Ben Cooper

Official Timing www.motorsport-events.se / www.camp-company.de Orbits

Timekeeping Ingrid and Meik Wagner:  Clerk of the course Nigel Edwards: www.mylaps.com

Steward (Chairman) Olivier Steveny: Chief Scrutineer Paul Klaassen: Licensed to: Motorsport Events

Printed: 2011-05-28 10:46:08 posted at: h



ROTAX Euro Challenge Wackersdorf/Germany

Rotax Seniors

Wackersdorf 1,275 Km

RACE 2 Qualifying Heat 2 C-D

2011-05-28 10:30

Race (11 Laps) started at 10:33:56

Lap	Lap Tm	Diff	Time of Day
(300) Stefan Locsmandi			
1	53.181	+1.939	10:34:49.544
2	52.305	+1.063	10:35:41.849
3	51.781	+0.539	10:36:33.630
4	51.479	+0.237	10:37:25.109
5	51.323	+0.081	10:38:16.432
6	51.317	+0.075	10:39:07.749
7	51.306	+0.064	10:39:59.055
8	51.242		10:40:50.297
9	51.572	+0.330	10:41:41.869
10	51.476	+0.234	10:42:33.345
11	51.312	+0.070	10:43:24.657

(254) Kasper H Jensen			
1	54.757	+3.670	10:34:51.023
2	52.356	+1.269	10:35:43.379
3	52.054	+0.967	10:36:35.433
4	51.428	+0.341	10:37:26.861
5	51.313	+0.226	10:38:18.174
6	51.326	+0.239	10:39:09.500
7	51.087		10:40:00.587
8	51.158	+0.071	10:40:51.745
9	51.407	+0.320	10:41:43.152
10	51.246	+0.159	10:42:34.398
11	51.295	+0.208	10:43:25.693

(312) Ben Cooper			
1	56.306	+5.277	10:34:52.968
2	51.604	+0.575	10:35:44.572
3	51.559	+0.530	10:36:36.131
4	51.298	+0.269	10:37:27.429
5	51.134	+0.105	10:38:18.563
6	51.974	+0.945	10:39:10.537
7	51.035	+0.006	10:40:01.572
8	51.029		10:40:52.601
9	51.440	+0.411	10:41:44.041
10	51.506	+0.477	10:42:35.547
11	51.678	+0.649	10:43:27.225

(209) Ferenc Kancsar			
1	52.898	+1.772	10:34:49.104
2	54.031	+2.905	10:35:43.135
3	51.868	+0.742	10:36:35.003
4	51.958	+0.832	10:37:26.961
5	51.468	+0.342	10:38:18.429
6	52.295	+1.169	10:39:10.724
7	51.133	+0.007	10:40:01.857
8	51.126		10:40:52.983
9	51.201	+0.075	10:41:44.184
10	51.217	+0.091	10:42:35.401
11	51.852	+0.726	10:43:27.253

(249) Sean Babington			
1	54.006	+2.757	10:34:50.540
2	52.507	+1.258	10:35:42.957
3	51.926	+0.677	10:36:34.883
4	51.541	+0.292	10:37:26.424
5	51.841	+0.592	10:38:18.265
6	51.756	+0.507	10:39:10.021
7	51.343	+0.094	10:40:01.364
8	51.804	+0.555	10:40:53.168
9	51.249		10:41:44.417
10	51.343	+0.094	10:42:35.760
11	52.150	+0.901	10:43:27.910

Lap	Lap Tm	Diff	Time of Day
(292) Jose Pedro Faria			
1	53.427	+2.199	10:34:49.717
2	52.952	+1.724	10:35:42.669
3	52.870	+1.642	10:36:35.539
4	52.089	+0.861	10:37:27.628
5	51.228		10:38:18.856
6	53.239	+2.011	10:39:12.095
7	52.363	+1.135	10:40:04.458
8	51.394	+0.166	10:40:55.852
9	51.831	+0.603	10:41:47.683
10	51.753	+0.525	10:42:39.436
11	51.544	+0.316	10:43:30.980

(314) Jack Hawksworth			
1	53.534	+2.229	10:34:50.029
2	52.430	+1.125	10:35:42.459
3	52.050	+0.745	10:36:34.509
4	51.750	+0.445	10:37:26.259
5	51.583	+0.278	10:38:17.842
6	55.723	+4.418	10:39:13.565
7	51.657	+0.352	10:40:05.222
8	51.305		10:40:56.527
9	51.792	+0.487	10:41:48.319
10	51.830	+0.525	10:42:40.149
11	51.917	+0.612	10:43:32.066

(222) Nicolai Nielsen			
1	58.613	+7.272	10:34:56.186
2	52.474	+1.133	10:35:48.660
3	51.544	+0.203	10:36:40.204
4	51.428	+0.087	10:37:31.632
5	51.481	+0.140	10:38:23.113
6	51.747	+0.406	10:39:14.860
7	51.341		10:40:06.201
8	51.713	+0.372	10:40:57.914
9	51.407	+0.066	10:41:49.321
10	51.670	+0.329	10:42:40.991
11	51.395	+0.054	10:43:32.386

(287) Kevin Kemmling			
1	55.545	+4.086	10:34:52.188
2	52.210	+0.751	10:35:44.398
3	52.271	+0.812	10:36:36.669
4	51.857	+0.398	10:37:28.526
5	51.636	+0.177	10:38:20.162
6	52.213	+0.754	10:39:12.375
7	52.298	+0.839	10:40:04.673
8	51.459		10:40:56.132
9	52.036	+0.577	10:41:48.168
10	51.802	+0.343	10:42:39.970
11	53.210	+1.751	10:43:33.180

(253) Niklas Dall Knudsen			
1	57.636	+6.158	10:34:54.675
2	51.835	+0.357	10:35:46.510
3	51.684	+0.206	10:36:38.194
4	51.627	+0.149	10:37:29.821
5	51.914	+0.436	10:38:21.735
6	51.478		10:39:13.213
7	51.692	+0.214	10:40:04.905
8	51.781	+0.303	10:40:56.686
9	51.767	+0.289	10:41:48.453
10	52.411	+0.933	10:42:40.864
11	52.833	+1.355	10:43:33.697

(237) Bas de Laat			
--------------------------	--	--	--

(289) Thomas Benisri			
1	58.123	+6.630	10:34:55.813
2	52.004	+0.511	10:35:47.817
3	51.732	+0.239	10:36:39.549
4	51.582	+0.089	10:37:31.131
5	51.493		10:38:22.624
6	52.444	+0.951	10:39:15.068
7	51.700	+0.207	10:40:06.768
8	51.725	+0.232	10:40:58.493
9	51.549	+0.056	10:41:50.042
10	51.708	+0.215	10:42:41.750
11	52.137	+0.644	10:43:33.887

(232) Harry Drysdale			
1	54.900	+3.217	10:34:51.692
2	52.227	+0.544	10:35:43.919
3	52.041	+0.358	10:36:35.960
4	51.750	+0.067	10:37:27.710
5	51.879	+0.196	10:38:19.589
6	52.555	+0.872	10:39:12.144
7	51.690	+0.007	10:40:03.834
8	51.683		10:40:55.517
9	52.718	+1.035	10:41:48.235
10	52.826	+1.143	10:42:41.061
11	53.410	+1.727	10:43:34.471

(213) Erik Stillman			
1	58.205	+6.745	10:34:56.018
2	52.889	+1.429	10:35:48.907
3	51.575	+0.115	10:36:40.482
4	51.460		10:37:31.942
5	51.787	+0.327	10:38:23.729
6	51.599	+0.139	10:39:15.328
7	51.987	+0.527	10:40:07.315
8	51.665	+0.205	10:40:58.980
9	51.572	+0.112	10:41:50.552
10	51.711	+0.251	10:42:42.263
11	52.944	+1.484	10:43:35.207

(213) Steven Hees			
1	57.707	+6.044	10:34:55.039
2	52.035	+0.372	10:35:47.074
3	51.828	+0.165	10:36:38.902
4	51.705	+0.042	10:37:30.607
5	51.663		10:38:22.270
6	51.774	+0.111	10:39:14.044
7	52.048	+0.385	10:40:06.092
8	52.287	+0.624	10:40:58.379
9	51.904	+0.241	10:41:50.283
10	51.747	+0.084	10:42:42.030
11	53.251	+1.588	10:43:35.281

(307) Maximilian Gunkel			
1	56.562	+5.033	10:34:53.784

Timekeeping Ingrid and Meik Wagner:

Clerk of the course Nigel Edwards:

www.mylaps.com

Steward (Chairman) Olivier Steveny:

Chief Scrutineer Paul Klaassen:

Licensed to: Motorsport Events



ROTAX Euro Challenge Wackersdorf/Germany

Rotax Seniors

Wackersdorf 1,275 Km

RACE 2 Qualifying Heat 2 C-D

2011-05-28 10:30

Race (11 Laps) started at 10:33:56

Lap	Lap Tm	Diff	Time of Day
2	51.965	+0.436	10:35:45.749
3	51.913	+0.384	10:36:37.662
4	51.529		10:37:29.191
5	51.621	+0.092	10:38:20.812
6	51.990	+0.461	10:39:12.802
7	55.307	+3.778	10:40:08.109
8	51.548	+0.019	10:40:59.657
9	51.602	+0.073	10:41:51.259
10	51.656	+0.127	10:42:42.915
11	52.368	+0.839	10:43:35.283

(244) Christian Sorensen			
Lap	Lap Tm	Diff	Time of Day
1	59.652	+8.392	10:34:57.560
2	52.203	+0.943	10:35:49.763
3	51.775	+0.515	10:36:41.538
4	51.260		10:37:32.798
5	51.544	+0.284	10:38:24.342
6	52.013	+0.753	10:39:16.355
7	52.273	+1.013	10:40:08.628
8	51.521	+0.261	10:41:00.149
9	51.385	+0.125	10:41:51.534
10	51.610	+0.350	10:42:43.144
11	52.153	+0.893	10:43:35.297

(273) Glen Van Droogenbroeck			
Lap	Lap Tm	Diff	Time of Day
1	58.158	+6.634	10:34:56.512
2	52.604	+1.080	10:35:49.116
3	51.855	+0.331	10:36:40.971
4	51.524		10:37:32.495
5	51.607	+0.083	10:38:24.102
6	52.337	+0.813	10:39:16.439
7	52.836	+1.312	10:40:09.275
8	51.665	+0.141	10:41:00.940
9	51.916	+0.392	10:41:52.856
10	51.545	+0.021	10:42:44.401
11	51.810	+0.286	10:43:36.211

(269) Stephane Kox			
Lap	Lap Tm	Diff	Time of Day
1	56.944	+5.460	10:34:54.475
2	53.062	+1.578	10:35:47.537
3	52.331	+0.847	10:36:39.868
4	51.602	+0.118	10:37:31.470
5	52.785	+1.301	10:38:24.255
6	52.424	+0.940	10:39:16.679
7	52.937	+1.453	10:40:09.616
8	51.484		10:41:01.100
9	51.967	+0.483	10:41:53.067
10	51.690	+0.206	10:42:44.757
11	51.631	+0.147	10:43:36.388

(217) Benjamin Karlog			
Lap	Lap Tm	Diff	Time of Day
1	1:00.263	+8.658	10:34:58.442
2	52.311	+0.706	10:35:50.753
3	51.836	+0.231	10:36:42.589
4	51.830	+0.225	10:37:34.419
5	51.971	+0.366	10:38:26.390
6	51.782	+0.177	10:39:18.172
7	51.706	+0.101	10:40:09.878
8	51.605		10:41:01.483
9	51.690	+0.085	10:41:53.173
10	51.965	+0.360	10:42:45.138
11	51.768	+0.163	10:43:36.906

(227) Evangelos Gavalas			
Lap	Lap Tm	Diff	Time of Day
1	59.555	+7.689	10:34:58.348
2	52.126	+0.260	10:35:50.474

Lap	Lap Tm	Diff	Time of Day
3	51.882	+0.016	10:36:42.356
4	51.886	+0.020	10:37:34.242
5	52.472	+0.606	10:38:26.714
6	51.866		10:39:18.580
7	51.936	+0.070	10:40:10.516
8	51.917	+0.051	10:41:02.433
9	51.988	+0.122	10:41:54.421
10	51.960	+0.094	10:42:46.381
11	51.941	+0.075	10:43:38.322

(321) Danny Siemensma			
Lap	Lap Tm	Diff	Time of Day
1	1:00.189	+8.365	10:34:58.686
2	52.309	+0.485	10:35:50.995
3	51.824		10:36:42.819
4	51.965	+0.141	10:37:34.784
5	52.083	+0.259	10:38:26.867
6	52.048	+0.224	10:39:18.915
7	51.855	+0.031	10:40:10.770
8	51.962	+0.138	10:41:02.732
9	52.086	+0.262	10:41:54.818
10	51.923	+0.099	10:42:46.741
11	51.858	+0.034	10:43:38.599

(304) Charlie Eastwood			
Lap	Lap Tm	Diff	Time of Day
1	1:04.682	+13.282	10:35:01.215
2	54.843	+3.443	10:35:56.058
3	51.695	+0.295	10:36:47.753
4	51.812	+0.412	10:37:39.565
5	51.586	+0.186	10:38:31.151
6	51.402	+0.002	10:39:22.553
7	51.607	+0.207	10:40:14.160
8	51.400		10:41:05.560
9	51.682	+0.282	10:41:57.242
10	51.542	+0.142	10:42:48.784
11	51.488	+0.088	10:43:40.272

(204) Tom Fawcett			
Lap	Lap Tm	Diff	Time of Day
1	1:03.877	+12.241	10:35:01.019
2	53.735	+2.099	10:35:54.754
3	52.425	+0.789	10:36:47.179
4	51.705	+0.069	10:37:38.884
5	51.755	+0.119	10:38:30.639
6	51.764	+0.128	10:39:22.403
7	52.181	+0.545	10:40:14.584
8	51.661	+0.025	10:41:06.245
9	51.662	+0.026	10:41:57.907
10	51.729	+0.093	10:42:49.636
11	51.636		10:43:41.272

(319) Martin Andersen			
Lap	Lap Tm	Diff	Time of Day
1	1:02.693	+10.870	10:35:00.184
2	53.390	+1.567	10:35:53.574
3	52.183	+0.360	10:36:45.757
4	51.964	+0.141	10:37:37.721
5	51.898	+0.075	10:38:29.619
6	52.014	+0.191	10:39:21.633
7	51.858	+0.035	10:40:13.491
8	51.823		10:41:05.314
9	52.373	+0.550	10:41:57.687
10	52.330	+0.507	10:42:50.017
11	52.482	+0.659	10:43:42.499

(297) Stanislav Burmistrov			
Lap	Lap Tm	Diff	Time of Day
1	1:01.186	+9.287	10:34:59.425
2	54.506	+2.607	10:35:53.931
3	52.138	+0.239	10:36:46.069

Lap	Lap Tm	Diff	Time of Day
4	51.899		10:37:37.968
5	51.981	+0.082	10:38:29.949
6	52.223	+0.324	10:39:22.172
7	52.780	+0.881	10:40:14.952
8	52.122	+0.223	10:41:07.074
9	52.291	+0.392	10:41:59.365
10	52.303	+0.404	10:42:51.668
11	52.389	+0.490	10:43:44.057

(242) Jules Cousin			
Lap	Lap Tm	Diff	Time of Day
1	1:09.148	+17.721	10:35:06.330
2	52.337	+0.910	10:35:58.667
3	51.738	+0.311	10:36:50.405
4	51.761	+0.334	10:37:42.166
5	52.040	+0.613	10:38:34.206
6	51.427		10:39:25.633
7	52.500	+1.073	10:40:18.133
8	51.795	+0.368	10:41:09.928
9	51.641	+0.214	10:42:01.569
10	51.535	+0.108	10:42:53.104
11	51.541	+0.114	10:43:44.645

(294) Jacob Kallestrup			
Lap	Lap Tm	Diff	Time of Day
1	1:00.314	+8.182	10:34:59.536
2	54.886	+2.754	10:35:54.422
3	53.147	+1.015	10:36:47.569
4	53.204	+1.072	10:37:40.773
5	52.132		10:38:32.905
6	52.271	+0.139	10:39:25.176
7	52.855	+0.723	10:40:18.031
8	52.483	+0.351	10:41:10.514
9	53.608	+1.476	10:42:04.122
10	52.504	+0.372	10:42:56.626
11	52.479	+0.347	10:43:49.105

(318) Bastien Krapoth			
Lap	Lap Tm	Diff	Time of Day
1	1:01.717	+9.348	10:35:00.401
2	53.951	+1.582	10:35:54.352
3	52.667	+0.298	10:36:47.019
4	53.189	+0.820	10:37:40.208
5	52.369		10:38:32.577
6	52.888	+0.519	10:39:25.465
7	54.088	+1.719	10:40:19.553
8	52.580	+0.211	10:41:12.133
9	52.900	+0.531	10:42:05.033
10	52.569	+0.200	10:42:57.602
11	52.685	+0.316	10:43:50.287

(270) Frederik Hove Sorensen			
Lap	Lap Tm	Diff	Time of Day
1	1:01.802	+9.606	10:35:00.909
2	55.549	+3.353	10:35:56.458
3	53.979	+1.783	10:36:50.437
4	52.875	+0.679	10:37:43.312
5	52.610	+0.414	10:38:35.922
6	52.530	+0.334	10:39:28.452
7	52.654	+0.458	10:40:21.106
8	52.196		10:41:13.302
9	52.376	+0.180	10:42:05.678
10	52.206	+0.010	10:42:57.884
11	52.563	+0.367	10:43:50.447

(240) Sandro Lukovic			
Lap	Lap Tm	Diff	Time of Day
1	1:17.267	+25.658	10:35:14.242
2	52.694	+1.085	10:36:06.936
3	52.148	+0.539	10:36:59.084
4	52.045	+0.436	10:37:51.129

Timekeeping Ingrid and Meik Wagner:

Clerk of the course Nigel Edwards:

Steward (Chairman) Olivier Stevely:

Chief Scrutineer Paul Klaassen:

www.mylaps.com

Licensed to: Motorsport Events



ROTAX Euro Challenge Wackersdorf/Germany

Rotax Seniors

Wackersdorf 1,275 Km

RACE 7 Qualifying Heat 3 A-C

2011-05-28 13:20


Race (11 Laps) started at 13:22:27

Pos	No.	Name	Nat.	Chassis	Race Team	Laps	Total Tm	Diff	Best Tm	In Lap	km/h	Points
1	202	Edward Brand	GBR	Tonykart	Strawberry Racing	11	9:30.583		51.152	10	89,733	0
2	305	Shaun Slavin	GBR	Alonso	Dan Holland Racing	11	9:30.686	0.103	51.402	3	89,296	2
3	211	Ross Wylie	GBR	Alonso	Dan Holland Racing	11	9:30.737	0.154	51.482	6	89,157	3
4	312	Ben Cooper	GBR	Birel	Kalman Motorsport	11	9:31.824	1.241	51.227	9	89,601	4
5	215	Karol Dabski	POL	Intrepid	Uniq Racing	11	9:31.914	1.331	51.373	3	89,347	5
6	299	John Norris	IRL	Mach 1	Mach 1 Motorsport	11	9:32.643	2.060	51.306	9	89,463	6
7	209	Ferenc Kancsar	AUT	Intrepid	Intrepid Force Rotax	11	9:33.270	2.687	51.083	10	89,854	7
8	314	Jack Hawksworth	GBR	Gillard	Protrain Racing	11	9:33.739	3.156	51.297	10	89,479	8
9	236	Ludvig Morin	SWE	Kosmic	Sodakart SE	11	9:33.794	3.211	51.243	10	89,573	9
10	207	Berry Torenvliet	NED	Tonykart	Strawberry Racing	11	9:33.804	3.221	51.523	4	89,086	10
11	213	Steven Hees	GER	CRG	CRG Holland	11	9:36.417	5.834	51.651	10	88,866	11
12	244	Christian Sorensen	DEN	First Kart	First Kart s.r.l	11	9:39.454	8.871	51.609	6	88,938	12
13	242	Jules Cousin	FRA	FA Kart	DSS Kart	11	9:39.888	9.305	51.378	9	89,338	13
14	219	Andreas Backman	SWE	Tonykart	Strawberry Racing	11	9:40.683	10.100	51.346	10	89,394	14
15	205	James Greenway	GBR	Gillard	Protrain Racing	11	9:41.127	10.544	51.586	11	88,978	15
16	235	Jonas Fors	SWE	Tonykart	Sodakart SE	11	9:43.129	12.546	51.720	10	88,747	16
17	247	Ramon Rietveld	NED	Gillard	VZ Racing	11	9:43.242	12.659	51.737	10	88,718	17
18	292	Jose Pedro Faria	POR	Intrepid	OZ Racing Team	11	9:43.309	12.726	51.397	10	89,305	18
19	222	Nicolai Nielsen	DEN	Tonykart	RS Competition	11	9:43.715	13.132	51.504	11	89,119	19
20	240	Sandro Lukovic	AUT	Birel	Kalman Motorsport	11	9:43.962	13.379	51.826	5	88,566	20
21	225	Alex Engblom	SWE	Tonykart	Sodakart	11	9:44.136	13.553	51.620	11	88,919	21
22	321	Danny Siemensma	NED	Tonykart	Hugo Motorsport	11	9:44.502	13.919	51.753	11	88,691	22
23	226	Aavo Talvar	EST	Intrepid	Team TKP Intrepid	11	9:45.297	14.714	51.203	10	89,643	23
24	216	Niki Laa	AUT	Birel	Kalman Motorsport	11	9:45.553	14.970	51.751	6	88,694	24
25	297	Stanislav Burmistrov	RUS	PDB	DFK by Antwerp Karting	11	9:47.655	17.072	51.948	10	88,358	25
26	238	Katerina Zurkova	CZE	MS Kart	MS Kart Racing Team	11	9:48.450	17.867	51.957	3	88,342	26
27	227	Evangelos Gavalas	GRE	Birel	Kalman Motorsport	11	9:48.699	18.116	51.728	10	88,733	27
28	221	Vladislav Kurakin	RUS	MS Kart	MS Kart Racing Team	11	9:49.020	18.437	51.913	10	88,417	28
29	270	Frederik Hove Sorensen	DEN	Bremer	Hove Racing	11	9:50.154	19.571	52.143	11	88,027	29
30	294	Jacob Kallestrup	DEN	Bremer Kart	RBR Kart Team	11	9:50.918	20.335	52.096	11	88,107	30
31	286	Julian Kleinwort	GER	M-Tec	Kartschmie.de	11	9:51.171	20.588	52.003	6	88,264	31
32	319	Martin Andersen	DEN	Kosmic	PB Kart Race	5	4:30.985	6 Laps	52.053	2	88,179	32
Not classified												
DQ	282	Aleksander Bosak	POL	Alonso	Dan Holland Racing	11	9:51.949	DQ	51.932	10	88,385	37
DQ	237	Bas de Laat	NED	Gillard	VZ Racing	4	3:37.165	DQ	52.749	2	87,016	37
DNS	288	Ivana Pavelkova	CZE	Intrepid	Probolus Kart Racing			DNS		0	-	36

Announcements

These results are provisional until the conclusion of any judicial and technical matters
 No. 237 excluded from Heat / reason regaining startposition before red line after mechanical help
 No. 282 excluded from Heat / reason short cutting the track

Margin of Victory	Ø km/h	Best Lap Tm	km/h	Best Lap by
0.103	88,488	51.083	89,854	209 - Ferenc Kancsar

Timekeeping Ingrid and Meik Wagner:  Clerk of the course Nigel Edwards: www.mylaps.com
 Steward (Chairman) Olivier Steveny: Chief Scrutineer Paul Klaassen: Licensed to: Motorsport Events
 Printed: 2011-05-28 13:37:39 posted at: h



ROTAX Euro Challenge Wackersdorf/Germany

Rotax Seniors

Wackersdorf 1,275 Km

RACE 7 Qualifying Heat 3 A-C

2011-05-28 13:20

Race (11 Laps) started at 13:22:27

Lap	Lap Tm	Diff	Time of Day	Lap	Lap Tm	Diff	Time of Day	Lap	Lap Tm	Diff	Time of Day

Timekeeping Ingrid and Meik Wagner:

Clerk of the course Nigel Edwards:

Steward (Chairman) Olivier Steveny:

Chief Scrutineer Paul Klaassen:

www.mylaps.com

Licensed to: Motorsport Events



ROTAX Euro Challenge Wackersdorf/Germany

Rotax Seniors

Wackersdorf 1,275 Km

RACE 8 Qualifying Heat 4 B-D

2011-05-28 13:40

Race (11 Laps) started at 13:42:22

Pos	No.	Name	Nat.	Chassis	Race Team	Laps	Total Tm	Diff	Best Tm	In Lap	km/h	Points
1	254	Kasper H Jensen	DEN	Kosmic	PB Kart Race	11	9:29.286		51.179	5	89,685	0
2	255	Stefan Riener	AUT	Intrepid	Intrepid Force Rotax	11	9:30.288	1.002	51.295	7	89,482	2
3	304	Charlie Eastwood	GBR	Kosmic	Paul Carr Racing	11	9:32.008	2.722	51.150	7	89,736	3
4	239	Jiri Forman	CZE	MS Kart	MS Kart Racing Team	11	9:33.322	4.036	51.330	7	89,421	4
5	208	Antoine Barthon	FRA	FA Kart	Dan Holland Racing	11	9:33.496	4.210	51.270	7	89,526	5
6	249	Sean Babington	GBR	Alonso	Dan Holland Racing	11	9:33.793	4.507	51.241	7	89,577	6
7	287	Kevin Kemmling	GER	M-Tec	Kartschmie.de	11	9:34.399	5.113	51.458	7	89,199	7
8	293	Roy Curfs	BEL	Tonykart	Hugo Motorsport	11	9:35.526	6.240	51.549	10	89,041	8
9	203	Mats Van Den Brand	NED	Intrepid	Intrepid Force Rotax	11	9:36.109	6.823	51.389	10	89,319	9
10	300	Stefan Locsmandi	AUT	Kosmic	Paul Carr Racing	11	9:36.491	7.205	51.059	9	89,896	10
11	214	Barrie Pullinger	GBR	Tonykart	Strawberry Racing	11	9:37.124	7.838	51.445	9	89,221	11
12	273	Glen Van Droogenbroeck	BEL	Kosmic	Inkartad	11	9:40.186	10.900	51.539	6	89,059	12
13	241	Michael Cool	BEL	Tonykart	Bouvin Power	11	9:40.905	11.619	51.277	9	89,514	13
14	307	Maximilian Gunkel	GER	Intrepid	VPD Team Germany	11	9:41.552	12.266	51.634	6	88,895	14
15	232	Harry Drysdale	GBR	Tonykart	HD Racing	11	9:42.224	12.938	51.684	9	88,809	15
16	284	Artur Janosz	POL	Intrepid	Uniq Racing	11	9:42.460	13.174	51.428	4	89,251	16
17	315	Christian Hillenbrand	GER	Wildkart	Wildkart Racing Team	11	9:43.091	13.805	51.885	5	88,465	17
18	204	Tom Fawcett	GBR	Birel	Kalman Motorsport	11	9:43.206	13.920	51.492	10	89,140	18
19	253	Niklas Dall Knudsen	DEN	Kosmic	PB Kart Race	11	9:44.036	14.750	51.476	10	89,168	19
20	281	Julian Wagner	AUT	Praga	M Tec Racing	11	9:45.897	16.611	51.561	9	89,021	20
21	230	David Agerstig	SWE	Sodi	Nivo Karting	11	9:46.358	17.072	51.947	5	88,359	21
22	313	Erik Stillman	SWE	Sodi	Wallberg Motorsport	11	9:46.896	17.610	51.663	10	88,845	22
23	217	Benjamin Karlog	DEN	FA Kart	Team Karlog	11	9:46.969	17.683	51.662	5	88,847	23
24	308	Nicki Petersen	DEN	Kosmic	PB Kart Race	11	9:47.381	18.095	51.551	8	89,038	24
25	264	Jenny Wurster	AUT	Intrepid	WM Kart	11	9:47.762	18.476	51.756	10	88,685	25
26	271	Nico Klasen	GER	Tonykart	Hugo Motorsport	11	9:48.014	18.728	51.549	8	89,041	26
27	320	Tom Kuhn	GER	Intrepid	Kuhn Racing	11	9:48.274	18.988	51.371	11	89,350	27
28	311	Stephen Tyldsley	GBR	Gillard	Armored UK	11	9:51.724	22.438	52.545	8	87,354	28
29	318	Bastien Krapoth	GER	Zanardi	Matis Motorsport	11	9:53.421	24.135	52.395	4	87,604	29
30	228	Sandor Jakob	SVK	Birel	Kalman Motorsport	11	9:59.761	30.475	52.757	6	87,003	30
31	265	Christopher Friedrich	GER	Tonykart	JLC Racing	6	5:17.457	5 Laps	51.423	5	89,260	31
32	289	Thomas Benisri	FRA	Tonykart		6	5:17.589	5 Laps	51.362	4	89,366	32
33	218	Kelly Zondervan	NED	Tonykart	Strawberry Racing		0.596	11 Laps		0	-	33
34	269	Stephane Kox	NED	Tonykart	Team Kombikart		1.286	11 Laps		0	-	34

Announcements

These results are provisional until the conclusion of any judicial and technical matters

Started: 34 Classified: 34 Not classified: 0

Margin of Victory	Ø km/h	Best Lap Tm	km/h	Best Lap by
1.002	88,690	51.059	89,896	300 - Stefan Locsmandi

Official Timing www.motorsport-events.se / www.camp-company.de

Orbits

Timekeeping Ingrid and Meik Wagner:

Clerk of the course Nigel Edwards:

www.mylaps.com

Steward (Chairman) Olivier Steveny:

Chief Scrutineer Paul Klaassen:

Licensed to: Motorsport Events

Printed: 2011-05-28 13:53:08

posted at:

h



ROTAX Euro Challenge Wackersdorf/Germany

Rotax Seniors

Wackersdorf 1,275 Km

RACE 8 Qualifying Heat 4 B-D

2011-05-28 13:40

Race (11 Laps) started at 13:42:22

Table with 4 columns: Lap, Lap Tm, Diff, Time of Day. Driver: (254) Kasper H Jensen.

Table with 4 columns: Lap, Lap Tm, Diff, Time of Day. Driver: (255) Stefan Riener.

Table with 4 columns: Lap, Lap Tm, Diff, Time of Day. Driver: (304) Charlie Eastwood.

Table with 4 columns: Lap, Lap Tm, Diff, Time of Day. Driver: (239) Jiri Forman.

Table with 4 columns: Lap, Lap Tm, Diff, Time of Day. Driver: (208) Antoine Barthon.

Table with 4 columns: Lap, Lap Tm, Diff, Time of Day. Driver: (249) Sean Babington.

Table with 4 columns: Lap, Lap Tm, Diff, Time of Day. Driver: (287) Kevin Kemmling.

Table with 4 columns: Lap, Lap Tm, Diff, Time of Day. Driver: (293) Roy Curfs.

Table with 4 columns: Lap, Lap Tm, Diff, Time of Day. Driver: (203) Mats Van Den Brand.

Table with 4 columns: Lap, Lap Tm, Diff, Time of Day. Driver: (300) Stefan Locsmandi.

Table with 4 columns: Lap, Lap Tm, Diff, Time of Day. Driver: (214) Barrie Pullinger.

Table with 4 columns: Lap, Lap Tm, Diff, Time of Day. Driver: (273) Glen Van Droogenbroeck.

Table with 4 columns: Lap, Lap Tm, Diff, Time of Day. Driver: (241) Michael Cool.

Table with 4 columns: Lap, Lap Tm, Diff, Time of Day. Driver: (307) Maximilian Gunkel.

Table with 4 columns: Lap, Lap Tm, Diff, Time of Day. Driver: (232) Harry Drysdale.

Table with 4 columns: Lap, Lap Tm, Diff, Time of Day. Driver: (284) Artur Janosz.



ROTAX Euro Challenge Wackersdorf/Germany

Rotax Seniors

Wackersdorf 1,275 Km

RACE 8 Qualifying Heat 4 B-D

2011-05-28 13:40

Race (11 Laps) started at 13:42:22

Lap	Lap Tm	Diff	Time of Day
2	53.256	+1.828	13:44:13.323
3	52.833	+1.405	13:45:06.156
4	51.428		13:45:57.584
5	51.793	+0.365	13:46:49.377
6	51.831	+0.403	13:47:41.208
7	53.098	+1.670	13:48:34.306
8	52.558	+1.130	13:49:26.864
9	52.110	+0.682	13:50:18.974
10	52.432	+1.004	13:51:11.406
11	53.919	+2.491	13:52:05.325

(315) Christian Hillenbrand

1	55.935	+4.050	13:43:19.850
2	53.073	+1.188	13:44:12.923
3	53.991	+2.106	13:45:06.914
4	53.584	+1.699	13:46:00.498
5	51.885		13:46:52.383
6	52.304	+0.419	13:47:44.687
7	52.833	+0.948	13:48:37.520
8	52.209	+0.324	13:49:29.729
9	51.989	+0.104	13:50:21.718
10	52.225	+0.340	13:51:13.943
11	52.013	+0.128	13:52:05.956

(204) Tom Fawcett

1	1:01.021	+9.529	13:43:24.667
2	52.191	+0.699	13:44:16.858
3	52.533	+1.041	13:45:09.391
4	53.004	+1.512	13:46:02.395
5	52.832	+1.340	13:46:55.227
6	52.225	+0.733	13:47:47.452
7	52.214	+0.722	13:48:39.666
8	51.574	+0.082	13:49:31.240
9	51.793	+0.301	13:50:23.033
10	51.492		13:51:14.525
11	51.546	+0.054	13:52:06.071

(253) Niklas Dall Knudsen

1	1:03.327	+11.851	13:43:26.858
2	53.398	+1.922	13:44:20.256
3	51.640	+0.164	13:45:11.896
4	52.009	+0.533	13:46:03.905
5	52.044	+0.568	13:46:55.949
6	52.053	+0.577	13:47:48.002
7	52.856	+1.380	13:48:40.858
8	51.522	+0.046	13:49:32.380
9	51.510	+0.034	13:50:23.890
10	51.476		13:51:15.366
11	51.535	+0.059	13:52:06.901

(281) Julian Wagner

1	1:05.300	+13.739	13:43:29.070
2	51.990	+0.429	13:44:21.060
3	51.675	+0.114	13:45:12.735
4	52.144	+0.583	13:46:04.879
5	52.502	+0.941	13:46:57.381
6	51.706	+0.145	13:47:49.087
7	52.184	+0.623	13:48:41.271
8	51.812	+0.251	13:49:33.083
9	51.561		13:50:24.644
10	51.644	+0.083	13:51:16.288
11	52.474	+0.913	13:52:08.762

(230) David Agerstig

1	58.300	+6.353	13:43:23.611
2	52.569	+0.622	13:44:16.180

Lap	Lap Tm	Diff	Time of Day
3	52.443	+0.496	13:45:08.623
4	52.657	+0.710	13:46:01.280
5	51.947		13:46:53.227
6	52.573	+0.626	13:47:45.800
7	52.860	+0.913	13:48:38.660
8	52.201	+0.254	13:49:30.861
9	52.550	+0.603	13:50:23.411
10	52.716	+0.769	13:51:16.127
11	53.096	+1.149	13:52:09.223

(313) Erik Stillman

1	1:01.036	+9.373	13:43:25.384
2	52.449	+0.786	13:44:17.833
3	52.413	+0.750	13:45:10.246
4	52.646	+0.983	13:46:02.892
5	52.265	+0.602	13:46:55.157
6	51.880	+0.217	13:47:47.037
7	53.605	+1.942	13:48:40.642
8	52.136	+0.473	13:49:32.778
9	52.895	+1.232	13:50:25.673
10	51.663		13:51:17.336
11	52.425	+0.762	13:52:09.761

(217) Benjamin Karlog

1	1:01.946	+10.284	13:43:26.559
2	52.760	+1.098	13:44:19.319
3	52.058	+0.396	13:45:11.377
4	52.368	+0.706	13:46:03.745
5	51.662		13:46:55.407
6	52.903	+1.241	13:47:48.310
7	52.774	+1.112	13:48:41.084
8	52.263	+0.601	13:49:33.347
9	52.134	+0.472	13:50:25.481
10	52.017	+0.355	13:51:17.498
11	52.336	+0.674	13:52:09.834

(308) Nicki Petersen

1	1:01.849	+10.298	13:43:26.823
2	54.098	+2.547	13:44:20.921
3	51.639	+0.088	13:45:12.560
4	52.803	+1.252	13:46:05.363
5	53.898	+2.347	13:46:59.261
6	52.268	+0.717	13:47:51.529
7	51.799	+0.248	13:48:43.328
8	51.551		13:49:34.879
9	51.649	+0.098	13:50:26.528
10	51.565	+0.014	13:51:18.093
11	52.153	+0.602	13:52:10.246

(264) Jenny Wurster

1	56.870	+5.114	13:43:20.767
2	54.186	+2.430	13:44:14.953
3	52.446	+0.690	13:45:07.399
4	55.236	+3.480	13:46:02.635
5	52.454	+0.698	13:46:55.089
6	52.219	+0.463	13:47:47.308
7	54.340	+2.584	13:48:41.648
8	51.933	+0.177	13:49:33.581
9	52.425	+0.669	13:50:26.006
10	51.756		13:51:17.762
11	52.865	+1.109	13:52:10.627

(271) Nico Klasen

1	1:01.753	+10.204	13:43:25.143
2	52.098	+0.549	13:44:17.241
3	53.084	+1.535	13:45:10.325

Lap	Lap Tm	Diff	Time of Day
4	54.736	+3.187	13:46:05.061
5	52.827	+1.278	13:46:57.888
6	52.153	+0.604	13:47:50.041
7	52.179	+0.630	13:48:42.220
8	51.549		13:49:33.769
9	52.392	+0.843	13:50:26.161
10	52.271	+0.722	13:51:18.432
11	52.447	+0.898	13:52:10.879

(320) Tom Kuhn

1	1:02.149	+10.778	13:43:28.019
2	52.474	+1.103	13:44:20.493
3	51.823	+0.452	13:45:12.316
4	52.907	+1.536	13:46:05.223
5	52.646	+2.583	13:46:59.177
6	52.581	+1.210	13:47:51.758
7	53.450	+2.079	13:48:45.208
8	51.452	+0.081	13:49:36.660
9	51.479	+0.108	13:50:28.139
10	51.629	+0.258	13:51:19.768
11	51.371		13:52:11.139

(311) Stephen Tyldsley

1	57.554	+5.009	13:43:22.611
2	53.451	+0.906	13:44:16.062
3	54.380	+1.835	13:45:10.442
4	54.209	+1.664	13:46:04.651
5	53.105	+0.560	13:46:57.756
6	52.872	+0.327	13:47:50.628
7	52.648	+0.103	13:48:43.276
8	52.545		13:49:35.821
9	52.894	+0.349	13:50:28.715
10	52.545		13:51:21.260
11	53.329	+0.784	13:52:14.589

(318) Bastien Krapoth

1	1:01.168	+8.773	13:43:26.482
2	54.396	+2.001	13:44:20.878
3	52.837	+0.442	13:45:13.715
4	52.395		13:46:06.110
5	52.997	+0.602	13:46:59.107
6	53.337	+0.942	13:47:52.444
7	53.486	+1.091	13:48:45.930
8	52.505	+0.110	13:49:38.435
9	52.667	+0.272	13:50:31.102
10	52.628	+0.233	13:51:23.730
11	52.556	+0.161	13:52:16.286

(228) Sandor Jakab

1	1:07.457	+14.700	13:43:31.957
2	54.110	+1.353	13:44:26.067
3	52.880	+0.123	13:45:18.947
4	53.204	+0.447	13:46:12.151
5	52.922	+0.165	13:47:05.073
6	52.757		13:47:57.830
7	52.810	+0.053	13:48:50.640
8	52.778	+0.021	13:49:43.418
9	52.934	+0.177	13:50:36.352
10	52.941	+0.184	13:51:29.293
11	53.333	+0.576	13:52:22.626

(265) Christopher Friedrich

1	55.548	+4.125	13:43:18.807
2	53.901	+2.478	13:44:12.708
3	52.536	+1.113	13:45:05.244
4	51.926	+0.503	13:45:57.170

Timekeeping Ingrid and Meik Wagner:

Clerk of the course Nigel Edwards:

www.mylaps.com

Steward (Chairman) Olivier Stevny:

Chief Scrutineer Paul Klaassen:

Licensed to: Motorsport Events



ROTAX Euro Challenge Wackersdorf/Germany

Rotax Seniors

Wackersdorf 1,275 Km

RACE 8 Qualifying Heat 4 B-D

2011-05-28 13:40

Race (11 Laps) started at 13:42:22

Lap	Lap Tm	Diff	Time of Day
5	51.423		13:46:48.593
6	51.729	+0.306	13:47:40.322

(289) Thomas Benisri

1	56.465	+5.103	13:43:19.715
2	53.457	+2.095	13:44:13.172
3	52.859	+1.497	13:45:06.031
4	51.362		13:45:57.393
5	51.537	+0.175	13:46:48.930
6	51.524	+0.162	13:47:40.454

Lap	Lap Tm	Diff	Time of Day
-----	--------	------	-------------

Lap	Lap Tm	Diff	Time of Day
-----	--------	------	-------------



ROTAX Euro Challenge Wackersdorf/Germany

Rotax Seniors

Wackersdorf 1,275 Km

RACE 13 Qualifying Heat 5 A-D

2011-05-28 15:50


Race (11 Laps) started at 15:52:24

Pos	No.	Name	Nat.	Chassis	Race Team	Laps	Total Tm	Diff	Best Tm	In Lap	km/h	Points
1	202	Edward Brand	GBR	Tonykart	Strawberry Racing	11	9:31.464		51.289	8	89,493	0
2	300	Stefan Locsmandi	AUT	Kosmic	Paul Carr Racing	11	9:31.697	0.233	51.206	8	89,638	2
3	305	Shaun Slavin	GBR	Alonso	Dan Holland Racing	11	9:31.813	0.349	51.185	9	89,675	3
4	254	Kasper H Jensen	DEN	Kosmic	PB Kart Race	11	9:32.210	0.746	51.030	9	89,947	4
5	215	Karol Dabski	POL	Intrepid	Uniq Racing	11	9:32.827	1.363	51.283	8	89,503	5
6	211	Ross Wylie	GBR	Alonso	Dan Holland Racing	11	9:33.045	1.581	51.214	9	89,624	6
7	299	John Norris	IRL	Mach 1	Mach 1 Motorsport	11	9:33.776	2.312	51.339	7	89,406	7
8	304	Charlie Eastwood	GBR	Kosmic	Paul Carr Racing	11	9:33.888	2.424	51.108	8	89,810	8
9	249	Sean Babington	GBR	Alonso	Dan Holland Racing	11	9:34.492	3.028	51.114	8	89,799	9
10	207	Berry Torenvliet	NED	Tonykart	Strawberry Racing	11	9:34.569	3.105	51.353	10	89,381	10
11	289	Thomas Benisri	FRA	Tonykart		11	9:36.911	5.447	51.298	8	89,477	11
12	253	Niklas Dall Knudsen	DEN	Kosmic	PB Kart Race	11	9:38.102	6.638	51.132	9	89,768	12
13	226	Aavo Talvar	EST	Intrepid	Team TKP Intrepid	11	9:38.908	7.444	51.238	6	89,582	13
14	236	Ludvig Morin	SWE	Kosmic	Sodakart SE	11	9:38.992	7.528	51.474	8	89,171	14
15	232	Harry Drysdale	GBR	Tonykart	HD Racing	11	9:39.914	8.450	51.838	9	88,545	15
16	205	James Greenway	GBR	Gillard	Protrain Racing	11	9:40.849	9.385	51.306	9	89,463	16
17	287	Kevin Kemmling	GER	M-Tec	Kartschmie.de	11	9:41.021	9.557	51.538	7	89,060	17
18	247	Ramon Rietveld	NED	Gillard	VZ Racing	11	9:45.502	14.038	51.625	7	88,910	18
19	219	Andreas Backman	SWE	Tonykart	Strawberry Racing	11	9:45.762	14.298	51.266	8	89,533	19
20	313	Erik Stillman	SWE	Sodi	Wallberg Motorsport	11	9:46.009	14.545	51.880	7	88,473	20
21	225	Alex Engblom	SWE	Tonykart	Sodakart	11	9:46.543	15.079	51.692	10	88,795	21
22	238	Katerina Zurkova	CZE	MS Kart	MS Kart Racing Team	11	9:46.691	15.227	51.563	8	89,017	22
23	204	Tom Fawcett	GBR	Birel	Kalman Motorsport	11	9:47.369	15.905	51.297	9	89,479	23
24	269	Stephane Kox	NED	Tonykart	Team Kombikart	11	9:47.819	16.355	51.652	9	88,864	24
25	235	Jonas Fors	SWE	Tonykart	Sodakart SE	11	9:48.417	16.953	51.785	6	88,636	25
26	217	Benjamin Karlog	DEN	FA Kart	Team Karlog	11	9:51.298	19.834	51.673	7	88,828	26
27	307	Maximilian Gunkel	GER	Intrepid	VPD Team Germany	11	9:52.275	20.811	51.788	7	88,631	27
28	318	Bastien Krapoth	GER	Zanardi	Matis Motorsport	11	9:52.737	21.273	52.158	9	88,002	28
29	315	Christian Hillenbrand	GER	Wildkart	Wildkart Racing Team	11	9:54.292	22.828	51.620	8	88,919	29
30	284	Artur Janosz	POL	Intrepid	Uniq Racing	11	9:58.900	27.436	52.231	10	87,879	30
31	216	Niki Laa	AUT	Birel	Kalman Motorsport	4	3:45.991	7 Laps	54.019	3	84,970	31
32	282	Aleksander Bosak	POL	Alonso	Dan Holland Racing	3	3:07.461	8 Laps	53.978	2	85,035	32
33	273	Glen Van Droogenbroeck	BEL	Kosmic	Inkartad	2	1:55.203	9 Laps	54.223	2	84,650	33
34	286	Julian Kleinwort	GER	M-Tec	Kartschmie.de	2	1:56.601	9 Laps	54.937	2	83,550	34
Not classified												
DNS	288	Ivana Pavelkova	CZE	Intrepid	Probolus Kart Racing			DNS		0	-	36

Announcements

These results are provisional until the conclusion of any judicial and technical matters
 Started: 34 Classified: 34 Not classified:0

Margin of Victory	Ø km/h	Best Lap Tm	km/h	Best Lap by
0.233	88,352	51.030	89,947	254 - Kasper H Jensen

Timekeeping Ingrid and Meik Wagner:  Clerk of the course Nigel Edwards: www.mylaps.com
 Steward (Chairman) Olivier Steveny: Chief Scrutineer Paul Klaassen: Licensed to: Motorsport Events
 Printed: 2011-05-28 16:03:10 posted at: h



ROTAX Euro Challenge Wackersdorf/Germany

Rotax Seniors

Wackersdorf 1,275 Km

RACE 13 Qualifying Heat 5 A-D

2011-05-28 15:50

Race (11 Laps) started at 15:52:24

Lap	Lap Tm	Diff	Time of Day
(202) Edward Brand			
1	53.271	+1.982	15:53:17.400
2	52.520	+1.231	15:54:09.920
3	52.274	+0.985	15:55:02.194
4	52.088	+0.799	15:55:54.282
5	51.830	+0.541	15:56:46.112
6	51.783	+0.494	15:57:37.895
7	51.707	+0.418	15:58:29.602
8	51.289		15:59:20.891
9	51.296	+0.007	16:00:12.187
10	51.405	+0.116	16:01:03.592
11	51.976	+0.687	16:01:55.568

(300) Stefan Locsmandi			
1	53.787	+2.581	15:53:17.975
2	52.194	+0.988	15:54:10.169
3	51.825	+0.619	15:55:01.994
4	51.903	+0.697	15:55:53.897
5	53.803	+2.597	15:56:47.700
6	51.365	+0.159	15:57:39.065
7	51.257	+0.051	15:58:30.322
8	51.206		15:59:21.528
9	51.326	+0.120	16:00:12.854
10	51.376	+0.170	16:01:04.230
11	51.571	+0.365	16:01:55.801

(305) Shaun Slavin			
1	54.123	+2.938	15:53:18.411
2	52.215	+1.030	15:54:10.626
3	51.745	+0.560	15:55:02.371
4	51.765	+0.580	15:55:54.136
5	51.897	+0.712	15:56:46.033
6	52.018	+0.833	15:57:38.051
7	51.448	+0.263	15:58:29.499
8	51.261	+0.076	15:59:20.760
9	51.185		16:00:11.945
10	51.496	+0.311	16:01:03.441
11	52.476	+1.291	16:01:55.917

(254) Kasper H Jensen			
1	56.666	+5.636	15:53:20.770
2	52.574	+1.544	15:54:13.344
3	51.953	+0.923	15:55:05.297
4	51.505	+0.475	15:55:56.802
5	51.788	+0.758	15:56:48.590
6	51.544	+0.514	15:57:40.134
7	51.167	+0.137	15:58:31.301
8	51.050	+0.020	15:59:22.351
9	51.030		16:00:13.381
10	51.719	+0.689	16:01:05.100
11	51.214	+0.184	16:01:56.314

(215) Karol Dabski			
1	54.567	+3.284	15:53:19.008
2	52.020	+0.737	15:54:11.028
3	51.672	+0.389	15:55:02.700
4	51.876	+0.593	15:55:54.576
5	51.918	+0.635	15:56:46.494
6	51.708	+0.425	15:57:38.202
7	51.752	+0.469	15:58:29.954
8	51.283		15:59:21.237
9	51.452	+0.169	16:00:12.689
10	52.603	+1.320	16:01:05.292
11	51.639	+0.356	16:01:56.931

(211) Ross Wylie			
1	55.671	+4.457	15:53:20.034
2	52.238	+1.024	15:54:12.272
3	51.678	+0.464	15:55:03.950
4	51.877	+0.663	15:55:55.827
5	52.627	+1.413	15:56:48.454
6	52.073	+0.859	15:57:40.527
7	51.331	+0.117	15:58:31.858
8	51.364	+0.150	15:59:23.222
9	51.214		16:00:14.436
10	51.383	+0.169	16:01:05.819
11	51.330	+0.116	16:01:57.149

(299) John Norris			
1	55.291	+3.952	15:53:19.819
2	52.716	+1.377	15:54:12.535
3	51.721	+0.382	15:55:04.256
4	51.768	+0.429	15:55:56.024
5	52.649	+1.310	15:56:48.673
6	51.749	+0.410	15:57:40.422
7	51.339		15:58:31.761
8	51.345	+0.006	15:59:23.106
9	51.723	+0.384	16:00:14.829
10	51.425	+0.086	16:01:06.254
11	51.626	+0.287	16:01:57.880

(304) Charlie Eastwood			
1	56.532	+5.424	15:53:20.875
2	53.370	+2.262	15:54:14.245
3	52.608	+1.500	15:55:06.853
4	51.994	+0.886	15:55:58.847
5	51.641	+0.533	15:56:50.488
6	51.511	+0.403	15:57:41.999
7	51.137	+0.029	15:58:33.136
8	51.108		15:59:24.244
9	51.347	+0.239	16:00:15.591
10	51.159	+0.051	16:01:06.750
11	51.242	+0.134	16:01:57.992

(249) Sean Babington			
1	56.206	+5.092	15:53:20.470
2	52.784	+1.670	15:54:13.254
3	52.377	+1.263	15:55:05.631
4	52.066	+0.952	15:55:57.697
5	51.681	+0.567	15:56:49.378
6	51.814	+0.700	15:57:41.192
7	51.336	+0.222	15:58:32.528
8	51.114		15:59:23.642
9	51.373	+0.259	16:00:15.015
10	51.443	+0.329	16:01:06.458
11	52.138	+1.024	16:01:58.596

(207) Berry Torenvliet			
1	56.038	+4.685	15:53:20.250
2	52.797	+1.444	15:54:13.047
3	52.743	+1.390	15:55:05.790
4	51.745	+0.392	15:55:57.535
5	51.582	+0.229	15:56:49.117
6	52.140	+0.787	15:57:41.257
7	51.379	+0.026	15:58:32.636
8	51.384	+0.031	15:59:24.020
9	51.777	+0.424	16:00:15.797
10	51.353		16:01:07.150
11	51.523	+0.170	16:01:58.673

(289) Thomas Benisri			
-----------------------------	--	--	--

(253) Niklas Dall Knudsen			
1	56.095	+4.797	15:53:20.597
2	52.889	+1.591	15:54:13.486
3	53.226	+1.928	15:55:06.712
4	53.208	+1.910	15:55:59.920
5	52.256	+0.958	15:56:52.176
6	51.843	+0.545	15:57:44.019
7	51.466	+0.168	15:58:35.485
8	51.298		15:59:26.783
9	51.440	+0.142	16:00:18.223
10	51.391	+0.093	16:01:09.614
11	51.401	+0.103	16:02:01.015

(226) Aavo Talvar			
1	57.956	+6.824	15:53:22.690
2	53.513	+2.381	15:54:16.203
3	51.850	+0.718	15:55:08.053
4	52.517	+1.385	15:56:00.570
5	52.685	+1.553	15:56:53.255
6	51.677	+0.545	15:57:44.932
7	51.321	+0.189	15:58:36.253
8	51.483	+0.351	15:59:27.736
9	51.132		16:00:18.868
10	51.659	+0.527	16:01:10.527
11	51.679	+0.547	16:02:02.206

(226) Aavo Talvar			
1	57.689	+6.451	15:53:22.801
2	53.468	+2.230	15:54:16.269
3	52.241	+1.003	15:55:08.510
4	52.030	+0.792	15:56:00.540
5	54.016	+2.778	15:56:54.556
6	51.238		15:57:45.794
7	51.255	+0.017	15:58:37.049
8	51.320	+0.082	15:59:28.369
9	51.445	+0.207	16:00:19.814
10	51.280	+0.042	16:01:11.094
11	51.918	+0.680	16:02:03.012

(236) Ludvig Morin			
1	56.883	+5.409	15:53:21.667
2	52.748	+1.274	15:54:14.415
3	52.360	+0.886	15:55:06.775
4	52.471	+0.997	15:55:59.246
5	52.789	+1.315	15:56:52.035
6	52.124	+0.650	15:57:44.159
7	51.623	+0.149	15:58:35.782
8	51.474		15:59:27.256
9	51.495	+0.021	16:00:18.751
10	52.021	+0.547	16:01:10.772
11	52.324	+0.850	16:02:03.096

(232) Harry Drysdale			
1	57.128	+5.290	15:53:22.295
2	52.442	+0.604	15:54:14.737
3	52.411	+0.573	15:55:07.148
4	52.258	+0.420	15:55:59.406
5	52.398	+0.560	15:56:51.804
6	52.146	+0.308	15:57:43.950
7	52.223	+0.385	15:58:36.173
8	52.124	+0.286	15:59:28.297
9	51.838		16:00:20.135
10	51.941	+0.103	16:01:12.076
11	51.942	+0.104	16:02:04.018

(205) James Greenway			
1	57.887	+6.581	15:53:23.334



ROTAX Euro Challenge Wackersdorf/Germany

Rotax Seniors

Wackersdorf 1,275 Km

RACE 13 Qualifying Heat 5 A-D

2011-05-28 15:50

Race (11 Laps) started at 15:52:24

Lap	Lap Tm	Diff	Time of Day
2	53.331	+2.025	15:54:16.665
3	54.538	+3.232	15:55:11.203
4	52.146	+0.840	15:56:03.349
5	51.813	+0.507	15:56:55.162
6	51.330	+0.024	15:57:46.492
7	51.449	+0.143	15:58:37.941
8	51.497	+0.191	15:59:29.438
9	51.306		16:00:20.744
10	52.047	+0.741	16:01:12.791
11	52.162	+0.856	16:02:04.953

(287) Kevin Kemmling

1	56.788	+5.250	15:53:21.221
2	52.958	+1.420	15:54:14.179
3	53.210	+1.672	15:55:07.389
4	53.179	+1.641	15:56:00.568
5	53.022	+1.484	15:56:53.590
6	51.794	+0.256	15:57:45.384
7	51.538		15:58:36.922
8	51.867	+0.329	15:59:28.789
9	51.642	+0.104	16:00:20.431
10	52.633	+1.095	16:01:13.064
11	52.061	+0.523	16:02:05.125

(247) Ramon Rietveld

1	59.077	+7.452	15:53:24.659
2	52.972	+1.347	15:54:17.631
3	54.073	+2.448	15:55:11.704
4	52.358	+0.733	15:56:04.062
5	52.298	+0.673	15:56:56.360
6	52.238	+0.613	15:57:48.598
7	51.625		15:58:40.223
8	51.647	+0.022	15:59:31.870
9	52.253	+0.628	16:00:24.123
10	53.196	+1.571	16:01:17.319
11	52.287	+0.662	16:02:09.606

(219) Andreas Backman

1	59.709	+8.443	15:53:24.897
2	54.215	+2.949	15:54:19.112
3	54.216	+2.950	15:55:13.328
4	53.060	+1.794	15:56:06.388
5	51.662	+0.396	15:56:58.050
6	51.515	+0.249	15:57:49.565
7	52.457	+1.191	15:58:42.022
8	51.266		15:59:33.288
9	51.403	+0.137	16:00:24.691
10	53.327	+2.061	16:01:18.018
11	51.848	+0.582	16:02:09.866

(313) Erik Stillman

1	58.513	+6.633	15:53:23.967
2	53.202	+1.322	15:54:17.169
3	53.770	+1.890	15:55:10.939
4	52.587	+0.707	15:56:03.526
5	52.410	+0.530	15:56:55.936
6	52.233	+0.353	15:57:48.169
7	51.880		15:58:40.049
8	51.993	+0.113	15:59:32.042
9	52.357	+0.477	16:00:24.399
10	52.742	+0.862	16:01:17.141
11	52.972	+1.092	16:02:10.113

(225) Alex Engblom

1	57.910	+6.218	15:53:23.589
2	54.322	+2.630	15:54:17.911

Lap	Lap Tm	Diff	Time of Day
3	56.100	+4.408	15:55:14.011
4	52.455	+0.763	15:56:06.466
5	52.543	+0.851	15:56:59.009
6	51.800	+0.108	15:57:50.809
7	51.780	+0.088	15:58:42.589
8	52.360	+0.668	15:59:34.949
9	51.727	+0.035	16:00:26.676
10	51.692		16:01:18.368
11	52.279	+0.587	16:02:10.647

(238) Katerina Zurkova

1	57.864	+6.301	15:53:23.166
2	53.701	+2.138	15:54:16.867
3	56.119	+4.556	15:55:12.986
4	52.041	+0.478	15:56:05.027
5	51.864	+0.301	15:56:56.891
6	52.178	+0.615	15:57:49.069
7	52.077	+0.514	15:58:41.146
8	51.563		15:59:32.709
9	51.811	+0.248	16:00:24.520
10	53.669	+2.106	16:01:18.189
11	52.606	+1.043	16:02:10.795

(204) Tom Fawcett

1	1:00.990	+9.693	15:53:25.855
2	54.263	+2.966	15:54:20.118
3	54.562	+3.265	15:55:14.680
4	53.585	+2.288	15:56:08.265
5	52.136	+0.839	15:57:00.401
6	51.805	+0.508	15:57:52.206
7	51.632	+0.335	15:58:43.838
8	51.974	+0.677	15:59:35.812
9	51.297		16:00:27.109
10	52.215	+0.918	16:01:19.324
11	52.149	+0.852	16:02:11.473

(269) Stephane Kox

1	58.845	+7.193	15:53:24.137
2	53.249	+1.597	15:54:17.386
3	54.454	+2.802	15:55:11.840
4	52.406	+0.754	15:56:04.246
5	51.949	+0.297	15:56:56.195
6	52.671	+1.019	15:57:48.866
7	53.590	+1.938	15:58:42.456
8	53.678	+2.026	15:59:36.134
9	51.652		16:00:27.786
10	51.869	+0.217	16:01:19.655
11	52.268	+0.616	16:02:11.923

(235) Jonas Fors

1	59.194	+7.409	15:53:24.994
2	53.114	+1.329	15:54:18.108
3	55.622	+3.837	15:55:13.730
4	52.886	+1.101	15:56:06.616
5	52.105	+0.320	15:56:58.721
6	51.785		15:57:50.506
7	52.021	+0.236	15:58:42.527
8	52.671	+0.886	15:59:35.198
9	51.817	+0.032	16:00:27.015
10	52.549	+0.764	16:01:19.564
11	52.957	+1.172	16:02:12.521

(217) Benjamin Karlog

1	59.861	+8.188	15:53:25.426
2	55.017	+3.344	15:54:20.443
3	54.544	+2.871	15:55:14.987

Lap	Lap Tm	Diff	Time of Day
4	53.636	+1.963	15:56:08.623
5	52.317	+0.644	15:57:00.940
6	52.031	+0.358	15:57:52.971
7	51.673		15:58:44.644
8	51.811	+0.138	15:59:36.455
9	52.314	+0.641	16:00:28.769
10	54.614	+2.941	16:01:23.383
11	52.019	+0.346	16:02:15.402

(307) Maximilian Gunkel

1	1:00.794	+9.006	15:53:25.697
2	55.162	+3.374	15:54:20.859
3	57.751	+5.963	15:55:18.610
4	52.546	+0.758	15:56:11.156
5	52.266	+0.478	15:57:03.422
6	52.015	+0.227	15:57:55.437
7	51.788		15:58:47.225
8	51.981	+0.193	15:59:39.206
9	52.233	+0.445	16:00:31.439
10	52.815	+1.027	16:01:24.254
11	52.125	+0.337	16:02:16.379

(318) Bastien Krapoth

1	1:00.230	+8.072	15:53:26.022
2	55.106	+2.948	15:54:21.128
3	55.532	+3.374	15:55:16.660
4	53.094	+0.936	15:56:09.754
5	52.873	+0.715	15:57:02.627
6	52.634	+0.476	15:57:55.261
7	52.566	+0.408	15:58:47.827
8	52.217	+0.059	15:59:40.044
9	52.158		16:00:32.202
10	52.362	+0.204	16:01:24.564
11	52.277	+0.119	16:02:16.841

(315) Christian Hillenbrand

1	58.103	+6.483	15:53:23.100
2	53.438	+1.818	15:54:16.538
3	56.459	+4.839	15:55:12.997
4	55.439	+3.819	15:56:08.436
5	52.942	+1.322	15:57:01.378
6	51.825	+0.205	15:57:53.203
7	51.721	+0.101	15:58:44.924
8	51.620		15:59:36.544
9	51.991	+0.371	16:00:28.535
10	57.708	+6.088	16:01:26.243
11	52.153	+0.533	16:02:18.396

(284) Artur Janosz

1	57.926	+5.695	15:53:22.556
2	53.406	+1.175	15:54:15.962
3	1:05.279	+13.048	15:55:21.241
4	52.863	+0.632	15:56:14.104
5	52.724	+0.493	15:57:06.828
6	52.360	+0.129	15:57:59.188
7	52.420	+0.189	15:58:51.608
8	54.326	+2.095	15:59:45.934
9	52.392	+0.161	16:00:38.326
10	52.231		16:01:30.557
11	52.447	+0.216	16:02:23.004

(216) Niki Laa

1	59.717	+5.698	15:53:26.125
2	55.083	+1.064	15:54:21.208
3	54.019		15:55:15.227
4	54.868	+0.849	15:56:10.095

Timekeeping Ingrid and Meik Wagner:

Clerk of the course Nigel Edwards:

www.mylaps.com

Steward (Chairman) Olivier Steveny:

Chief Scrutineer Paul Klaassen:

Licensed to: Motorsport Events



ROTAX Euro Challenge Wackersdorf/Germany

Rotax Seniors

Wackersdorf 1,275 Km

RACE 13 Qualifying Heat 5 A-D

2011-05-28 15:50

Race (11 Laps) started at 15:52:24

Lap	Lap Tm	Diff	Time of Day
(282) Aleksander Bosak			
1	59.634	+5.656	15:53:25.660
2	53.978		15:54:19.638
3	1:11.927	+17.949	15:55:31.565
(273) Glen Van Droogenbroeck			
1	59.405	+5.182	15:53:25.084
2	54.223		15:54:19.307
(286) Julian Kleinwort			
1	59.529	+4.592	15:53:25.768
2	54.937		15:54:20.705

Lap	Lap Tm	Diff	Time of Day
-----	--------	------	-------------

Lap	Lap Tm	Diff	Time of Day
-----	--------	------	-------------

Timekeeping Ingrid and Meik Wagner:

Clerk of the course Nigel Edwards:

Steward (Chairman) Olivier Steveny:

Chief Scrutineer Paul Klaassen:

www.mylaps.com

Printed: 2011-05-28 16:02:46

posted at:

h

Licensed to: Motorsport Events



ROTAX Euro Challenge Wackersdorf/Germany

Rotax Seniors

Wackersdorf 1,275 Km

RACE 14 Qualifying Heat 6 B-C

2011-05-28 16:10


Race (11 Laps) started at 16:12:16

Pos	No.	Name	Nat.	Chassis	Race Team	Laps	Total Tm	Diff	Best Tm	In Lap	km/h	Points
1	255	Stefan Riener	AUT	Intrepid	Intrepid Force Rotax	11	9:29.114		51.298	6	89,477	0
2	208	Antoine Barthon	FRA	FA Kart	Dan Holland Racing	11	9:30.498	1.384	51.053	11	89,907	2
3	312	Ben Cooper	GBR	Birel	Kalman Motorsport	11	9:30.997	1.883	51.119	7	89,790	3
4	209	Ferenc Kancsar	AUT	Intrepid	Intrepid Force Rotax	11	9:34.052	4.938	51.121	6	89,787	4
5	314	Jack Hawksworth	GBR	Gillard	Protrain Racing	11	9:35.212	6.098	51.446	4	89,220	5
6	203	Mats Van Den Brand	NED	Intrepid	Intrepid Force Rotax	11	9:35.232	6.118	51.300	6	89,474	6
7	292	Jose Pedro Faria	POR	Intrepid	OZ Racing Team	11	9:35.381	6.267	51.374	5	89,345	7
8	293	Roy Curfs	BEL	Tonykart	Hugo Motorsport	11	9:35.464	6.350	51.438	7	89,234	8
9	213	Steven Hees	GER	CRG	CRG Holland	11	9:36.129	7.015	51.547	6	89,045	9
10	241	Michael Cool	BEL	Tonykart	Bouvin Power	11	9:36.293	7.179	51.462	8	89,192	10
11	242	Jules Cousin	FRA	FA Kart	DSS Kart	11	9:36.494	7.380	51.336	10	89,411	11
12	281	Julian Wagner	AUT	Praga	M Tec Racing	11	9:37.330	8.216	51.552	9	89,036	12
13	237	Bas de Laat	NED	Gillard	VZ Racing	11	9:39.128	10.014	51.340	7	89,404	13
14	244	Christian Sorensen	DEN	First Kart	First Kart s.r.l	11	9:40.206	11.092	51.317	7	89,444	14
15	240	Sandro Lukovic	AUT	Birel	Kalman Motorsport	11	9:41.226	12.112	51.598	5	88,957	15
16	214	Barrie Pullinger	GBR	Tonykart	Strawberry Racing	11	9:41.406	12.292	51.494	7	89,137	16
17	227	Evangelos Gavalas	GRE	Birel	Kalman Motorsport	11	9:43.486	14.372	51.731	6	88,728	17
18	239	Jiri Forman	CZE	MS Kart	MS Kart Racing Team	11	9:43.890	14.776	51.376	5	89,341	18
19	297	Stanislav Burmistrov	RUS	PDB	DFK by Antwerp Karting	11	9:44.108	14.994	51.610	5	88,936	19
20	271	Nico Klases	GER	Tonykart	Hugo Motorsport	11	9:44.909	15.795	51.540	5	89,057	20
21	308	Nicki Petersen	DEN	Kosmic	PB Kart Race	11	9:45.024	15.910	51.668	4	88,836	21
22	319	Martin Andersen	DEN	Kosmic	PB Kart Race	11	9:47.980	18.866	51.655	4	88,859	22
23	222	Nicolai Nielsen	DEN	Tonykart	RS Competition	11	9:48.268	19.154	52.032	4	88,215	23
24	321	Danny Siemensma	NED	Tonykart	Hugo Motorsport	11	9:48.380	19.266	51.871	10	88,489	24
25	218	Kelly Zondervan	NED	Tonykart	Strawberry Racing	11	9:49.469	20.355	51.536	10	89,064	25
26	230	David Agerstig	SWE	Sodi	Nivo Karting	11	9:49.862	20.748	51.889	7	88,458	26
27	264	Jenny Wurster	AUT	Intrepid	WM Kart	11	9:50.442	21.328	51.925	7	88,397	27
28	294	Jacob Kallestrup	DEN	Bremer Kart	RBR Kart Team	11	9:50.710	21.596	52.013	7	88,247	28
29	221	Vladislav Kurakin	RUS	MS Kart	MS Kart Racing Team	11	9:51.846	22.732	51.684	7	88,809	29
30	311	Stephen Tyldsley	GBR	Gillard	Armored UK	11	9:54.812	25.698	52.254	7	87,840	30
31	270	Frederik Hove Sorensen	DEN	Bremer	Hove Racing	10	9:44.771	1 Lap	52.203	5	87,926	31
32	265	Christopher Friedrich	GER	Tonykart	JLC Racing	1	55.453	10 Laps	55.081	1	83,332	32
33	228	Sandor Jakab	SVK	Birel	Kalman Motorsport	1	59.333	10 Laps	57.531	1	79,783	33
34	320	Tom Kuhn	GER	Intrepid	Kuhn Racing	1	1:02.215	10 Laps	59.820	1	76,730	34

Announcements

These results are provisional until the conclusion of any judicial and technical matters
 Started: 34 Classified: 34 Not classified:0

Margin of Victory	Ø km/h	Best Lap Tm	km/h	Best Lap by
1.384	88,717	51.053	89,907	208 - Antoine Barthon

Timekeeping Ingrid and Meik Wagner:  Clerk of the course Nigel Edwards: www.mylaps.com
 Steward (Chairman) Olivier Steveny: Chief Scrutineer Paul Klaassen: Licensed to: Motorsport Events
 Printed: 2011-05-28 16:24:19 posted at: h



ROTAX Euro Challenge Wackersdorf/Germany

Rotax Seniors

Wackersdorf 1,275 Km

RACE 14 Qualifying Heat 6 B-C

2011-05-28 16:10

Race (11 Laps) started at 16:12:16

Lap	Lap Tm	Diff	Time of Day
(255) Stefan Riener			
1	52.647	+1.349	16:13:09.505
2	52.297	+0.999	16:14:01.802
3	52.167	+0.869	16:14:53.969
4	51.696	+0.398	16:15:45.665
5	51.573	+0.275	16:16:37.238
6	51.298		16:17:28.536
7	51.315	+0.017	16:18:19.851
8	51.403	+0.105	16:19:11.254
9	51.579	+0.281	16:20:02.833
10	51.565	+0.267	16:20:54.398
11	51.496	+0.198	16:21:45.894

(208) Antoine Barthon			
1	52.983	+1.930	16:13:09.915
2	52.715	+1.662	16:14:02.630
3	52.251	+1.198	16:14:54.881
4	51.745	+0.692	16:15:46.626
5	51.372	+0.319	16:16:37.998
6	52.396	+1.343	16:17:30.394
7	51.115	+0.062	16:18:21.509
8	51.962	+0.909	16:19:13.471
9	51.467	+0.414	16:20:04.938
10	51.287	+0.234	16:20:56.225
11	51.053		16:21:47.278

(312) Ben Cooper			
1	54.656	+3.537	16:13:11.781
2	52.103	+0.984	16:14:03.884
3	51.820	+0.701	16:14:55.704
4	51.466	+0.347	16:15:47.170
5	51.370	+0.251	16:16:38.540
6	52.130	+1.011	16:17:30.670
7	51.119		16:18:21.789
8	52.038	+0.919	16:19:13.827
9	51.370	+0.251	16:20:05.197
10	51.385	+0.266	16:20:56.582
11	51.195	+0.076	16:21:47.777

(209) Ferenc Kancsar			
1	55.011	+3.890	16:13:11.905
2	53.485	+2.364	16:14:05.390
3	51.753	+0.632	16:14:57.143
4	52.218	+1.097	16:15:49.361
5	51.427	+0.306	16:16:40.788
6	51.121		16:17:31.909
7	51.157	+0.036	16:18:23.066
8	52.855	+1.734	16:19:15.921
9	51.444	+0.323	16:20:07.365
10	51.642	+0.521	16:20:59.007
11	51.825	+0.704	16:21:50.832

(314) Jack Hawksworth			
1	53.695	+2.249	16:13:10.738
2	52.123	+0.677	16:14:02.861
3	52.647	+1.201	16:14:55.508
4	51.446		16:15:46.954
5	51.665	+0.219	16:16:38.619
6	52.436	+0.990	16:17:31.055
7	51.841	+0.395	16:18:22.896
8	53.107	+1.661	16:19:16.003
9	51.647	+0.201	16:20:07.650
10	51.508	+0.062	16:20:59.158
11	52.834	+1.388	16:21:51.992

Lap	Lap Tm	Diff	Time of Day
(203) Mats Van Den Brand			
1	55.317	+4.017	16:13:12.687
2	53.061	+1.761	16:14:05.748
3	51.684	+0.384	16:14:57.432
4	52.047	+0.747	16:15:49.479
5	51.651	+0.351	16:16:41.130
6	51.300		16:17:32.430
7	51.528	+0.228	16:18:23.958
8	51.899	+0.599	16:19:15.857
9	52.067	+0.767	16:20:07.924
10	51.530	+0.230	16:20:59.454
11	52.558	+1.258	16:21:52.012

(292) Jose Pedro Faria			
1	54.162	+2.788	16:13:11.131
2	52.120	+0.746	16:14:03.251
3	52.189	+0.815	16:14:55.440
4	52.197	+0.823	16:15:47.637
5	51.374		16:16:39.011
6	51.936	+0.562	16:17:30.947
7	52.053	+0.679	16:18:23.000
8	52.512	+1.138	16:19:15.512
9	51.660	+0.286	16:20:07.172
10	51.765	+0.391	16:20:58.937
11	53.224	+1.850	16:21:52.161

(293) Roy Curfs			
1	55.351	+3.913	16:13:12.356
2	53.811	+2.373	16:14:06.167
3	52.153	+0.715	16:14:58.320
4	51.967	+0.529	16:15:50.287
5	51.794	+0.356	16:16:42.081
6	51.492	+0.054	16:17:33.573
7	51.438		16:18:25.011
8	51.684	+0.246	16:19:16.695
9	51.583	+0.145	16:20:08.278
10	51.717	+0.279	16:20:59.995
11	52.249	+0.811	16:21:52.244

(213) Steven Hees			
1	54.975	+3.428	16:13:12.424
2	53.395	+1.848	16:14:05.819
3	52.382	+0.835	16:14:58.201
4	51.772	+0.225	16:15:49.973
5	52.406	+0.859	16:16:42.379
6	51.547		16:17:33.926
7	51.762	+0.215	16:18:25.688
8	51.679	+0.132	16:19:17.367
9	51.659	+0.112	16:20:09.026
10	51.656	+0.109	16:21:00.682
11	52.227	+0.680	16:21:52.909

(241) Michael Cool			
1	54.370	+2.908	16:13:12.782
2	53.309	+1.847	16:14:06.091
3	51.893	+0.431	16:14:57.984
4	51.698	+0.236	16:15:49.682
5	53.561	+2.099	16:16:43.243
6	51.551	+0.089	16:17:34.794
7	51.464	+0.002	16:18:26.258
8	51.462		16:19:17.720
9	51.564	+0.102	16:20:09.284
10	51.604	+0.142	16:21:00.888
11	52.185	+0.723	16:21:53.073

(242) Jules Cousin			
1	55.009	+3.515	16:13:12.090

(281) Julian Wagner			
1	57.738	+6.402	16:13:15.114
2	53.946	+2.610	16:14:09.060
3	51.647	+0.311	16:15:00.707
4	51.542	+0.206	16:15:52.249
5	51.528	+0.192	16:16:43.777
6	51.643	+0.307	16:17:35.420
7	51.725	+0.389	16:18:27.145
8	51.525	+0.189	16:19:18.670
9	51.386	+0.050	16:20:10.056
10	51.336		16:21:01.392
11	51.882	+0.546	16:21:53.274

(237) Bas de Laet			
1	56.366	+4.814	16:13:13.919
2	53.821	+2.269	16:14:07.740
3	52.109	+0.557	16:14:59.849
4	51.770	+0.218	16:15:51.619
5	51.924	+0.372	16:16:43.543
6	51.586	+0.034	16:17:35.129
7	52.218	+0.666	16:18:27.347
8	51.702	+0.150	16:19:19.049
9	51.552		16:20:10.601
10	51.792	+0.240	16:21:02.393
11	51.717	+0.165	16:21:54.110

(232) Christian Sorensen			
1	59.321	+8.004	16:13:17.685
2	53.805	+2.488	16:14:11.490
3	51.772	+0.455	16:15:03.262
4	51.630	+0.313	16:15:54.892
5	51.344	+0.027	16:16:46.236
6	51.448	+0.131	16:17:37.684
7	51.317		16:18:29.001
8	51.823	+0.506	16:19:20.824
9	52.865	+1.548	16:20:13.689
10	51.626	+0.309	16:21:05.315
11	51.671	+0.354	16:21:56.986

(240) Sandro Lukovic			
1	57.431	+5.833	16:13:14.630
2	55.065	+3.467	16:14:09.695
3	52.019	+0.421	16:15:01.714
4	51.672	+0.074	16:15:53.386
5	51.598		16:16:44.984
6	51.730	+0.132	16:17:36.714
7	51.649	+0.051	16:18:28.363
8	52.550	+0.952	16:19:20.913
9	53.061	+1.463	16:20:13.974
10	51.824	+0.226	16:21:05.798
11	52.208	+0.610	16:21:58.006

(244) Barrie Pullinger			
1	55.009	+3.515	16:13:12.090





ROTAX Euro Challenge Wackersdorf/Germany

Rotax Seniors

Wackersdorf 1,275 Km

RACE 14 Qualifying Heat 6 B-C

2011-05-28 16:10

Race (11 Laps) started at 16:12:16

Lap	Lap Tm	Diff	Time of Day
2	52.890	+1.396	16:14:04.980
3	51.986	+0.492	16:14:56.966
4	52.048	+0.554	16:15:49.014
5	54.598	+3.104	16:16:43.612
6	52.494	+1.000	16:17:36.106
7	51.494		16:18:27.600
8	52.949	+1.455	16:19:20.549
9	52.709	+1.215	16:20:13.258
10	51.963	+0.469	16:21:05.221
11	52.965	+1.471	16:21:58.186

(227) Evangelos Gavalas

1	57.586	+5.855	16:13:17.059
2	53.929	+2.198	16:14:10.988
3	52.021	+0.290	16:15:03.009
4	52.169	+0.438	16:15:55.178
5	51.755	+0.024	16:16:46.933
6	51.731		16:17:38.664
7	52.057	+0.326	16:18:30.721
8	51.917	+0.186	16:19:22.638
9	52.037	+0.306	16:20:14.675
10	52.039	+0.308	16:21:06.714
11	53.552	+1.821	16:22:00.266

(239) Jiri Forman

1	53.020	+1.644	16:13:09.800
2	52.908	+1.532	16:14:02.708
3	51.970	+0.594	16:14:54.678
4	51.770	+0.394	16:15:46.448
5	51.376		16:16:37.824
6	51.987	+0.611	16:17:29.811
7	51.489	+0.113	16:18:21.300
8	1:01.780	+10.404	16:19:23.080
9	52.143	+0.767	16:20:15.223
10	51.655	+0.279	16:21:06.878
11	53.792	+2.416	16:22:00.670

(297) Stanislav Burmistrov

1	57.731	+6.121	16:13:16.406
2	54.210	+2.600	16:14:10.616
3	51.923	+0.313	16:15:02.539
4	51.630	+0.020	16:15:54.169
5	51.610		16:16:45.779
6	51.722	+0.112	16:17:37.501
7	52.517	+0.907	16:18:30.018
8	52.274	+0.664	16:19:22.292
9	52.052	+0.442	16:20:14.344
10	52.221	+0.611	16:21:06.565
11	54.323	+2.713	16:22:00.888

(271) Nico Klasen

1	55.372	+3.832	16:13:12.606
2	57.702	+6.162	16:14:10.308
3	51.739	+0.199	16:15:02.047
4	51.726	+0.186	16:15:53.773
5	51.540		16:16:45.313
6	52.588	+1.048	16:17:37.901
7	52.953	+1.413	16:18:30.854
8	51.979	+0.439	16:19:22.833
9	52.552	+1.012	16:20:15.385
10	51.919	+0.379	16:21:07.304
11	54.385	+2.845	16:22:01.689

(308) Nicki Petersen

1	58.813	+7.145	16:13:17.731
2	53.950	+2.282	16:14:11.681

Lap	Lap Tm	Diff	Time of Day
3	52.883	+1.215	16:15:04.564
4	51.668		16:15:56.232
5	53.060	+1.392	16:16:49.292
6	51.951	+0.283	16:17:41.243
7	52.627	+0.959	16:18:33.870
8	52.069	+0.401	16:19:25.939
9	51.978	+0.310	16:20:17.917
10	51.669	+0.001	16:21:09.586
11	52.218	+0.550	16:22:01.804

(319) Martin Andersen

1	1:01.125	+9.470	16:13:18.868
2	54.212	+2.557	16:14:13.080
3	52.066	+0.411	16:15:05.146
4	51.655		16:15:56.801
5	52.348	+0.693	16:16:49.149
6	52.345	+0.690	16:17:41.494
7	52.302	+0.647	16:18:33.796
8	54.454	+2.799	16:19:28.250
9	52.238	+0.583	16:20:20.488
10	51.901	+0.246	16:21:12.389
11	52.371	+0.716	16:22:04.760

(222) Nicolai Nielsen

1	57.483	+5.451	16:13:15.327
2	55.910	+3.878	16:14:11.237
3	52.693	+0.661	16:15:03.930
4	52.032		16:15:55.962
5	52.674	+0.642	16:16:48.636
6	52.388	+0.356	16:17:41.024
7	53.315	+1.283	16:18:34.339
8	52.797	+0.765	16:19:27.136
9	53.641	+1.609	16:20:20.777
10	52.053	+0.021	16:21:12.830
11	52.218	+0.186	16:22:05.048

(321) Danny Siemensma

1	56.335	+4.464	16:13:15.248
2	57.901	+6.030	16:14:13.149
3	52.463	+0.592	16:15:05.612
4	51.925	+0.054	16:15:57.537
5	51.906	+0.035	16:16:49.443
6	52.165	+0.294	16:17:41.608
7	52.502	+0.631	16:18:34.110
8	53.048	+1.177	16:19:27.158
9	52.828	+0.957	16:20:19.986
10	51.871		16:21:11.857
11	53.303	+1.432	16:22:05.160

(218) Kelly Zondervan

1	1:00.654	+9.118	16:13:17.954
2	57.449	+5.913	16:14:15.403
3	52.067	+0.531	16:15:07.470
4	53.307	+1.771	16:16:00.777
5	53.292	+1.756	16:16:54.069
6	51.854	+0.318	16:17:45.923
7	51.710	+0.174	16:18:37.633
8	52.231	+0.695	16:19:29.864
9	52.043	+0.507	16:20:21.907
10	51.536		16:21:13.443
11	52.806	+1.270	16:22:06.249

(230) David Agerstig

1	59.472	+7.583	16:13:18.545
2	54.890	+3.001	16:14:13.435
3	53.009	+1.120	16:15:06.444

Lap	Lap Tm	Diff	Time of Day
4	52.302	+0.413	16:15:58.746
5	52.244	+0.355	16:16:50.990
6	52.187	+0.298	16:17:43.177
7	51.889		16:18:35.066
8	52.304	+0.415	16:19:27.370
9	53.222	+1.333	16:20:20.592
10	52.516	+0.627	16:21:13.108
11	53.534	+1.645	16:22:06.642

(264) Jenny Wurster

1	56.342	+4.417	16:13:14.040
2	1:03.360	+11.435	16:14:17.400
3	52.261	+0.336	16:15:09.661
4	52.298	+0.373	16:16:01.959
5	52.394	+0.469	16:16:54.353
6	52.196	+0.271	16:17:46.549
7	51.925		16:18:38.474
8	52.066	+0.141	16:19:30.540
9	51.939	+0.014	16:20:22.479
10	52.037	+0.112	16:21:14.516
11	52.706	+0.781	16:22:07.222

(294) Jacob Kallestrup

1	59.410	+7.397	16:13:19.091
2	54.438	+2.425	16:14:13.529
3	53.512	+1.499	16:15:07.041
4	52.706	+0.693	16:15:59.747
5	52.151	+0.138	16:16:51.898
6	52.074	+0.061	16:17:43.972
7	52.013		16:18:35.985
8	53.726	+1.713	16:19:29.711
9	52.515	+0.502	16:20:22.226
10	52.201	+0.188	16:21:14.427
11	53.063	+1.050	16:22:07.490

(221) Vladislav Kurakin

1	57.943	+6.259	16:13:17.264
2	56.553	+4.869	16:14:13.817
3	53.369	+1.685	16:15:07.186
4	53.155	+1.471	16:16:00.341
5	52.288	+0.604	16:16:52.629
6	51.789	+0.105	16:17:44.418
7	51.684		16:18:36.102
8	55.949	+4.265	16:19:32.051
9	52.301	+0.617	16:20:24.352
10	52.044	+0.360	16:21:16.396
11	52.230	+0.546	16:22:08.626

(311) Stephen Tyldsley

1	59.778	+7.524	16:13:18.790
2	54.948	+2.694	16:14:13.738
3	53.663	+1.409	16:15:07.401
4	52.677	+0.423	16:16:00.078
5	53.900	+1.646	16:16:53.978
6	52.968	+0.714	16:17:46.946
7	52.254		16:18:39.200
8	52.642	+0.388	16:19:31.842
9	53.564	+1.310	16:20:25.406
10	52.626	+0.372	16:21:18.032
11	53.560	+1.306	16:22:11.592

(270) Frederik Hove Sorensen

1	53.394	+1.191	16:13:25.016
2	53.251	+1.048	16:14:18.267
3	52.536	+0.333	16:15:10.803
4	52.737	+0.534	16:16:03.540

Timekeeping Ingrid and Meik Wagner:

Clerk of the course Nigel Edwards:

www.mylaps.com

Steward (Chairman) Olivier Steveny:

Chief Scrutineer Paul Klaassen:

Licensed to: Motorsport Events



ROTAX Euro Challenge Wackersdorf/Germany

Rotax Seniors

Wackersdorf 1,275 Km

RACE 14 Qualifying Heat 6 B-C

2011-05-28 16:10

Race (11 Laps) started at 16:12:16

Lap	Lap Tm	Diff	Time of Day
5	52.203		16:16:55.743
6	52.277	+0.074	16:17:48.020
7	52.239	+0.036	16:18:40.259
8	52.381	+0.178	16:19:32.640
9	1:35.050	+42.847	16:21:07.690
10	53.861	+1.658	16:22:01.551

(265) Christopher Friedrich			
1	55.081		16:13:12.233

(228) Sandor Jakab			
1	57.531		16:13:16.113

(320) Tom Kuhn			
1	59.820		16:13:18.995

Lap	Lap Tm	Diff	Time of Day
-----	--------	------	-------------

Lap	Lap Tm	Diff	Time of Day
-----	--------	------	-------------

Timekeeping Ingrid and Meik Wagner:



Clerk of the course Nigel Edwards:

Steward (Chairman) Olivier Steveny:

Chief Scrutineer Paul Klaassen:

www.mylaps.com

Licensed to: Motorsport Events



Rotax Max Euro Challenge 2011

Rotax Max Seniors

Wackersdorf / Germany

Ranking after Heats

Pos.	No.	Firstname	Lastname	Nat.	Chassis	Race Team	QP	Points	Diff.	A-B	C-D	A-C	B-D	A-D	B-C
1	202	Edward	Brand	GBR	Tonykart	Strawberry Racing	1	0		0	--	0	--	0	--
2	254	Kasper H	Jensen	DEN	Kosmic	PB Kart Race	4	6	-6	--	2	--	0	4	--
3	305	Shaun	Slavin	GBR	Alonso	Dan Holland Racing	9	7	-7	2	--	2	--	3	--
4	312	Ben	Cooper	GBR	Birel	Kalman Motorsport	15	10	-10	--	3	4	--	--	3
5	300	Stefan	Locsmandi	AUT	Kosmic	Paul Carr Racing	8	12	-12	--	0	--	10	2	--
6	211	Ross	Wylie	GBR	Alonso	Dan Holland Racing	13	12	-12	3	--	3	--	6	--
7	255	Stefan	Riener	AUT	Intrepid	Intrepid Force Rotax	6	14	-14	12	--	--	2	--	0
8	209	Ferenc	Kancsar	AUT	Intrepid	Intrepid Force Rotax	3	15	-15	--	4	7	--	--	4
9	215	Karol	Dabski	POL	Intrepid	Uniq Racing	17	16	-16	6	--	5	--	5	--
10	208	Antoine	Barthon	FRA	FA Kart	Dan Holland Racing	10	18	-18	11	--	--	5	--	2
11	314	Jack	Hawksworth	GBR	Gillard	Protrain Racing	11	20	-20	--	7	8	--	--	5
12	249	Sean	Babington	GBR	Alonso	Dan Holland Racing	12	20	-20	--	5	--	6	9	--
13	207	Berry	Torenvliet	NED	Tonykart	Strawberry Racing	5	25	-25	5	--	10	--	10	--
14	239	Jiri	Forman	CZE	MS Kart	MS Kart Racing Team	2	26	-26	4	--	--	4	--	18
15	203	Mats	Van Den Brand	NED	Intrepid	Intrepid Force Rotax	34	28	-28	13	--	--	9	--	6
16	236	Ludvig	Morin	SWE	Kosmic	Sodakart SE	25	30	-30	7	--	9	--	14	--
17	292	Jose	Pedro Faria	POR	Intrepid	QZ Racing Team	7	31	-31	--	6	18	--	--	7
18	287	Kevin	Kemmling	GER	M-Tec	Kartschmie.de	20	33	-33	--	9	--	7	17	--
19	304	Charlie	Eastwood	GBR	Kosmic	Paul Carr Racing	16	34	-34	--	23	--	3	8	--
20	214	Barrie	Pullinger	GBR	Tonykart	Strawberry Racing	18	35	-35	8	--	--	11	--	16
21	213	Steven	Hees	GER	CRG	CRG Holland	27	35	-35	--	15	11	--	--	9
22	253	Niklas	Dall Knudsen	DEN	Kosmic	PB Kart Race	32	41	-41	--	10	--	19	12	--
23	244	Christian	Sorensen	DEN	First Kart	First Kart s.r.l	43	43	-43	--	17	12	--	--	14
24	232	Harry	Drysdale	GBR	Tonykart	HD Racing	48	43	-43	--	13	--	15	15	--
25	293	Roy	Curfs	BEL	Tonykart	Hugo Motorsport	14	46	-46	30	--	--	8	--	8
26	226	Aavo	Talvar	EST	Intrepid	Team TKP Intrepid	29	46	-46	10	--	23	--	13	--
27	299	John	Norris	IRL	Mach 1	Mach 1 Motorsport	21	47	-47	34	--	6	--	7	--
28	281	Julian	Wagner	AUT	Praga	M Tec Racing	38	47	-47	15	--	--	20	--	12
Position 1 -28 qualified for Prefinal															
29	222	Nicolai	Nielsen	DEN	Tonykart	RS Competition	35	50	-50	--	8	19	--	--	23
30	242	Jules	Cousin	FRA	FA Kart	DSS Kart	23	51	-51	--	27	13	--	--	11
31	247	Ramon	Rietveld	NED	Gillard	VZ Racing	45	51	-51	16	--	17	--	18	--
32	241	Michael	Cool	BEL	Tonykart	Bouvin Power	46	52	-52	29	--	--	13	--	10
33	289	Thomas	Benisri	FRA	Tonykart		24	55	-55	--	12	--	32	11	--
34	313	Erik	Stillman	SWE	Sodi	Wallberg Motorsport	56	56	-56	--	14	--	22	20	--
35	307	Maximilian	Gunkel	GER	Intrepid	VPD Team Germany	40	57	-57	--	16	--	14	27	--
36	237	Bas	de Laet	NED	Gillard	VZ Racing	39	61	-61	--	11	37	--	--	13
37	205	James	Greenway	GBR	Gillard	Protrain Racing	41	63	-63	32	--	15	--	16	--
38	273	Glen	Van Droogenbroeck	BEL	Kosmic	Inkartad	64	63	-63	--	18	--	12	33	--
39	271	Nico	Klasen	GER	Tonykart	Hugo Motorsport	26	64	-64	18	--	--	26	--	20
40	204	Tom	Fawcett	GBR	Birel	Kalman Motorsport	36	65	-65	--	24	--	18	23	--
41	235	Jonas	Fors	SWE	Tonykart	Sodakart SE	53	65	-65	24	--	16	--	25	--
42	308	Nicki	Petersen	DEN	Kosmic	PB Kart Race	54	65	-65	20	--	--	24	--	21

Announcements:

These results are provisional until the conclusion of any judicial and technical matters

Clerk of the course Nigel Edwards:

Stewards (Chairman) Olivier Stevny:

Timekeeping Ingrid and Meik Wagner:

Scrutineer Paul Klaassen:

Printed: 28-05-2011 17:43

Posted at: h



Rotax Max Euro Challenge 2011

Rotax Max Seniors

Wackersdorf / Germany

Ranking after Heats

Pos.	No.	Firstname	Lastname	Nat.	Chassis	Race Team	QP	Points	Diff.	A-B	C-D	A-C	B-D	A-D	B-C
43	227	Evangelos	Gavalas	GRE	Birel	Kalman Motorsport	59	65	-65	--	21	27	--	--	17
44	240	Sandro	Lukovic	AUT	Birel	Kalman Motorsport	19	66	-66	--	31	20	--	--	15
45	219	Andreas	Backman	SWE	Tonykart	Strawberry Racing	33	66	-66	33	--	14	--	19	--
46	321	Danny	Siemensma	NED	Tonykart	Hugo Motorsport	51	68	-68	--	22	22	--	--	24
47	225	Alex	Engblom	SWE	Tonykart	Sodakart	49	69	-69	27	--	21	--	21	--
48	217	Benjamin	Karlog	DEN	FA Kart	Team Karlog	60	69	-69	--	20	--	23	26	--
49	297	Stanislav	Burmistrov	RUS	PDB	DFK by Antwerp Karting	47	70	-70	--	26	25	--	--	19
50	320	Tom	Kuhn	GER	Intrepid	Kuhn Racing	66	70	-70	9	--	--	27	--	34
51	218	Kelly	Zondervan	NED	Tonykart	Strawberry Racing	30	72	-72	14	--	--	33	--	25
52	230	David	Agerstig	SWE	Sodi	Nivo Karting	62	72	-72	25	--	--	21	--	26
53	216	Niki	Laa	AUT	Birel	Kalman Motorsport	65	72	-72	17	--	24	--	31	--
54	264	Jenny	Wurster	AUT	Intrepid	WM Kart	42	73	-73	21	--	--	25	--	27
55	238	Katerina	Zurkova	CZE	MS Kart	MS Kart Racing Team	37	74	-74	26	--	26	--	22	--
56	269	Stephane	Kox	NED	Tonykart	Team Kombikart	52	77	-77	--	19	--	34	24	--
57	315	Christian	Hillenbrand	GER	Wildkart	Wildkart Racing Team	44	78	-78	--	32	--	17	29	--
58	319	Martin	Andersen	DEN	Kosmic	PB Kart Race	31	79	-79	--	25	32	--	--	22
59	284	Artur	Janosz	POL	Intrepid	Uniq Racing	28	80	-80	--	34	--	16	30	--
60	228	Sandor	Jakab	SVK	Birel	Kalman Motorsport	50	82	-82	19	--	--	30	--	33
61	265	Christophe	Friedrich	GER	Tonykart	JLC Racing	22	85	-85	22	--	--	31	--	32
62	311	Stephen	Tyldsley	GBR	Gillard	Armored UK	58	86	-86	28	--	--	28	--	30
Position 29-62 qualified for Second Chance Heat // From position 63 qualified for Consolation Race															
63	294	Jacob	Kallestrup	DEN	Bremer Kart	RBR Kart Team	67	86	-86	--	28	30	--	--	28
64	318	Bastien	Krapoth	GER	Zanardi	Matis Motorsport	68	86	-86	--	29	--	29	28	--
65	286	Julian	Kleinwort	GER	M-Tec	Kartschmie.de	61	88	-88	23	--	31	--	34	--
66	221	Vladislav	Kurakin	RUS	MS Kart	MS Kart Racing Team	55	90	-90	--	33	28	--	--	29
67	270	Frederik Hc	Sorensen	DEN	Bremer	Hove Racing	63	90	-90	--	30	29	--	--	31
68	288	Ivana	Pavelkova	CZE	Intrepid	Probolus Kart Racing	69	103	-103	31	--	36	--	36	--
69	282	Aleksander	Bosak	POL	Alonso	Dan Holland Racing	57	104	-104	35	--	37	--	32	--

Announcements:

----- These results are provisional until the conclusion of any judicial and technical matters -----

Clerk of the course Nigel Edwards:

Stewards (Chairman) Olivier Steveny:

Timekeeping Ingrid and Meik Wagner:

Scrutineer Paul Klaassen:

Printed: 28-05-2011 17:43

Posted at: h

Rotax Max Euro Challenge 20
 Class: Rotax Max Seniors
 Date/Time: 29-05-2011 10:40

Track: Wackersdorf / Germany
 Heat: Second Chance Heat
 Laps: 11

Edition 1

Christopher Friedrich	265	Points 85 Quali Rank 22	17	Stephen Tyldsley	311	Points 86 Quali Rank 58
	33				34	
Artur Janosz	284	Points 80 Quali Rank 28	16	Sandor Jakab	228	Points 82 Quali Rank 50
	31				32	
Christian Hillenbrand	315	Points 78 Quali Rank 44	15	Martin Andersen	319	Points 79 Quali Rank 31
	29				30	
Katerina Zurkova	238	Points 74 Quali Rank 37	14	Stephane Kox	269	Points 77 Quali Rank 52
	27				28	
Niki Laa	216	Points 72 Quali Rank 65	13	Jenny Wurster	264	Points 73 Quali Rank 42
	25				26	
Kelly Zondervan	218	Points 72 Quali Rank 30	12	David Agerstig	230	Points 72 Quali Rank 62
	23				24	
Stanislav Burmistrov	297	Points 70 Quali Rank 47	11	Tom Kuhn	320	Points 70 Quali Rank 66
	21				22	
Alex Engblom	225	Points 69 Quali Rank 49	10	Benjamin Karlog	217	Points 69 Quali Rank 60
	19				20	
Andreas Backman	219	Points 66 Quali Rank 33	9	Danny Siemensma	321	Points 68 Quali Rank 51
	17				18	
Evangelos Gavalas	227	Points 65 Quali Rank 59	8	Sandro Lukovic	240	Points 66 Quali Rank 19
	15				16	
Jonas Fors	235	Points 65 Quali Rank 53	7	Nicki Petersen	308	Points 65 Quali Rank 54
	13				14	
Nico Klasen	271	Points 64 Quali Rank 26	6	Tom Fawcett	204	Points 65 Quali Rank 36
	11				12	
James Greenway	205	Points 63 Quali Rank 41	5	Glen Van Droogenbro	273	Points 63 Quali Rank 64
	9				10	
Maximilian Gunkel	307	Points 57 Quali Rank 40	4	Bas de Laat	237	Points 61 Quali Rank 39
	7				8	
Thomas Benisri	289	Points 55 Quali Rank 24	3	Erik Stillman	313	Points 56 Quali Rank 56
	5				6	
Ramon Rietveld	247	Points 51 Quali Rank 45	2	Michael Cool	241	Points 52 Quali Rank 46
	3				4	
Nicolai Nielsen	222	Points 50 Quali Rank 35	1	Jules Cousin	242	Points 51 Quali Rank 23
	1				2	

Pole Position

Clerk of the course Nigel Edwards:
 Stewards (Chairman) Olivier Steveny:

Scrutineer Paul Klaassen:
 Timekeeping Ingrid/Meik Wagner:



Rotax Max Euro Challenge 20
 Class: Rotax Max Seniors
 Date/Time: 29-05-2011 11:00


Track: Wackersdorf / Germany
 Heat: Consolation Race
 Laps: 11

Edition 1

Aleksander Bosak	282	Points 104 Quali Rank 57	4			Points Quali Rank x
	7				8	
Frederik Hove Sorensen	270	Points 90 Quali Rank 63	3	Ivana Pavelkova	288	Points 103 Quali Rank 69
	5				6	
Julian Kleinwort	286	Points 88 Quali Rank 61	2	Vladislav Kurakin	221	Points 90 Quali Rank 55
	3				4	
Jacob Kallestrup	294	Points 86 Quali Rank 67	1	Bastien Krapoth	318	Points 86 Quali Rank 68
	1		Row		2	
Pole Position						



Clerk of the course Nigel Edwards:
 Stewards (Chairman) Olivier Steveny:

Scrutineer Paul Klaassen:
 Timekeeping Ingrid/Meik Wagner: 



ROTAX Euro Challenge Wackersdorf/Germany

Rotax Seniors

Wackersdorf 1,275 Km

Warm up qualified 29-62

2011-05-29 09:10

Practice (5:00 Time) started at 9:10:00

Pos	No.	Name	Nat.	Chassis	Race Team	Laps	Best Tm	Diff	Gap In Lap	km/h
1	289	Thomas Benisri	FRA	Tonykart		5	51.538			
2	205	James Greenway	GBR	Gillard	Protrain Racing	5	51.654	0.116	0.116	5 88,860
3	307	Maximilian Gunkel	GER	Intrepid	VPD Team Germany	5	51.708	0.170	0.054	3 88,768
4	237	Bas de Laat	NED	Gillard	VZ Racing	5	51.721	0.183	0.013	3 88,745
5	240	Sandro Lukovic	AUT	Birel	Kalman Motorsport	5	51.722	0.184	0.001	3 88,744
6	228	Sandor Jakab	SVK	Birel	Kalman Motorsport	5	51.735	0.197	0.013	3 88,721
7	265	Christopher Friedrich	GER	Tonykart	JLC Racing	5	51.741	0.203	0.006	3 88,711
8	225	Alex Engblom	SWE	Tonykart	Sodakart	5	51.743	0.205	0.002	5 88,708
9	264	Jenny Wurster	AUT	Intrepid	WM Kart	5	51.758	0.220	0.015	4 88,682
10	235	Jonas Fors	SWE	Tonykart	Sodakart SE	5	51.762	0.224	0.004	5 88,675
11	204	Tom Fawcett	GBR	Birel	Kalman Motorsport	5	51.765	0.227	0.003	3 88,670
12	219	Andreas Backman	SWE	Tonykart	Strawberry Racing	5	51.768	0.230	0.003	3 88,665
13	218	Kelly Zondervan	NED	Tonykart	Strawberry Racing	5	51.769	0.231	0.001	5 88,663
14	319	Martin Andersen	DEN	Kosmic	PB Kart Race	5	51.790	0.252	0.021	5 88,627
15	241	Michael Cool	BEL	Tonykart	Bouvin Power	5	51.806	0.268	0.016	5 88,600
16	247	Ramon Rietveld	NED	Gillard	VZ Racing	5	51.893	0.355	0.087	3 88,451
17	308	Nicki Petersen	DEN	Kosmic	PB Kart Race	5	51.913	0.375	0.020	3 88,417
18	269	Stephane Kox	NED	Tonykart	Team Kombikart	5	51.919	0.381	0.006	3 88,407
19	313	Erik Stillman	SWE	Sodi	Wallberg Motorsport	5	51.921	0.383	0.002	3 88,404
20	297	Stanislav Burmistrov	RUS	PDB	DFK by Antwerp Karting	5	51.933	0.395	0.012	3 88,383
21	242	Jules Cousin	FRA	FA Kart	DSS Kart	5	51.939	0.401	0.006	4 88,373
22	273	Glen Van Droogenbroeck	BEL	Kosmic	Inkartad	5	51.960	0.422	0.021	5 88,337
23	315	Christian Hillenbrand	GER	Wildkart	Wildkart Racing Team	3	51.977	0.439	0.017	2 88,308
24	227	Evangelos Gavalas	GRE	Birel	Kalman Motorsport	5	51.997	0.459	0.020	5 88,274
25	216	Niki Laa	AUT	Birel	Kalman Motorsport	5	52.033	0.495	0.036	5 88,213
26	222	Nicolai Nielsen	DEN	Tonykart	RS Competition	5	52.034	0.496	0.001	3 88,212
27	217	Benjamin Karlog	DEN	FA Kart	Team Karlog	5	52.129	0.591	0.095	3 88,051
28	284	Artur Janosz	POL	Intrepid	Uniq Racing	5	52.281	0.743	0.152	5 87,795
29	321	Danny Siemensma	NED	Tonykart	Hugo Motorsport	5	52.322	0.784	0.041	3 87,726
30	230	David Agerstig	SWE	Sodi	Nivo Karting	5	52.557	1.019	0.235	5 87,334
31	271	Nico Klasen	GER	Tonykart	Hugo Motorsport	5	52.775	1.237	0.218	3 86,973
32	238	Katerina Zurkova	CZE	MS Kart	MS Kart Racing Team	2	53.207	1.669	0.432	1 86,267
33	320	Tom Kuhn	GER	Intrepid	Kuhn Racing	1	1:43.860	52.322	50.653	1 44,194



ROTAX Euro Challenge Wackersdorf/Germany

Rotax Seniors

Wackersdorf 1,275 Km

Warm up qualified 29-62

2011-05-29 09:10

Practice (5:00 Time) started at 9:10:00


Pos	No.	Name	Nat.	Chassis	Race Team	Laps	Best Tm	Diff	Gap In Lap	km/h
1	289	Thomas Benisri	FRA	Tonykart		5	51.538		3	89,060
2	205	James Greenway	GBR	Gillard	Protrain Racing	5	51.654	0.116	0.116	5 88,860
3	307	Maximilian Gunkel	GER	Intrepid	VPD Team Germany	5	51.708	0.170	0.054	3 88,768
4	237	Bas de Laat	NED	Gillard	VZ Racing	5	51.721	0.183	0.013	3 88,745
5	240	Sandro Lukovic	AUT	Birel	Kalman Motorsport	5	51.722	0.184	0.001	3 88,744
6	228	Sandor Jakab	SVK	Birel	Kalman Motorsport	5	51.735	0.197	0.013	3 88,721
7	265	Christopher Friedrich	GER	Tonykart	JLC Racing	5	51.741	0.203	0.006	3 88,711
8	225	Alex Engblom	SWE	Tonykart	Sodakart	5	51.743	0.205	0.002	5 88,708
9	264	Jenny Wurster	AUT	Intrepid	WM Kart	5	51.758	0.220	0.015	4 88,682
10	235	Jonas Fors	SWE	Tonykart	Sodakart SE	5	51.762	0.224	0.004	5 88,675
11	204	Tom Fawcett	GBR	Birel	Kalman Motorsport	5	51.765	0.227	0.003	3 88,670
12	219	Andreas Backman	SWE	Tonykart	Strawberry Racing	5	51.768	0.230	0.003	3 88,665
13	218	Kelly Zondervan	NED	Tonykart	Strawberry Racing	5	51.769	0.231	0.001	5 88,663
14	319	Martin Andersen	DEN	Kosmic	PB Kart Race	5	51.790	0.252	0.021	5 88,627
15	241	Michael Cool	BEL	Tonykart	Bouvin Power	5	51.806	0.268	0.016	5 88,600
16	247	Ramon Rietveld	NED	Gillard	VZ Racing	5	51.893	0.355	0.087	3 88,451
17	308	Nicki Petersen	DEN	Kosmic	PB Kart Race	5	51.913	0.375	0.020	3 88,417
18	269	Stephane Kox	NED	Tonykart	Team Kombikart	5	51.919	0.381	0.006	3 88,407
19	313	Erik Stillman	SWE	Sodi	Wallberg Motorsport	5	51.921	0.383	0.002	3 88,404
20	297	Stanislav Burmistrov	RUS	PDB	DFK by Antwerp Karting	5	51.933	0.395	0.012	3 88,383
21	242	Jules Cousin	FRA	FA Kart	DSS Kart	5	51.939	0.401	0.006	4 88,373
22	273	Glen Van Droogenbroeck	BEL	Kosmic	Inkartad	5	51.960	0.422	0.021	5 88,337
23	315	Christian Hillenbrand	GER	Wildkart	Wildkart Racing Team	3	51.977	0.439	0.017	2 88,308
24	227	Evangelos Gavalas	GRE	Birel	Kalman Motorsport	5	51.997	0.459	0.020	5 88,274
25	216	Niki Laa	AUT	Birel	Kalman Motorsport	5	52.033	0.495	0.036	5 88,213
26	222	Nicolai Nielsen	DEN	Tonykart	RS Competition	5	52.034	0.496	0.001	3 88,212
27	217	Benjamin Karlog	DEN	FA Kart	Team Karlog	5	52.129	0.591	0.095	3 88,051
28	284	Artur Janosz	POL	Intrepid	Uniq Racing	5	52.281	0.743	0.152	5 87,795
29	321	Danny Siemensma	NED	Tonykart	Hugo Motorsport	5	52.322	0.784	0.041	3 87,726
30	230	David Agerstig	SWE	Sodi	Nivo Karting	5	52.557	1.019	0.235	5 87,334
31	271	Nico Klasen	GER	Tonykart	Hugo Motorsport	5	52.775	1.237	0.218	3 86,973
32	238	Katerina Zurkova	CZE	MS Kart	MS Kart Racing Team	2	53.207	1.669	0.432	1 86,267
33	320	Tom Kuhn	GER	Intrepid	Kuhn Racing	1	1:43.860	52.322	50.653	1 44,194



ROTAX Euro Challenge Wackersdorf/Germany

Rotax Seniors Wackersdorf 1,275 Km
 Warm up qualified 63-90 2011-05-29 09:20
 Practice (5:00 Time) started at 9:20:00

Pos	No.	Name	Nat.	Chassis	Race Team	Laps	Best Tm	Diff	Gap In Lap	km/h
1	221	Vladislav Kurakin	RUS	MS Kart	MS Kart Racing Team	5	52.191			
2	294	Jacob Kallestrup	DEN	Bremer Kart	RBR Kart Team	5	52.552	0.361	0.361	5 87,342
3	270	Frederik Hove Sorensen	DEN	Bremer	Hove Racing	5	52.730	0.539	0.178	2 87,047
4	286	Julian Kleinwort	GER	M-Tec	Kartschmie.de	5	53.178	0.987	0.448	3 86,314

Timekeeping Ingrid and Meik Wagner:  Clerk of the course Nigel Edwards: www.mylaps.com
 Steward (Chairman) Olivier Steveny: Chief Scrutineer Paul Klaassen: Licensed to: Motorsport Events
 Printed: 2011-05-29 09:25:44 posted at: h



ROTAX Euro Challenge Wackersdorf/Germany

Rotax Seniors

Wackersdorf 1,275 Km

Warm up qualified 63-90

2011-05-29 09:20

Practice (5:00 Time) started at 9:20:01

Lap	Lap Tm	Diff	Time of Day
(221) Vladislav Kurakin			
1	53.081	+0.890	9:21:53.963
2	52.440	+0.249	9:22:46.403
3	52.373	+0.182	9:23:38.776
4	52.191		9:24:30.967
5	52.353	+0.162	9:25:23.320
(294) Jacob Kallestrup			
1	53.435	+0.883	9:21:59.855
2	52.777	+0.225	9:22:52.632
3	52.796	+0.244	9:23:45.428
4	52.582	+0.030	9:24:38.010
5	52.552		9:25:30.562
(270) Frederik Hove Sorensen			
1	53.010	+0.280	9:21:55.569
2	52.730		9:22:48.299
3	53.150	+0.420	9:23:41.449
4	53.584	+0.854	9:24:35.033
5	53.393	+0.663	9:25:28.426
(286) Julian Kleinwort			
1	54.121	+0.943	9:21:54.879
2	53.668	+0.490	9:22:48.547
3	53.178		9:23:41.725
4	53.400	+0.222	9:24:35.125
5	53.475	+0.297	9:25:28.600

Lap	Lap Tm	Diff	Time of Day
-----	--------	------	-------------

Lap	Lap Tm	Diff	Time of Day
-----	--------	------	-------------

Timekeeping Ingrid and Meik Wagner:



Clerk of the course Nigel Edwards:

Steward (Chairman) Olivier Steveny:

Chief Scrutineer Paul Klaassen:

www.mylaps.com
Licensed to: Motorsport Events



ROTAX Euro Challenge Wackersdorf/Germany

Rotax Seniors

Wackersdorf 1,275 Km

Warm up qualified 1-28

2011-05-29 10:00

Practice (5:00 Time) started at 10:00:00

Pos	No.	Name	Nat.	Chassis	Race Team	Laps	Best Tm	Diff	Gap In Lap	km/h
1	202	Edward Brand	GBR	Tonykart	Strawberry Racing	5	50.754			4 90,436
2	215	Karol Dabski	POL	Intrepid	Uniq Racing	5	50.861	0.107	0.107	3 90,246
3	203	Mats Van Den Brand	NED	Intrepid	Intrepid Force Rotax	5	50.929	0.175	0.068	4 90,125
4	300	Stefan Locsmandi	AUT	Kosmic	Paul Carr Racing	5	50.965	0.211	0.036	5 90,062
5	208	Antoine Barthon	FRA	FA Kart	Dan Holland Racing	5	50.985	0.231	0.020	5 90,026
6	255	Stefan Riener	AUT	Intrepid	Intrepid Force Rotax	5	51.063	0.309	0.078	3 89,889
7	254	Kasper H Jensen	DEN	Kosmic	PB Kart Race	5	51.102	0.348	0.039	4 89,820
8	304	Charlie Eastwood	GBR	Kosmic	Paul Carr Racing	5	51.115	0.361	0.013	3 89,798
9	209	Ferenc Kancsar	AUT	Intrepid	Intrepid Force Rotax	5	51.133	0.379	0.018	5 89,766
10	249	Sean Babington	GBR	Alonso	Dan Holland Racing	5	51.149	0.395	0.016	5 89,738
11	211	Ross Wylie	GBR	Alonso	Dan Holland Racing	5	51.158	0.404	0.009	4 89,722
12	305	Shaun Slavin	GBR	Alonso	Dan Holland Racing	5	51.188	0.434	0.030	4 89,669
13	236	Ludvig Morin	SWE	Kosmic	Sodakart SE	5	51.190	0.436	0.002	3 89,666
14	214	Barrie Pullinger	GBR	Tonykart	Strawberry Racing	5	51.203	0.449	0.013	2 89,643
15	226	Aavo Talvar	EST	Intrepid	Team TKP Intrepid	5	51.285	0.531	0.082	4 89,500
16	239	Jiri Forman	CZE	MS Kart	MS Kart Racing Team	5	51.337	0.583	0.052	3 89,409
17	253	Niklas Dall Knudsen	DEN	Kosmic	PB Kart Race	5	51.357	0.603	0.020	3 89,374
18	314	Jack Hawksworth	GBR	Gillard	Protrain Racing	5	51.389	0.635	0.032	4 89,319
19	312	Ben Cooper	GBR	Birel	Kalman Motorsport	4	51.393	0.639	0.004	4 89,312
20	281	Julian Wagner	AUT	Praga	M Tec Racing	5	51.395	0.641	0.002	3 89,308
21	292	Jose Pedro Faria	POR	Intrepid	QZ Racing Team	5	51.410	0.656	0.015	2 89,282
22	299	John Norris	IRL	Mach 1	Mach 1 Motorsport	5	51.414	0.660	0.004	4 89,275
23	207	Berry Torenvliet	NED	Tonykart	Strawberry Racing	5	51.459	0.705	0.045	4 89,197
24	232	Harry Drysdale	GBR	Tonykart	HD Racing	5	51.482	0.728	0.023	3 89,157
25	244	Christian Sorensen	DEN	First Kart	First Kart s.r.l	5	51.506	0.752	0.024	5 89,116
26	287	Kevin Kemmling	GER	M-Tec	Kartschmie.de	5	51.548	0.794	0.042	4 89,043
27	213	Steven Hees	GER	CRG	CRG Holland	5	51.755	1.001	0.207	3 88,687
28	293	Roy Curfs	BEL	Tonykart	Hugo Motorsport	5	52.020	1.266	0.265	2 88,235



ROTAX Euro Challenge Wackersdorf/Germany

Rotax Seniors

Wackersdorf 1,275 Km

Warm up qualified 1-28


2011-05-29 10:00

Practice (5:00 Time) started at 10:00:02

Lap	Lap Tm	Diff	Time of Day
(202) Edward Brand			
1	55.136	+4.382	10:02:10.874
2	51.003	+0.249	10:03:01.877
3	50.905	+0.151	10:03:52.782
4	50.754		10:04:43.536
5	50.778	+0.024	10:05:34.314
(215) Karol Dabski			
1	51.427	+0.566	10:02:03.002
2	51.078	+0.217	10:02:54.080
3	50.861		10:03:44.941
4	51.029	+0.168	10:04:35.970
5	51.014	+0.153	10:05:26.984
(203) Mats Van Den Brand			
1	52.636	+1.707	10:02:19.496
2	51.142	+0.213	10:03:10.638
3	50.966	+0.037	10:04:01.604
4	50.929		10:04:52.533
5	50.941	+0.012	10:05:43.474
(300) Stefan Locsmandi			
1	51.611	+0.646	10:01:51.912
2	51.323	+0.358	10:02:43.235
3	51.237	+0.272	10:03:34.472
4	52.437	+1.472	10:04:26.909
5	50.965		10:05:17.874
(208) Antoine Barthon			
1	54.344	+3.359	10:02:17.208
2	51.676	+0.691	10:03:08.884
3	51.304	+0.319	10:04:00.188
4	51.183	+0.198	10:04:51.371
5	50.985		10:05:42.356
(255) Stefan Riener			
1	51.874	+0.811	10:02:18.988
2	51.131	+0.068	10:03:10.119
3	51.063		10:04:01.182
4	51.063		10:04:52.245
5	51.070	+0.007	10:05:43.315
(254) Kasper H Jensen			
1	51.977	+0.875	10:01:51.654
2	51.192	+0.090	10:02:42.846
3	51.340	+0.238	10:03:34.186
4	51.102		10:04:25.288
5	51.315	+0.213	10:05:16.603
(304) Charlie Eastwood			
1	51.978	+0.863	10:01:52.841
2	51.615	+0.500	10:02:44.456
3	51.115		10:03:35.571
4	51.413	+0.298	10:04:26.984
5	51.143	+0.028	10:05:18.127
(209) Ferenc Kancsar			
1	51.491	+0.358	10:01:50.729
2	51.367	+0.234	10:02:42.096
3	51.186	+0.053	10:03:33.282
4	51.307	+0.174	10:04:24.589
5	51.133		10:05:15.722
(249) Sean Babington			
1	52.167	+1.018	10:02:16.876

Lap	Lap Tm	Diff	Time of Day
2	51.544	+0.395	10:03:08.420
3	51.211	+0.062	10:03:59.631
4	51.312	+0.163	10:04:50.943
5	51.149		10:05:42.092
(211) Ross Wylie			
1	51.539	+0.381	10:02:01.189
2	51.355	+0.197	10:02:52.544
3	51.233	+0.075	10:03:43.777
4	51.158		10:04:34.935
5	51.560	+0.402	10:05:26.495
(305) Shaun Slavin			
1	51.743	+0.555	10:02:08.116
2	51.273	+0.085	10:02:59.389
3	51.222	+0.034	10:03:50.611
4	51.188		10:04:41.799
5	51.261	+0.073	10:05:33.060
(236) Ludvig Morin			
1	52.569	+1.379	10:01:51.720
2	51.685	+0.495	10:02:43.405
3	51.190		10:03:34.595
4	53.681	+2.491	10:04:28.276
5	1:01.726	+10.536	10:05:30.002
(214) Barrie Pullinger			
1	51.788	+0.585	10:01:54.444
2	51.203		10:02:45.647
3	51.689	+0.486	10:03:37.336
4	51.554	+0.351	10:04:28.890
5	53.202	+1.999	10:05:22.092
(226) Aavo Talvar			
1	51.843	+0.558	10:01:57.106
2	51.538	+0.253	10:02:48.644
3	51.292	+0.007	10:03:39.936
4	51.285		10:04:31.221
5	51.787	+0.502	10:05:23.008
(239) Jiri Forman			
1	51.806	+0.469	10:02:05.559
2	51.676	+0.339	10:02:57.235
3	51.337		10:03:48.572
4	51.530	+0.193	10:04:40.102
5	51.764	+0.427	10:05:31.866
(253) Niklas Dall Knudsen			
1	53.862	+2.505	10:01:55.341
2	51.429	+0.072	10:02:46.770
3	51.357		10:03:38.127
4	51.508	+0.151	10:04:29.635
5	52.306	+0.949	10:05:21.941
(314) Jack Hawksworth			
1	51.679	+0.290	10:02:00.113
2	51.667	+0.278	10:02:51.780
3	51.434	+0.045	10:03:43.214
4	51.389		10:04:34.603
5	52.015	+0.626	10:05:26.618
(312) Ben Cooper			
1	51.854	+0.461	10:02:33.010
2	51.495	+0.102	10:03:24.505
3	51.490	+0.097	10:04:15.995
4	51.393		10:05:07.388

Lap	Lap Tm	Diff	Time of Day
(281) Julian Wagner			
1	52.991	+1.596	10:01:53.290
2	51.541	+0.146	10:02:44.831
3	51.395		10:03:36.226
4	51.797	+0.402	10:04:28.023
5	51.424	+0.029	10:05:19.447
(292) Jose Pedro Faria			
1	52.109	+0.699	10:01:53.781
2	51.410		10:02:45.191
3	51.724	+0.314	10:03:36.915
4	51.535	+0.125	10:04:28.450
5	53.562	+2.152	10:05:22.012
(299) John Norris			
1	52.046	+0.632	10:01:53.981
2	51.451	+0.037	10:02:45.432
3	51.766	+0.352	10:03:37.198
4	51.414		10:04:28.612
5	51.711	+0.297	10:05:20.323
(207) Berry Torenvliet			
1	52.028	+0.569	10:02:08.970
2	51.485	+0.026	10:03:00.455
3	51.488	+0.029	10:03:51.943
4	51.459		10:04:43.402
5	51.605	+0.146	10:05:35.007
(232) Harry Drysdale			
1	52.324	+0.842	10:01:56.043
2	51.860	+0.378	10:02:47.903
3	51.482		10:03:39.385
4	51.741	+0.259	10:04:31.126
5	52.037	+0.555	10:05:23.163
(244) Christian Sorensen			
1	52.240	+0.734	10:01:52.702
2	51.991	+0.485	10:02:44.693
3	52.388	+0.882	10:03:37.081
4	55.362	+3.856	10:04:32.443
5	51.506		10:05:23.949
(287) Kevin Kemmling			
1	52.224	+0.676	10:01:49.964
2	51.823	+0.275	10:02:41.787
3	51.764	+0.216	10:03:33.551
4	51.548		10:04:25.099
5	51.760	+0.212	10:05:16.859
(213) Steven Hees			
1	52.219	+0.464	10:02:22.382
2	51.806	+0.051	10:03:14.188
3	51.755		10:04:05.943
4	51.772	+0.017	10:04:57.715
5	52.158	+0.403	10:05:49.873
(293) Roy Curfs			
1	52.820	+0.800	10:01:50.345
2	52.020		10:02:42.365
3	52.554	+0.534	10:03:34.919
4	53.270	+1.250	10:04:28.189
5	54.385	+2.365	10:05:22.574

Timekeeping Ingrid and Meik Wagner: 

Clerk of the course Nigel Edwards:

www.mylaps.com

Steward (Chairman) Olivier Stevny:

Chief Scrutineer Paul Klaassen:

Licensed to: Motorsport Events

Printed: 2011-05-29 10:06:01

posted at: h



ROTAX Euro Challenge Wackersdorf/Germany

Rotax Seniors Wackersdorf 1,275 Km

Second Chance Heat 2011-05-29 10:40

Race (11 Laps) started at 10:42:17


Pos	No.	Name	Nat.	Chassis	Race Team	Laps	Total Tm	Diff	Best Tm	In Lap	km/h	Points
1	289	Thomas Benisri	FRA	Tonykart		11	9:29.283		51.315	7	89,448	0
2	222	Nicolai Nielsen	DEN	Tonykart	RS Competition	11	9:29.517	0.234	51.343	7	89,399	0
3	242	Jules Cousin	FRA	FA Kart	DSS Kart	11	9:30.281	0.998	51.238	7	89,582	0
4	237	Bas de Laat	NED	Gillard	VZ Racing	11	9:30.618	1.335	51.284	5	89,502	0
5	205	James Greenway	GBR	Gillard	Protrain Racing	11	9:31.364	2.081	51.342	8	89,400	0
6	241	Michael Cool	BEL	Tonykart	Bouvin Power	11	9:34.884	5.601	51.241	5	89,577	0
7	313	Erik Stillman	SWE	Sodi	Wallberg Motorsport	11	9:35.122	5.839	51.365	10	89,360	0
8	307	Maximilian Gunkel	GER	Intrepid	VPD Team Germany	11	9:35.380	6.097	51.699	6	88,783	0
9	204	Tom Fawcett	GBR	Birel	Kalman Motorsport	11	9:35.779	6.496	51.282	6	89,505	0
10	247	Ramon Rietveld	NED	Gillard	VZ Racing	11	9:37.169	7.886	51.826	6	88,566	0
11	273	Glen Van Droogenbroeck	BEL	Kosmic	Inkartad	11	9:39.140	9.857	51.392	5	89,314	0
12	228	Sandor Jakab	SVK	Birel	Kalman Motorsport	11	9:39.708	10.425	51.360	8	89,369	0
13	235	Jonas Fors	SWE	Tonykart	Sodakart SE	11	9:39.812	10.529	51.308	5	89,460	0
14	218	Kelly Zondervan	NED	Tonykart	Strawberry Racing	11	9:39.815	10.532	51.599	10	88,955	0
15	219	Andreas Backman	SWE	Tonykart	Strawberry Racing	11	9:40.885	11.602	51.156	11	89,726	0
16	227	Evangelos Gavalas	GRE	Birel	Kalman Motorsport	11	9:42.317	13.034	51.898	11	88,443	0
17	240	Sandro Lukovic	AUT	Birel	Kalman Motorsport	11	9:42.938	13.655	51.627	10	88,907	0
18	297	Stanislav Burmistrov	RUS	PDB	DFK by Antwerp Karting	11	9:43.332	14.049	51.608	9	88,940	0
19	319	Martin Andersen	DEN	Kosmic	PB Kart Race	11	9:43.560	14.277	51.445	10	89,221	0
20	271	Nico Klasen	GER	Tonykart	Hugo Motorsport	11	9:43.817	14.534	51.387	9	89,322	0
21	269	Stephane Kox	NED	Tonykart	Team Kombikart	11	9:44.750	15.467	51.253	9	89,556	0
22	238	Katerina Zurkova	CZE	MS Kart	MS Kart Racing Team	11	9:45.104	15.821	51.558	6	89,026	0
23	308	Nicki Petersen	DEN	Kosmic	PB Kart Race	11	9:45.559	16.276	51.309	7	89,458	0
24	217	Benjamin Karlog	DEN	FA Kart	Team Karlog	11	9:47.234	17.951	51.709	11	88,766	0
25	216	Niki Laa	AUT	Birel	Kalman Motorsport	11	9:47.888	18.605	51.724	11	88,740	0
26	265	Christopher Friedrich	GER	Tonykart	JLC Racing	11	9:50.213	20.930	51.192	11	89,662	0
27	284	Artur Janosz	POL	Intrepid	Uniq Racing	11	9:52.491	23.208	51.630	7	88,902	0
28	225	Alex Engblom	SWE	Tonykart	Sodakart	9	8:05.818	2 Laps	51.636	8	88,891	0
29	264	Jenny Wurster	AUT	Intrepid	WM Kart	7	6:20.919	4 Laps	52.503	4	87,424	0
30	321	Danny Siemensma	NED	Tonykart	Hugo Motorsport	5	4:36.471	6 Laps	52.697	4	87,102	0
31	320	Tom Kuhn	GER	Intrepid	Kuhn Racing	4	3:43.328	7 Laps	54.330	3	84,484	0
32	230	David Agerstig	SWE	Sodi	Nivo Karting	4	3:55.074	7 Laps	52.304	3	87,756	0
33	315	Christian Hillenbrand	GER	Wildkart	Wildkart Racing Team		2.861	11 Laps		0	-	0

Not classified

DNS	311	Stephen Tyldsley	GBR	Gillard	Armored UK			DNS		0	-	0
-----	-----	------------------	-----	---------	------------	--	--	-----	--	---	---	---

Announcements
 These results are provisional until the conclusion of any judicial and technical matters
 No 273 time penalty 3 sec. / reason leaving corridor
 Started: 33 Classified: 33 Not classified:0
 Position 1-6 goes to Prefinal

Margin of Victory	Ø km/h	Best Lap Tm	km/h	Best Lap by
0.234	88,691	51.156	89,726	219 - Andreas Backman

Timekeeping Ingrid and Meik Wagner:  Clerk of the course Nigel Edwards: www.mylaps.com
 Steward (Chairman) Olivier Steveny: Chief Scrutineer Paul Klaassen: Licensed to: Motorsport Events
 Printed: 2011-05-29 10:54:34 posted at: h



ROTAX Euro Challenge Wackersdorf/Germany

Rotax Seniors

Wackersdorf 1,275 Km

Second Chance Heat

2011-05-29 10:40

Race (11 Laps) started at 10:42:17

Lap	Lap Tm	Diff	Time of Day
<u>(273) Glen Van Droogenbroeck</u>			
1	56.268	+4.876	10:43:14.723
2	51.958	+0.566	10:44:06.681
3	52.010	+0.618	10:44:58.691
4	52.859	+1.467	10:45:51.550
5	51.392		10:46:42.942
6	51.668	+0.276	10:47:34.610
7	51.539	+0.147	10:48:26.149
8	52.103	+0.711	10:49:18.252
9	51.682	+0.290	10:50:09.934
10	51.535	+0.143	10:51:01.469
11	52.504	+1.112	10:51:53.973

Lap	Lap Tm	Diff	Time of Day
-----	--------	------	-------------

Lap	Lap Tm	Diff	Time of Day
-----	--------	------	-------------

Timekeeping Ingrid and Meik Wagner:



Clerk of the course Nigel Edwards:

Steward (Chairman) Olivier Steveny:

Chief Scrutineer Paul Klaassen:

www.mylaps.com

Licensed to: Motorsport Events



ROTAX Euro Challenge Wackersdorf/Germany

Rotax Seniors Wackersdorf 1,275 Km

Consolation Race 2011-05-29 11:00


Race (11 Laps) started at 11:02:07

Pos	No.	Name	Nat.	Chassis	Race Team	Laps	Total Tm	Diff	Best Tm	In Lap	km/h	Points
1	294	Jacob Kallestrup	DEN	Bremer Kart	RBR Kart Team	11	9:37.480		52.020	9	88,235	0
2	270	Frederik Hove Sorensen	DEN	Bremer	Hove Racing	11	9:39.149	1.669	52.198	8	87,934	0
3	286	Julian Kleinwort	GER	M-Tec	Kartschmie.de	2	2:25.060	9 Laps	55.361	1	82,910	0
Not classified												
DNS	318	Bastien Krapoth	GER	Zanardi	Matis Motorsport			DNS		0	-	0
DNS	221	Vladislav Kurakin	RUS	MS Kart	MS Kart Racing Team			DNS		0	-	0
DNS	288	Ivana Pavelkova	CZE	Intrepid	Probolus Kart Racing			DNS		0	-	0
DNS	282	Aleksander Bosak	POL	Alonso	Dan Holland Racing			DNS		0	-	0

Announcements

These results are provisional until the conclusion of any judicial and technical matters
 Started: 3 Classified: 3 Not classified:0

Margin of Victory	Ø km/h	Best Lap Tm	km/h	Best Lap by
1.669	87,432	52.020	88,235	294 - Jacob Kallestrup

Timekeeping Ingrid and Meik Wagner:  Clerk of the course Nigel Edwards: www.mylaps.com
 Steward (Chairman) Olivier Steveny: Chief Scrutineer Paul Klaassen: Licensed to: Motorsport Events
 Printed: 2011-05-29 11:12:45 posted at: h



ROTAX Euro Challenge Wackersdorf/Germany

Rotax Seniors

Wackersdorf 1,275 Km

Consolation Race

2011-05-29 11:00

Race (11 Laps) started at 11:02:07

Lap	Lap Tm	Diff	Time of Day
(294) Jacob Kallestrup			
1	54.607	+2.587	11:03:01.655
2	52.626	+0.606	11:03:54.281
3	52.553	+0.533	11:04:46.834
4	52.491	+0.471	11:05:39.325
5	52.301	+0.281	11:06:31.626
6	52.222	+0.202	11:07:23.848
7	52.179	+0.159	11:08:16.027
8	52.128	+0.108	11:09:08.155
9	52.020		11:10:00.175
10	52.212	+0.192	11:10:52.387
11	52.141	+0.121	11:11:44.528

(270) Frederik Hove Sorensen			
1	55.168	+2.970	11:03:02.486
2	52.744	+0.546	11:03:55.230
3	52.359	+0.161	11:04:47.589
4	52.508	+0.310	11:05:40.097
5	52.206	+0.008	11:06:32.303
6	52.418	+0.220	11:07:24.721
7	52.231	+0.033	11:08:16.952
8	52.198		11:09:09.150
9	52.443	+0.245	11:10:01.593
10	52.338	+0.140	11:10:53.931
11	52.266	+0.068	11:11:46.197

(286) Julian Kleinwort			
1	55.361		11:03:02.412
2	1:29.696	+34.335	11:04:32.108

Lap	Lap Tm	Diff	Time of Day
-----	--------	------	-------------

Lap	Lap Tm	Diff	Time of Day
-----	--------	------	-------------

Timekeeping Ingrid and Meik Wagner:



Clerk of the course Nigel Edwards:

Steward (Chairman) Olivier Steveny:

Chief Scrutineer Paul Klaassen:

www.mylaps.com

Printed: 2011-05-29 11:11:58

posted at: h

Licensed to: Motorsport Events

Rotax Max Euro Challenge 20
 Class: Rotax Max Seniors
 Date/Time: 29-05-2011 12:20

Track: Wackersdorf / Germany
 Heat: Prefinal
 Laps: 14

Edition 1

James Greenway	205	2nd Chance 5	17	Michael Cool	241	2nd Chance 6
	33				34	
Jules Cousin	242	2nd Chance 3	16	Bas de Laat	237	2nd Chance 4
	31				32	
Thomas Benisri	289	2nd Chance 1	15	Nicolai Nielsen	222	2nd Chance 2
	29				30	
John Norris	299	Points 47 Quali Rank 21	14	Julian Wagner	281	Points 47 Quali Rank 38
	27				28	
Roy Curfs	293	Points 46 Quali Rank 14	13	Aavo Talvar	226	Points 46 Quali Rank 29
	25				26	
Christian Sorensen	244	Points 43 Quali Rank 43	12	Harry Drysdale	232	Points 43 Quali Rank 48
	23				24	
Steven Hees	213	Points 35 Quali Rank 27	11	Niklas Dall Knudsen	253	Points 41 Quali Rank 32
	21				22	
Charlie Eastwood	304	Points 34 Quali Rank 16	10	Barrie Pullinger	214	Points 35 Quali Rank 18
	19				20	
Jose Pedro Faria	292	Points 31 Quali Rank 7	9	Kevin Kemmling	287	Points 33 Quali Rank 20
	17				18	
Mats Van Den Brand	203	Points 28 Quali Rank 34	8	Ludvig Morin	236	Points 30 Quali Rank 25
	15				16	
Berry Torenvliet	207	Points 25 Quali Rank 5	7	Jiri Forman	239	Points 26 Quali Rank 2
	13				14	
Jack Hawkworth	314	Points 20 Quali Rank 11	6	Sean Babington	249	Points 20 Quali Rank 12
	11				12	
Karol Dabski	215	Points 16 Quali Rank 17	5	Antoine Barthon	208	Points 18 Quali Rank 10
	9				10	
Stefan Riener	255	Points 14 Quali Rank 6	4	Ferenc Kancsar	209	Points 15 Quali Rank 3
	7				8	
Stefan Locsmandi	300	Points 12 Quali Rank 8	3	Ross Wylie	211	Points 12 Quali Rank 13
	5				6	
Shaun Slavin	305	Points 7 Quali Rank 9	2	Ben Cooper	312	Points 10 Quali Rank 15
	3				4	
Edward Brand	202	Points 0 Quali Rank 1	1	Kasper H Jensen	254	Points 6 Quali Rank 4
	1				2	

Pole Position

Clerk of the course Nigel Edwards:
 Stewards (Chairman) Olivier Steveny:

Scrutineer Paul Klaassen:
 Timekeeping Ingrid/Meik Wagner:



ROTAX Euro Challenge Wackersdorf/Germany

Rotax Seniors Wackersdorf 1,275 Km

Pre-Final 2011-05-29 12:20


Race (14 Laps) started at 12:22:20

Pos	No.	Name	Nat.	Chassis	Race Team	Laps	Total Tm	Diff	Best Tm	In Lap	km/h	Points
1	202	Edward Brand	GBR	Tonykart	Strawberry Racing	14	12:00.779		51.079	14	89,861	34
2	312	Ben Cooper	GBR	Birel	Kalman Motorsport	14	12:01.638	0.859	50.986	11	90,025	33
3	254	Kasper H Jensen	DEN	Kosmic	PB Kart Race	14	12:02.348	1.569	51.141	6	89,752	32
4	305	Shaun Slavin	GBR	Alonso	Dan Holland Racing	14	12:02.897	2.118	51.245	14	89,570	31
5	255	Stefan Riener	AUT	Intrepid	Intrepid Force Rotax	14	12:03.181	2.402	51.194	14	89,659	30
6	300	Stefan Locsmandi	AUT	Kosmic	Paul Carr Racing	14	12:06.811	6.032	51.287	9	89,496	29
7	203	Mats Van Den Brand	NED	Intrepid	Intrepid Force Rotax	14	12:07.623	6.844	51.242	9	89,575	28
8	211	Ross Wylie	GBR	Alonso	Dan Holland Racing	14	12:07.755	6.976	51.332	13	89,418	27
9	209	Ferenc Kancsar	AUT	Intrepid	Intrepid Force Rotax	14	12:07.967	7.188	51.124	8	89,782	26
10	215	Karol Dabski	POL	Intrepid	Uniq Racing	14	12:08.081	7.302	51.233	7	89,591	25
11	289	Thomas Benisri	FRA	Tonykart		14	12:08.677	7.898	51.243	11	89,573	24
12	314	Jack Hawksworth	GBR	Gillard	Protrain Racing	14	12:09.370	8.591	51.393	8	89,312	23
13	249	Sean Babington	GBR	Alonso	Dan Holland Racing	14	12:09.909	9.130	51.057	13	89,900	22
14	304	Charlie Eastwood	GBR	Kosmic	Paul Carr Racing	14	12:12.665	11.886	51.280	6	89,509	21
15	214	Barrie Pullinger	GBR	Tonykart	Strawberry Racing	14	12:13.392	12.613	51.392	14	89,314	20
16	207	Berry Torenvliet	NED	Tonykart	Strawberry Racing	14	12:13.640	12.861	51.487	13	89,149	19
17	208	Antoine Barthon	FRA	FA Kart	Dan Holland Racing	14	12:14.678	13.899	51.446	10	89,220	18
18	239	Jiri Forman	CZE	MS Kart	MS Kart Racing Team	14	12:14.954	14.175	51.355	9	89,378	17
19	287	Kevin Kemmling	GER	M-Tec	Kartschmie.de	14	12:15.254	14.475	51.479	13	89,163	16
20	236	Ludvig Morin	SWE	Kosmic	Sodakart SE	14	12:15.938	15.159	51.292	11	89,488	15
21	226	Aavo Talvar	EST	Intrepid	Team TKP Intrepid	14	12:16.252	15.473	51.211	11	89,629	14
22	242	Jules Cousin	FRA	FA Kart	DSS Kart	14	12:16.586	15.807	51.316	10	89,446	13
23	222	Nicolai Nielsen	DEN	Tonykart	RS Competition	14	12:17.360	16.581	51.504	9	89,119	12
24	281	Julian Wagner	AUT	Praga	M Tec Racing	14	12:18.574	17.795	51.561	11	89,021	11
25	237	Bas de Laat	NED	Gillard	VZ Racing	14	12:19.103	18.324	51.327	9	89,427	10
26	244	Christian Sorensen	DEN	First Kart	First Kart s.r.l	14	12:19.426	18.647	51.428	9	89,251	9
27	293	Roy Curfs	BEL	Tonykart	Hugo Motorsport	14	12:19.852	19.073	51.413	14	89,277	8
28	292	Jose Pedro Faria	POR	Intrepid	OZ Racing Team	14	12:21.284	20.505	51.542	12	89,054	7
29	241	Michael Cool	BEL	Tonykart	Bouvin Power	14	12:21.624	20.845	51.675	12	88,824	6
30	213	Steven Hees	GER	CRG	CRG Holland	14	12:22.071	21.292	51.659	12	88,852	5
31	205	James Greenway	GBR	Gillard	Protrain Racing	14	12:22.256	21.477	51.729	10	88,732	4
32	232	Harry Drysdale	GBR	Tonykart	HD Racing	14	12:22.973	22.194	51.705	12	88,773	3
33	253	Niklas Dall Knudsen	DEN	Kosmic	PB Kart Race	14	12:23.870	23.091	51.558	11	89,026	2
34	299	John Norris	IRL	Mach 1	Mach 1 Motorsport		1.216	14 Laps		0	-	1

Announcements

These results are provisional until the conclusion of any judicial and technical matters
 Started: 34 Classified: 34 Not classified:0

Margin of Victory	Ø km/h	Best Lap Tm	km/h	Best Lap by
0.859	89,154	50.986	90,025	312 - Ben Cooper

Timekeeping Ingrid and Meik Wagner:  Clerk of the course Nigel Edwards: www.mylaps.com

Steward (Chairman) Olivier Steveny: Chief Scrutineer Paul Klaassen: Licensed to: Motorsport Events



ROTAX Euro Challenge Wackersdorf/Germany

Rotax Seniors

Wackersdorf 1,275 Km

Pre-Final

2011-05-29 12:20

Race (14 Laps) started at 12:22:20

Lap	Lap Tm	Diff	Time of Day
(202) Edward Brand			
1	52.963	+1.884	12:23:13.293
2	52.203	+1.124	12:24:05.496
3	51.510	+0.431	12:24:57.006
4	51.488	+0.409	12:25:48.494
5	51.391	+0.312	12:26:39.885
6	51.410	+0.331	12:27:31.295
7	51.292	+0.213	12:28:22.587
8	51.117	+0.038	12:29:13.704
9	51.288	+0.209	12:30:04.992
10	51.289	+0.210	12:30:56.281
11	51.187	+0.108	12:31:47.468
12	51.365	+0.286	12:32:38.833
13	51.176	+0.097	12:33:30.009
14	51.079		12:34:21.088
(312) Ben Cooper			
1	53.516	+2.530	12:23:13.916
2	52.043	+1.057	12:24:05.959
3	51.723	+0.737	12:24:57.682
4	51.388	+0.402	12:25:49.070
5	51.364	+0.378	12:26:40.434
6	51.355	+0.369	12:27:31.789
7	51.204	+0.218	12:28:22.993
8	51.320	+0.334	12:29:14.313
9	51.196	+0.210	12:30:05.509
10	51.313	+0.327	12:30:56.822
11	50.986		12:31:47.808
12	51.435	+0.449	12:32:39.243
13	51.309	+0.323	12:33:30.552
14	51.395	+0.409	12:34:21.947
(254) Kasper H Jensen			
1	54.559	+3.418	12:23:14.868
2	52.669	+1.528	12:24:07.537
3	51.355	+0.214	12:24:58.892
4	51.201	+0.060	12:25:50.093
5	51.416	+0.275	12:26:41.509
6	51.141		12:27:32.650
7	51.181	+0.040	12:28:23.831
8	51.144	+0.003	12:29:14.975
9	51.255	+0.114	12:30:06.230
10	51.291	+0.150	12:30:57.521
11	51.193	+0.052	12:31:48.714
12	51.210	+0.069	12:32:39.924
13	51.343	+0.202	12:33:31.267
14	51.390	+0.249	12:34:22.657
(305) Shaun Slavin			
1	53.289	+2.044	12:23:13.710
2	52.186	+0.941	12:24:05.896
3	51.896	+0.651	12:24:57.792
4	51.526	+0.281	12:25:49.318
5	51.608	+0.363	12:26:40.926
6	51.299	+0.054	12:27:32.225
7	51.248	+0.003	12:28:23.473
8	51.307	+0.062	12:29:14.780
9	51.618	+0.373	12:30:06.398
10	51.352	+0.107	12:30:57.750
11	51.578	+0.333	12:31:49.328
12	51.303	+0.058	12:32:40.631
13	51.330	+0.085	12:33:31.961
14	51.245		12:34:23.206
(255) Stefan Riener			

Lap	Lap Tm	Diff	Time of Day
1	53.815	+2.621	12:23:14.411
2	52.258	+1.064	12:24:06.669
3	51.676	+0.482	12:24:58.345
4	51.418	+0.224	12:25:49.763
5	51.978	+0.784	12:26:41.741
6	51.309	+0.115	12:27:33.050
7	51.412	+0.218	12:28:24.462
8	51.325	+0.131	12:29:15.787
9	51.285	+0.091	12:30:07.072
10	51.326	+0.132	12:30:58.398
11	51.269	+0.075	12:31:49.667
12	51.271	+0.077	12:32:40.938
13	51.358	+0.164	12:33:32.296
14	51.194		12:34:23.490
(300) Stefan Locsmandi			
1	53.714	+2.427	12:23:14.230
2	52.943	+1.656	12:24:07.173
3	52.853	+1.566	12:25:00.026
4	51.869	+0.582	12:25:51.895
5	51.409	+0.122	12:26:43.304
6	51.308	+0.021	12:27:34.612
7	51.324	+0.037	12:28:25.936
8	51.397	+0.110	12:29:17.333
9	51.287		12:30:08.620
10	51.323	+0.036	12:30:59.943
11	51.923	+0.636	12:31:51.866
12	52.024	+0.737	12:32:43.890
13	51.505	+0.218	12:33:35.395
14	51.725	+0.438	12:34:27.120
(203) Mats Van Den Brand			
1	55.752	+4.510	12:23:16.649
2	52.427	+1.185	12:24:09.076
3	51.447	+0.205	12:25:00.523
4	51.743	+0.501	12:25:52.266
5	51.530	+0.288	12:26:43.796
6	51.433	+0.191	12:27:35.229
7	51.421	+0.179	12:28:26.650
8	51.428	+0.186	12:29:18.078
9	51.242		12:30:09.320
10	51.332	+0.090	12:31:00.652
11	51.360	+0.118	12:31:52.012
12	52.085	+0.843	12:32:44.097
13	51.506	+0.264	12:33:35.603
14	52.329	+1.087	12:34:27.932
(211) Ross Wylie			
1	54.082	+2.750	12:23:14.597
2	52.225	+0.893	12:24:06.822
3	51.687	+0.355	12:24:58.509
4	51.650	+0.318	12:25:50.159
5	51.849	+0.517	12:26:42.008
6	51.469	+0.137	12:27:33.477
7	51.476	+0.144	12:28:24.953
8	51.404	+0.072	12:29:16.357
9	51.484	+0.152	12:30:07.841
10	51.628	+0.296	12:30:59.469
11	52.279	+0.947	12:31:51.748
12	53.374	+2.042	12:32:45.122
13	51.332		12:33:36.454
14	51.610	+0.278	12:34:28.064
(209) Ferenc Kancsar			
1	56.918	+5.794	12:23:17.516
2	51.952	+0.828	12:24:09.468

Lap	Lap Tm	Diff	Time of Day
3	51.747	+0.623	12:25:01.215
4	52.784	+1.660	12:25:53.999
5	51.605	+0.481	12:26:45.604
6	51.194	+0.070	12:27:36.798
7	51.188	+0.064	12:28:27.986
8	51.124		12:29:19.110
9	51.127	+0.003	12:30:10.237
10	51.173	+0.049	12:31:01.410
11	51.217	+0.093	12:31:52.627
12	52.159	+1.035	12:32:44.786
13	51.134	+0.010	12:33:35.920
14	52.356	+1.232	12:34:28.276
(215) Karol Dabski			
1	54.833	+3.600	12:23:15.505
2	52.520	+1.287	12:24:08.025
3	51.697	+0.464	12:24:59.722
4	51.584	+0.351	12:25:51.306
5	51.635	+0.402	12:26:42.941
6	51.387	+0.154	12:27:34.328
7	51.233		12:28:25.561
8	51.351	+0.118	12:29:16.912
9	51.280	+0.047	12:30:08.192
10	51.487	+0.254	12:30:59.679
11	52.006	+0.773	12:31:51.685
12	53.814	+2.581	12:32:45.499
13	51.403	+0.170	12:33:36.902
14	51.488	+0.255	12:34:28.390
(289) Thomas Benisri			
1	56.282	+5.039	12:23:18.006
2	51.826	+0.583	12:24:09.832
3	51.581	+0.338	12:25:01.413
4	52.973	+1.730	12:25:54.386
5	52.082	+0.839	12:26:46.468
6	51.324	+0.081	12:27:37.792
7	51.472	+0.229	12:28:29.264
8	51.440	+0.197	12:29:20.704
9	51.322	+0.079	12:30:12.026
10	51.417	+0.174	12:31:03.443
11	51.243		12:31:54.686
12	51.443	+0.200	12:32:46.129
13	51.449	+0.206	12:33:37.578
14	51.408	+0.165	12:34:28.986
(314) Jack Hawksworth			
1	54.414	+3.021	12:23:15.165
2	52.495	+1.102	12:24:07.660
3	51.793	+0.400	12:24:59.453
4	53.565	+2.172	12:25:53.018
5	51.978	+0.585	12:26:44.996
6	51.507	+0.114	12:27:36.503
7	51.798	+0.405	12:28:28.301
8	51.393		12:29:19.694
9	51.488	+0.095	12:30:11.182
10	51.649	+0.256	12:31:02.831
11	51.744	+0.351	12:31:54.575
12	51.857	+0.464	12:32:46.432
13	51.568	+0.175	12:33:38.000
14	51.679	+0.286	12:34:29.679
(249) Sean Babington			
1	58.684	+7.627	12:23:19.790
2	52.541	+1.484	12:24:12.331
3	51.769	+0.712	12:25:04.100
4	51.474	+0.417	12:25:55.574

Timekeeping Ingrid and Meik Wagner:



Clerk of the course Nigel Edwards:

www.mylaps.com

Steward (Chairman) Olivier Stevny:

Chief Scrutineer Paul Klaassen:

Licensed to: Motorsport Events



ROTAX Euro Challenge Wackersdorf/Germany

Rotax Seniors

Wackersdorf 1,275 Km

Pre-Final

2011-05-29 12:20

Race (14 Laps) started at 12:22:20

Lap	Lap Tm	Diff	Time of Day
5	51.515	+0.458	12:26:47.089
6	52.658	+1.601	12:27:39.747
7	51.276	+0.219	12:28:31.023
8	51.959	+0.902	12:29:22.982
9	51.315	+0.258	12:30:14.297
10	51.216	+0.159	12:31:05.513
11	51.075	+0.018	12:31:56.588
12	51.293	+0.236	12:32:47.881
13	51.057		12:33:38.938
14	51.280	+0.223	12:34:30.218

(304) Charlie Eastwood

1	59.134	+7.854	12:23:20.229
2	53.290	+2.010	12:24:13.519
3	52.177	+0.897	12:25:05.696
4	52.434	+1.154	12:25:58.130
5	51.505	+0.225	12:26:49.635
6	51.280		12:27:40.915
7	51.345	+0.065	12:28:32.260
8	51.507	+0.227	12:29:23.767
9	51.869	+0.589	12:30:15.636
10	51.437	+0.157	12:31:07.073
11	51.402	+0.122	12:31:58.475
12	51.466	+0.186	12:32:49.941
13	51.504	+0.224	12:33:41.445
14	51.529	+0.249	12:34:32.974

(214) Barrie Pullinger

1	59.341	+7.949	12:23:20.691
2	52.589	+1.197	12:24:13.280
3	52.307	+0.915	12:25:05.587
4	52.126	+0.734	12:25:57.713
5	51.738	+0.346	12:26:49.451
6	51.737	+0.345	12:27:41.188
7	51.450	+0.058	12:28:32.638
8	51.676	+0.284	12:29:24.314
9	51.867	+0.475	12:30:16.181
10	51.494	+0.102	12:31:07.675
11	51.514	+0.122	12:31:59.189
12	51.607	+0.215	12:32:50.796
13	51.513	+0.121	12:33:42.309
14	51.392		12:34:33.701

(207) Berry Torenvliet

1	55.679	+4.192	12:23:16.505
2	52.668	+1.181	12:24:09.173
3	51.764	+0.277	12:25:00.937
4	52.872	+1.385	12:25:53.809
5	52.805	+1.318	12:26:46.614
6	52.391	+0.904	12:27:39.005
7	51.657	+0.170	12:28:30.662
8	53.006	+1.519	12:29:23.668
9	52.090	+0.603	12:30:15.758
10	51.750	+0.263	12:31:07.508
11	51.849	+0.362	12:31:59.357
12	51.562	+0.075	12:32:50.919
13	51.487		12:33:42.406
14	51.543	+0.056	12:34:33.949

(208) Antoine Barthon

1	57.830	+6.384	12:23:18.516
2	51.975	+0.529	12:24:10.491
3	51.564	+0.118	12:25:02.055
4	52.436	+0.990	12:25:54.491
5	52.250	+0.804	12:26:46.741
6	52.564	+1.118	12:27:39.305

Lap	Lap Tm	Diff	Time of Day
7	51.875	+0.429	12:28:31.180
8	52.427	+0.981	12:29:23.607
9	53.099	+1.653	12:30:16.706
10	51.446		12:31:08.152
11	51.919	+0.473	12:32:00.071
12	51.644	+0.198	12:32:51.715
13	51.574	+0.128	12:33:43.289
14	51.698	+0.252	12:34:34.987

(239) Jiri Forman

1	1:00.869	+9.514	12:23:22.059
2	52.292	+0.937	12:24:14.351
3	52.031	+0.676	12:25:06.382
4	52.962	+1.607	12:25:59.344
5	51.564	+0.209	12:26:50.908
6	52.209	+0.854	12:27:43.117
7	51.398	+0.043	12:28:34.515
8	51.489	+0.134	12:29:26.004
9	51.355		12:30:17.359
10	51.528	+0.173	12:31:08.887
11	51.505	+0.150	12:32:00.392
12	51.883	+0.528	12:32:52.275
13	51.371	+0.016	12:33:43.646
14	51.617	+0.262	12:34:35.263

(287) Kevin Kemmling

1	57.793	+6.314	12:23:19.159
2	52.346	+0.867	12:24:11.505
3	51.988	+0.509	12:25:03.493
4	51.998	+0.519	12:25:55.491
5	52.083	+0.604	12:26:47.574
6	52.492	+1.013	12:27:40.066
7	52.107	+0.628	12:28:32.173
8	51.957	+0.478	12:29:24.130
9	53.077	+1.598	12:30:17.207
10	52.098	+0.619	12:31:09.305
11	51.576	+0.097	12:32:00.881
12	51.630	+0.151	12:32:52.511
13	51.479		12:33:43.990
14	51.573	+0.094	12:34:35.563

(236) Ludvig Morin

1	57.060	+5.768	12:23:18.335
2	52.569	+1.277	12:24:10.904
3	53.364	+2.072	12:25:04.268
4	51.800	+0.508	12:25:56.068
5	51.699	+0.407	12:26:47.767
6	56.350	+5.058	12:27:44.117
7	51.398	+0.106	12:28:35.515
8	51.643	+0.351	12:29:27.158
9	51.412	+0.120	12:30:18.570
10	51.475	+0.183	12:31:10.045
11	51.292		12:32:01.337
12	51.710	+0.418	12:32:53.047
13	51.760	+0.468	12:33:44.807
14	51.440	+0.148	12:34:36.247

(226) Aavo Talvar

1	1:00.578	+9.367	12:23:22.387
2	52.773	+1.562	12:24:15.160
3	51.992	+0.781	12:25:07.152
4	53.532	+2.321	12:26:00.684
5	52.541	+1.330	12:26:53.225
6	51.806	+0.595	12:27:45.031
7	51.314	+0.103	12:28:36.345
8	51.402	+0.191	12:29:27.747

Lap	Lap Tm	Diff	Time of Day
9	51.316	+0.105	12:30:19.063
10	51.253	+0.042	12:31:10.316
11	51.211		12:32:01.527
12	51.894	+0.683	12:32:53.421
13	51.747	+0.536	12:33:45.168
14	51.393	+0.182	12:34:36.561

(242) Jules Cousin

1	56.756	+5.440	12:23:18.844
2	52.209	+0.893	12:24:11.053
3	51.905	+0.589	12:25:02.958
4	51.801	+0.485	12:25:54.759
5	52.101	+0.785	12:26:46.860
6	53.398	+2.082	12:27:40.258
7	52.271	+0.955	12:28:32.529
8	52.396	+1.080	12:29:24.925
9	52.084	+0.768	12:30:17.009
10	51.316		12:31:08.325
11	51.546	+0.230	12:31:59.871
12	53.466	+2.150	12:32:53.337
13	52.120	+0.804	12:33:45.457
14	51.438	+0.122	12:34:36.895

(222) Nicolai Nielsen

1	59.406	+7.902	12:23:21.386
2	53.207	+1.703	12:24:14.593
3	52.172	+0.668	12:25:06.765
4	53.702	+2.198	12:26:00.467
5	51.656	+0.152	12:26:52.123
6	52.264	+0.760	12:27:44.387
7	51.561	+0.057	12:28:35.948
8	52.014	+0.510	12:29:27.962
9	51.504		12:30:19.466
10	51.956	+0.452	12:31:11.422
11	51.511	+0.007	12:32:02.933
12	51.531	+0.027	12:32:54.464
13	51.606	+0.102	12:33:46.070
14	51.599	+0.095	12:34:37.669

(281) Julian Wagner

1	57.702	+6.141	12:23:19.530
2	53.429	+1.868	12:24:12.959
3	53.355	+1.794	12:25:06.314
4	52.592	+1.031	12:25:58.906
5	52.297	+0.736	12:26:51.203
6	52.491	+0.930	12:27:43.694
7	51.967	+0.406	12:28:35.661
8	51.747	+0.186	12:29:27.408
9	51.844	+0.283	12:30:19.252
10	52.737	+1.176	12:31:11.989
11	51.561		12:32:03.550
12	51.735	+0.174	12:32:55.285
13	51.814	+0.253	12:33:47.099
14	51.784	+0.223	12:34:38.883

(237) Bas de Laet

1	59.439	+8.112	12:23:21.463
2	52.300	+0.973	12:24:13.763
3	52.960	+1.633	12:25:06.723
4	54.920	+3.593	12:26:01.643
5	51.980	+0.653	12:26:53.623
6	51.812	+0.485	12:27:45.435
7	51.991	+0.664	12:28:37.426
8	52.287	+0.960	12:29:29.713
9	51.327		12:30:21.040
10	51.443	+0.116	12:31:12.483

Timekeeping Ingrid and Meik Wagner:

Clerk of the course Nigel Edwards:

www.mylaps.com

Steward (Chairman) Olivier Stevny:

Chief Scrutineer Paul Klaassen:

Licensed to: Motorsport Events



ROTAX Euro Challenge Wackersdorf/Germany

Rotax Seniors

Wackersdorf 1,275 Km

Pre-Final

2011-05-29 12:20

Race (14 Laps) started at 12:22:20

Lap	Lap Tm	Diff	Time of Day
11	52.137	+0.810	12:32:04.620
12	51.552	+0.225	12:32:56.172
13	51.494	+0.167	12:33:47.666
14	51.746	+0.419	12:34:39.412

(244) Christian Sorensen

Lap	Lap Tm	Diff	Time of Day
1	55.686	+4.258	12:23:16.972
2	52.681	+1.253	12:24:09.653
3	52.175	+0.747	12:25:01.828
4	53.084	+1.656	12:25:54.912
5	52.041	+0.613	12:26:46.953
6	57.657	+6.229	12:27:44.610
7	51.928	+0.500	12:28:36.538
8	53.393	+1.965	12:29:29.931
9	51.428		12:30:21.359
10	51.473	+0.045	12:31:12.832
11	51.974	+0.546	12:32:04.806
12	51.605	+0.177	12:32:56.411
13	51.719	+0.291	12:33:48.130
14	51.605	+0.177	12:34:39.735

(293) Roy Curfs

Lap	Lap Tm	Diff	Time of Day
1	1:01.048	+9.635	12:23:22.442
2	52.849	+1.436	12:24:15.291
3	54.105	+2.692	12:25:09.396
4	52.892	+1.479	12:26:02.288
5	51.854	+0.441	12:26:54.142
6	51.691	+0.278	12:27:45.833
7	52.613	+1.200	12:28:38.446
8	52.065	+0.652	12:29:30.511
9	51.586	+0.173	12:30:22.097
10	51.745	+0.332	12:31:13.842
11	51.799	+0.386	12:32:05.641
12	51.528	+0.115	12:32:57.169
13	51.579	+0.166	12:33:48.748
14	51.413		12:34:40.161

(292) Jose Pedro Faria

Lap	Lap Tm	Diff	Time of Day
1	1:02.761	+11.219	12:23:23.732
2	51.885	+0.343	12:24:15.617
3	53.695	+2.153	12:25:09.312
4	52.520	+0.978	12:26:01.832
5	52.683	+1.141	12:26:54.515
6	51.757	+0.215	12:27:46.272
7	53.074	+1.532	12:28:39.346
8	51.634	+0.092	12:29:30.980
9	51.843	+0.301	12:30:22.823
10	51.694	+0.152	12:31:14.517
11	51.668	+0.126	12:32:06.185
12	51.542		12:32:57.727
13	52.160	+0.618	12:33:49.887
14	51.706	+0.164	12:34:41.593

(241) Michael Cool

Lap	Lap Tm	Diff	Time of Day
1	1:01.751	+10.076	12:23:24.089
2	52.004	+0.329	12:24:16.093
3	52.393	+0.718	12:25:08.486
4	52.553	+0.878	12:26:01.039
5	51.777	+0.102	12:26:52.816
6	52.273	+0.598	12:27:45.089
7	51.693	+0.018	12:28:36.782
8	51.825	+0.150	12:29:28.607
9	52.016	+0.341	12:30:20.623
10	51.698	+0.023	12:31:12.321
11	53.487	+1.812	12:32:05.808
12	51.675		12:32:57.483

Lap	Lap Tm	Diff	Time of Day
13	52.208	+0.533	12:33:49.691
14	52.242	+0.567	12:34:41.933

(213) Steven Hees

Lap	Lap Tm	Diff	Time of Day
1	1:04.711	+13.052	12:23:25.885
2	52.220	+0.561	12:24:18.105
3	52.037	+0.378	12:25:10.142
4	51.993	+0.334	12:26:02.135
5	51.797	+0.138	12:26:53.932
6	51.721	+0.062	12:27:45.653
7	52.321	+0.662	12:28:37.974
8	52.171	+0.512	12:29:30.145
9	51.752	+0.093	12:30:21.897
10	52.461	+0.802	12:31:14.358
11	52.619	+0.960	12:32:06.977
12	51.659		12:32:58.636
13	51.934	+0.275	12:33:50.570
14	51.810	+0.151	12:34:42.380

(205) James Greenway

Lap	Lap Tm	Diff	Time of Day
1	58.770	+7.041	12:23:20.937
2	52.498	+0.769	12:24:13.435
3	54.785	+3.056	12:25:08.220
4	52.954	+1.225	12:26:01.174
5	51.921	+0.192	12:26:53.095
6	52.265	+0.536	12:27:45.360
7	51.801	+0.072	12:28:37.161
8	53.679	+1.950	12:29:30.840
9	52.051	+0.322	12:30:22.891
10	51.729		12:31:14.620
11	51.987	+0.258	12:32:06.607
12	51.828	+0.099	12:32:58.435
13	52.201	+0.472	12:33:50.636
14	51.929	+0.200	12:34:42.565

(232) Harry Drysdale

Lap	Lap Tm	Diff	Time of Day
1	1:03.013	+11.308	12:23:24.509
2	51.769	+0.064	12:24:16.278
3	52.905	+1.200	12:25:09.183
4	52.385	+0.680	12:26:01.568
5	53.363	+1.658	12:26:54.931
6	51.798	+0.093	12:27:46.729
7	53.721	+2.016	12:28:40.450
8	52.025	+0.320	12:29:32.475
9	51.848	+0.143	12:30:24.323
10	51.846	+0.141	12:31:16.169
11	51.721	+0.016	12:32:07.890
12	51.705		12:32:59.595
13	51.969	+0.264	12:33:51.564
14	51.718	+0.013	12:34:43.282

(253) Niklas Dall Knudsen

Lap	Lap Tm	Diff	Time of Day
1	1:00.191	+8.633	12:23:21.665
2	52.506	+0.948	12:24:14.171
3	52.365	+0.807	12:25:06.536
4	54.291	+2.733	12:26:00.827
5	51.781	+0.223	12:26:52.608
6	52.669	+1.111	12:27:45.277
7	53.572	+2.014	12:28:38.849
8	51.901	+0.343	12:29:30.750
9	54.600	+3.042	12:30:25.350
10	51.952	+0.394	12:31:17.302
11	51.558		12:32:08.860
12	51.680	+0.122	12:33:00.540
13	51.805	+0.247	12:33:52.345
14	51.834	+0.276	12:34:44.179

Timekeeping Ingrid and Meik Wagner:

Clerk of the course Nigel Edwards:

Steward (Chairman) Olivier Stevny:

Chief Scrutineer Paul Klaassen:

www.mylaps.com

Licensed to: Motorsport Events

Rotax Max Euro Challenge 20
 Class: Rotax Max Seniors
 Date/Time: 29-05-2011 15:00

Track: Wackersdorf / Germany
 Heat: Final
 Laps: 18

Edition 1

Niklas Dall Knudsen	253	Laps 14 Tm. 12:23.870	17	John Norris	299	Laps 14 Tm. 1.216
	33				34	
James Greenway	205	Laps 14 Tm. 12:22.256	16	Harry Drysdale	232	Laps 14 Tm. 12:22.973
	31				32	
Michael Cool	241	Laps 14 Tm. 12:21.624	15	Steven Hees	213	Laps 14 Tm. 12:22.071
	29				30	
Roy Curfs	293	Laps 14 Tm. 12:19.852	14	Jose Pedro Faria	292	Laps 14 Tm. 12:21.284
	27				28	
Bas de Laat	237	Laps 14 Tm. 12:19.103	13	Christian Sorensen	244	Laps 14 Tm. 12:19.426
	25				26	
Nicolai Nielsen	222	Laps 14 Tm. 12:17.360	12	Julian Wagner	281	Laps 14 Tm. 12:18.574
	23				24	
Aavo Talvar	226	Laps 14 Tm. 12:16.252	11	Jules Cousin	242	Laps 14 Tm. 12:16.586
	21				22	
Kevin Kemmling	287	Laps 14 Tm. 12:15.254	10	Ludvig Morin	236	Laps 14 Tm. 12:15.938
	19				20	
Antoine Barthon	208	Laps 14 Tm. 12:14.678	9	Jiri Forman	239	Laps 14 Tm. 12:14.954
	17				18	
Barrie Pullinger	214	Laps 14 Tm. 12:13.392	8	Berry Torenvliet	207	Laps 14 Tm. 12:13.640
	15				16	
Sean Babington	249	Laps 14 Tm. 12:09.909	7	Charlie Eastwood	304	Laps 14 Tm. 12:12.665
	13				14	
Thomas Benisri	289	Laps 14 Tm. 12:08.677	6	Jack Hawksworth	314	Laps 14 Tm. 12:09.370
	11				12	
Ferenc Kancsar	209	Laps 14 Tm. 12:07.967	5	Karol Dabski	215	Laps 14 Tm. 12:08.081
	9				10	
Mats Van Den Brand	203	Laps 14 Tm. 12:07.623	4	Ross Wylie	211	Laps 14 Tm. 12:07.755
	7				8	
Stefan Riener	255	Laps 14 Tm. 12:03.181	3	Stefan Locsmandi	300	Laps 14 Tm. 12:06.811
	5				6	
Kasper H Jensen	254	Laps 14 Tm. 12:02.348	2	Shaun Slavin	305	Laps 14 Tm. 12:02.897
	3				4	
Edward Brand	202	Laps 14 Tm. 12:00.779	1	Ben Cooper	312	Laps 14 Tm. 12:01.638
	1				2	

Pole Position

Clerk of the course Nigel Edwards:
 Stewards (Chairman) Olivier Steveny:

Scrutineer Paul Klaassen:
 Timekeeping Ingrid/Meik Wagner:



ROTAX Euro Challenge Wackersdorf/Germany

Rotax Seniors

Wackersdorf 1,275 Km

Final

2011-05-29 15:00


Race (18 Laps) started at 15:02:23

Pos	No.	Name	Nat.	Chassis	Race Team	Laps	Total Tm	Diff	Best Tm	In Lap	km/h	Points
1	254	Kasper H Jensen	DEN	Kosmic	PB Kart Race	18	15:29.737		51.238	9	89,582	55
2	202	Edward Brand	GBR	Tonykart	Strawberry Racing	18	15:29.977	0.240	51.198	7	89,652	52
3	312	Ben Cooper	GBR	Birel	Kalman Motorsport	18	15:30.819	1.082	51.279	13	89,510	50
4	203	Mats Van Den Brand	NED	Intrepid	Intrepid Force Rotax	18	15:33.520	3.783	51.468	8	89,182	49
5	249	Sean Babington	GBR	Alonso	Dan Holland Racing	18	15:34.275	4.538	51.245	9	89,570	48
6	305	Shaun Slavin	GBR	Alonso	Dan Holland Racing	18	15:36.838	7.101	51.369	9	89,354	47
7	211	Ross Wylie	GBR	Alonso	Dan Holland Racing	18	15:37.102	7.365	51.467	8	89,183	46
8	289	Thomas Benisri	FRA	Tonykart		18	15:37.149	7.412	51.449	10	89,215	45
9	208	Antoine Barthon	FRA	FA Kart	Dan Holland Racing	18	15:37.412	7.675	51.390	8	89,317	44
10	207	Berry Torenvliet	NED	Tonykart	Strawberry Racing	18	15:39.482	9.745	51.399	13	89,301	43
11	239	Jiri Forman	CZE	MS Kart	MS Kart Racing Team	18	15:39.668	9.931	51.315	14	89,448	42
12	300	Stefan Locsmandi	AUT	Kosmic	Paul Carr Racing	18	15:40.325	10.588	51.393	13	89,312	41
13	236	Ludvig Morin	SWE	Kosmic	Sodakart SE	18	15:42.943	13.206	51.484	6	89,154	40
14	205	James Greenway	GBR	Gillard	Protrain Racing	18	15:43.215	13.478	51.470	16	89,178	39
15	209	Ferenc Kancsar	AUT	Intrepid	Intrepid Force Rotax	18	15:43.392	13.655	51.323	13	89,434	38
16	299	John Norris	IRL	Mach 1	Mach 1 Motorsport	18	15:45.897	16.160	51.463	13	89,190	37
17	226	Aavo Talvar	EST	Intrepid	Team TKP Intrepid	18	15:46.000	16.263	51.327	7	89,427	36
18	237	Bas de Laat	NED	Gillard	VZ Racing	18	15:47.070	17.333	51.447	9	89,218	35
19	255	Stefan Riener	AUT	Intrepid	Intrepid Force Rotax	18	15:49.179	19.442	51.384	9	89,327	34
20	213	Steven Hees	GER	CRG	CRG Holland	18	15:49.700	19.963	51.626	11	88,909	33
21	214	Barrie Pullinger	GBR	Tonykart	Strawberry Racing	18	15:50.997	21.260	51.649	7	88,869	32
22	241	Michael Cool	BEL	Tonykart	Bouvin Power	18	15:52.034	22.297	51.449	12	89,215	31
23	215	Karol Dabski	POL	Intrepid	Uniq Racing	18	15:53.593	23.856	51.464	7	89,189	30
24	232	Harry Drysdale	GBR	Tonykart	HD Racing	18	15:54.056	24.319	51.763	5	88,673	29
25	242	Jules Cousin	FRA	FA Kart	DSS Kart	18	15:54.152	24.415	51.505	9	89,118	28
26	287	Kevin Kemmling	GER	M-Tec	Kartschmie.de	18	15:54.636	24.899	51.804	13	88,603	27
27	281	Julian Wagner	AUT	Praga	M Tec Racing	18	15:55.530	25.793	51.721	5	88,745	26
28	222	Nicolai Nielsen	DEN	Tonykart	RS Competition	18	15:55.691	25.954	51.616	9	88,926	25
29	293	Roy Curfs	BEL	Tonykart	Hugo Motorsport	18	15:55.849	26.112	51.698	12	88,785	24
30	253	Niklas Dall Knudsen	DEN	Kosmic	PB Kart Race	10	9:04.123	8 Laps	51.467	5	89,183	23
31	314	Jack Hawksworth	GBR	Gillard	Protrain Racing	2	2:16.004	16 Laps	54.322	2	84,496	22
32	304	Charlie Eastwood	GBR	Kosmic	Paul Carr Racing	1	1:01.454	17 Laps	1:00.933	1	75,329	21
33	244	Christian Sorensen	DEN	First Kart	First Kart s.r.l	1	1:08.145	17 Laps	1:06.676	1	68,840	20
34	292	Jose Pedro Faria	POR	Intrepid	OZ Racing Team		1.643	18 Laps		0	-	19

Announcements

These results are provisional until the conclusion of any judicial and technical matters
 Started: 34 Classified: 34 Not classified:0

Margin of Victory	Ø km/h	Best Lap Tm	km/h	Best Lap by
0.240	88,864	51.198	89,652	202 - Edward Brand

Timekeeping Ingrid and Meik Wagner:  Clerk of the course Nigel Edwards: www.mylaps.com
 Steward (Chairman) Olivier Steveny: Chief Scrutineer Paul Klaassen: Licensed to: Motorsport Events
 Printed: 2011-05-29 15:19:37 posted at: h



ROTAX Euro Challenge Wackersdorf/Germany

Rotax Seniors

Wackersdorf 1,275 Km

Final

2011-05-29 15:00

Race (18 Laps) started at 15:02:23

Lap	Lap Tm	Diff	Time of Day
(254) Kasper H Jensen			
1	53.931	+2.693	15:03:17.720
2	52.511	+1.273	15:04:10.231
3	51.952	+0.714	15:05:02.183
4	51.587	+0.349	15:05:53.770
5	51.545	+0.307	15:06:45.315
6	51.633	+0.395	15:07:36.948
7	51.426	+0.188	15:08:28.374
8	51.310	+0.072	15:09:19.684
9	51.238		15:10:10.922
10	51.284	+0.046	15:11:02.206
11	51.352	+0.114	15:11:53.558
12	51.350	+0.112	15:12:44.908
13	51.406	+0.168	15:13:36.314
14	51.341	+0.103	15:14:27.655
15	51.534	+0.296	15:15:19.189
16	51.408	+0.170	15:16:10.597
17	51.366	+0.128	15:17:01.963
18	51.449	+0.211	15:17:53.412

Lap	Lap Tm	Diff	Time of Day
(202) Edward Brand			
1	55.129	+3.931	15:03:18.821
2	52.081	+0.883	15:04:10.902
3	52.181	+0.983	15:05:03.083
4	51.717	+0.519	15:05:54.800
5	51.538	+0.340	15:06:46.338
6	51.515	+0.317	15:07:37.853
7	51.198		15:08:29.051
8	51.274	+0.076	15:09:20.325
9	51.305	+0.107	15:10:11.630
10	51.375	+0.177	15:11:03.005
11	51.430	+0.232	15:11:54.435
12	51.255	+0.057	15:12:45.690
13	51.274	+0.076	15:13:36.964
14	51.337	+0.139	15:14:28.301
15	51.317	+0.119	15:15:19.618
16	51.263	+0.065	15:16:10.881
17	51.327	+0.129	15:17:02.208
18	51.444	+0.246	15:17:53.652

Lap	Lap Tm	Diff	Time of Day
(312) Ben Cooper			
1	53.944	+2.665	15:03:17.619
2	52.834	+1.555	15:04:10.453
3	52.000	+0.721	15:05:02.453
4	51.599	+0.320	15:05:54.052
5	51.529	+0.250	15:06:45.581
6	51.629	+0.350	15:07:37.210
7	51.431	+0.152	15:08:28.641
8	51.341	+0.062	15:09:19.982
9	51.450	+0.171	15:10:11.432
10	51.710	+0.431	15:11:03.142
11	51.415	+0.136	15:11:54.557
12	51.367	+0.088	15:12:45.924
13	51.279		15:13:37.203
14	51.374	+0.095	15:14:28.577
15	51.392	+0.113	15:15:19.969
16	51.395	+0.116	15:16:11.364
17	51.534	+0.255	15:17:02.898
18	51.596	+0.317	15:17:54.494

Lap	Lap Tm	Diff	Time of Day
(203) Mats Van Den Brand			
1	54.427	+2.959	15:03:18.394
2	52.434	+0.966	15:04:10.828
3	52.042	+0.574	15:05:02.870
4	52.169	+0.701	15:05:55.039

Lap	Lap Tm	Diff	Time of Day
5	51.673	+0.205	15:06:46.712
6	51.637	+0.169	15:07:38.349
7	51.583	+0.115	15:08:29.932
8	51.468		15:09:21.400
9	51.564	+0.096	15:10:12.964
10	51.526	+0.058	15:11:04.490
11	51.546	+0.078	15:11:56.036
12	51.548	+0.080	15:12:47.584
13	51.602	+0.134	15:13:39.186
14	51.602	+0.134	15:14:30.788
15	51.559	+0.091	15:15:22.347
16	51.614	+0.146	15:16:13.961
17	51.614	+0.146	15:17:05.575
18	51.620	+0.152	15:17:57.195

Lap	Lap Tm	Diff	Time of Day
(249) Sean Babington			
1	56.287	+5.042	15:03:20.492
2	52.880	+1.635	15:04:13.372
3	52.172	+0.927	15:05:05.544
4	51.634	+0.389	15:05:57.178
5	51.536	+0.291	15:06:48.714
6	51.478	+0.233	15:07:40.192
7	51.254	+0.009	15:08:31.446
8	51.297	+0.052	15:09:22.743
9	51.245		15:10:13.988
10	51.314	+0.069	15:11:05.302
11	51.512	+0.267	15:11:56.814
12	51.309	+0.064	15:12:48.123
13	51.489	+0.244	15:13:39.612
14	51.567	+0.322	15:14:31.179
15	51.563	+0.318	15:15:22.742
16	51.713	+0.468	15:16:14.455
17	51.747	+0.502	15:17:06.202
18	51.748	+0.503	15:17:57.950

Lap	Lap Tm	Diff	Time of Day
(305) Shaun Slavin			
1	56.955	+5.586	15:03:20.711
2	52.966	+1.597	15:04:13.677
3	52.436	+1.067	15:05:06.113
4	51.504	+0.135	15:05:57.617
5	51.593	+0.224	15:06:49.210
6	51.576	+0.207	15:07:40.786
7	51.494	+0.125	15:08:32.280
8	51.375	+0.006	15:09:23.655
9	51.369		15:10:15.024
10	51.539	+0.170	15:11:06.563
11	51.584	+0.215	15:11:58.147
12	51.563	+0.194	15:12:49.710
13	51.568	+0.199	15:13:41.278
14	51.598	+0.229	15:14:32.876
15	51.488	+0.119	15:15:24.364
16	51.497	+0.128	15:16:15.861
17	51.556	+0.187	15:17:07.417
18	53.096	+1.727	15:18:00.513

Lap	Lap Tm	Diff	Time of Day
(211) Ross Wylie			
1	55.574	+4.107	15:03:19.489
2	52.125	+0.658	15:04:11.614
3	52.068	+0.601	15:05:03.682
4	51.759	+0.292	15:05:55.441
5	51.700	+0.233	15:06:47.141
6	51.592	+0.125	15:07:38.733
7	51.486	+0.019	15:08:30.219
8	51.467		15:09:21.686
9	51.603	+0.136	15:10:13.289
10	51.514	+0.047	15:11:04.803

Lap	Lap Tm	Diff	Time of Day
11	51.723	+0.256	15:11:56.526
12	51.897	+0.430	15:12:48.423
13	51.720	+0.253	15:13:40.143
14	51.644	+0.177	15:14:31.787
15	51.672	+0.205	15:15:23.459
16	51.894	+0.427	15:16:15.353
17	51.853	+0.386	15:17:07.206
18	53.571	+2.104	15:18:00.777

Lap	Lap Tm	Diff	Time of Day
(289) Thomas Benisri			
1	55.265	+3.816	15:03:19.382
2	52.943	+1.494	15:04:12.325
3	52.487	+1.038	15:05:04.812
4	52.051	+0.602	15:05:56.863
5	52.097	+0.648	15:06:48.960
6	51.581	+0.132	15:07:40.541
7	52.034	+0.585	15:08:32.575
8	51.486	+0.037	15:09:24.061
9	51.533	+0.084	15:10:15.594
10	51.449		15:11:07.043
11	51.599	+0.150	15:11:58.642
12	51.707	+0.258	15:12:50.349
13	51.476	+0.027	15:13:41.825
14	51.561	+0.112	15:14:33.386
15	51.538	+0.089	15:15:24.924
16	51.579	+0.130	15:16:16.503
17	51.660	+0.211	15:17:08.163
18	52.661	+1.212	15:18:00.824

Lap	Lap Tm	Diff	Time of Day
(208) Antoine Barthon			
1	56.296	+4.906	15:03:20.891
2	52.977	+1.587	15:04:13.868
3	52.847	+1.457	15:05:06.715
4	51.828	+0.438	15:05:58.543
5	51.697	+0.307	15:06:50.240
6	51.618	+0.228	15:07:41.858
7	51.652	+0.262	15:08:33.510
8	51.390		15:09:24.900
9	51.406	+0.016	15:10:16.306
10	51.510	+0.120	15:11:07.816
11	51.453	+0.063	15:11:59.269
12	51.572	+0.182	15:12:50.841
13	51.491	+0.101	15:13:42.332
14	51.420	+0.030	15:14:33.752
15	51.494	+0.104	15:15:25.246
16	51.578	+0.188	15:16:16.824
17	51.743	+0.353	15:17:08.567
18	52.520	+1.130	15:18:01.087

Lap	Lap Tm	Diff	Time of Day
(207) Berry Torenvliet			
1	56.349	+4.950	15:03:20.628
2	53.569	+2.170	15:04:14.197
3	52.667	+1.268	15:05:06.864
4	52.422	+1.023	15:05:59.286
5	51.936	+0.537	15:06:51.222
6	52.800	+1.401	15:07:44.022
7	51.602	+0.203	15:08:35.624
8	51.601	+0.202	15:09:27.225
9	51.462	+0.063	15:10:18.687
10	51.460	+0.061	15:11:10.147
11	51.443	+0.044	15:12:01.590
12	51.478	+0.079	15:12:53.068
13	51.399		15:13:44.467
14	51.453	+0.054	15:14:35.920
15	51.555	+0.156	15:15:27.475
16	51.824	+0.425	15:16:19.299

Timekeeping Ingrid and Meik Wagner:

Clerk of the course Nigel Edwards:

Steward (Chairman) Olivier Steveny:

Chief Scrutineer Paul Klaassen:

www.mylaps.com

Licensed to: Motorsport Events



ROTAX Euro Challenge Wackersdorf/Germany

Rotax Seniors

Wackersdorf 1,275 Km

Final

2011-05-29 15:00

Race (18 Laps) started at 15:02:23

Lap	Lap Tm	Diff	Time of Day
17	51.861	+0.462	15:17:11.160
18	51.997	+0.598	15:18:03.157

(239) Jiri Forman

Lap	Lap Tm	Diff	Time of Day
1	58.045	+6.730	15:03:22.485
2	53.423	+2.108	15:04:15.908
3	52.145	+0.830	15:05:08.053
4	52.334	+1.019	15:06:00.387
5	51.635	+0.320	15:06:52.022
6	53.003	+1.688	15:07:45.025
7	51.456	+0.141	15:08:36.481
8	51.392	+0.077	15:09:27.873
9	51.432	+0.117	15:10:19.305
10	51.455	+0.140	15:11:10.760
11	51.559	+0.244	15:12:02.319
12	51.404	+0.089	15:12:53.723
13	51.429	+0.114	15:13:45.152
14	51.315		15:14:36.467
15	51.423	+0.108	15:15:27.890
16	51.634	+0.319	15:16:19.524
17	52.118	+0.803	15:17:11.642
18	51.701	+0.386	15:18:03.343

(300) Stefan Locsmandi

Lap	Lap Tm	Diff	Time of Day
1	57.577	+6.184	15:03:21.410
2	53.439	+2.046	15:04:14.849
3	52.350	+0.957	15:05:07.199
4	52.975	+1.582	15:06:00.174
5	51.441	+0.048	15:06:51.615
6	52.163	+0.770	15:07:43.778
7	51.502	+0.109	15:08:35.280
8	51.569	+0.176	15:09:26.849
9	51.499	+0.106	15:10:18.348
10	51.416	+0.023	15:11:09.764
11	51.440	+0.047	15:12:01.204
12	51.498	+0.105	15:12:52.702
13	51.393		15:13:44.095
14	51.576	+0.183	15:14:35.671
15	51.637	+0.244	15:15:27.308
16	52.104	+0.711	15:16:19.412
17	52.698	+1.305	15:17:12.110
18	51.890	+0.497	15:18:04.000

(236) Ludvig Morin

Lap	Lap Tm	Diff	Time of Day
1	58.346	+6.862	15:03:22.859
2	53.384	+1.900	15:04:16.243
3	53.989	+2.505	15:05:10.232
4	51.971	+0.487	15:06:02.203
5	51.613	+0.129	15:06:53.816
6	51.484		15:07:45.300
7	52.061	+0.577	15:08:37.361
8	51.487	+0.003	15:09:28.848
9	51.564	+0.080	15:10:20.412
10	52.017	+0.533	15:11:12.429
11	51.739	+0.255	15:12:04.168
12	51.711	+0.227	15:12:55.879
13	51.682	+0.198	15:13:47.561
14	51.964	+0.480	15:14:39.525
15	51.669	+0.185	15:15:31.194
16	51.533	+0.049	15:16:22.727
17	51.866	+0.382	15:17:14.593
18	52.025	+0.541	15:18:06.618

(205) James Greenway

Lap	Lap Tm	Diff	Time of Day
1	57.972	+6.502	15:03:23.802
2	53.406	+1.936	15:04:17.208

Lap	Lap Tm	Diff	Time of Day
3	53.108	+1.638	15:05:10.316
4	52.388	+0.918	15:06:02.704
5	51.720	+0.250	15:06:54.424
6	51.941	+0.471	15:07:46.365
7	51.501	+0.031	15:08:37.866
8	52.076	+0.606	15:09:29.942
9	51.675	+0.205	15:10:21.617
10	51.484	+0.014	15:11:13.101
11	51.475	+0.005	15:12:04.576
12	51.722	+0.252	15:12:56.298
13	51.763	+0.293	15:13:48.061
14	51.832	+0.362	15:14:39.893
15	51.653	+0.183	15:15:31.546
16	51.470		15:16:23.016
17	51.701	+0.231	15:17:14.717
18	52.173	+0.703	15:18:06.890

(209) Ferenc Kancsar

Lap	Lap Tm	Diff	Time of Day
1	57.611	+6.288	15:03:21.661
2	52.857	+1.534	15:04:14.518
3	52.457	+1.134	15:05:06.975
4	53.918	+2.595	15:06:00.893
5	51.549	+0.226	15:06:52.442
6	52.416	+1.093	15:07:44.858
7	51.884	+0.561	15:08:36.742
8	51.514	+0.191	15:09:28.256
9	52.392	+1.069	15:10:20.648
10	51.635	+0.312	15:11:12.283
11	51.992	+0.669	15:12:04.275
12	52.197	+0.874	15:12:56.472
13	51.323		15:13:47.795
14	52.358	+1.035	15:14:40.153
15	51.609	+0.286	15:15:31.762
16	51.537	+0.214	15:16:23.299
17	51.713	+0.390	15:17:15.012
18	52.055	+0.732	15:18:07.067

(299) John Norris

Lap	Lap Tm	Diff	Time of Day
1	57.251	+5.788	15:03:23.279
2	53.269	+1.806	15:04:16.548
3	54.456	+2.993	15:05:11.004
4	52.759	+1.296	15:06:03.763
5	52.286	+0.823	15:06:56.049
6	51.769	+0.306	15:07:47.818
7	51.685	+0.222	15:08:39.503
8	51.523	+0.060	15:09:31.026
9	51.643	+0.180	15:10:22.669
10	53.224	+1.761	15:11:15.893
11	51.565	+0.102	15:12:07.458
12	51.702	+0.239	15:12:59.160
13	51.463		15:13:50.623
14	51.855	+0.392	15:14:42.478
15	51.647	+0.184	15:15:34.125
16	51.628	+0.165	15:16:25.753
17	51.865	+0.402	15:17:17.618
18	51.954	+0.491	15:18:09.572

(226) Aavo Talvar

Lap	Lap Tm	Diff	Time of Day
1	57.879	+6.552	15:03:22.996
2	53.615	+2.288	15:04:16.611
3	55.117	+3.790	15:05:11.728
4	53.360	+2.033	15:06:05.088
5	51.903	+0.576	15:06:56.991
6	51.762	+0.435	15:07:48.753
7	51.327		15:08:40.080
8	51.432	+0.105	15:09:31.512

Lap	Lap Tm	Diff	Time of Day
9	51.405	+0.078	15:10:22.917
10	53.076	+1.749	15:11:15.993
11	51.728	+0.401	15:12:07.721
12	51.649	+0.322	15:12:59.370
13	51.599	+0.272	15:13:50.969
14	51.670	+0.343	15:14:42.639
15	51.730	+0.403	15:15:34.369
16	51.728	+0.401	15:16:26.097
17	51.790	+0.463	15:17:17.887
18	51.788	+0.461	15:18:09.675

(237) Bas de Laet

Lap	Lap Tm	Diff	Time of Day
1	59.387	+7.940	15:03:24.739
2	54.604	+3.157	15:04:19.343
3	52.460	+1.013	15:05:11.803
4	52.631	+1.184	15:06:04.434
5	52.148	+0.701	15:06:56.582
6	52.234	+0.787	15:07:48.816
7	51.578	+0.131	15:08:40.394
8	51.566	+0.119	15:09:31.960
9	51.447		15:10:23.407
10	53.241	+1.794	15:11:16.648
11	51.740	+0.293	15:12:08.388
12	51.487	+0.040	15:12:59.875
13	51.637	+0.190	15:13:51.512
14	51.807	+0.360	15:14:43.319
15	51.881	+0.434	15:15:35.200
16	51.635	+0.188	15:16:26.835
17	51.932	+0.485	15:17:18.767
18	51.978	+0.531	15:18:10.745

(255) Stefan Riener

Lap	Lap Tm	Diff	Time of Day
1	1:02.246	+10.862	15:03:26.134
2	53.142	+1.758	15:04:19.276
3	52.177	+0.793	15:05:11.453
4	52.610	+1.226	15:06:04.063
5	55.938	+4.554	15:07:00.001
6	51.714	+0.330	15:07:51.715
7	51.844	+0.460	15:08:43.559
8	51.505	+0.121	15:09:35.064
9	51.384		15:10:26.448
10	52.194	+0.810	15:11:18.642
11	51.958	+0.574	15:12:10.600
12	51.417	+0.033	15:13:02.017
13	51.609	+0.225	15:13:53.626
14	51.818	+0.434	15:14:45.444
15	51.849	+0.465	15:15:37.293
16	51.881	+0.497	15:16:29.174
17	51.828	+0.444	15:17:21.002
18	51.852	+0.468	15:18:12.854

(213) Steven Hees

Lap	Lap Tm	Diff	Time of Day
1	58.058	+6.432	15:03:23.463
2	56.042	+4.416	15:04:19.505
3	52.944	+1.318	15:05:12.449
4	52.823	+1.197	15:06:05.272
5	52.036	+0.410	15:06:57.308
6	51.861	+0.235	15:07:49.169
7	51.773	+0.147	15:08:40.942
8	51.869	+0.243	15:09:32.811
9	52.187	+0.561	15:10:24.998
10	52.302	+0.676	15:11:17.300
11	51.626		15:12:08.926
12	51.859	+0.233	15:13:00.785
13	52.177	+0.551	15:13:52.962
14	51.913	+0.287	15:14:44.875

Timekeeping Ingrid and Meik Wagner:  Clerk of the course Nigel Edwards:

Steward (Chairman) Olivier Stevny: Chief Scrutineer Paul Klaassen: Licensed to: Motorsport Events



ROTAX Euro Challenge Wackersdorf/Germany

Rotax Seniors

Wackersdorf 1,275 Km

Final

2011-05-29 15:00

Race (18 Laps) started at 15:02:23

Lap	Lap Tm	Diff	Time of Day	Lap	Lap Tm	Diff	Time of Day	Lap	Lap Tm	Diff	Time of Day
15	52.064	+0.438	15:15:36.939	1	56.810	+5.047	15:03:22.371	7	51.950	+0.229	15:08:38.793
16	52.661	+1.035	15:16:29.600	2	53.344	+1.581	15:04:15.715	8	51.944	+0.223	15:09:30.737
17	51.898	+0.272	15:17:21.498	3	52.682	+0.919	15:05:08.397	9	51.735	+0.014	15:10:22.472
18	51.877	+0.251	15:18:13.375	4	52.819	+1.056	15:06:01.216	10	56.056	+4.335	15:11:18.528
(214) Barrie Pullinger				5	51.763		15:06:52.979	11	52.340	+0.619	15:12:10.868
1	55.963	+4.314	15:03:20.291	6	52.425	+0.662	15:07:45.404	12	51.816	+0.095	15:13:02.684
2	53.211	+1.562	15:04:13.502	7	52.249	+0.486	15:08:37.653	13	52.181	+0.460	15:13:54.865
3	53.294	+1.645	15:05:06.796	8	52.601	+0.838	15:09:30.254	14	52.667	+0.946	15:14:47.532
4	52.927	+1.278	15:05:59.723	9	51.879	+0.116	15:10:22.133	15	53.196	+1.475	15:15:40.728
5	51.699	+0.050	15:06:51.422	10	54.436	+2.673	15:11:16.569	16	51.966	+0.245	15:16:32.694
6	53.008	+1.359	15:07:44.430	11	52.172	+0.409	15:12:08.741	17	53.559	+1.838	15:17:26.253
7	51.649		15:08:36.079	12	51.809	+0.046	15:13:00.550	18	52.952	+1.231	15:18:19.205
8	51.967	+0.318	15:09:28.046	13	52.343	+0.580	15:13:52.893	(222) Nicolai Nielsen			
9	57.301	+5.652	15:10:25.347	14	54.384	+2.621	15:14:47.277	1	58.778	+7.162	15:03:23.974
10	52.401	+0.752	15:11:17.748	15	52.595	+0.832	15:15:39.872	2	53.851	+2.235	15:04:17.825
11	51.732	+0.083	15:12:09.480	16	52.011	+0.248	15:16:31.883	3	53.323	+1.707	15:05:11.148
12	51.682	+0.033	15:13:01.162	17	53.343	+1.580	15:17:25.226	4	53.018	+1.402	15:06:04.166
13	51.896	+0.247	15:13:53.058	18	52.505	+0.742	15:18:17.731	5	56.840	+5.224	15:07:01.006
14	53.909	+2.260	15:14:46.967	(242) Jules Cousin				6	52.025	+0.409	15:07:53.031
15	52.148	+0.499	15:15:39.115	1	57.344	+5.839	15:03:22.171	7	52.435	+0.819	15:08:45.466
16	51.790	+0.141	15:16:30.905	2	55.266	+3.761	15:04:17.437	8	51.640	+0.024	15:09:37.106
17	51.963	+0.314	15:17:22.868	3	53.087	+1.582	15:05:10.524	9	51.616		15:10:28.722
18	51.804	+0.155	15:18:14.672	4	53.383	+1.878	15:06:03.907	10	51.965	+0.349	15:11:20.687
(241) Michael Cool				5	54.293	+2.788	15:06:58.200	11	52.290	+0.674	15:12:12.977
1	57.781	+6.332	15:03:23.535	6	52.198	+0.693	15:07:50.398	12	52.140	+0.524	15:13:05.117
2	54.760	+3.311	15:04:18.295	7	51.577	+0.072	15:08:41.975	13	51.739	+0.123	15:13:56.856
3	53.067	+1.618	15:05:11.362	8	52.598	+1.093	15:09:34.573	14	51.844	+0.228	15:14:48.700
4	52.994	+1.545	15:06:04.356	9	51.505		15:10:26.078	15	52.424	+0.808	15:15:41.124
5	56.612	+5.163	15:07:00.968	10	52.332	+0.827	15:11:18.410	16	51.831	+0.215	15:16:32.955
6	52.270	+0.821	15:07:53.238	11	52.799	+1.294	15:12:11.209	17	52.989	+1.373	15:17:25.944
7	52.086	+0.637	15:08:45.324	12	51.644	+0.139	15:13:02.853	18	53.422	+1.806	15:18:19.366
8	51.541	+0.092	15:09:36.865	13	51.787	+0.282	15:13:54.640	(293) Roy Curfs			
9	51.563	+0.114	15:10:28.428	14	52.496	+0.991	15:14:47.136	1	59.049	+7.351	15:03:24.633
10	51.870	+0.421	15:11:20.298	15	53.375	+1.870	15:15:40.511	2	54.544	+2.846	15:04:19.177
11	51.822	+0.373	15:12:12.120	16	51.967	+0.462	15:16:32.478	3	53.037	+1.339	15:05:12.214
12	51.449		15:13:03.569	17	52.406	+0.901	15:17:24.884	4	53.081	+1.383	15:06:05.295
13	51.757	+0.308	15:13:55.326	18	52.943	+1.438	15:18:17.827	5	52.736	+1.038	15:06:58.031
14	52.012	+0.563	15:14:47.338	(287) Kevin Kemmling				6	53.220	+1.522	15:07:51.251
15	52.743	+1.294	15:15:40.081	1	57.209	+5.405	15:03:22.052	7	53.022	+1.324	15:08:44.273
16	51.955	+0.506	15:16:32.036	2	53.218	+1.414	15:04:15.270	8	51.835	+0.137	15:09:36.108
17	51.890	+0.441	15:17:23.926	3	52.183	+0.379	15:05:07.453	9	51.721	+0.023	15:10:27.829
18	51.783	+0.334	15:18:15.709	4	59.505	+7.701	15:06:06.958	10	51.826	+0.128	15:11:19.655
(215) Karol Dabski				5	52.055	+0.251	15:06:59.013	11	51.860	+0.162	15:12:11.515
1	58.753	+7.289	15:03:22.745	6	52.112	+0.308	15:07:51.125	12	51.698		15:13:03.213
2	54.212	+2.748	15:04:16.957	7	53.065	+1.261	15:08:44.190	13	52.688	+0.990	15:13:55.901
3	51.907	+0.443	15:05:08.864	8	52.143	+0.339	15:09:36.333	14	51.949	+0.251	15:14:47.850
4	57.544	+6.080	15:06:06.408	9	51.811	+0.007	15:10:28.144	15	53.486	+1.788	15:15:41.336
5	52.203	+0.739	15:06:58.611	10	52.375	+0.571	15:11:20.519	16	52.109	+0.411	15:16:33.445
6	52.200	+0.736	15:07:50.811	11	52.676	+0.872	15:12:13.195	17	52.723	+1.025	15:17:26.168
7	51.464		15:08:42.275	12	52.347	+0.543	15:13:05.542	18	53.356	+1.658	15:18:19.524
8	51.750	+0.286	15:09:34.025	13	51.804		15:13:57.346	(253) Niklas Dall Knudsen			
9	51.622	+0.158	15:10:25.647	14	51.856	+0.052	15:14:49.202	1	58.754	+7.287	15:03:24.745
10	52.625	+1.161	15:11:18.272	15	52.112	+0.308	15:15:41.314	2	53.184	+1.717	15:04:17.929
11	52.455	+0.991	15:12:10.727	16	51.908	+0.104	15:16:33.222	3	52.778	+1.311	15:05:10.707
12	51.634	+0.170	15:13:02.361	17	52.889	+1.085	15:17:26.111	4	51.844	+0.377	15:06:02.551
13	51.742	+0.278	15:13:54.103	18	52.200	+0.396	15:18:18.311	5	51.467		15:06:54.018
14	52.747	+1.283	15:14:46.850	(281) Julian Wagner				6	51.851	+0.384	15:07:45.869
15	53.091	+1.627	15:15:39.941	1	56.480	+4.759	15:03:21.447	7	51.912	+0.445	15:08:37.781
16	52.352	+0.888	15:16:32.293	2	53.945	+2.224	15:04:15.392	8	52.768	+1.301	15:09:30.549
17	52.410	+0.946	15:17:24.703	3	52.258	+0.537	15:05:07.650	9	51.714	+0.247	15:10:22.263
18	52.565	+1.101	15:18:17.268	4	52.870	+1.149	15:06:00.520	10	1:05.535	+14.068	15:11:27.798
(232) Harry Drysdale				5	51.721		15:06:52.241	(314) Jack Hawksworth			
				6	54.602	+2.881	15:07:46.843				

Timekeeping Ingrid and Meik Wagner:



Clerk of the course Nigel Edwards:

www.mylaps.com

Steward (Chairman) Olivier Steveny:

Chief Scrutineer Paul Klaassen:

Licensed to: Motorsport Events



ROTAX Euro Challenge Wackersdorf/Germany

Rotax Seniors

Wackersdorf 1,275 Km

Final

2011-05-29 15:00

Race (18 Laps) started at 15:02:23

Lap	Lap Tm	Diff	Time of Day
1	1:21.280	+26.958	15:03:45.357
2	54.322		15:04:39.679
<hr/>			
(304) Charlie Eastwood			
1	1:00.933		15:03:25.129
<hr/>			
(244) Christian Sorensen			
1	1:06.676		15:03:31.820

Lap	Lap Tm	Diff	Time of Day
-----	--------	------	-------------

Lap	Lap Tm	Diff	Time of Day
-----	--------	------	-------------

Timekeeping Ingrid and Meik Wagner:



Clerk of the course Nigel Edwards:

Steward (Chairman) Olivier Steveny:

Chief Scrutineer Paul Klaassen:

www.mylaps.com