



Rotax Euro Challenge Thy Karting/Denmark

Rotax Seniors

Thy Karting / Denmark 1,248 Km

Non Qualifying Practice 1 Even Numbers

29.07.2011 10:00

Practice (7:00 Time) started at 10:00:01

Pos	No.	Name	Nat.	Chassis	Race Team	Laps	Best Tm	Diff	Gap In Lap	km/h
1	304	Charlie Eastwood	GBR	Kosmic	Paul Carr Racing	6	53.456			
2	310	Lewis Plato	GBR	Tonykart	Paul Carr Racing	7	53.471	0.015	0.015	6 84,023
3	312	Ben Cooper	GBR	Birel	Kalman Motorsport	6	53.566	0.110	0.095	6 83,874
4	202	Edward Brand	GBR	Tonykart	Strawberry Racing	7	53.631	0.175	0.065	6 83,772
5	254	Kasper H Jensen	DEN	Kosmic	PB Kart Race	7	53.634	0.178	0.003	7 83,768
6	226	Aavo Talvar	EST	Intrepid	Team TKP	7	53.857	0.401	0.223	6 83,421
7	334	Mads Thomsen	DEN	RK Kart	HL Kart Racing DK	7	53.866	0.410	0.009	5 83,407
8	268	Christian Rahbek	DEN	Tonykart	RS Competition	7	53.870	0.414	0.004	5 83,401
9	326	Mathias Smith	DEN	Kosmic	DMT Racing.DK	6	53.872	0.416	0.002	6 83,398
10	216	Niki Laa	AUT	Birel	Kalman Motorsport	7	53.887	0.431	0.015	6 83,374
11	222	Nicolai Nielsen	DEN	Tonykart	RS Competition	7	53.961	0.505	0.074	4 83,260
12	342	Antii Ollikainen	FIN	RK Kart	SpeedFun	7	54.009	0.553	0.048	6 83,186
13	340	Tasmin Pepper	RSA	Birel	Kalman Motorsport	7	54.056	0.600	0.047	6 83,114
14	236	Ludvig Morin	SWE	Kosmic	Sodakart SE	7	54.065	0.609	0.009	6 83,100
15	292	Jose Pedro Faria	POR	Intrepid	QZ Racing Team	7	54.072	0.616	0.007	7 83,089
16	338	Jonathan Johansson	SWE	Gillard	PDB Racing Sweden	7	54.079	0.623	0.007	4 83,078
17	208	Antoine Barthon	FRA	FA Kart	Dan Holland Racing	7	54.162	0.706	0.083	6 82,951
18	324	Pedro Paixao	POR	Intrepid	QZ Racing Team	7	54.167	0.711	0.005	5 82,943
19	228	Sandor Jakab	SVK	Birel	Kalman Motorsport	7	54.174	0.718	0.007	7 82,933
20	346	Mike Joossens	NED	Topkart	Slangen Karting	7	54.177	0.721	0.003	3 82,928
21	286	Julian Kleinwort	GER	M-Tec	Kartschmie.de	7	54.182	0.726	0.005	5 82,921
22	242	Jules Cousin	FRA	FA Kart	DSS Kart	7	54.185	0.729	0.003	7 82,916
23	336	Matthieu Badet	FRA	FA Kart	RM Concept	7	54.212	0.756	0.027	7 82,875
24	244	Christian Sorensen	DEN	First Kart	First Kart s.r.l	6	54.296	0.840	0.084	5 82,746
25	344	Renata Stodulkova	CZE	MS Kart	Gregor Racing	7	54.305	0.849	0.009	5 82,733
26	238	Katerina Zurkova	CZE	MS Kart	MS Kart Racing Team	7	54.317	0.861	0.012	5 82,714
27	284	Artur Janosz	POL	Intrepid	Uniq Racing	7	54.352	0.896	0.035	5 82,661
28	214	Barrie Pullinger	GBR	Tonykart	Strawberry Racing	7	54.375	0.919	0.023	7 82,626
29	294	Jacob Kallestrup	DEN	Bremer Kart	RBR Kart Team	7	54.529	1.073	0.154	4 82,393
30	230	David Agerstig	SWE	Sodi	Nivo Karting	7	54.536	1.080	0.007	5 82,382
31	298	Robin Puettmann	GER	Intrepid	MPR Racing	7	54.589	1.133	0.053	7 82,302
32	232	Harry Drysdale	GBR	Tonykart	HD Racing	6	54.664	1.208	0.075	5 82,189
33	282	Aleksander Bosak	POL	Alonso	Dan Holland Racing	7	55.054	1.598	0.390	7 81,607
34	330	Kristoffer Johansson	DEN	MacMinarelli	Teckart Racing	7	55.729	2.273	0.675	7 80,619
35	328	Nanna Gotsche	DEN	MacMinarelli	Teckart Racing	6	57.252	3.796	1.523	6 78,474



Rotax Euro Challenge Thy Karting/Denmark

Thy Karting / Denmark 1,248 Km

Rotax Seniors

Non Qualifying Practice 1 Even Numbers

29.07.2011 10:00

Practice (7:00 Time) started at 10:00:01

Lap	Lap Tm	Diff	Time of Day	Lap	Lap Tm	Diff	Time of Day	Lap	Lap Tm	Diff	Time of Day	
(304) Charlie Eastwood												
1	55.504	+2.048	10:03:09.576	4	53.973	+0.103	10:04:33.979	(338) Jonathan Johansson	1	54.953	+0.874	10:02:00.994
2	53.873	+0.417	10:04:03.449	5	53.870		10:05:27.849	2	55.140	+1.061	10:02:56.134	
3	53.875	+0.419	10:04:57.324	6	54.013	+0.143	10:06:21.862	3	54.407	+0.328	10:03:50.541	
4	53.591	+0.135	10:05:50.915	7	53.887	+0.017	10:07:15.749	4	54.079		10:04:44.620	
5	53.933	+0.477	10:06:44.848	(326) Mathias Smith	1	54.461	+0.589	10:02:30.957	5	58.468	+4.389	10:05:43.088
6	53.456		10:07:38.304	2	55.798	+1.926	10:03:26.755	6	55.684	+1.605	10:06:38.772	
(310) Lewis Plato												
1	54.856	+1.385	10:02:30.248	3	54.110	+0.238	10:04:20.865	7	54.121	+0.042	10:07:32.893	
2	53.843	+0.372	10:03:24.091	4	54.223	+0.351	10:05:15.088	(208) Antoine Barthon	1	54.996	+0.834	10:02:24.615
3	53.901	+0.430	10:04:17.992	5	54.212	+0.340	10:06:09.300	2	54.788	+0.626	10:03:19.403	
4	53.764	+0.293	10:05:11.756	6	53.872		10:07:03.172	3	54.923	+0.761	10:04:14.326	
5	53.588	+0.117	10:06:05.344	(216) Niki Laa	1	55.704	+1.817	10:01:54.300	4	54.578	+0.416	10:05:08.904
6	53.471		10:06:58.815	2	54.751	+0.864	10:02:48.781	5	54.203	+0.041	10:06:03.107	
7	53.536	+0.065	10:07:52.351	3	54.328	+0.441	10:03:43.109	6	54.162		10:06:57.269	
(312) Ben Cooper												
1	59.483	+5.917	10:03:08.912	4	54.452	+0.565	10:04:37.561	7	54.324	+0.162	10:07:51.593	
2	54.078	+0.512	10:04:02.990	5	54.029	+0.142	10:05:31.590	(324) Pedro Paixao	1	55.294	+1.127	10:01:55.282
3	53.951	+0.385	10:04:56.941	6	53.887		10:06:25.477	2	54.561	+0.394	10:02:49.843	
4	53.653	+0.087	10:05:50.594	7	54.157	+0.270	10:07:19.634	3	55.575	+1.408	10:03:45.418	
5	53.653	+0.087	10:06:44.247	(222) Nicolai Nielsen	1	55.210	+1.249	10:01:50.251	4	54.425	+0.258	10:04:39.843
6	53.566		10:07:37.813	2	54.223	+0.262	10:02:44.474	5	54.167		10:05:34.010	
(202) Edward Brand												
1	54.301	+0.670	10:02:29.933	3	54.348	+0.387	10:03:38.822	6	54.260	+0.093	10:06:28.270	
2	53.951	+0.320	10:03:23.884	4	53.961		10:04:32.783	7	54.527	+0.360	10:07:22.797	
3	53.782	+0.151	10:04:17.666	5	54.086	+0.125	10:05:26.869	(228) Sandor Jakab	1	55.663	+1.489	10:01:51.973
4	53.938	+0.307	10:05:11.604	6	54.239	+0.278	10:06:21.108	2	54.387	+0.213	10:02:46.360	
5	54.086	+0.455	10:06:05.690	7	54.096	+0.135	10:07:15.204	3	54.618	+0.444	10:03:40.978	
6	53.631		10:06:59.321	(342) Antti Ollikainen	1	55.749	+1.740	10:02:28.844	4	54.317	+0.143	10:04:35.295
7	53.760	+0.129	10:07:53.081	2	54.863	+0.854	10:03:23.707	5	54.537	+0.363	10:05:29.832	
(254) Kasper H Jensen												
1	54.940	+1.306	10:01:54.230	3	55.005	+0.996	10:04:18.712	6	54.546	+0.372	10:06:24.378	
2	53.947	+0.313	10:02:48.177	4	54.357	+0.348	10:05:13.069	7	54.174		10:07:18.552	
3	53.938	+0.304	10:03:42.115	5	54.512	+0.503	10:06:07.581	(346) Mike Joossens	1	54.558	+0.381	10:02:19.120
4	53.827	+0.193	10:04:35.942	6	54.009		10:07:01.590	2	54.519	+0.342	10:03:13.639	
5	53.947	+0.313	10:05:29.889	7	54.067	+0.058	10:07:55.657	3	54.177		10:04:07.816	
6	53.755	+0.121	10:06:23.644	(340) Tasmin Pepper	1	56.003	+1.947	10:01:52.799	4	54.203	+0.026	10:05:02.019
7	53.634		10:07:17.278	2	54.686	+0.630	10:02:47.485	5	54.178	+0.001	10:05:56.197	
(226) Aavo Talvar												
1	55.700	+1.843	10:01:51.578	3	54.838	+0.782	10:03:42.323	6	54.289	+0.112	10:06:50.486	
2	54.426	+0.569	10:02:46.004	4	54.577	+0.521	10:04:36.900	7	54.389	+0.212	10:07:44.875	
3	54.154	+0.297	10:03:40.158	5	54.154	+0.098	10:05:31.054	(286) Julian Kleinwort	1	55.575	+1.393	10:02:10.825
4	54.095	+0.238	10:04:34.253	6	54.056		10:06:25.110	2	55.046	+0.864	10:03:05.871	
5	54.015	+0.158	10:05:28.268	7	54.068	+0.012	10:07:19.178	3	54.478	+0.296	10:04:00.349	
6	53.857		10:06:22.125	(236) Ludvig Morin	1	1:00.459	+6.394	10:02:25.238	4	54.283	+0.101	10:04:54.632
7	53.910	+0.053	10:07:16.035	2	54.239	+0.174	10:03:19.477	5	54.182		10:05:48.814	
(334) Mads Thomsen												
1	55.379	+1.513	10:02:05.823	3	54.550	+0.485	10:04:14.027	6	54.352	+0.170	10:06:43.166	
2	54.314	+0.448	10:03:00.137	4	54.472	+0.407	10:05:08.499	7	54.223	+0.041	10:07:37.389	
3	54.152	+0.286	10:03:54.289	5	54.224	+0.159	10:06:02.723	(242) Jules Cousin	1	55.303	+1.118	10:02:09.433
4	54.076	+0.210	10:04:48.365	6	54.065		10:06:56.788	2	54.598	+0.413	10:03:04.031	
5	53.866		10:05:42.231	7	54.311	+0.246	10:07:51.099	3	54.631	+0.446	10:03:58.662	
6	53.897	+0.031	10:06:36.128	(292) Jose Pedro Faria	1	55.547	+1.475	10:01:55.675	4	54.259	+0.074	10:04:52.921
7	54.080	+0.214	10:07:30.208	2	54.246	+0.174	10:02:49.921	5	54.422	+0.237	10:05:47.343	
(268) Christian Rahbek												
1	55.641	+1.771	10:01:51.402	3	54.414	+0.342	10:03:44.335	6	54.203	+0.018	10:06:41.546	
2	54.213	+0.343	10:02:45.615	4	54.173	+0.101	10:04:38.508	7	54.185		10:07:35.731	
3	54.391	+0.521	10:03:40.006	5	54.210	+0.138	10:05:32.718	(336) Matthieu Badet	1	55.747	+1.535	10:02:26.348
				6	54.113	+0.041	10:06:26.831					
				7	54.072		10:07:20.903					

Timekeeping Ingrid and Meik Wagner:

Clerk of the course Nigel Edwards:

www.mylaps.com

Steward (Chairman) Olivier Steveny:

Chief Scrutineer Paul Klaassen:

Licensed to: Motorsport Events



Rotax Euro Challenge Thy Karting/Denmark

Rotax Seniors

Thy Karting / Denmark 1,248 Km

Non Qualifying Practice 1 Even Numbers

29.07.2011 10:00

Practice (7:00 Time) started at 10:00:01

Lap	Lap Tm	Diff	Time of Day
2	54.933	+0.721	10:03:21.281
3	54.622	+0.410	10:04:15.903
4	54.624	+0.412	10:05:10.527
5	56.394	+2.182	10:06:06.921
6	54.239	+0.027	10:07:01.160
7	54.212		10:07:55.372

(244) Christian Sorensen			
Lap	Lap Tm	Diff	Time of Day
1	55.612	+1.316	10:01:56.030
2	54.371	+0.075	10:02:50.401
3	54.414	+0.118	10:03:44.815
4	54.374	+0.078	10:04:39.189
5	54.296		10:05:33.485
6	56.016	+1.720	10:06:29.501

(344) Renata Stodulkova			
Lap	Lap Tm	Diff	Time of Day
1	56.065	+1.760	10:01:54.868
2	54.814	+0.509	10:02:49.682
3	54.466	+0.161	10:03:44.148
4	54.726	+0.421	10:04:38.874
5	54.305		10:05:33.179
6	54.654	+0.349	10:06:27.833
7	54.528	+0.223	10:07:22.361

(238) Katerina Zurkova			
Lap	Lap Tm	Diff	Time of Day
1	55.692	+1.375	10:02:03.456
2	54.915	+0.598	10:02:58.371
3	54.675	+0.358	10:03:53.046
4	54.669	+0.352	10:04:47.715
5	54.317		10:05:42.032
6	54.938	+0.621	10:06:36.970
7	54.850	+0.533	10:07:31.820

(284) Artur Janosz			
Lap	Lap Tm	Diff	Time of Day
1	55.355	+1.003	10:02:16.300
2	54.946	+0.594	10:03:11.246
3	54.403	+0.051	10:04:05.649
4	54.493	+0.141	10:05:00.142
5	54.352		10:05:54.494
6	54.378	+0.026	10:06:48.872
7	55.145	+0.793	10:07:44.017

(214) Barrie Pullinger			
Lap	Lap Tm	Diff	Time of Day
1	55.371	+0.996	10:01:57.447
2	54.764	+0.389	10:02:52.211
3	54.670	+0.295	10:03:46.881
4	54.567	+0.192	10:04:41.448
5	54.696	+0.321	10:05:36.144
6	54.454	+0.079	10:06:30.598
7	54.375		10:07:24.973

(294) Jacob Kallestrup			
Lap	Lap Tm	Diff	Time of Day
1	56.478	+1.949	10:02:05.722
2	55.281	+0.752	10:03:01.003
3	54.919	+0.390	10:03:55.922
4	54.529		10:04:50.451
5	54.652	+0.123	10:05:45.103
6	54.910	+0.381	10:06:40.013
7	54.529		10:07:34.542

(230) David Agerstig			
Lap	Lap Tm	Diff	Time of Day
1	55.290	+0.754	10:02:00.820
2	55.242	+0.706	10:02:56.062
3	55.288	+0.752	10:03:51.350
4	54.591	+0.055	10:04:45.941
5	54.536		10:05:40.477

Lap	Lap Tm	Diff	Time of Day
6	54.864	+0.328	10:06:35.341
7	55.150	+0.614	10:07:30.491

(298) Robin Puettmann			
Lap	Lap Tm	Diff	Time of Day
1	55.345	+0.756	10:02:02.066
2	54.978	+0.389	10:02:57.044
3	55.028	+0.439	10:03:52.072
4	54.799	+0.210	10:04:46.871
5	54.755	+0.166	10:05:41.626
6	55.038	+0.449	10:06:36.664
7	54.589		10:07:31.253

(232) Harry Drysdale			
Lap	Lap Tm	Diff	Time of Day
1	57.289	+2.625	10:01:57.228
2	57.278	+2.614	10:02:54.506
3	1:43.376	+48.712	10:04:37.882
4	55.136	+0.472	10:05:33.018
5	54.664		10:06:27.682
6	55.892	+1.228	10:07:23.574

(282) Aleksander Bosak			
Lap	Lap Tm	Diff	Time of Day
1	57.068	+2.014	10:02:09.965
2	56.398	+1.344	10:03:06.363
3	55.440	+0.386	10:04:01.803
4	56.169	+1.115	10:04:57.972
5	57.269	+2.215	10:05:55.241
6	55.638	+0.584	10:06:50.879
7	55.054		10:07:45.933

(330) Kristoffer Johansson			
Lap	Lap Tm	Diff	Time of Day
1	56.989	+1.260	10:02:00.117
2	56.633	+0.904	10:02:56.750
3	56.178	+0.449	10:03:52.928
4	56.237	+0.508	10:04:49.165
5	55.848	+0.119	10:05:45.013
6	56.084	+0.355	10:06:41.097
7	55.729		10:07:36.826

(328) Nanna Gotsche			
Lap	Lap Tm	Diff	Time of Day
1	1:03.896	+6.644	10:02:11.789
2	1:02.708	+5.456	10:03:14.497
3	58.942	+1.690	10:04:13.439
4	59.813	+2.561	10:05:13.252
5	58.582	+1.330	10:06:11.834
6	57.252		10:07:09.086





Rotax Euro Challenge Thy Karting/Denmark

Rotax Seniors

Thy Karting / Denmark 1,248 Km

Non Qualifying Practice 1 Odd Numbers

29.07.2011 10:10

Practice (7:00 Time) started at 10:10:01

Pos	No.	Name	Nat.	Chassis	Race Team	Laps	Best Tm	Diff	Gap In Lap	km/h
1	305	Shaun Slavin	GBR	Alonso	Formula K Holland	7	53.316		4	84,267
2	255	Stefan Riener	AUT	Intrepid	Intrepid Force Rotax	6	53.401	0.085	0.085	3 84,133
3	207	Berry Torenvliet	NED	Tonykart	Strawberry Racing	7	53.420	0.104	0.019	3 84,103
4	203	Mats Van Den Brand	NED	Intrepid	Intrepid Force Rotax	7	53.439	0.123	0.019	5 84,073
5	253	Niklas Dall Knudsen	DEN	Kosmic	PB Kart Race	7	53.596	0.280	0.157	3 83,827
6	267	Michael Markussen	DEN	Tonykart	RS Competition	7	53.611	0.295	0.015	3 83,804
7	209	Ferenc Kancsar	AUT	Intrepid	Intrepid Force Rotax	7	53.615	0.299	0.004	3 83,797
8	249	Sean Babington	GBR	Alonso	Dan Holland Racing	7	53.706	0.390	0.091	3 83,655
9	211	Ross Wylie	GBR	Alonso	Dan Holland Racing	6	53.805	0.489	0.099	5 83,502
10	339	Yaro Deckers	BEL	Tonykart	MD Trucks	7	53.813	0.497	0.008	3 83,489
11	239	Jiri Forman	CZE	MS Kart	MS Kart Racing Team	7	53.881	0.565	0.068	3 83,384
12	219	Andreas Backman	SWE	Tonykart	Strawberry Racing	5	53.888	0.572	0.007	5 83,373
13	329	Thomas Smith	DEN	Kosmic	DMT Racing.DK	7	53.895	0.579	0.007	3 83,362
14	215	Karol Dabski	POL	Intrepid	Uniq Racing	7	53.908	0.592	0.013	3 83,342
15	345	Luke Chudleigh	CAN	CRG	Prime	7	53.947	0.631	0.039	3 83,282
16	341	Nicolas Claes	BEL	Gillard	DFK by PDB	7	53.983	0.667	0.036	5 83,226
17	259	Magnus Freck	DEN	Kosmic		7	54.002	0.686	0.019	5 83,197
18	247	Ramon Rietveld	NED	Gillard	VZ Racing	7	54.003	0.687	0.001	3 83,195
19	273	Glen Van Droogenbroeck	BEL	Kosmic	Inkartad	7	54.019	0.703	0.016	5 83,171
20	287	Kevin Kemmling	GER	M-Tec	Kartschmie.de	7	54.128	0.812	0.109	3 83,003
21	347	Philip Olesen	DEN	Intrepid	Kart Racer	7	54.138	0.822	0.010	5 82,988
22	241	Michael Cool	BEL	Tonykart	Bouvin Power	3	54.156	0.840	0.018	2 82,960
23	333	Nicki Pedersen	DEN	Kosmic	PB Kart Race	7	54.163	0.847	0.007	4 82,950
24	225	Alex Engblom	SWE	Tonykart	Sodakart	7	54.189	0.873	0.026	2 82,910
25	319	Martin Andersen	DEN	Kosmic	PB Kart Race	7	54.229	0.913	0.040	3 82,849
26	313	Erik Stillman	SWE	Sodi	Wallberg Motorsport	7	54.285	0.969	0.056	2 82,763
27	235	Jonas Fors	SWE	Tonykart	Sodakart SE	3	54.341	1.025	0.056	2 82,678
28	227	Evangelos Gavalas	GRE	Birel	Kalman Motorsport	7	54.369	1.053	0.028	6 82,635
29	221	Vladislav Kurakin	RUS	MS Kart	MS Kart Racing Team	7	54.405	1.089	0.036	4 82,581
30	343	Santeri Varis	FIN	Parolin	Formula K Belgium	7	54.415	1.099	0.010	6 82,565
31	337	Akio Morito	JPN	Intrepid	Intrepid Force Rotax	7	54.498	1.182	0.083	6 82,440
32	283	Sandra Andersson	SWE	Energy	Energy Team Sweden	7	54.734	1.418	0.236	5 82,084
33	327	Brian Larsen	DEN	RK Kart	HL Kart Racing DK	7	55.194	1.878	0.460	6 81,400
34	311	Stephen Tyldsley	GBR	Gillard	Armored UK	2	59.066	5.750	3.872	2 76,064
35	217	Benjamin Karlog	DEN	FA Kart	Team Karlog	1	1:00.241	6.925	1.175	1 74,580



Rotax Euro Challenge Thy Karting/Denmark

Rotax Seniors

Thy Karting / Denmark 1,248 Km

Non Qualifying Practice 1 Odd Numbers

29.07.2011 10:10

Practice (7:00 Time) started at 10:10:01

Lap	Lap Tm	Diff	Time of Day
(305) Shaun Slavin			
1	53.841	+0.525	10:12:31.403
2	54.943	+1.627	10:13:26.346
3	53.814	+0.498	10:14:20.160
4	53.316		10:15:13.476
5	53.550	+0.234	10:16:07.026
6	53.598	+0.282	10:17:00.624
7	53.469	+0.153	10:17:54.093
(255) Stefan Riener			
1	53.834	+0.433	10:12:31.949
2	53.795	+0.394	10:13:25.744
3	53.401		10:14:19.145
4	53.512	+0.111	10:15:12.657
5	1:35.708	+42.307	10:16:48.365
6	53.541	+0.140	10:17:41.906
(207) Berry Torenvliet			
1	54.275	+0.855	10:11:59.547
2	53.710	+0.290	10:12:53.257
3	53.420		10:13:46.677
4	54.113	+0.693	10:14:40.790
5	53.705	+0.285	10:15:34.495
6	53.647	+0.227	10:16:28.142
7	53.757	+0.337	10:17:21.899
(203) Mats Van Den Brand			
1	53.992	+0.553	10:12:29.726
2	53.696	+0.257	10:13:23.422
3	53.518	+0.079	10:14:16.940
4	53.485	+0.046	10:15:10.425
5	53.439		10:16:03.864
6	58.326	+4.887	10:17:02.190
7	53.608	+0.169	10:17:55.798
(253) Niklas Dall Knudsen			
1	54.844	+1.248	10:12:00.449
2	53.801	+0.205	10:12:54.250
3	53.596		10:13:47.846
4	53.843	+0.247	10:14:41.689
5	54.192	+0.596	10:15:35.881
6	53.730	+0.134	10:16:29.611
7	53.805	+0.209	10:17:23.416
(267) Michael Markussen			
1	54.227	+0.616	10:12:14.528
2	53.634	+0.023	10:13:08.162
3	53.611		10:14:01.773
4	54.089	+0.478	10:14:55.862
5	54.079	+0.468	10:15:49.941
6	53.848	+0.237	10:16:43.789
7	53.906	+0.295	10:17:37.695
(209) Ferenc Kancsar			
1	54.060	+0.445	10:12:24.031
2	53.679	+0.064	10:13:17.710
3	53.615		10:14:11.325
4	53.785	+0.170	10:15:05.110
5	53.675	+0.060	10:15:58.785
6	53.745	+0.130	10:16:52.530
7	53.852	+0.237	10:17:46.382
(249) Sean Babington			
1	54.142	+0.436	10:12:12.390
2	53.812	+0.106	10:13:06.202

Lap	Lap Tm	Diff	Time of Day
3	53.706		10:13:59.908
4	54.324	+0.618	10:14:54.232
5	53.958	+0.252	10:15:48.190
6	53.814	+0.108	10:16:42.004
7	53.755	+0.049	10:17:35.759
(211) Ross Wylie			
1	54.252	+0.447	10:12:16.405
2	53.851	+0.046	10:13:10.256
3	53.905	+0.100	10:14:04.161
4	53.886	+0.081	10:14:58.047
5	53.805		10:15:51.852
6	54.279	+0.474	10:16:46.131
(339) Yaro Deckers			
1	54.544	+0.731	10:12:01.010
2	53.865	+0.052	10:12:54.875
3	53.813		10:13:48.688
4	54.069	+0.256	10:14:42.757
5	54.120	+0.307	10:15:36.877
6	54.346	+0.533	10:16:31.223
7	55.144	+1.331	10:17:26.367
(239) Jiri Forman			
1	54.110	+0.229	10:12:17.352
2	53.945	+0.064	10:13:11.297
3	53.881		10:14:05.178
4	53.907	+0.026	10:14:59.085
5	54.220	+0.339	10:15:53.305
6	54.159	+0.278	10:16:47.464
7	55.984	+2.103	10:17:43.448
(219) Andreas Backman			
1	55.029	+1.141	10:11:55.048
2	54.825	+0.937	10:12:49.873
3	54.234	+0.346	10:13:44.107
4	54.050	+0.162	10:14:38.157
5	53.888		10:15:32.045
(329) Thomas Smith			
1	54.405	+0.510	10:12:16.803
2	54.003	+0.108	10:13:10.806
3	53.895		10:14:04.701
4	53.933	+0.038	10:14:58.634
5	54.144	+0.249	10:15:52.778
6	54.153	+0.258	10:16:46.931
7	54.144	+0.249	10:17:41.075
(215) Karol Dabski			
1	54.102	+0.194	10:12:26.058
2	54.118	+0.210	10:13:20.176
3	53.908		10:14:14.084
4	54.151	+0.243	10:15:08.235
5	54.117	+0.209	10:16:02.352
6	53.991	+0.083	10:16:56.343
7	54.065	+0.157	10:17:50.408
(345) Luke Chudleigh			
1	55.122	+1.175	10:12:03.666
2	54.085	+0.138	10:12:57.751
3	53.947		10:13:51.698
4	54.123	+0.176	10:14:45.821
5	54.134	+0.187	10:15:39.955
6	54.472	+0.525	10:16:34.427
7	54.508	+0.561	10:17:28.935

Lap	Lap Tm	Diff	Time of Day
(341) Nicolas Claes			
1	54.593	+0.610	10:12:26.974
2	54.219	+0.236	10:13:21.193
3	54.000	+0.017	10:14:15.193
4	54.000	+0.017	10:15:09.193
5	53.983		10:16:03.176
6	54.054	+0.071	10:16:57.230
7	54.884	+0.901	10:17:52.114
(259) Magnus Freck			
1	54.696	+0.694	10:12:27.265
2	54.133	+0.131	10:13:21.398
3	54.091	+0.089	10:14:15.489
4	54.051	+0.049	10:15:09.540
5	54.002		10:16:03.542
6	54.017	+0.015	10:16:57.559
7	54.221	+0.219	10:17:51.780
(247) Ramon Rietveld			
1	54.901	+0.898	10:12:19.766
2	54.154	+0.151	10:13:13.920
3	54.003		10:14:07.923
4	54.309	+0.306	10:15:02.232
5	54.184	+0.181	10:15:56.416
6	54.219	+0.216	10:16:50.635
7	54.184	+0.181	10:17:44.819
(273) Glen Van Droogenbroeck			
1	54.612	+0.593	10:12:06.136
2	54.316	+0.297	10:13:00.452
3	54.377	+0.358	10:13:54.829
4	54.077	+0.058	10:14:48.906
5	54.019		10:15:42.925
6	54.146	+0.127	10:16:37.071
7	54.261	+0.242	10:17:31.332
(287) Kevin Kemmling			
1	55.169	+1.041	10:12:20.763
2	54.774	+0.646	10:13:15.537
3	54.128		10:14:09.665
4	54.247	+0.119	10:15:03.912
5	54.224	+0.096	10:15:58.136
6	54.194	+0.066	10:16:52.330
7	54.468	+0.340	10:17:46.798
(347) Philip Olesen			
1	55.031	+0.893	10:12:03.950
2	54.455	+0.317	10:12:58.405
3	54.364	+0.226	10:13:52.769
4	54.172	+0.034	10:14:46.941
5	54.138		10:15:41.079
6	54.431	+0.293	10:16:35.510
7	54.433	+0.295	10:17:29.943
(241) Michael Cool			
1	54.948	+0.792	10:12:14.930
2	54.156		10:13:09.086
3	54.257	+0.101	10:14:03.343
(333) Nicki Pedersen			
1	55.167	+1.004	10:12:03.482
2	54.711	+0.548	10:12:58.193
3	54.261	+0.098	10:13:52.454
4	54.163		10:14:46.617
5	54.269	+0.106	10:15:40.886
6	54.429	+0.266	10:16:35.315

Timekeeping Ingrid and Meik Wagner:

Clerk of the course Nigel Edwards:

www.mylaps.com

Steward (Chairman) Olivier Stevny:

Chief Scrutineer Paul Klaassen:

Licensed to: Motorsport Events



Rotax Euro Challenge Thy Karting/Denmark

Rotax Seniors

Thy Karting / Denmark 1,248 Km

Non Qualifying Practice 1 Odd Numbers

29.07.2011 10:10

Practice (7:00 Time) started at 10:10:01

Lap	Lap Tm	Diff	Time of Day
7	54.833	+0.670	10:17:30.148

(225) Alex Engblom

1	54.494	+0.305	10:12:07.035
2	54.189		10:13:01.224
3	54.540	+0.351	10:13:55.764
4	54.281	+0.092	10:14:50.045
5	54.423	+0.234	10:15:44.468
6	54.405	+0.216	10:16:38.873
7	54.552	+0.363	10:17:33.425

(319) Martin Andersen

1	55.748	+1.519	10:12:10.899
2	54.369	+0.140	10:13:05.268
3	54.229		10:13:59.497
4	55.192	+0.963	10:14:54.689
5	56.846	+2.617	10:15:51.535
6	54.369	+0.140	10:16:45.904
7	54.337	+0.108	10:17:40.241

(313) Erik Stillman

1	54.896	+0.611	10:11:57.626
2	54.285		10:12:51.911
3	54.603	+0.318	10:13:46.514
4	55.073	+0.788	10:14:41.587
5	54.720	+0.435	10:15:36.307
6	54.492	+0.207	10:16:30.799
7	56.015	+1.730	10:17:26.814

(235) Jonas Fors

1	55.048	+0.707	10:11:55.946
2	54.341		10:12:50.287
3	54.765	+0.424	10:13:45.052

(227) Evangelos Gavalas

1	55.166	+0.797	10:11:54.929
2	55.182	+0.813	10:12:50.111
3	54.991	+0.622	10:13:45.102
4	55.266	+0.897	10:14:40.368
5	54.638	+0.269	10:15:35.006
6	54.369		10:16:29.375
7	54.396	+0.027	10:17:23.771

(221) Vladislav Kurakin

1	56.042	+1.637	10:12:11.046
2	54.623	+0.218	10:13:05.669
3	54.621	+0.216	10:14:00.290
4	54.405		10:14:54.695
5	55.455	+1.050	10:15:50.150
6	54.820	+0.415	10:16:44.970
7	54.733	+0.328	10:17:39.703

(343) Santeri Varis

1	55.533	+1.118	10:12:04.381
2	54.505	+0.090	10:12:58.886
3	54.559	+0.144	10:13:53.445
4	54.552	+0.137	10:14:47.997
5	54.429	+0.014	10:15:42.426
6	54.415		10:16:36.841
7	54.955	+0.540	10:17:31.796

(337) Akio Morito

1	55.227	+0.729	10:11:55.669
2	54.910	+0.412	10:12:50.579
3	54.722	+0.224	10:13:45.301
4	56.155	+1.657	10:14:41.456

Lap	Lap Tm	Diff	Time of Day
5	55.000	+0.502	10:15:36.456
6	54.498		10:16:30.954
7	56.127	+1.629	10:17:27.081

(283) Sandra Andersson

1	55.366	+0.632	10:12:11.412
2	55.011	+0.277	10:13:06.423
3	54.960	+0.226	10:14:01.383
4	54.816	+0.082	10:14:56.199
5	54.734		10:15:50.933
6	54.793	+0.059	10:16:45.726
7	55.093	+0.359	10:17:40.819

(327) Brian Larsen

1	55.639	+0.445	10:12:04.906
2	55.382	+0.188	10:13:00.288
3	56.156	+0.962	10:13:56.444
4	55.758	+0.564	10:14:52.202
5	55.212	+0.018	10:15:47.414
6	55.194		10:16:42.608
7	55.367	+0.173	10:17:37.975

(311) Stephen Tyldsley

1	3:43.308	+2:44.242	10:15:12.248
2	59.066		10:16:11.314

(217) Benjamin Karlog

1	1:00.241		10:14:34.499
---	-----------------	--	--------------

Lap	Lap Tm	Diff	Time of Day
-----	--------	------	-------------





Rotax Euro Challenge Thy Karting/Denmark

Rotax Seniors

Thy Karting / Denmark 1,248 Km

Non Qualifying Practice 2 Even Numbers

29.07.2011 11:00

Practice (7:00 Time) started at 11:00:01

Pos	No.	Name	Nat.	Chassis	Race Team	Laps	Best Tm	Diff	Gap In Lap	km/h
1	202	Edward Brand	GBR	Tonykart	Strawberry Racing	6	53.129			
2	254	Kasper H Jensen	DEN	Kosmic	PB Kart Race	8	53.230	0.101	0.101	84,404
3	312	Ben Cooper	GBR	Birel	Kalman Motorsport	7	53.304	0.175	0.074	84,286
4	334	Mads Thomsen	DEN	RK Kart	HL Kart Racing DK	7	53.327	0.198	0.023	84,250
5	226	Aavo Talvar	EST	Intrepid	Team TKP	7	53.369	0.240	0.042	84,184
6	304	Charlie Eastwood	GBR	Kosmic	Paul Carr Racing	7	53.403	0.274	0.034	84,130
7	268	Christian Rahbek	DEN	Tonykart	RS Competition	8	53.409	0.280	0.006	84,121
8	222	Nicolai Nielsen	DEN	Tonykart	RS Competition	8	53.469	0.340	0.060	84,026
9	310	Lewis Plato	GBR	Tonykart	Paul Carr Racing	7	53.506	0.377	0.037	83,968
10	326	Mathias Smith	DEN	Kosmic	DMT Racing.DK	7	53.523	0.394	0.017	83,941
11	324	Pedro Paixao	POR	Intrepid	QZ Racing Team	8	53.546	0.417	0.023	83,905
12	242	Jules Cousin	FRA	FA Kart	DSS Kart	7	53.590	0.461	0.044	83,837
13	340	Tasmin Pepper	RSA	Birel	Kalman Motorsport	8	53.632	0.503	0.042	83,771
14	214	Barrie Pullinger	GBR	Tonykart	Strawberry Racing	8	53.676	0.547	0.044	83,702
15	292	Jose Pedro Faria	POR	Intrepid	QZ Racing Team	8	53.707	0.578	0.031	83,654
16	336	Matthieu Badet	FRA	FA Kart	RM Concept	7	53.720	0.591	0.013	83,634
17	244	Christian Sorensen	DEN	First Kart	First Kart s.r.l	7	53.761	0.632	0.041	83,570
18	228	Sandor Jakob	SVK	Birel	Kalman Motorsport	8	53.764	0.635	0.003	83,565
19	216	Niki Laa	AUT	Birel	Kalman Motorsport	8	53.764	0.635		83,565
20	208	Antoine Barthon	FRA	FA Kart	Dan Holland Racing	7	53.839	0.710	0.075	83,449
21	342	Antti Ollikainen	FIN	RK Kart	SpeedFun	7	53.857	0.728	0.018	83,421
22	346	Mike Joossens	NED	Topkart	Slangen Karting	5	53.873	0.744	0.016	83,396
23	236	Ludvig Morin	SWE	Kosmic	Sodakart SE	7	53.887	0.758	0.014	83,374
24	238	Katerina Zurkova	CZE	MS Kart	MS Kart Racing Team	7	53.969	0.840	0.082	83,248
25	338	Jonathan Johansson	SWE	Gillard	PDB Racing Sweden	7	53.988	0.859	0.019	83,218
26	230	David Agerstig	SWE	Sodi	Nivo Karting	7	54.058	0.929	0.070	83,111
27	232	Harry Drysdale	GBR	Tonykart	HD Racing	8	54.079	0.950	0.021	83,078
28	284	Artur Janosz	POL	Intrepid	Uniq Racing	7	54.115	0.986	0.036	83,023
29	344	Renata Stodulkova	CZE	MS Kart	Gregor Racing	7	54.215	1.086	0.100	82,870
30	298	Robin Puettmann	GER	Intrepid	MPR Racing	7	54.268	1.139	0.053	82,789
31	286	Julian Kleinwort	GER	M-Tec	Kartschmie.de	7	54.290	1.161	0.022	82,756
32	294	Jacob Kallestrup	DEN	Bremer Kart	RBR Kart Team	7	54.316	1.187	0.026	82,716
33	328	Nanna Gotsche	DEN	MacMinarelli	Teckart Racing	7	54.719	1.590	0.403	82,107
34	330	Kristoffer Johansson	DEN	MacMinarelli	Teckart Racing	7	55.425	2.296	0.706	81,061
35	282	Aleksander Bosak	POL	Alonso	Dan Holland Racing	4	55.946	2.817	0.521	80,306



Rotax Euro Challenge Thy Karting/Denmark

Rotax Seniors

Thy Karting / Denmark 1,248 Km

Non Qualifying Practice 2 Even Numbers

29.07.2011 11:00

Practice (7:00 Time) started at 11:00:01

Lap	Lap Tm	Diff	Time of Day
(202) Edward Brand			
1	57.401	+4.272	11:02:39.107
2	53.504	+0.375	11:03:32.611
3	53.358	+0.229	11:04:25.969
4	53.129		11:05:19.098
5	53.199	+0.070	11:06:12.297
6	54.164	+1.035	11:07:06.461
(254) Kasper H Jensen			
1	54.371	+1.141	11:01:48.769
2	53.601	+0.371	11:02:42.370
3	53.300	+0.070	11:03:35.670
4	53.409	+0.179	11:04:29.079
5	53.329	+0.099	11:05:22.408
6	53.361	+0.131	11:06:15.769
7	53.333	+0.103	11:07:09.102
8	53.230		11:08:02.332
(312) Ben Cooper			
1	54.406	+1.102	11:02:38.206
2	53.593	+0.289	11:03:31.799
3	55.599	+2.295	11:04:27.398
4	53.335	+0.031	11:05:20.733
5	53.304		11:06:14.037
6	53.341	+0.037	11:07:07.378
7	53.391	+0.087	11:08:00.769
(334) Mads Thomsen			
1	54.003	+0.676	11:02:19.468
2	53.424	+0.097	11:03:12.892
3	53.720	+0.393	11:04:06.612
4	53.327		11:04:59.939
5	53.476	+0.149	11:05:53.415
6	53.349	+0.022	11:06:46.764
7	53.479	+0.152	11:07:40.243
(226) Aavo Talvar			
1	54.185	+0.816	11:02:23.583
2	53.736	+0.367	11:03:17.319
3	53.736	+0.367	11:04:11.055
4	53.498	+0.129	11:05:04.553
5	53.453	+0.084	11:05:58.006
6	53.562	+0.193	11:06:51.568
7	53.369		11:07:44.937
(304) Charlie Eastwood			
1	56.712	+3.309	11:02:37.835
2	53.769	+0.366	11:03:31.604
3	53.496	+0.093	11:04:25.100
4	53.403		11:05:18.503
5	53.413	+0.010	11:06:11.916
6	53.452	+0.049	11:07:05.368
7	53.583	+0.180	11:07:58.951
(268) Christian Rahbek			
1	54.613	+1.204	11:01:48.354
2	54.221	+0.812	11:02:42.575
3	53.645	+0.236	11:03:36.220
4	53.689	+0.280	11:04:29.909
5	53.687	+0.278	11:05:23.596
6	53.937	+0.528	11:06:17.533
7	53.545	+0.136	11:07:11.078
8	53.409		11:08:04.487
(222) Nicolai Nielsen			

Lap	Lap Tm	Diff	Time of Day
1	54.407	+0.938	11:01:47.330
2	53.941	+0.472	11:02:41.271
3	53.660	+0.191	11:03:34.931
4	53.829	+0.360	11:04:28.760
5	53.509	+0.040	11:05:22.269
6	53.919	+0.450	11:06:16.188
7	53.528	+0.059	11:07:09.716
8	53.469		11:08:03.185
(310) Lewis Plato			
1	54.452	+0.946	11:02:37.096
2	53.860	+0.354	11:03:30.956
3	53.681	+0.175	11:04:24.637
4	53.506		11:05:18.143
5	53.667	+0.161	11:06:11.810
6	54.004	+0.498	11:07:05.814
7	53.523	+0.017	11:07:59.337
(326) Mathias Smith			
1	54.057	+0.534	11:02:25.909
2	53.787	+0.264	11:03:19.696
3	53.735	+0.212	11:04:13.431
4	53.523		11:05:06.954
5	53.780	+0.257	11:06:00.734
6	53.773	+0.250	11:06:54.507
7	53.734	+0.211	11:07:48.241
(324) Pedro Paixao			
1	55.385	+1.839	11:01:55.451
2	54.506	+0.960	11:02:49.957
3	53.818	+0.272	11:03:43.775
4	53.616	+0.070	11:04:37.391
5	53.610	+0.064	11:05:31.001
6	54.298	+0.752	11:06:25.299
7	53.655	+0.109	11:07:18.954
8	53.546		11:08:12.500
(242) Jules Cousin			
1	54.118	+0.528	11:02:13.379
2	53.770	+0.180	11:03:07.149
3	53.869	+0.279	11:04:01.018
4	53.629	+0.039	11:04:54.647
5	53.797	+0.207	11:05:48.444
6	53.672	+0.082	11:06:42.116
7	53.590		11:07:35.706
(340) Tasmin Pepper			
1	54.677	+1.045	11:01:50.845
2	53.985	+0.353	11:02:44.830
3	53.771	+0.139	11:03:38.601
4	53.720	+0.088	11:04:32.321
5	53.632		11:05:25.953
6	53.653	+0.021	11:06:19.606
7	53.736	+0.104	11:07:13.342
8	53.746	+0.114	11:08:07.088
(214) Barrie Pullinger			
1	54.851	+1.175	11:01:52.254
2	54.350	+0.674	11:02:46.604
3	53.891	+0.215	11:03:40.495
4	54.055	+0.379	11:04:34.550
5	53.747	+0.071	11:05:28.297
6	53.729	+0.053	11:06:22.026
7	53.676		11:07:15.702
8	53.839	+0.163	11:08:09.541

Lap	Lap Tm	Diff	Time of Day
(292) Jose Pedro Faria			
1	54.949	+1.242	11:01:54.685
2	54.104	+0.397	11:02:48.789
3	53.737	+0.030	11:03:42.526
4	53.799	+0.092	11:04:36.325
5	53.759	+0.052	11:05:30.084
6	54.421	+0.714	11:06:24.505
7	53.889	+0.182	11:07:18.394
8	53.707		11:08:12.101
(336) Matthieu Badet			
1	54.534	+0.814	11:02:20.786
2	53.832	+0.112	11:03:14.618
3	53.984	+0.264	11:04:08.602
4	53.938	+0.218	11:05:02.540
5	54.218	+0.498	11:05:56.758
6	54.325	+0.605	11:06:51.083
7	53.720		11:07:44.803
(244) Christian Sorensen			
1	54.236	+0.475	11:02:21.264
2	53.832	+0.071	11:03:15.096
3	53.761		11:04:08.857
4	53.881	+0.120	11:05:02.738
5	53.816	+0.055	11:05:56.554
6	53.859	+0.098	11:06:50.413
7	53.773	+0.012	11:07:44.186
(228) Sandor Jakab			
1	54.489	+0.725	11:01:49.714
2	53.890	+0.126	11:02:43.604
3	53.834	+0.070	11:03:37.438
4	53.916	+0.152	11:04:31.354
5	53.773	+0.009	11:05:25.127
6	53.764		11:06:18.891
7	53.919	+0.155	11:07:12.810
8	54.037	+0.273	11:08:06.847
(216) Niki Laa			
1	55.404	+1.640	11:01:53.659
2	54.335	+0.571	11:02:47.994
3	53.907	+0.143	11:03:41.901
4	53.871	+0.107	11:04:35.772
5	53.764		11:05:29.536
6	54.687	+0.923	11:06:24.223
7	53.872	+0.108	11:07:18.095
8	53.859	+0.095	11:08:11.954
(208) Antoine Barthou			
1	59.976	+6.137	11:02:40.082
2	54.333	+0.494	11:03:34.415
3	55.195	+1.356	11:04:29.610
4	53.839		11:05:23.449
5	54.780	+0.941	11:06:18.229
6	54.226	+0.387	11:07:12.455
7	54.258	+0.419	11:08:06.713
(342) Antti Ollikainen			
1	54.233	+0.376	11:02:28.898
2	54.065	+0.208	11:03:22.963
3	54.262	+0.405	11:04:17.225
4	53.909	+0.052	11:05:11.134
5	53.991	+0.134	11:06:05.125
6	53.986	+0.129	11:06:59.111
7	53.857		11:07:52.968

Timekeeping Ingrid and Meik Wagner:

Clerk of the course Nigel Edwards:

www.mylaps.com

Steward (Chairman) Olivier Stevny:

Chief Scrutineer Paul Klaassen:

Licensed to: Motorsport Events



Rotax Euro Challenge Thy Karting/Denmark

Rotax Seniors

Thy Karting / Denmark 1,248 Km

Non Qualifying Practice 2 Even Numbers

29.07.2011 11:00

Practice (7:00 Time) started at 11:00:01

Lap	Lap Tm	Diff	Time of Day
(346) Mike Joossens			
1	54.789	+0.916	11:02:20.045
2	53.873		11:03:13.918
3	54.021	+0.148	11:04:07.939
4	53.974	+0.101	11:05:01.913
5	54.031	+0.158	11:05:55.944

Lap	Lap Tm	Diff	Time of Day
(236) Ludvig Morin			
1	1:00.673	+6.786	11:02:01.434
2	54.269	+0.382	11:02:55.703
3	54.192	+0.305	11:03:49.895
4	53.983	+0.096	11:04:43.878
5	53.887		11:05:37.765
6	54.282	+0.395	11:06:32.047
7	54.115	+0.228	11:07:26.162

Lap	Lap Tm	Diff	Time of Day
(238) Katerina Zurkova			
1	54.778	+0.809	11:02:15.747
2	54.286	+0.317	11:03:10.033
3	54.405	+0.436	11:04:04.438
4	54.094	+0.125	11:04:58.532
5	55.936	+1.967	11:05:54.468
6	53.994	+0.025	11:06:48.462
7	53.969		11:07:42.431

Lap	Lap Tm	Diff	Time of Day
(338) Jonathan Johansson			
1	55.007	+1.019	11:01:57.533
2	54.537	+0.549	11:02:52.070
3	54.002	+0.014	11:03:46.072
4	54.103	+0.115	11:04:40.175
5	54.376	+0.388	11:05:34.551
6	54.043	+0.055	11:06:28.594
7	53.988		11:07:22.582

Lap	Lap Tm	Diff	Time of Day
(230) David Agerstig			
1	55.090	+1.032	11:02:06.115
2	54.422	+0.364	11:03:00.537
3	54.069	+0.011	11:03:54.606
4	54.058		11:04:48.664
5	54.099	+0.041	11:05:42.763
6	54.466	+0.408	11:06:37.229
7	54.135	+0.077	11:07:31.364

Lap	Lap Tm	Diff	Time of Day
(232) Harry Drysdale			
1	57.078	+2.999	11:01:55.181
2	55.130	+1.051	11:02:50.311
3	54.193	+0.114	11:03:44.504
4	54.206	+0.127	11:04:38.710
5	54.079		11:05:32.789
6	54.247	+0.168	11:06:27.036
7	54.571	+0.492	11:07:21.607
8	54.594	+0.515	11:08:16.201

Lap	Lap Tm	Diff	Time of Day
(284) Artur Janosz			
1	54.772	+0.657	11:02:22.157
2	54.805	+0.690	11:03:16.962
3	55.358	+1.243	11:04:12.320
4	54.130	+0.015	11:05:06.450
5	54.115		11:06:00.565
6	54.735	+0.620	11:06:55.300
7	54.260	+0.145	11:07:49.560

Lap	Lap Tm	Diff	Time of Day
(344) Renata Stodulkova			
1	54.655	+0.440	11:01:51.777
2	54.273	+0.058	11:02:46.050
3	54.378	+0.163	11:03:40.428

Lap	Lap Tm	Diff	Time of Day
4	54.632	+0.417	11:04:35.060
5	54.215		11:05:29.275
6	56.365	+2.150	11:06:25.640
7	54.257	+0.042	11:07:19.897

Lap	Lap Tm	Diff	Time of Day
(298) Robin Puettmann			
1	56.357	+2.089	11:01:59.403
2	54.754	+0.486	11:02:54.157
3	54.544	+0.276	11:03:48.701
4	54.407	+0.139	11:04:43.108
5	54.268		11:05:37.376
6	54.478	+0.210	11:06:31.854
7	55.010	+0.742	11:07:26.864

Lap	Lap Tm	Diff	Time of Day
(286) Julian Kleinwort			
1	54.827	+0.537	11:02:07.718
2	54.465	+0.175	11:03:02.183
3	54.412	+0.122	11:03:56.595
4	54.290		11:04:50.885
5	54.291	+0.001	11:05:45.176
6	54.343	+0.053	11:06:39.519
7	54.927	+0.637	11:07:34.446

Lap	Lap Tm	Diff	Time of Day
(294) Jacob Kallestrup			
1	54.956	+0.640	11:02:06.849
2	54.634	+0.318	11:03:01.483
3	54.589	+0.273	11:03:56.072
4	54.389	+0.073	11:04:50.461
5	54.316		11:05:44.777
6	54.568	+0.252	11:06:39.345
7	54.659	+0.343	11:07:34.004

Lap	Lap Tm	Diff	Time of Day
(328) Nanna Gotsche			
1	55.379	+0.660	11:01:56.221
2	54.938	+0.219	11:02:51.159
3	54.719		11:03:45.878
4	54.821	+0.102	11:04:40.699
5	54.782	+0.063	11:05:35.481
6	54.943	+0.224	11:06:30.424
7	54.802	+0.083	11:07:25.226

Lap	Lap Tm	Diff	Time of Day
(330) Kristoffer Johansson			
1	57.320	+1.895	11:01:59.692
2	55.975	+0.550	11:02:55.667
3	56.107	+0.682	11:03:51.774
4	55.526	+0.101	11:04:47.300
5	55.425		11:05:42.725
6	55.686	+0.261	11:06:38.411
7	55.897	+0.472	11:07:34.308

Lap	Lap Tm	Diff	Time of Day
(282) Aleksander Bosak			
1	55.946		11:02:02.683
2	1:01.341	+5.395	11:03:04.024
3	2:36.457	+1:40.511	11:05:40.481
4	1:00.450	+4.504	11:06:40.931





Rotax Euro Challenge Thy Karting/Denmark

Rotax Seniors

Thy Karting / Denmark 1,248 Km

Non Qualifying Practice 2 Odd Numbers

29.07.2011 11:10

Practice (7:00 Time) started at 11:10:03

Pos	No.	Name	Nat.	Chassis	Race Team	Laps	Best Tm	Diff	Gap In Lap	km/h	
1	203	Mats Van Den Brand	NED	Intrepid	Intrepid Force Rotax	6	53.173		5	84,494	
2	207	Berry Torenvliet	NED	Tonykart	Strawberry Racing	6	53.186	0.013	0.013	5	84,473
3	255	Stefan Riener	AUT	Intrepid	Intrepid Force Rotax	6	53.220	0.047	0.034	4	84,419
4	249	Sean Babington	GBR	Alonso	Dan Holland Racing	7	53.288	0.115	0.068	5	84,312
5	209	Ferenc Kancsar	AUT	Intrepid	Intrepid Force Rotax	7	53.288	0.115		4	84,312
6	239	Jiri Forman	CZE	MS Kart	MS Kart Racing Team	7	53.289	0.116	0.001	6	84,310
7	305	Shaun Slavin	GBR	Formula K	Formula K Holland	6	53.296	0.123	0.007	5	84,299
8	211	Ross Wylie	GBR	Alonso	Dan Holland Racing	7	53.390	0.217	0.094	6	84,151
9	221	Vladislav Kurakin	RUS	MS Kart	MS Kart Racing Team	7	53.424	0.251	0.034	4	84,097
10	253	Niklas Dall Knudsen	DEN	Kosmic	PB Kart Race	6	53.497	0.324	0.073	3	83,982
11	267	Michael Markussen	DEN	Tonykart	RS Competition	7	53.536	0.363	0.039	6	83,921
12	219	Andreas Backman	SWE	Tonykart	Strawberry Racing	6	53.549	0.376	0.013	4	83,901
13	273	Glen Van Droogenbroeck	BEL	Kosmic	Inkartad	7	53.569	0.396	0.020	6	83,869
14	345	Luke Chudleigh	CAN	CRG	Prime	7	53.594	0.421	0.025	6	83,830
15	215	Karol Dabski	POL	Intrepid	Uniq Racing	6	53.600	0.427	0.006	3	83,821
16	339	Yaro Deckers	BEL	Tonykart	MD Trucks	6	53.607	0.434	0.007	4	83,810
17	227	Evangelos Gavalas	GRE	Birel	Kalman Motorsport	7	53.607	0.434		4	83,810
18	217	Benjamin Karlog	DEN	FA Kart	Team Karlog	7	53.664	0.491	0.057	6	83,721
19	259	Magnus Freck	DEN	Kosmic		6	53.677	0.504	0.013	5	83,701
20	235	Jonas Fors	SWE	Tonykart	Sodakart SE	7	53.684	0.511	0.007	5	83,690
21	225	Alex Engblom	SWE	Tonykart	Sodakart	6	53.688	0.515	0.004	3	83,684
22	247	Ramon Rietveld	NED	Gillard	VZ Racing	7	53.711	0.538	0.023	6	83,648
23	329	Thomas Smith	DEN	Kosmic	DMT Racing.DK	7	53.718	0.545	0.007	6	83,637
24	337	Akio Morito	JPN	Intrepid	Intrepid Force Rotax	7	53.778	0.605	0.060	3	83,543
25	347	Philip Olesen	DEN	Intrepid	Kart Racer	7	53.800	0.627	0.022	5	83,509
26	287	Kevin Kemmling	GER	M-Tec	Kartschmie.de	7	53.815	0.642	0.015	6	83,486
27	333	Nicki Pedersen	DEN	Kosmic	PB Kart Race	7	53.924	0.751	0.109	3	83,317
28	313	Erik Stillman	SWE	Sodi	Wallberg Motorsport	7	53.941	0.768	0.017	5	83,291
29	341	Nicolas Claes	BEL	Gillard	DFK by PDB	7	53.957	0.784	0.016	5	83,266
30	319	Martin Andersen	DEN	Kosmic	PB Kart Race	7	54.045	0.872	0.088	5	83,131
31	311	Stephen Tyldsley	GBR	Gillard	Armored UK	6	54.053	0.880	0.008	3	83,118
32	283	Sandra Andersson	SWE	Energy	Energy Team Sweden	7	54.102	0.929	0.049	5	83,043
33	241	Michael Cool	BEL	Tonykart	Bouvin Power	6	54.104	0.931	0.002	4	83,040
34	343	Santeri Varis	FIN	Parolin	Formula K Belgium	7	54.127	0.954	0.023	4	83,005
35	327	Brian Larsen	DEN	RK Kart	HL Kart Racing DK	7	54.805	1.632	0.678	4	81,978



Rotax Euro Challenge Thy Karting/Denmark

Rotax Seniors

Thy Karting / Denmark 1,248 Km

Non Qualifying Practice 2 Odd Numbers

29.07.2011 11:10

Practice (7:00 Time) started at 11:10:03

Lap	Lap Tm	Diff	Time of Day
(337) Akio Morito			
1	54.621	+0.843	11:12:07.685
2	54.565	+0.787	11:13:02.250
3	53.778		11:13:56.028
4	54.011	+0.233	11:14:50.039
5	54.072	+0.294	11:15:44.111
6	54.049	+0.271	11:16:38.160
7	56.514	+2.736	11:17:34.674

Lap	Lap Tm	Diff	Time of Day
(347) Philip Olesen			
1	54.623	+0.823	11:12:07.221
2	54.562	+0.762	11:13:01.783
3	53.848	+0.048	11:13:55.631
4	53.820	+0.020	11:14:49.451
5	53.800		11:15:43.251
6	53.952	+0.152	11:16:37.203
7	53.947	+0.147	11:17:31.150

Lap	Lap Tm	Diff	Time of Day
(287) Kevin Kemmling			
1	54.244	+0.429	11:12:16.244
2	54.377	+0.562	11:13:10.621
3	54.112	+0.297	11:14:04.733
4	53.897	+0.082	11:14:58.630
5	53.846	+0.031	11:15:52.476
6	53.815		11:16:46.291
7	54.330	+0.515	11:17:40.621

Lap	Lap Tm	Diff	Time of Day
(333) Nicki Pedersen			
1	54.488	+0.564	11:11:59.895
2	54.256	+0.332	11:12:54.151
3	53.924		11:13:48.075
4	54.052	+0.128	11:14:42.127
5	53.983	+0.059	11:15:36.110
6	54.112	+0.188	11:16:30.222
7	54.525	+0.601	11:17:24.747

Lap	Lap Tm	Diff	Time of Day
(313) Erik Stillman			
1	54.801	+0.860	11:11:57.439
2	54.400	+0.459	11:12:51.839
3	55.020	+1.079	11:13:46.859
4	54.564	+0.623	11:14:41.423
5	53.941		11:15:35.364
6	54.038	+0.097	11:16:29.402
7	56.270	+2.329	11:17:25.672

Lap	Lap Tm	Diff	Time of Day
(341) Nicolas Claes			
1	54.163	+0.206	11:12:28.250
2	54.119	+0.162	11:13:22.369
3	53.972	+0.015	11:14:16.341
4	54.604	+0.647	11:15:10.945
5	53.957		11:16:04.902
6	53.997	+0.040	11:16:58.899
7	53.976	+0.019	11:17:52.875

Lap	Lap Tm	Diff	Time of Day
(319) Martin Andersen			
1	54.403	+0.358	11:11:58.538
2	55.017	+0.972	11:12:53.555
3	54.126	+0.081	11:13:47.681
4	54.184	+0.139	11:14:41.865
5	54.045		11:15:35.910
6	54.127	+0.082	11:16:30.037
7	54.250	+0.205	11:17:24.287

Lap	Lap Tm	Diff	Time of Day
(311) Stephen Tyldsley			
1	55.155	+1.102	11:12:41.845
2	54.334	+0.281	11:13:36.179

Lap	Lap Tm	Diff	Time of Day
3	54.053		11:14:30.232
4	54.137	+0.084	11:15:24.369
5	54.232	+0.179	11:16:18.601
6	55.528	+1.475	11:17:14.129

Lap	Lap Tm	Diff	Time of Day
(283) Sandra Andersson			
1	55.158	+1.056	11:12:13.978
2	54.801	+0.699	11:13:08.779
3	54.385	+0.283	11:14:03.164
4	54.495	+0.393	11:14:57.659
5	54.102		11:15:51.761
6	54.288	+0.186	11:16:46.049
7	54.453	+0.351	11:17:40.502

Lap	Lap Tm	Diff	Time of Day
(241) Michael Cool			
1	55.672	+1.568	11:12:48.218
2	55.009	+0.905	11:13:43.227
3	54.176	+0.072	11:14:37.403
4	54.104		11:15:31.507
5	54.637	+0.533	11:16:26.144
6	56.829	+2.725	11:17:22.973

Lap	Lap Tm	Diff	Time of Day
(343) Santeri Varis			
1	54.562	+0.435	11:12:05.806
2	55.115	+0.988	11:13:00.921
3	54.320	+0.193	11:13:55.241
4	54.127		11:14:49.368
5	54.550	+0.423	11:15:43.918
6	54.133	+0.006	11:16:38.051
7	55.064	+0.937	11:17:33.115

Lap	Lap Tm	Diff	Time of Day
(327) Brian Larsen			
1	55.333	+0.528	11:12:08.685
2	55.351	+0.546	11:13:04.036
3	54.841	+0.036	11:13:58.877
4	54.805		11:14:53.682
5	55.087	+0.282	11:15:48.769
6	54.937	+0.132	11:16:43.706
7	55.260	+0.455	11:17:38.966

Lap	Lap Tm	Diff	Time of Day
-----	--------	------	-------------





Rotax Euro Challenge Thy Karting/Denmark

Rotax Seniors

Thy Karting / Denmark 1,248 Km

Qualifying Practice Group S1

29.07.2011 13:30

Qualifying (15:00 Time) started at 13:30:01

Pos	No.	Name	Nat.	Chassis	Race Team	Laps	Best Tm	Diff	Gap In Lap	km/h
1	202	Edward Brand	GBR	Tonykart	Strawberry Racing	9	52.947			7 84,855
2	249	Sean Babington	GBR	Alonso	Dan Holland Racing	8	53.190	0.243	0.243	7 84,467
3	207	Berry Torenvliet	NED	Tonykart	Strawberry Racing	9	53.207	0.260	0.017	8 84,440
4	267	Michael Markussen	DEN	Tonykart	RS Competition	11	53.218	0.271	0.011	11 84,423
5	324	Pedro Paixao	POR	Intrepid	OZ Racing Team	9	53.342	0.395	0.124	6 84,226
6	310	Lewis Plato	GBR	Tonykart	Paul Carr Racing	9	53.427	0.480	0.085	8 84,092
7	305	Shaun Slavin	GBR	Formula K	Formula K Holland	11	53.440	0.493	0.013	8 84,072
8	339	Yaro Deckers	BEL	Tonykart	MD Trucks	9	53.453	0.506	0.013	6 84,051
9	236	Ludvig Morin	SWE	Kosmic	Sodakart SE	7	53.456	0.509	0.003	5 84,047
10	221	Vladislav Kurakin	RUS	MS Kart	MS Kart Racing Team	8	53.533	0.586	0.077	5 83,926
11	259	Magnus Freck	DEN	Kosmic		7	53.542	0.595	0.009	4 83,912
12	340	Tasmin Pepper	RSA	Birel	Kalman Motorsport	10	53.551	0.604	0.009	8 83,898
13	294	Jacob Kallestrup	DEN	Bremer Kart	RBR Kart Team	9	53.566	0.619	0.015	8 83,874
14	326	Mathias Smith	DEN	Kosmic	DMT Racing.DK	7	53.599	0.652	0.033	5 83,822
15	347	Philip Olesen	DEN	Intrepid	Kart Racer	9	53.613	0.666	0.014	8 83,801
16	216	Niki Laa	AUT	Birel	Kalman Motorsport	8	53.614	0.667	0.001	6 83,799
17	247	Ramon Rietveld	NED	Gillard	VZ Racing	8	53.696	0.749	0.082	7 83,671
18	345	Luke Chudleigh	CAN	CRG	Prime	8	53.699	0.752	0.003	7 83,666
19	313	Erik Stillman	SWE	Sodi	Wallberg Motorsport	9	53.753	0.806	0.054	8 83,582
20	337	Akio Morito	JPN	Intrepid	Intrepid Force Rotax	9	53.830	0.883	0.077	7 83,463
21	235	Jonas Fors	SWE	Tonykart	Sodakart SE	9	53.866	0.919	0.036	6 83,407
22	298	Robin Puettmann	GER	Intrepid	MPR Racing	7	54.067	1.120	0.201	7 83,097
23	282	Aleksander Bosak	POL	Alonso	Dan Holland Racing	8	54.124	1.177	0.057	8 83,009
24	344	Renata Stodulkova	CZE	MS Kart	Gregor Racing	9	54.305	1.358	0.181	5 82,733

Announcements

These results are provisional until the conclusion of any judicial and technical matters



Rotax Euro Challenge Thy Karting/Denmark

Rotax Seniors

Thy Karting / Denmark 1,248 Km

Qualifying Practice Group S1

29.07.2011 13:30

Qualifying (15:00 Time) started at 13:30:01

Lap	Lap Tm	Diff	Time of Day
5	54.051	+0.298	13:42:12.792
6	53.827	+0.074	13:43:06.619
7	53.970	+0.217	13:44:00.589
8	53.753		13:44:54.342
9	54.865	+1.112	13:45:49.207

(337) Akio Morito

1	55.425	+1.595	13:38:39.892
2	54.873	+1.043	13:39:34.765
3	54.524	+0.694	13:40:29.289
4	54.103	+0.273	13:41:23.392
5	54.246	+0.416	13:42:17.638
6	53.944	+0.114	13:43:11.582
7	53.830		13:44:05.412
8	54.773	+0.943	13:45:00.185
9	54.091	+0.261	13:45:54.276

(235) Jonas Fors

1	55.695	+1.829	13:38:27.140
2	1:05.223	+11.357	13:39:32.363
3	54.293	+0.427	13:40:26.656
4	54.036	+0.170	13:41:20.692
5	54.303	+0.437	13:42:14.995
6	53.866		13:43:08.861
7	53.880	+0.014	13:44:02.741
8	54.065	+0.199	13:44:56.806
9	54.071	+0.205	13:45:50.877

(298) Robin Puettmann

1	55.722	+1.655	13:39:52.099
2	54.861	+0.794	13:40:46.960
3	54.549	+0.482	13:41:41.509
4	54.182	+0.115	13:42:35.691
5	54.085	+0.018	13:43:29.776
6	54.159	+0.092	13:44:23.935
7	54.067		13:45:18.002

(282) Aleksander Bosak

1	1:05.241	+11.117	13:38:43.093
2	55.906	+1.782	13:39:38.999
3	54.901	+0.777	13:40:33.900
4	54.436	+0.312	13:41:28.336
5	54.528	+0.404	13:42:22.864
6	59.817	+5.693	13:43:22.681
7	54.634	+0.510	13:44:17.315
8	54.124		13:45:11.439

(344) Renata Stodulkova

1	56.673	+2.368	13:37:53.177
2	55.099	+0.794	13:38:48.276
3	55.310	+1.005	13:39:43.586
4	54.846	+0.541	13:40:38.432
5	54.305		13:41:32.737
6	54.432	+0.127	13:42:27.169
7	54.392	+0.087	13:43:21.561
8	54.592	+0.287	13:44:16.153
9	54.822	+0.517	13:45:10.975

Lap	Lap Tm	Diff	Time of Day
-----	--------	------	-------------

Lap	Lap Tm	Diff	Time of Day
-----	--------	------	-------------



Rotax Euro Challenge Thy Karting/Denmark

Rotax Seniors

Thy Karting / Denmark 1,248 Km

Qualifying Practice Group S2 -NEW-

29.07.2011 14:00

Qualifying (15:00 Time) started at 14:00:03

Pos	No.	Name	Nat.	Chassis	Race Team	Laps	Best Tm	Diff	Gap In Lap	km/h
1	312	Ben Cooper	GBR	Birel	Kalman Motorsport	7	52.880			
2	254	Kasper H Jensen	DEN	Kosmic	PB Kart Race	8	52.969	0.089	0.089	3 84,819
3	226	Aavo Talvar	EST	Intrepid	Team TKP	9	52.971	0.091	0.002	6 84,816
4	215	Karol Dabski	POL	Intrepid	Uniq Racing	7	53.032	0.152	0.061	3 84,719
5	203	Mats Van Den Brand	NED	Intrepid	Intrepid Force Rotax	9	53.037	0.157	0.005	6 84,711
6	239	Jiri Forman	CZE	MS Kart	MS Kart Racing Team	7	53.070	0.190	0.033	5 84,658
7	209	Ferenc Kancsar	AUT	Intrepid	Intrepid Force Rotax	6	53.098	0.218	0.028	2 84,613
8	334	Mads Thomsen	DEN	RK Kart	HL Kart Racing DK	8	53.182	0.302	0.084	3 84,480
9	227	Evangelos Gavalas	GRE	Birel	Kalman Motorsport	8	53.313	0.433	0.131	5 84,272
10	341	Nicolas Claes	BEL	Gillard	DFK by PDB	9	53.417	0.537	0.104	4 84,108
11	329	Thomas Smith	DEN	Kosmic	DMT Racing.DK	10	53.442	0.562	0.025	3 84,069
12	333	Nicki Pedersen	DEN	Kosmic	PB Kart Race	9	53.456	0.576	0.014	5 84,047
13	214	Barrie Pullinger	GBR	Tonykart	Strawberry Racing	9	53.476	0.596	0.020	6 84,015
14	217	Benjamin Karlog	DEN	FA Kart	Team Karlog	13	53.492	0.612	0.016	5 83,990
15	238	Katerina Zurkova	CZE	MS Kart	MS Kart Racing Team	9	53.502	0.622	0.010	6 83,974
16	208	Antoine Barthon	FRA	FA Kart	Dan Holland Racing	8	53.516	0.636	0.014	4 83,952
17	230	David Agerstig	SWE	Sodi	Nivo Karting	10	53.533	0.653	0.017	5 83,926
18	286	Julian Kleinwort	GER	M-Tec	Kartschmie.de	8	53.548	0.668	0.015	4 83,902
19	346	Mike Joossens	NED	Topkart	Slangen Karting	8	53.582	0.702	0.034	2 83,849
20	338	Jonathan Johansson	SWE	Gillard	PDB Racing Sweden	9	53.620	0.740	0.038	2 83,790
21	284	Artur Janosz	POL	Intrepid	Uniq Racing	7	53.664	0.784	0.044	5 83,721
22	241	Michael Cool	BEL	Tonykart	Bouvin Power	8	53.680	0.800	0.016	2 83,696
23	328	Nanna Gotsche	DEN	MacMinarelli	Teckart Racing	13	54.062	1.182	0.382	2 83,105

Not classified										
DQ	330	Kristoffer Johansson	DEN	MacMinarelli	Teckart Racing	8	54.715			4 82,113

Announcements

These results are provisional until the conclusion of any judicial and technical matters
No 330 excluded from qualifying / reason technical non conformity

Timekeeping Ingrid and Meik Wagner:

Clerk of the course Nigel Edwards:

www.mylaps.com

Steward (Chairman) Olivier Steveny:

Chief Scrutineer Paul Klaassen:

Licensed to: Motorsport Events



Rotax Euro Challenge Thy Karting/Denmark

Rotax Seniors

Thy Karting / Denmark 1,248 Km

Qualifying Practice Group S2

29.07.2011 14:00

Qualifying (15:00 Time) started at 14:00:03

Lap	Lap Tm	Diff	Time of Day
7	54.039	+0.457	14:12:41.279
8	53.765	+0.183	14:13:35.044

(338) Jonathan Johansson

1	54.058	+0.438	14:07:20.089
2	53.620		14:08:13.709
3	53.703	+0.083	14:09:07.412
4	54.948	+1.328	14:10:02.360
5	53.805	+0.185	14:10:56.165
6	54.205	+0.585	14:11:50.370
7	54.517	+0.897	14:12:44.887
8	53.916	+0.296	14:13:38.803
9	54.015	+0.395	14:14:32.818

(284) Artur Janosz

1	53.845	+0.181	14:08:10.105
2	53.770	+0.106	14:09:03.875
3	53.800	+0.136	14:09:57.675
4	53.745	+0.081	14:10:51.420
5	53.664		14:11:45.084
6	54.610	+0.946	14:12:39.694
7	53.852	+0.188	14:13:33.546

(241) Michael Cool

1	54.105	+0.425	14:07:19.883
2	53.680		14:08:13.563
3	53.690	+0.010	14:09:07.253
4	53.767	+0.087	14:10:01.020
5	1:02.518	+8.838	14:11:03.538
6	54.379	+0.699	14:11:57.917
7	54.027	+0.347	14:12:51.944
8	54.168	+0.488	14:13:46.112

(328) Nanna Gotsche

1	54.364	+0.302	14:01:54.599
2	54.062		14:02:48.661
3	54.353	+0.291	14:03:43.014
4	54.449	+0.387	14:04:37.463
5	54.457	+0.395	14:05:31.920
6	54.588	+0.526	14:06:26.508
7	54.654	+0.592	14:07:21.162
8	54.831	+0.769	14:08:15.993
9	54.574	+0.512	14:09:10.567
10	55.260	+1.198	14:10:05.827
11	54.576	+0.514	14:11:00.403
12	54.623	+0.561	14:11:55.026
13	58.988	+4.926	14:12:54.014

(330) Kristoffer Johansson

1	55.362	+0.647	14:01:58.711
2	55.241	+0.526	14:02:53.952
3	54.957	+0.242	14:03:48.909
4	54.715		14:04:43.624
5	54.785	+0.070	14:05:38.409
6	54.926	+0.211	14:06:33.335
7	55.399	+0.684	14:07:28.734
8	55.134	+0.419	14:08:23.868

Lap	Lap Tm	Diff	Time of Day
-----	--------	------	-------------

Lap	Lap Tm	Diff	Time of Day
-----	--------	------	-------------



Rotax Euro Challenge Thy Karting/Denmark

Rotax Seniors

Thy Karting / Denmark 1,248 Km

Qualifying Practice Group S3

29.07.2011 14:30

Qualifying (15:00 Time) started at 14:30:01

Pos	No.	Name	Nat.	Chassis	Race Team	Laps	Best Tm	Diff	Gap In Lap	km/h
1	304	Charlie Eastwood	GBR	Kosmic	Paul Carr Racing	9	53.021			4 84,736
2	253	Niklas Dall Knudsen	DEN	Tonykart	RS Competition	7	53.109	0.088	0.088	5 84,596
3	255	Stefan Riener	AUT	Intrepid	Intrepid Force Rotax	10	53.199	0.178	0.090	6 84,453
4	222	Nicolai Nielsen	DEN	Tonykart	RS Competition	11	53.202	0.181	0.003	6 84,448
5	268	Christian Rahbek	DEN	Tonykart	RS Competition	9	53.261	0.240	0.059	5 84,354
6	211	Ross Wylie	GBR	Alonso	Dan Holland Racing	10	53.277	0.256	0.016	5 84,329
7	244	Christian Sorensen	DEN	First Kart	First Kart s.r.l	10	53.280	0.259	0.003	6 84,324
8	273	Glen Van Droogenbroeck	BEL	Kosmic	Inkartad	10	53.339	0.318	0.059	4 84,231
9	292	Jose Pedro Faria	POR	Intrepid	QZ Racing Team	11	53.376	0.355	0.037	6 84,173
10	242	Jules Cousin	FRA	FA Kart	DSS Kart	9	53.377	0.356	0.001	3 84,171
11	336	Matthieu Badet	FRA	FA Kart	RM Concept	9	53.393	0.372	0.016	3 84,146
12	228	Sandor Jakab	SVK	Birel	Kalman Motorsport	9	53.510	0.489	0.117	6 83,962
13	219	Andreas Backman	SWE	Tonykart	Strawberry Racing	13	53.523	0.502	0.013	7 83,941
14	342	Antii Ollikainen	FIN	RK Kart	SpeedFun	6	53.534	0.513	0.011	6 83,924
15	225	Alex Engblom	SWE	Tonykart	Sodakart	9	53.565	0.544	0.031	6 83,876
16	287	Kevin Kemmling	GER	M-Tec	Kartschmie.de	10	53.624	0.603	0.059	5 83,783
17	319	Martin Andersen	DEN	Kosmic	PB Kart Race	8	53.904	0.883	0.280	7 83,348
18	343	Santeri Varis	FIN	Parolin	Formula K Belgium	11	53.971	0.950	0.067	4 83,245
19	232	Harry Drysdale	GBR	Tonykart	HD Racing	9	53.994	0.973	0.023	4 83,209
20	283	Sandra Andersson	SWE	Energy	Energy Team Sweden	12	54.061	1.040	0.067	7 83,106
21	311	Stephen Tyldsley	GBR	Gillard	Armored UK	8	54.112	1.091	0.051	4 83,028
22	327	Brian Larsen	DEN	RK Kart	HL Kart Racing DK	12	54.489	1.468	0.377	9 82,453

Announcements

These results are provisional until the conclusion of any judicial and technical matters



Rotax Euro Challenge Thy Karting/Denmark

Rotax Seniors

Thy Karting / Denmark 1,248 Km

Qualifying Practice Group S3

29.07.2011 14:30

Qualifying (15:00 Time) started at 14:30:01

Lap	Lap Tm	Diff	Time of Day
3	54.040	+0.069	14:37:47.726
4	53.971		14:38:41.697
5	54.018	+0.047	14:39:35.715
6	54.382	+0.411	14:40:30.097
7	54.290	+0.319	14:41:24.387
8	54.359	+0.388	14:42:18.746
9	59.600	+5.629	14:43:18.346
10	54.115	+0.144	14:44:12.461
11	55.714	+1.743	14:45:08.175

(232) Harry Drysdale

1	55.275	+1.281	14:37:19.542
2	55.067	+1.073	14:38:14.609
3	54.401	+0.407	14:39:09.010
4	53.994		14:40:03.004
5	54.210	+0.216	14:40:57.214
6	54.071	+0.077	14:41:51.285
7	54.427	+0.433	14:42:45.712
8	55.130	+1.136	14:43:40.842
9	54.312	+0.318	14:44:35.154

(283) Sandra Andersson

1	54.644	+0.583	14:35:44.621
2	54.572	+0.511	14:36:39.193
3	54.353	+0.292	14:37:33.546
4	54.180	+0.119	14:38:27.726
5	54.432	+0.371	14:39:22.158
6	54.272	+0.211	14:40:16.430
7	54.061		14:41:10.491
8	54.700	+0.639	14:42:05.191
9	54.299	+0.238	14:42:59.490
10	54.671	+0.610	14:43:54.161
11	55.038	+0.977	14:44:49.199
12	54.553	+0.492	14:45:43.752

(311) Stephen Tyldsley

1	55.803	+1.691	14:37:24.045
2	54.275	+0.163	14:38:18.320
3	54.318	+0.206	14:39:12.638
4	54.112		14:40:06.750
5	55.580	+1.468	14:41:02.330
6	54.140	+0.028	14:41:56.470
7	54.817	+0.705	14:42:51.287
8	59.864	+5.752	14:43:51.151

(327) Brian Larsen

1	55.260	+0.771	14:35:01.025
2	54.938	+0.449	14:35:55.963
3	55.185	+0.696	14:36:51.148
4	54.709	+0.220	14:37:45.857
5	54.790	+0.301	14:38:40.647
6	54.672	+0.183	14:39:35.319
7	55.641	+1.152	14:40:30.960
8	55.075	+0.586	14:41:26.035
9	54.489		14:42:20.524
10	55.027	+0.538	14:43:15.551
11	54.669	+0.180	14:44:10.220
12	54.881	+0.392	14:45:05.101

Lap	Lap Tm	Diff	Time of Day
-----	--------	------	-------------

Lap	Lap Tm	Diff	Time of Day
-----	--------	------	-------------



Rotax Euro Challenge Thy Karting/Denmark

Rotax Seniors

Thy Karting / Denmark 1,248 Km

Total result Qualifying Group S1/S2/S3 -NEW-

Pos	No.	Name	Nat.	Chassis	Race Team	I Best Tm	Diff	QS1 Best Tm	QS2 Best Tm	QS3 Best Tm
1	312	Ben Cooper	GBR	Birel	Kalman Motorsport	52.880			52.880	
2	202	Edward Brand	GBR	Tonykart	Strawberry Racing	52.947	0.067	52.947		
3	254	Kasper H Jensen	DEN	Kosmic	PB Kart Race	52.969	0.089		52.969	
4	226	Aavo Talvar	EST	Intrepid	Team TKP	52.971	0.091		52.971	
5	304	Charlie Eastwood	GBR	Kosmic	Paul Carr Racing	53.021	0.141			53.021
6	215	Karol Dabski	POL	Intrepid	Uniq Racing	53.032	0.152		53.032	
7	203	Mats Van Den Brand	NED	Intrepid	Intrepid Force Rotax	53.037	0.157		53.037	
8	239	Jiri Forman	CZE	MS Kart	MS Kart Racing Team	53.070	0.190		53.070	
9	209	Ferenc Kancsar	AUT	Intrepid	Intrepid Force Rotax	53.098	0.218		53.098	
10	253	Niklas Dall Knudsen	DEN	Tonykart	RS Competition	53.109	0.229			53.109
11	334	Mads Thomsen	DEN	RK Kart	HL Kart Racing DK	53.182	0.302		53.182	
12	249	Sean Babington	GBR	Alonso	Dan Holland Racing	53.190	0.310	53.190		
13	255	Stefan Riener	AUT	Intrepid	Intrepid Force Rotax	53.199	0.319			53.199
14	222	Nicolai Nielsen	DEN	Tonykart	RS Competition	53.202	0.322			53.202
15	207	Berry Torenvliet	NED	Tonykart	Strawberry Racing	53.207	0.327	53.207		
16	267	Michael Markussen	DEN	Tonykart	RS Competition	53.218	0.338	53.218		
17	268	Christian Rahbek	DEN	Tonykart	RS Competition	53.261	0.381			53.261
18	211	Ross Wylie	GBR	Alonso	Dan Holland Racing	53.277	0.397			53.277
19	244	Christian Sorensen	DEN	First Kart	First Kart s.r.l	53.280	0.400			53.280
20	227	Evangelos Gavalas	GRE	Birel	Kalman Motorsport	53.313	0.433		53.313	
21	273	Glen Van Droogenbroeck	BEL	Kosmic	Inkartad	53.339	0.459			53.339
22	324	Pedro Paixao	POR	Intrepid	QZ Racing Team	53.342	0.462	53.342		
23	292	Jose Pedro Faria	POR	Intrepid	QZ Racing Team	53.376	0.496			53.376
24	242	Jules Cousin	FRA	FA Kart	DSS Kart	53.377	0.497			53.377
25	336	Matthieu Badet	FRA	FA Kart	RM Concept	53.393	0.513			53.393
26	341	Nicolas Claes	BEL	Gillard	DFK by PDB	53.417	0.537		53.417	
27	310	Lewis Plato	GBR	Tonykart	Paul Carr Racing	53.427	0.547	53.427		
28	305	Shaun Slavin	GBR	Formula K	Formula K Holland	53.440	0.560	53.440		
29	329	Thomas Smith	DEN	Kosmic	DMT Racing.DK	53.442	0.562		53.442	
30	339	Yaro Deckers	BEL	Tonykart	MD Trucks	53.453	0.573	53.453		
31	333	Nicki Pedersen	DEN	Kosmic	PB Kart Race	53.456	0.576		53.456	
32	236	Ludvig Morin	SWE	Kosmic	Sodakart SE	53.456	0.576	53.456		
33	214	Barrie Pullinger	GBR	Tonykart	Strawberry Racing	53.476	0.596		53.476	
34	217	Benjamin Karlog	DEN	FA Kart	Team Karlog	53.492	0.612		53.492	
35	238	Katerina Zurkova	CZE	MS Kart	MS Kart Racing Team	53.502	0.622		53.502	
36	228	Sandor Jakab	SVK	Birel	Kalman Motorsport	53.510	0.630			53.510
37	208	Antoine Barthon	FRA	FA Kart	Dan Holland Racing	53.516	0.636		53.516	
38	219	Andreas Backman	SWE	Tonykart	Strawberry Racing	53.523	0.643			53.523
39	221	Vladislav Kurakin	RUS	MS Kart	MS Kart Racing Team	53.533	0.653	53.533		
40	230	David Agerstig	SWE	Sodi	Nivo Karting	53.533	0.653		53.533	
41	342	Antii Ollikainen	FIN	RK Kart	SpeedFun	53.534	0.654			53.534
42	259	Magnus Freck	DEN	Kosmic		53.542	0.662	53.542		
43	286	Julian Kleinwort	GER	M-Tec	Kartschmie.de	53.548	0.668		53.548	
44	340	Tasmin Pepper	RSA	Birel	Kalman Motorsport	53.551	0.671	53.551		
45	225	Alex Engblom	SWE	Tonykart	Sodakart	53.565	0.685			53.565

Announcements

These results are provisional until the conclusion of any judicial and technical matters
 No 330 excluded from qualifying / reason technical non conformity



Rotax Euro Challenge Thy Karting/Denmark

Rotax Seniors

Thy Karting / Denmark 1,248 Km

Total result Qualifying Group S1/S2/S3

Pos	No.	Name	Nat.	Chassis	Race Team	I Best Tm	Diff	QS1 Best Tm	QS2 Best Tm	QS3 Best Tm
46	294	Jacob Kallestrup	DEN	Bremer Kart	RBR Kart Team	53.566	0.686	53.566		
47	346	Mike Joossens	NED	Topkart	Slangen Karting	53.582	0.702		53.582	
48	326	Mathias Smith	DEN	Kosmic	DMT Racing.DK	53.599	0.719	53.599		
49	347	Philip Olesen	DEN	Intrepid	Kart Racer	53.613	0.733	53.613		
50	216	Niki Laa	AUT	Birel	Kalman Motorsport	53.614	0.734	53.614		
51	338	Jonathan Johansson	SWE	Gillard	PDB Racing Sweden	53.620	0.740		53.620	
52	287	Kevin Kemmling	GER	M-Tec	Kartschmie.de	53.624	0.744			53.624
53	284	Artur Janosz	POL	Intrepid	Uniq Racing	53.664	0.784		53.664	
54	241	Michael Cool	BEL	Tonykart	Bouvin Power	53.680	0.800		53.680	
55	247	Ramon Rietveld	NED	Gillard	VZ Racing	53.696	0.816	53.696		
56	345	Luke Chudleigh	CAN	CRG	Prime	53.699	0.819	53.699		
57	313	Erik Stillman	SWE	Sodi	Wallberg Motorsport	53.753	0.873	53.753		
58	337	Akio Morito	JPN	Intrepid	Intrepid Force Rotax	53.830	0.950	53.830		
59	235	Jonas Fors	SWE	Tonykart	Sodakart SE	53.866	0.986	53.866		
60	319	Martin Andersen	DEN	Kosmic	PB Kart Race	53.904	1.024			53.904
61	343	Santeri Varis	FIN	Parolin	Formula K Belgium	53.971	1.091			53.971
62	232	Harry Drysdale	GBR	Tonykart	HD Racing	53.994	1.114			53.994
63	283	Sandra Andersson	SWE	Energy	Energy Team Sweden	54.061	1.181			54.061
64	328	Nanna Gotsche	DEN	MacMinarelli	Teckart Racing	54.062	1.182		54.062	
65	298	Robin Puettmann	GER	Intrepid	MPR Racing	54.067	1.187	54.067		
66	311	Stephen Tyldsley	GBR	Gillard	Armored UK	54.112	1.232			54.112
67	282	Aleksander Bosak	POL	Alonso	Dan Holland Racing	54.124	1.244	54.124		
68	344	Renata Stodulkova	CZE	MS Kart	Gregor Racing	54.305	1.425	54.305		
69	327	Brian Larsen	DEN	RK Kart	HL Kart Racing DK	54.489	1.609			54.489
DQ	330	Kristoffer Johansson	DEN	MacMinarelli	Teckart Racing					

Announcements

These results are provisional until the conclusion of any judicial and technical matters
 No 330 excluded from qualifying / reason technical non conformity

Heat organization
Rotax Max Euro Challenge 2011
Thy Karting / Denmark
Rotax Max Seniors Group A

Group	Pos	No.	Firstname	Lastname	Class	Overall BestTm
Group A	1	312	Ben	Cooper	Senior	52.880
Group A	6	215	Karol	Dabski	Senior	53.032
Group A	11	334	Mads	Thomsen	Senior	53.182
Group A	16	267	Michael	Markussen	Senior	53.218
Group A	21	273	Glen	Van Droogenbroec	Senior	53.339
Group A	26	341	Nicolas	Claes	Senior	53.417
Group A	31	333	Nicki	Pedersen	Senior	53.456
Group A	36	228	Sandor	Jakab	Senior	53.510
Group A	41	342	Antii	Ollikainen	Senior	53.534
Group A	46	294	Jacob	Kallestrup	Senior	53.566
Group A	51	338	Jonathan	Johansson	Senior	53.620
Group A	56	345	Luke	Chudleigh	Senior	53.699
Group A	61	343	Santeri	Varis	Senior	53.971
Group A	66	311	Stephen	Tyldsley	Senior	54.112



Clerk of the course Nigel Edwards:

Stewards (Chairman) Olivier Steveny:

Scrutineer Paul Klaassen:

Timekeeping Ingrid and Meik Wagner:

Printed: 29.07.2011 15:43

Posted at: h

Heat organization
Rotax Max Euro Challenge 2011
Thy Karting / Denmark
Rotax Max Seniors Group B

Group	Pos	No.	Firstname	Lastname	Class	Overall BestTm
Group B	2	202	Edward	Brand	Senior	52.947
Group B	7	203	Mats	Van Den Brand	Senior	53.037
Group B	12	249	Sean	Babington	Senior	53.190
Group B	17	268	Christian	Rahbek	Senior	53.261
Group B	22	324	Pedro	Paixao	Senior	53.342
Group B	27	310	Lewis	Plato	Senior	53.427
Group B	32	236	Ludvig	Morin	Senior	53.456
Group B	37	208	Antoine	Barthon	Senior	53.516
Group B	42	259	Magnus	Freck	Senior	53.542
Group B	47	346	Mike	Joossens	Senior	53.582
Group B	52	287	Kevin	Kemmling	Senior	53.624
Group B	57	313	Erik	Stillman	Senior	53.753
Group B	62	232	Harry	Drysdale	Senior	53.994
Group B	67	282	Aleksander	Bosak	Senior	54.124



Clerk of the course Nigel Edwards:

Stewards (Chairman) Olivier Steveny:

Scrutineer Paul Klaassen:

Timekeeping Ingrid and Meik Wagner:

Printed: 29.07.2011 15:43

Posted at: h

**Heat organization
Rotax Max Euro Challenge 2011
Thy Karting / Denmark
Rotax Max Seniors Group C**

Group	Pos	No.	Firstname	Lastname	Class	Overall BestTm
Group C	3	254	Kasper H	Jensen	Senior	52.969
Group C	8	239	Jiri	Forman	Senior	53.070
Group C	13	255	Stefan	Riener	Senior	53.199
Group C	18	211	Ross	Wylie	Senior	53.277
Group C	23	292	Jose	Pedro Faria	Senior	53.376
Group C	28	305	Shaun	Slavin	Senior	53.440
Group C	33	214	Barrie	Pullinger	Senior	53.476
Group C	38	219	Andreas	Backman	Senior	53.523
Group C	43	286	Julian	Kleinwort	Senior	53.548
Group C	48	326	Mathias	Smith	Senior	53.599
Group C	53	284	Artur	Janosz	Senior	53.664
Group C	58	337	Akio	Morito	Senior	53.830
Group C	63	283	Sandra	Andersson	Senior	54.061
Group C	68	344	Renata	Stodulkova	Senior	54.305



Clerk of the course Nigel Edwards:

Stewards (Chairman) Olivier Steveny:

Scrutineer Paul Klaassen:

Timekeeping Ingrid and Meik Wagner:

Printed: 29.07.2011 15:43

posted at: h

Heat organization
Rotax Max Euro Challenge 2011
Thy Karting / Denmark
Rotax Max Seniors Group D

Group	Pos	No.	Firstname	Lastname	Class	Overall BestTm
Group D	4	226	Aavo	Talvar	Senior	52.971
Group D	9	209	Ferenc	Kancsar	Senior	53.098
Group D	14	222	Nicolai	Nielsen	Senior	53.202
Group D	19	244	Christian	Sorensen	Senior	53.280
Group D	24	242	Jules	Cousin	Senior	53.377
Group D	29	329	Thomas	Smith	Senior	53.442
Group D	34	217	Benjamin	Karlog	Senior	53.492
Group D	39	221	Vladislav	Kurakin	Senior	53.533
Group D	44	340	Tasmin	Pepper	Senior	53.551
Group D	49	347	Philip	Olesen	Senior	53.613
Group D	54	241	Michael	Cool	Senior	53.680
Group D	59	235	Jonas	Fors	Senior	53.866
Group D	64	328	Nanna	Gotsche	Senior	54.062
Group D	69	327	Brian	Larsen	Senior	54.489



Clerk of the course Nigel Edwards:

Stewards (Chairman) Olivier Steveny:

Scrutineer Paul Klaassen:

Timekeeping Ingrid and Meik Wagner:

Printed: 29.07.2011 15:46

posted at: h

Heat organization
Rotax Max Euro Challenge 2011
Thy Karting / Denmark
Rotax Max Seniors Group E

Group	Pos	No.	Firstname	Lastname	Class	Overall BestTm
Group E	5	304	Charlie	Eastwood	Senior	53.021
Group E	10	253	Niklas	Dall Knudsen	Senior	53.109
Group E	15	207	Berry	Torenvliet	Senior	53.207
Group E	20	227	Evangelos	Gavalas	Senior	53.313
Group E	25	336	Matthieu	Badet	Senior	53.393
Group E	30	339	Yaro	Deckers	Senior	53.453
Group E	35	238	Katerina	Zurkova	Senior	53.502
Group E	40	230	David	Agerstig	Senior	53.533
Group E	45	225	Alex	Engblom	Senior	53.565
Group E	50	216	Niki	Laa	Senior	53.614
Group E	55	247	Ramon	Rietveld	Senior	53.696
Group E	60	319	Martin	Andersen	Senior	53.904
Group E	65	298	Robin	Puettmann	Senior	54.067
Group E	70	330	Kristoffer	Johansson	Senior	0



Clerk of the course Nigel Edwards:

Stewards (Chairman) Olivier Steveny:

Scrutineer Paul Klaassen:

Timekeeping Ingrid and Meik Wagner:

Printed: 29.07.2011 15:46

posted at: h

Rotax Max Euro Challenge 20
 Class: Rotax Max Seniors
 Date/Time: 30.07.2011 10:10

Track: Thy Karting / Denmark
 Heat: Race 1 Qualifying Heat 1 A+B
 Laps: 11

Edition 1

	35	
	33	
	31	
	29	
Stephen Tyldsley	311	Group A 54.112
	27	
Santeri Varis	343	Group A 53.971
	25	
Luke Chudleigh	345	Group A 53.699
	23	
Jonathan Johansson	338	Group A 53.620
	21	
Jacob Kallestrup	294	Group A 53.566
	19	
Antti Ollikainen	342	Group A 53.534
	17	
Sandor Jakab	228	Group A 53.510
	15	
Nicki Pedersen	333	Group A 53.456
	13	
Nicolas Claes	341	Group A 53.417
	11	
Glen Van Droogenbro	273	Group A 53.339
	9	
Michael Markussen	267	Group A 53.218
	7	
Mads Thomsen	334	Group A 53.182
	5	
Karol Dabski	215	Group A 53.032
	3	
Ben Cooper	312	Group A 52.880
	1	

18
17
16
15
14
13
12
11
10
9
8
7
6
5
4
3
2
1
Row

	36	
	34	
	32	
	30	
Aleksander Bosak	282	Group B 54.124
	28	
Harry Drysdale	232	Group B 53.994
	26	
Erik Stillman	313	Group B 53.753
	24	
Kevin Kempling	287	Group B 53.624
	22	
Mike Joossens	346	Group B 53.582
	20	
Magnus Freck	259	Group B 53.542
	18	
Antoine Barthon	208	Group B 53.516
	16	
Ludvig Morin	236	Group B 53.456
	14	
Lewis Plato	310	Group B 53.427
	12	
Pedro Paixao	324	Group B 53.342
	10	
Christian Rahbek	268	Group B 53.261
	8	
Sean Babington	249	Group B 53.190
	6	
Mats Van Den Brand	203	Group B 53.037
	4	
Edward Brand	202	Group B 52.947
	2	

Pole Position

Clerk of the course Nigel Edwards:
 Stewards (Chairman) Olivier Steveny:

Scrutineer Paul Klaassen:
 Timekeeping Ingrid/Meik Wagner:

Rotax Max Euro Challenge 20
 Class: Rotax Max Seniors
 Date/Time: 30.07.2011 10:30

Track: Thy Karting / Denmark
 Heat: Race 2 Qualifying Heat 2 C+D
 Laps: 11

Edition 1

	35	
	33	
	31	
	29	
Renata Stodulkova	344	Group C 54.305
	27	
Sandra Andersson	283	Group C 54.061
	25	
Akio Morito	337	Group C 53.830
	23	
Artur Janosz	284	Group C 53.664
	21	
Mathias Smith	326	Group C 53.599
	19	
Julian Kleinwort	286	Group C 53.548
	17	
Andreas Backman	219	Group C 53.523
	15	
Barrie Pullinger	214	Group C 53.476
	13	
Shaun Slavin	305	Group C 53.440
	11	
Jose Pedro Faria	292	Group C 53.376
	9	
Ross Wylie	211	Group C 53.277
	7	
Stefan Riener	255	Group C 53.199
	5	
Jiri Forman	239	Group C 53.070
	3	
Kasper H Jensen	254	Group C 52.969
	1	

	18	
	36	
	17	
	34	
	16	
	32	
	15	
	30	
Brian Larsen	327	Group D 54.489
	28	
Nanna Gotsche	328	Group D 54.062
	26	
Jonas Fors	235	Group D 53.866
	24	
Michael Cool	241	Group D 53.680
	22	
Philip Olesen	347	Group D 53.613
	20	
Tasmin Pepper	340	Group D 53.551
	18	
Vladislav Kurakin	221	Group D 53.533
	16	
Benjamin Karlog	217	Group D 53.492
	14	
Thomas Smith	329	Group D 53.442
	12	
Jules Cousin	242	Group D 53.377
	10	
Christian Sorensen	244	Group D 53.280
	8	
Nicolai Nielsen	222	Group D 53.202
	6	
Ferenc Kancsar	209	Group D 53.098
	4	
Aavo Talvar	226	Group D 52.971
	2	

Pole Position

Clerk of the course Nigel Edwards:
 Stewards (Chairman) Olivier Steveny:

Scrutineer Paul Klaassen:
 Timekeeping Ingrid/Meik Wagner:

Rotax Max Euro Challenge 20
 Class: Rotax Max Seniors
 Date/Time: 30.07.2011 11:30

Track: Thy Karting / Denmark
 Heat: Race 5 Qualifying Heat 3 A+E
 Laps: 11

Edition 1

	35	18		36
	33	17		34
	31	16		32
	29	15		30
Stephen Tyldsley	311	14	Kristoffer Johansson	330
	27			28
Santeri Varis	343	13	Robin Puettmann	298
	25			26
Luke Chudleigh	345	12	Martin Andersen	319
	23			24
Jonathan Johansson	338	11	Ramon Rietveld	247
	21			22
Jacob Kallestrup	294	10	Niki Laa	216
	19			20
Antti Ollikainen	342	9	Alex Engblom	225
	17			18
Sandor Jakab	228	8	David Agerstig	230
	15			16
Nicki Pedersen	333	7	Katerina Zurkova	238
	13			14
Nicolas Claes	341	6	Yaro Deckers	339
	11			12
Glen Van Droogenbro	273	5	Matthieu Badet	336
	9			10
Michael Markussen	267	4	Evangelos Gavalas	227
	7			8
Mads Thomsen	334	3	Berry Torenvliet	207
	5			6
Karol Dabski	215	2	Niklas Dall Knudsen	253
	3			4
Ben Cooper	312	1	Charlie Eastwood	304
	1			2

Pole Position

Clerk of the course Nigel Edwards:
 Stewards (Chairman) Olivier Steveny:

Scrutineer Paul Klaassen:
 Timekeeping Ingrid/Meik Wagner:

Rotax Max Euro Challenge 20
 Class: Rotax Max Seniors
 Date/Time: 30.07.2011 11:50

Track: Thy Karting / Denmark
 Heat: Race 6 Qualifying Heat 4 B+C
 Laps: 11

Edition 1

	35	18		36
	33	17		34
	31	16		32
	29	15		30
Aleksander Bosak	282	14	Renata Stodulkova	344
	27			28
Harry Drysdale	232	13	Sandra Andersson	283
	25			26
Erik Stillman	313	12	Akio Morito	337
	23			24
Kevin Kemmling	287	11	Artur Janosz	284
	21			22
Mike Joossens	346	10	Mathias Smith	326
	19			20
Magnus Freck	259	9	Julian Kleinwort	286
	17			18
Antoine Barthon	208	8	Andreas Backman	219
	15			16
Ludvig Morin	236	7	Barrie Pullinger	214
	13			14
Lewis Plato	310	6	Shaun Slavin	305
	11			12
Pedro Paixao	324	5	Jose Pedro Faria	292
	9			10
Christian Rahbek	268	4	Ross Wylie	211
	7			8
Sean Babington	249	3	Stefan Riener	255
	5			6
Mats Van Den Brand	203	2	Jiri Forman	239
	3			4
Edward Brand	202	1	Kasper H Jensen	254
	1			2

Pole Position

Clerk of the course Nigel Edwards:
 Stewards (Chairman) Olivier Steveny:

Scrutineer Paul Klaassen:
 Timekeeping Ingrid/Meik Wagner:

Rotax Max Euro Challenge 20
 Class: Rotax Max Seniors
 Date/Time: 30.07.2011 12:50

Track: Thy Karting / Denmark
 Heat: Race 9 Qualifying Heat 5 D+E
 Laps: 11

Edition 1

	35	18		36
	33	17		34
	31	16		32
	29	15		30
Brian Larsen	327	14	Kristoffer Johansson	330
	27			28
Nanna Gotsche	328	13	Robin Puettmann	298
	25			26
Jonas Fors	235	12	Martin Andersen	319
	23			24
Michael Cool	241	11	Ramon Rietveld	247
	21			22
Philip Olesen	347	10	Niki Laa	216
	19			20
Tasmin Pepper	340	9	Alex Engblom	225
	17			18
Vladislav Kurakin	221	8	David Agerstig	230
	15			16
Benjamin Karlog	217	7	Katerina Zurkova	238
	13			14
Thomas Smith	329	6	Yaro Deckers	339
	11			12
Jules Cousin	242	5	Matthieu Badet	336
	9			10
Christian Sorensen	244	4	Evangelos Gavalas	227
	7			8
Nicolai Nielsen	222	3	Berry Torenvliet	207
	5			6
Ferenc Kancsar	209	2	Niklas Dall Knudsen	253
	3			4
Aavo Talvar	226	1	Charlie Eastwood	304
	1			2

Pole Position

Clerk of the course Nigel Edwards:
 Stewards (Chairman) Olivier Steveny:

Scrutineer Paul Klaassen:
 Timekeeping Ingrid/Meik Wagner:

Rotax Max Euro Challenge 20
 Class: Rotax Max Seniors
 Date/Time: 30.07.2011 13:50

Track: Thy Karting / Denmark
 Heat: Race 10 Qualifying Heat 6 A+C
 Laps: 11

Edition 1

	35	18		36
	33	17		34
	31	16		32
	29	15		30
Stephen Tyldsley	311	14	Renata Stodulkova	344
	27			28
Santeri Varis	343	13	Sandra Andersson	283
	25			26
Luke Chudleigh	345	12	Akio Morito	337
	23			24
Jonathan Johansson	338	11	Artur Janosz	284
	21			22
Jacob Kallestrup	294	10	Mathias Smith	326
	19			20
Antti Ollikainen	342	9	Julian Kleinwort	286
	17			18
Sandor Jakab	228	8	Andreas Backman	219
	15			16
Nicki Pedersen	333	7	Barrie Pullinger	214
	13			14
Nicolas Claes	341	6	Shaun Slavin	305
	11			12
Glen Van Droogenbro	273	5	Jose Pedro Faria	292
	9			10
Michael Markussen	267	4	Ross Wylie	211
	7			8
Mads Thomsen	334	3	Stefan Riener	255
	5			6
Karol Dabski	215	2	Jiri Forman	239
	3			4
Ben Cooper	312	1	Kasper H Jensen	254
	1			2

Pole Position

Clerk of the course Nigel Edwards:
 Stewards (Chairman) Olivier Steveny:

Scrutineer Paul Klaassen:
 Timekeeping Ingrid/Meik Wagner:

Rotax Max Euro Challenge 20
 Class: Rotax Max Seniors
 Date/Time: 30.07.2011 14:50

Track: Thy Karting / Denmark
 Heat: Race 13 Qualifying Heat 7 B+E
 Laps: 11

Edition 1

	35	18		36
	33	17		34
	31	16		32
	29	15		30
Aleksander Bosak	282	14	Kristoffer Johansson	330
	27			28
Harry Drysdale	232	13	Robin Puettmann	298
	25			26
Erik Stillman	313	12	Martin Andersen	319
	23			24
Kevin Kemmling	287	11	Ramon Rietveld	247
	21			22
Mike Joossens	346	10	Niki Laa	216
	19			20
Magnus Freck	259	9	Alex Engblom	225
	17			18
Antoine Barthon	208	8	David Agerstig	230
	15			16
Ludvig Morin	236	7	Katerina Zurkova	238
	13			14
Lewis Plato	310	6	Yaro Deckers	339
	11			12
Pedro Paixao	324	5	Matthieu Badet	336
	9			10
Christian Rahbek	268	4	Evangelos Gavalas	227
	7			8
Sean Babington	249	3	Berry Torenvliet	207
	5			6
Mats Van Den Brand	203	2	Niklas Dall Knudsen	253
	3			4
Edward Brand	202	1	Charlie Eastwood	304
	1			2

Pole Position

Clerk of the course Nigel Edwards:
 Stewards (Chairman) Olivier Steveny:

Scrutineer Paul Klaassen:
 Timekeeping Ingrid/Meik Wagner:

Rotax Max Euro Challenge 20
 Class: Rotax Max Seniors
 Date/Time: 30.07.2011 15:10

Track: Thy Karting / Denmark
 Heat: Race 14 Qualifying Heat 8 A+D
 Laps: 11

Edition 1

	35	18		36
	33	17		34
	31	16		32
	29	15		30
Stephen Tyldsley	311	14	Brian Larsen	327
	27			28
Santeri Varis	343	13	Nanna Gotsche	328
	25			26
Luke Chudleigh	345	12	Jonas Fors	235
	23			24
Jonathan Johansson	338	11	Michael Cool	241
	21			22
Jacob Kallestrup	294	10	Philip Olesen	347
	19			20
Antti Ollikainen	342	9	Tasmin Pepper	340
	17			18
Sandor Jakab	228	8	Vladislav Kurakin	221
	15			16
Nicki Pedersen	333	7	Benjamin Karlog	217
	13			14
Nicolas Claes	341	6	Thomas Smith	329
	11			12
Glen Van Droogenbro	273	5	Jules Cousin	242
	9			10
Michael Markussen	267	4	Christian Sorensen	244
	7			8
Mads Thomsen	334	3	Nicolai Nielsen	222
	5			6
Karol Dabski	215	2	Ferenc Kancsar	209
	3			4
Ben Cooper	312	1	Aavo Talvar	226
	1			2

Pole Position

Clerk of the course Nigel Edwards:
 Stewards (Chairman) Olivier Steveny:

Scrutineer Paul Klaassen:
 Timekeeping Ingrid/Meik Wagner:

Rotax Max Euro Challenge 20
 Class: Rotax Max Seniors
 Date/Time: 30.07.2011 16:30

Track: Thy Karting / Denmark
 Heat: Race 17 Qualifying Heat 9 C+E
 Laps: 11

Edition 1

	35	
	33	
	31	
	29	
Renata Stodulkova	344	Group C 54.305
	27	
Sandra Andersson	283	Group C 54.061
	25	
Akio Morito	337	Group C 53.830
	23	
Artur Janosz	284	Group C 53.664
	21	
Mathias Smith	326	Group C 53.599
	19	
Julian Kleinwort	286	Group C 53.548
	17	
Andreas Backman	219	Group C 53.523
	15	
Barrie Pullinger	214	Group C 53.476
	13	
Shaun Slavin	305	Group C 53.440
	11	
Jose Pedro Faria	292	Group C 53.376
	9	
Ross Wylie	211	Group C 53.277
	7	
Stefan Riener	255	Group C 53.199
	5	
Jiri Forman	239	Group C 53.070
	3	
Kasper H Jensen	254	Group C 52.969
	1	

18
17
16
15
14
13
12
11
10
9
8
7
6
5
4
3
2
1
Row

	36	
	34	
	32	
	30	
Kristoffer Johansson	330	Group E
	28	
Robin Puettmann	298	Group E 54.067
	26	
Martin Andersen	319	Group E 53.904
	24	
Ramon Rietveld	247	Group E 53.696
	22	
Niki Laa	216	Group E 53.614
	20	
Alex Engblom	225	Group E 53.565
	18	
David Agerstig	230	Group E 53.533
	16	
Katerina Zurkova	238	Group E 53.502
	14	
Yaro Deckers	339	Group E 53.453
	12	
Matthieu Badet	336	Group E 53.393
	10	
Evangelos Gavalas	227	Group E 53.313
	8	
Berry Torenvliet	207	Group E 53.207
	6	
Niklas Dall Knudsen	253	Group E 53.109
	4	
Charlie Eastwood	304	Group E 53.021
	2	

Pole Position

Clerk of the course Nigel Edwards:
 Stewards (Chairman) Olivier Steveny:

Scrutineer Paul Klaassen:
 Timekeeping Ingrid/Meik Wagner:

Rotax Max Euro Challenge 20
 Class: Rotax Max Seniors
 Date/Time: 30.07.2011 16:50

Track: Thy Karting / Denmark
 Heat: Race 18 Qualifying Heat 10 B+D
 Laps: 11

Edition 1

	35	18		36
	33	17		34
	31	16		32
	29	15		30
Aleksander Bosak	282	14	Brian Larsen	327
	27			28
Harry Drysdale	232	13	Nanna Gotsche	328
	25			26
Erik Stillman	313	12	Jonas Fors	235
	23			24
Kevin Kemmling	287	11	Michael Cool	241
	21			22
Mike Joossens	346	10	Philip Olesen	347
	19			20
Magnus Freck	259	9	Tasmin Pepper	340
	17			18
Antoine Barthon	208	8	Vladislav Kurakin	221
	15			16
Ludvig Morin	236	7	Benjamin Karlog	217
	13			14
Lewis Plato	310	6	Thomas Smith	329
	11			12
Pedro Paixao	324	5	Jules Cousin	242
	9			10
Christian Rahbek	268	4	Christian Sorensen	244
	7			8
Sean Babington	249	3	Nicolai Nielsen	222
	5			6
Mats Van Den Brand	203	2	Ferenc Kancsar	209
	3			4
Edward Brand	202	1	Aavo Talvar	226
	1			2

Pole Position

Clerk of the course Nigel Edwards:
 Stewards (Chairman) Olivier Steveny:

Scrutineer Paul Klaassen:
 Timekeeping Ingrid/Meik Wagner:



Rotax Euro Challenge Thy Karting/Denmark

Rotax Seniors

Thy Karting / Denmark 1,248 Km

Warm up Even Numbers

30.07.2011 09:00

Practice (5:00 Time) started at 9:00:01

Pos	No.	Name	Nat.	Chassis	Race Team	Laps	Best Tm	Diff	Gap In Lap	km/h
1	334	Mads Thomsen	DEN	RK Kart	HL Kart Racing DK	5	53.505			4 83,970
2	254	Kasper H Jensen	DEN	Kosmic	PB Kart Race	5	53.557	0.052	0.052	4 83,888
3	304	Charlie Eastwood	GBR	Kosmic	Paul Carr Racing	5	53.564	0.059	0.007	5 83,877
4	312	Ben Cooper	GBR	Birel	Kalman Motorsport	5	53.710	0.205	0.146	5 83,649
5	226	Aavo Talvar	EST	Intrepid	Team TKP	5	53.713	0.208	0.003	4 83,645
6	326	Mathias Smith	DEN	Kosmic	DMT Racing.DK	5	53.733	0.228	0.020	5 83,613
7	324	Pedro Paixao	POR	Intrepid	QZ Racing Team	5	53.806	0.301	0.073	5 83,500
8	202	Edward Brand	GBR	Tonykart	Strawberry Racing	5	53.834	0.329	0.028	3 83,457
9	208	Antoine Barthon	FRA	FA Kart	Dan Holland Racing	5	53.868	0.363	0.034	5 83,404
10	310	Lewis Plato	GBR	Tonykart	Paul Carr Racing	5	53.869	0.364	0.001	5 83,402
11	292	Jose Pedro Faria	POR	Intrepid	QZ Racing Team	5	53.899	0.394	0.030	5 83,356
12	268	Christian Rahbek	DEN	Tonykart	RS Competition	5	53.907	0.402	0.008	4 83,344
13	342	Antii Ollikainen	FIN	RK Kart	SpeedFun	5	53.961	0.456	0.054	4 83,260
14	346	Mike Joossens	NED	Topkart	Slangen Karting	5	54.052	0.547	0.091	5 83,120
15	336	Matthieu Badet	FRA	FA Kart	RM Concept	5	54.057	0.552	0.005	5 83,112
16	294	Jacob Kallestrup	DEN	Bremer Kart	RBR Kart Team	5	54.101	0.596	0.044	5 83,045
17	340	Tasmin Pepper	RSA	Birel	Kalman Motorsport	5	54.116	0.611	0.015	4 83,022
18	338	Jonathan Johansson	SWE	Gillard	PDB Racing Sweden	5	54.120	0.615	0.004	5 83,016
19	214	Barrie Pullinger	GBR	Tonykart	Strawberry Racing	5	54.121	0.616	0.001	4 83,014
20	216	Niki Laa	AUT	Birel	Kalman Motorsport	5	54.133	0.628	0.012	4 82,996
21	222	Nicolai Nielsen	DEN	Tonykart	RS Competition	5	54.188	0.683	0.055	4 82,911
22	232	Harry Drysdale	GBR	Tonykart	HD Racing	5	54.213	0.708	0.025	4 82,873
23	242	Jules Cousin	FRA	FA Kart	DSS Kart	5	54.232	0.727	0.019	4 82,844
24	298	Robin Puettmann	GER	Intrepid	MPR Racing	5	54.249	0.744	0.017	5 82,818
25	238	Katerina Zurkova	CZE	MS Kart	MS Kart Racing Team	5	54.317	0.812	0.068	5 82,714
26	236	Ludvig Morin	SWE	Kosmic	Sodakart SE	5	54.381	0.876	0.064	4 82,617
27	286	Julian Kleinwort	GER	M-Tec	Kartschmie.de	5	54.427	0.922	0.046	5 82,547
28	284	Artur Janosz	POL	Intrepid	Uniq Racing	5	54.434	0.929	0.007	5 82,537
29	230	David Agerstig	SWE	Sodi	Nivo Karting	5	54.495	0.990	0.061	5 82,444
30	344	Renata Stodulkova	CZE	MS Kart	Gregor Racing	5	54.501	0.996	0.006	5 82,435
31	228	Sandor Jakab	SVK	Birel	Kalman Motorsport	5	54.509	1.004	0.008	4 82,423
32	328	Nanna Gotsche	DEN	MacMinarelli	Teckart Racing	5	54.744	1.239	0.235	4 82,069
33	282	Aleksander Bosak	POL	Alonso	Dan Holland Racing	4	55.019	1.514	0.275	4 81,659
34	330	Kristoffer Johansson	DEN	MacMinarelli	Teckart Racing	5	56.167	2.662	1.148	5 79,990
35	244	Christian Sorensen	DEN	First Kart	First Kart s.r.l	1	1:05.643	12.138	9.476	1 68,443



Rotax Euro Challenge Thy Karting/Denmark

Rotax Seniors

Thy Karting / Denmark 1,248 Km

Warm up Even Numbers

30.07.2011 09:00

Practice (5:00 Time) started at 9:00:01

Lap	Lap Tm	Diff	Time of Day
(334) Mads Thomsen			
1	55.051	+1.546	9:01:56.298
2	54.028	+0.523	9:02:50.326
3	53.714	+0.209	9:03:44.040
4	53.505		9:04:37.545
5	53.546	+0.041	9:05:31.091
(254) Kasper H Jensen			
1	54.396	+0.839	9:02:16.623
2	53.770	+0.213	9:03:10.393
3	53.878	+0.321	9:04:04.271
4	53.557		9:04:57.828
5	53.671	+0.114	9:05:51.499
(304) Charlie Eastwood			
1	55.329	+1.765	9:02:02.398
2	54.248	+0.684	9:02:56.646
3	54.017	+0.453	9:03:50.663
4	53.719	+0.155	9:04:44.382
5	53.564		9:05:37.946
(312) Ben Cooper			
1	55.312	+1.602	9:01:58.947
2	54.085	+0.375	9:02:53.032
3	54.277	+0.567	9:03:47.309
4	53.869	+0.159	9:04:41.178
5	53.710		9:05:34.888
(226) Aavo Talvar			
1	55.795	+2.082	9:01:52.140
2	54.279	+0.566	9:02:46.419
3	54.464	+0.751	9:03:40.883
4	53.713		9:04:34.596
5	54.287	+0.574	9:05:28.883
(326) Mathias Smith			
1	55.580	+1.847	9:02:03.219
2	55.911	+2.178	9:02:59.130
3	54.314	+0.581	9:03:53.444
4	54.179	+0.446	9:04:47.623
5	53.733		9:05:41.356
(324) Pedro Paixao			
1	56.039	+2.233	9:01:56.948
2	54.382	+0.576	9:02:51.330
3	54.544	+0.738	9:03:45.874
4	54.247	+0.441	9:04:40.121
5	53.806		9:05:33.927
(202) Edward Brand			
1	54.631	+0.797	9:02:14.497
2	53.888	+0.054	9:03:08.385
3	53.834		9:04:02.219
4	57.492	+3.658	9:04:59.711
5	55.137	+1.303	9:05:54.848
(208) Antoine Bartho			
1	55.393	+1.525	9:02:08.912
2	54.540	+0.672	9:03:03.452
3	54.220	+0.352	9:03:57.672
4	54.393	+0.525	9:04:52.065
5	53.868		9:05:45.933
(310) Lewis Plato			
1	55.538	+1.669	9:01:53.196

Lap	Lap Tm	Diff	Time of Day
2	54.704	+0.835	9:02:47.900
3	54.399	+0.530	9:03:42.299
4	54.013	+0.144	9:04:36.312
5	53.869		9:05:30.181
(292) Jose Pedro Faria			
1	55.495	+1.596	9:01:53.450
2	55.631	+1.732	9:02:49.081
3	54.736	+0.837	9:03:43.817
4	54.267	+0.368	9:04:38.084
5	53.899		9:05:31.983
(268) Christian Rahbek			
1	55.954	+2.047	9:01:51.911
2	54.393	+0.486	9:02:46.304
3	54.903	+0.996	9:03:41.207
4	53.907		9:04:35.114
5	54.300	+0.393	9:05:29.414
(342) Antti Ollikainen			
1	55.147	+1.186	9:02:15.484
2	54.364	+0.403	9:03:09.848
3	54.647	+0.686	9:04:04.495
4	53.961		9:04:58.456
5	54.245	+0.284	9:05:52.701
(346) Mike Joossens			
1	55.014	+0.962	9:02:08.704
2	54.442	+0.390	9:03:03.146
3	54.082	+0.030	9:03:57.228
4	54.412	+0.360	9:04:51.640
5	54.052		9:05:45.692
(336) Matthieu Badet			
1	55.466	+1.409	9:02:01.502
2	54.662	+0.605	9:02:56.164
3	54.408	+0.351	9:03:50.572
4	54.435	+0.378	9:04:45.007
5	54.057		9:05:39.064
(294) Jacob Kallestrup			
1	55.533	+1.432	9:02:05.280
2	55.000	+0.899	9:03:00.280
3	54.781	+0.680	9:03:55.061
4	54.318	+0.217	9:04:49.379
5	54.101		9:05:43.480
(340) Tasmin Pepper			
1	55.886	+1.770	9:01:52.769
2	54.920	+0.804	9:02:47.689
3	54.998	+0.882	9:03:42.687
4	54.116		9:04:36.803
5	54.149	+0.033	9:05:30.952
(338) Jonathan Johansson			
1	55.278	+1.158	9:01:55.420
2	54.417	+0.297	9:02:49.837
3	54.852	+0.732	9:03:44.689
4	54.553	+0.433	9:04:39.242
5	54.120		9:05:33.362
(214) Barrie Pullinger			
1	56.095	+1.974	9:01:59.555
2	54.723	+0.602	9:02:54.278
3	54.643	+0.522	9:03:48.921
4	54.121		9:04:43.042

Lap	Lap Tm	Diff	Time of Day
5	54.150	+0.029	9:05:37.192
(216) Niki Laa			
1	54.746	+0.613	9:02:09.836
2	54.584	+0.451	9:03:04.420
3	54.446	+0.313	9:03:58.866
4	54.133		9:04:52.999
5	54.398	+0.265	9:05:47.397
(222) Nicolai Nielsen			
1	55.892	+1.704	9:01:51.424
2	54.394	+0.206	9:02:45.818
3	54.268	+0.080	9:03:40.086
4	54.188		9:04:34.274
5	54.418	+0.230	9:05:28.692
(232) Harry Drysdale			
1	57.514	+3.301	9:01:52.708
2	55.551	+1.338	9:02:48.259
3	54.542	+0.329	9:03:42.801
4	54.213		9:04:37.014
5	54.304	+0.091	9:05:31.318
(242) Jules Cousin			
1	55.326	+1.094	9:02:00.939
2	54.697	+0.465	9:02:55.636
3	54.383	+0.151	9:03:50.019
4	54.232		9:04:44.251
5	54.301	+0.069	9:05:38.552
(298) Robin Puettmann			
1	56.488	+2.239	9:02:02.814
2	55.783	+1.534	9:02:58.597
3	54.709	+0.460	9:03:53.306
4	54.873	+0.624	9:04:48.179
5	54.249		9:05:42.428
(238) Katerina Zurkova			
1	56.411	+2.094	9:02:03.116
2	55.871	+1.554	9:02:58.987
3	54.743	+0.426	9:03:53.730
4	54.729	+0.412	9:04:48.459
5	54.317		9:05:42.776
(236) Ludvig Morin			
1	55.894	+1.513	9:01:50.749
2	54.739	+0.358	9:02:45.488
3	54.600	+0.219	9:03:40.088
4	54.381		9:04:34.469
5	55.063	+0.682	9:05:29.532
(286) Julian Kleinwort			
1	55.264	+0.837	9:02:11.969
2	55.692	+1.265	9:03:07.661
3	54.987	+0.560	9:04:02.648
4	55.041	+0.614	9:04:57.689
5	54.427		9:05:52.116
(284) Artur Janosz			
1	55.665	+1.231	9:02:04.967
2	55.147	+0.713	9:03:00.114
3	54.822	+0.388	9:03:54.936
4	54.915	+0.481	9:04:49.851
5	54.434		9:05:44.285
(230) David Agerstig			

Timekeeping Ingrid and Meik Wagner: Clerk of the course Nigel Edwards:

Steward (Chairman) Olivier Steveny: Chief Scrutineer Paul Klaassen: www.mylaps.com

Printed: 30.07.2011 09:07:55 posted at: h Licensed to: Motorsport Events



Rotax Euro Challenge Thy Karting/Denmark

Rotax Seniors

Thy Karting / Denmark 1,248 Km

Warm up Even Numbers

30.07.2011 09:00

Practice (5:00 Time) started at 9:00:01

Lap	Lap Tm	Diff	Time of Day
1	56.017	+1.522	9:01:56.650
2	55.771	+1.276	9:02:52.421
3	55.470	+0.975	9:03:47.891
4	54.608	+0.113	9:04:42.499
5	54.495		9:05:36.994

(344) Renata Stodulkova

1	56.225	+1.724	9:01:55.237
2	55.732	+1.231	9:02:50.969
3	54.813	+0.312	9:03:45.782
4	55.081	+0.580	9:04:40.863
5	54.501		9:05:35.364

(228) Sandor Jakab

1	55.612	+1.103	9:01:53.844
2	54.970	+0.461	9:02:48.814
3	55.791	+1.282	9:03:44.605
4	54.509		9:04:39.114
5	54.509		9:05:33.623

(328) Nanna Gotsche

1	55.926	+1.182	9:02:00.665
2	55.902	+1.158	9:02:56.567
3	54.943	+0.199	9:03:51.510
4	54.744		9:04:46.254
5	54.804	+0.060	9:05:41.058

(282) Aleksander Bosak

1	57.038	+2.019	9:02:16.077
2	57.434	+2.415	9:03:13.511
3	55.197	+0.178	9:04:08.708
4	55.019		9:05:03.727

(330) Kristoffer Johansson

1	58.645	+2.478	9:02:02.068
2	57.617	+1.450	9:02:59.685
3	56.630	+0.463	9:03:56.315
4	56.391	+0.224	9:04:52.706
5	56.167		9:05:48.873

(244) Christian Sorensen

1	1:05.643		9:02:10.796
---	-----------------	--	-------------

Lap	Lap Tm	Diff	Time of Day
-----	--------	------	-------------

Lap	Lap Tm	Diff	Time of Day
-----	--------	------	-------------



Rotax Euro Challenge Thy Karting/Denmark

Rotax Seniors

Thy Karting / Denmark 1,248 Km

Warm up Odd Numbers

30.07.2011 09:10

Practice (5:00 Time) started at 9:10:04

Pos	No.	Name	Nat.	Chassis	Race Team	Laps	Best Tm	Diff	Gap In Lap	km/h
1	305	Shaun Slavin	GBR	Formula K	Formula K Holland	5	53.284			3 84,318
2	249	Sean Babington	GBR	Alonso	Dan Holland Racing	5	53.360	0.076	0.076	4 84,198
3	255	Stefan Riener	AUT	Intrepid	Intrepid Force Rotax	4	53.384	0.100	0.024	3 84,160
4	267	Michael Markussen	DEN	Tonykart	RS Competition	5	53.440	0.156	0.056	5 84,072
5	209	Ferenc Kancsar	AUT	Intrepid	Intrepid Force Rotax	5	53.507	0.223	0.067	3 83,967
6	203	Mats Van Den Brand	NED	Intrepid	Intrepid Force Rotax	4	53.533	0.249	0.026	3 83,926
7	219	Andreas Backman	SWE	Tonykart	Strawberry Racing	5	53.537	0.253	0.004	2 83,920
8	239	Jiri Forman	CZE	MS Kart	MS Kart Racing Team	5	53.569	0.285	0.032	2 83,869
9	207	Berry Torenvliet	NED	Tonykart	Strawberry Racing	3	53.620	0.336	0.051	3 83,790
10	211	Ross Wylie	GBR	Alonso	Dan Holland Racing	5	53.642	0.358	0.022	5 83,755
11	339	Yaro Deckers	BEL	Tonykart	MD Trucks	5	53.680	0.396	0.038	3 83,696
12	253	Niklas Dall Knudsen	DEN	Tonykart	RS Competition	5	53.696	0.412	0.016	4 83,671
13	215	Karol Dabski	POL	Intrepid	Uniq Racing	5	53.733	0.449	0.037	4 83,613
14	259	Magnus Freck	DEN	Kosmic		5	53.751	0.467	0.018	4 83,585
15	345	Luke Chudleigh	CAN	CRG	Prime	5	53.789	0.505	0.038	3 83,526
16	225	Alex Engblom	SWE	Tonykart	Sodakart	5	53.794	0.510	0.005	3 83,519
17	227	Evangelos Gavalas	GRE	Birel	Kalman Motorsport	5	53.805	0.521	0.011	4 83,502
18	217	Benjamin Karlog	DEN	FA Kart	Team Karlog	5	53.830	0.546	0.025	4 83,463
19	241	Michael Cool	BEL	Tonykart	Bouvin Power	5	53.872	0.588	0.042	2 83,398
20	221	Vladislav Kurakin	RUS	MS Kart	MS Kart Racing Team	5	53.877	0.593	0.005	3 83,390
21	329	Thomas Smith	DEN	Kosmic	DMT Racing.DK	5	53.885	0.601	0.008	2 83,378
22	273	Glen Van Droogenbroeck	BEL	Kosmic	Inkartad	5	53.903	0.619	0.018	5 83,350
23	341	Nicolas Claes	BEL	Gillard	DFK by PDB	5	53.942	0.658	0.039	3 83,289
24	235	Jonas Fors	SWE	Tonykart	Sodakart SE	5	54.007	0.723	0.065	4 83,189
25	337	Akio Morito	JPN	Intrepid	Intrepid Force Rotax	5	54.020	0.736	0.013	3 83,169
26	247	Ramon Rietveld	NED	Gillard	VZ Racing	5	54.047	0.763	0.027	4 83,128
27	311	Stephen Tyldsley	GBR	Gillard	Armored UK	5	54.051	0.767	0.004	4 83,121
28	347	Philip Olesen	DEN	Intrepid	Kart Racer	5	54.092	0.808	0.041	3 83,058
29	283	Sandra Andersson	SWE	Energy	Energy Team Sweden	5	54.214	0.930	0.122	4 82,872
30	313	Erik Stillman	SWE	Sodi	Wallberg Motorsport	5	54.228	0.944	0.014	4 82,850
31	333	Nicki Pedersen	DEN	Kosmic	PB Kart Race	5	54.250	0.966	0.022	3 82,817
32	343	Santeri Varis	FIN	Parolin	Formula K Belgium	5	54.327	1.043	0.077	3 82,699
33	319	Martin Andersen	DEN	Kosmic	PB Kart Race	5	54.344	1.060	0.017	2 82,673
34	327	Brian Larsen	DEN	RK Kart	HL Kart Racing DK	5	54.821	1.537	0.477	4 81,954



Rotax Euro Challenge Thy Karting/Denmark

Rotax Seniors

Thy Karting / Denmark 1,248 Km

Warm up Odd Numbers

30.07.2011 09:10

Practice (5:00 Time) started at 9:10:04

Lap	Lap Tm	Diff	Time of Day
(305) Shaun Slavin			
1	53.768	+0.484	9:12:12.000
2	53.380	+0.096	9:13:05.380
3	53.284		9:13:58.664
4	53.651	+0.367	9:14:52.315
5	53.516	+0.232	9:15:45.831
(249) Sean Babington			
1	53.833	+0.473	9:12:03.777
2	53.549	+0.189	9:12:57.326
3	53.758	+0.398	9:13:51.084
4	53.360		9:14:44.444
5	53.699	+0.339	9:15:38.143
(255) Stefan Riener			
1	54.162	+0.778	9:12:26.628
2	53.543	+0.159	9:13:20.171
3	53.384		9:14:13.555
4	53.410	+0.026	9:15:06.965
(267) Michael Markussen			
1	53.981	+0.541	9:12:11.343
2	53.698	+0.258	9:13:05.041
3	55.104	+1.664	9:14:00.145
4	53.487	+0.047	9:14:53.632
5	53.440		9:15:47.072
(209) Ferenc Kancsar			
1	53.960	+0.453	9:12:19.295
2	53.662	+0.155	9:13:12.957
3	53.507		9:14:06.464
4	53.624	+0.117	9:15:00.088
5	53.646	+0.139	9:15:53.734
(203) Mats Van Den Brand			
1	54.097	+0.564	9:12:23.830
2	53.696	+0.163	9:13:17.526
3	53.533		9:14:11.059
4	53.599	+0.066	9:15:04.658
(219) Andreas Backman			
1	53.791	+0.254	9:12:12.382
2	53.537		9:13:05.919
3	53.643	+0.106	9:13:59.562
4	53.649	+0.112	9:14:53.211
5	53.544	+0.007	9:15:46.755
(239) Jiri Forman			
1	54.157	+0.588	9:12:18.885
2	53.569		9:13:12.454
3	53.682	+0.113	9:14:06.136
4	54.412	+0.843	9:15:00.548
5	53.671	+0.102	9:15:54.219
(207) Berry Torenvliet			
1	54.721	+1.101	9:12:18.296
2	53.767	+0.147	9:13:12.063
3	53.620		9:14:05.683
(211) Ross Wylie			
1	54.621	+0.979	9:11:50.789
2	53.746	+0.104	9:12:44.535
3	53.763	+0.121	9:13:38.298
4	53.908	+0.266	9:14:32.206
5	53.642		9:15:25.848

Lap	Lap Tm	Diff	Time of Day
(339) Yaro Deckers			
1	54.131	+0.451	9:12:19.155
2	54.396	+0.716	9:13:13.551
3	53.680		9:14:07.231
4	53.793	+0.113	9:15:01.024
5	53.790	+0.110	9:15:54.814
(253) Niklas Dall Knudsen			
1	54.806	+1.110	9:11:48.399
2	53.894	+0.198	9:12:42.293
3	53.759	+0.063	9:13:36.052
4	53.696		9:14:29.748
5	53.741	+0.045	9:15:23.489
(215) Karol Dabski			
1	55.125	+1.392	9:11:56.646
2	53.990	+0.257	9:12:50.636
3	53.909	+0.176	9:13:44.545
4	53.733		9:14:38.278
5	53.966	+0.233	9:15:32.244
(259) Magnus Freck			
1	55.156	+1.405	9:11:50.196
2	53.973	+0.222	9:12:44.169
3	53.823	+0.072	9:13:37.992
4	53.751		9:14:31.743
5	53.896	+0.145	9:15:25.639
(345) Luke Chudleigh			
1	54.457	+0.668	9:11:59.608
2	54.311	+0.522	9:12:53.919
3	53.789		9:13:47.708
4	54.093	+0.304	9:14:41.801
5	54.686	+0.897	9:15:36.487
(225) Alex Engblom			
1	54.198	+0.404	9:11:53.690
2	53.947	+0.153	9:12:47.637
3	53.794		9:13:41.431
4	54.058	+0.264	9:14:35.489
5	54.631	+0.837	9:15:30.120
(227) Evangelos Gavalas			
1	55.809	+2.004	9:11:51.039
2	53.993	+0.188	9:12:45.032
3	53.852	+0.047	9:13:38.884
4	53.805		9:14:32.689
5	53.849	+0.044	9:15:26.538
(217) Benjamin Karlog			
1	54.694	+0.864	9:11:53.085
2	53.941	+0.111	9:12:47.026
3	53.834	+0.004	9:13:40.860
4	53.830		9:14:34.690
5	54.138	+0.308	9:15:28.828
(241) Michael Cool			
1	54.738	+0.866	9:12:06.240
2	53.872		9:13:00.112
3	53.982	+0.110	9:13:54.094
4	54.299	+0.427	9:14:48.393
5	54.107	+0.235	9:15:42.500
(221) Vladislav Kurakin			
1	54.720	+0.843	9:12:05.503

Lap	Lap Tm	Diff	Time of Day
2	54.004	+0.127	9:12:59.507
3	53.877		9:13:53.384
4	54.280	+0.403	9:14:47.664
5	54.143	+0.266	9:15:41.807
(329) Thomas Smith			
1	54.121	+0.236	9:12:05.811
2	53.885		9:12:59.696
3	53.966	+0.081	9:13:53.662
4	54.368	+0.483	9:14:48.030
5	53.950	+0.065	9:15:41.980
(273) Glen Van Droogenbroeck			
1	54.752	+0.849	9:11:51.758
2	54.835	+0.932	9:12:46.593
3	53.977	+0.074	9:13:40.570
4	53.970	+0.067	9:14:34.540
5	53.903		9:15:28.443
(341) Nicolas Claes			
1	54.518	+0.576	9:11:51.914
2	54.335	+0.393	9:12:46.249
3	53.942		9:13:40.191
4	54.049	+0.107	9:14:34.240
5	53.984	+0.042	9:15:28.224
(235) Jonas Fors			
1	54.903	+0.896	9:11:52.153
2	54.790	+0.783	9:12:46.943
3	54.225	+0.218	9:13:41.168
4	54.007		9:14:35.175
5	54.185	+0.178	9:15:29.360
(337) Akio Morito			
1	54.887	+0.867	9:11:58.193
2	54.857	+0.837	9:12:53.050
3	54.020		9:13:47.070
4	54.445	+0.425	9:14:41.515
5	54.719	+0.699	9:15:36.234
(247) Ramon Rietveld			
1	55.071	+1.024	9:12:03.594
2	54.450	+0.403	9:12:58.044
3	54.292	+0.245	9:13:52.336
4	54.047		9:14:46.383
5	54.196	+0.149	9:15:40.579
(311) Stephen Tyldsley			
1	54.964	+0.913	9:12:02.583
2	54.434	+0.383	9:12:57.017
3	54.619	+0.568	9:13:51.636
4	54.051		9:14:45.687
5	54.062	+0.011	9:15:39.749
(347) Philip Olesen			
1	55.507	+1.415	9:11:57.417
2	54.610	+0.518	9:12:52.027
3	54.092		9:13:46.119
4	54.653	+0.561	9:14:40.772
5	54.226	+0.134	9:15:34.998
(283) Sandra Andersson			
1	55.280	+1.066	9:11:53.450
2	54.718	+0.504	9:12:48.168
3	54.228	+0.014	9:13:42.396
4	54.214		9:14:36.610





Rotax Euro Challenge Thy Karting/Denmark

Rotax Seniors

Thy Karting / Denmark 1,248 Km

Warm up Odd Numbers

30.07.2011 09:10

Practice (5:00 Time) started at 9:10:04

Lap	Lap Tm	Diff	Time of Day
5	54.609	+0.395	9:15:31.219

(313) Erik Stillman

1	54.637	+0.409	9:12:00.255
2	54.347	+0.119	9:12:54.602
3	54.285	+0.057	9:13:48.887
4	54.228		9:14:43.115
5	54.490	+0.262	9:15:37.605

(333) Nicki Pedersen

1	55.323	+1.073	9:11:56.900
2	54.347	+0.097	9:12:51.247
3	54.250		9:13:45.497
4	55.579	+1.329	9:14:41.076
5	54.746	+0.496	9:15:35.822

(343) Santeri Varis

1	56.123	+1.796	9:12:04.267
2	54.462	+0.135	9:12:58.729
3	54.327		9:13:53.056
4	55.252	+0.925	9:14:48.308
5	54.502	+0.175	9:15:42.810

(319) Martin Andersen

1	55.818	+1.474	9:11:57.568
2	54.344		9:12:51.912
3	54.880	+0.536	9:13:46.792
4	54.408	+0.064	9:14:41.200
5	54.390	+0.046	9:15:35.590

(327) Brian Larsen

1	55.463	+0.642	9:11:58.713
2	55.772	+0.951	9:12:54.485
3	55.088	+0.267	9:13:49.573
4	54.821		9:14:44.394
5	55.097	+0.276	9:15:39.491

Lap	Lap Tm	Diff	Time of Day
-----	--------	------	-------------

Lap	Lap Tm	Diff	Time of Day
-----	--------	------	-------------



Rotax Euro Challenge Thy Karting/Denmark

Rotax Seniors

Thy Karting / Denmark 1,248 Km

RACE 1 Qualifying Heat 1 A-B

30.07.2011 10:10

Race (11 Laps) started at 10:12:24

Pos	No.	Name	Nat.	Chassis	Race Team	Laps	Total Tm	Diff	Best Tm	In Lap	km/h	Points
1	202	Edward Brand	GBR	Tonykart	Strawberry Racing	11	9:56.990		53.377	10	84,171	0
2	249	Sean Babington	GBR	Alonso	Dan Holland Racing	11	9:57.518	0.528	53.338	10	84,233	2
3	310	Lewis Plato	GBR	Tonykart	Paul Carr Racing	11	9:59.631	2.641	53.374	11	84,176	3
4	215	Karol Dabski	POL	Intrepid	Uniq Racing	11	10:00.304	3.314	53.619	11	83,791	4
5	334	Mads Thomsen	DEN	RK Kart	HL Kart Racing DK	11	10:00.570	3.580	53.436	10	84,078	5
6	267	Michael Markussen	DEN	Tonykart	RS Competition	11	10:01.649	4.659	53.422	9	84,100	6
7	236	Ludvig Morin	SWE	Kosmic	Sodakart SE	11	10:02.385	5.395	53.672	9	83,708	7
8	203	Mats Van Den Brand	NED	Intrepid	Intrepid Force Rotax	11	10:02.486	5.496	53.531	10	83,929	8
9	208	Antoine Barthon	FRA	FA Kart	Dan Holland Racing	11	10:02.752	5.762	53.573	9	83,863	9
10	273	Glen Van Droogenbroeck	BEL	Kosmic	Inkartad	11	10:04.015	7.025	53.713	10	83,645	10
11	268	Christian Rahbek	DEN	Tonykart	RS Competition	11	10:04.197	7.207	53.472	10	84,022	11
12	259	Magnus Freck	DEN	Kosmic		11	10:05.244	8.254	53.739	9	83,604	12
13	333	Nicki Pedersen	DEN	Kosmic	PB Kart Race	11	10:06.227	9.237	53.774	9	83,550	13
14	342	Antii Ollikainen	FIN	RK Kart	SpeedFun	11	10:06.634	9.644	53.898	9	83,357	14
15	313	Erik Stillman	SWE	Sodi	Wallberg Motorsport	11	10:06.706	9.716	53.700	9	83,665	15
16	343	Santeri Varis	FIN	Parolin	Formula K Belgium	11	10:06.934	9.944	53.771	10	83,554	16
17	232	Harry Drysdale	GBR	Tonykart	HD Racing	11	10:08.095	11.105	53.695	10	83,673	17
18	341	Nicolas Claes	BEL	Gillard	DFK by PDB	11	10:08.960	11.970	53.852	11	83,429	18
19	294	Jacob Kallestrup	DEN	Bremer Kart	RBR Kart Team	11	10:09.596	12.606	53.792	11	83,522	19
20	228	Sandor Jakab	SVK	Birel	Kalman Motorsport	11	10:10.171	13.181	53.749	9	83,589	20
21	311	Stephen Tyldsley	GBR	Gillard	Armored UK	11	10:12.000	15.010	54.169	10	82,940	21
22	338	Jonathan Johansson	SWE	Gillard	PDB Racing Sweden	11	10:12.172	15.182	53.975	10	83,239	22
23	282	Aleksander Bosak	POL	Alonso	Dan Holland Racing	11	10:13.921	16.931	54.179	10	82,925	23
24	312	Ben Cooper	GBR	Birel	Kalman Motorsport	3	2:50.342	8 Laps	55.731	2	80,616	24
25	324	Pedro Paixao	POR	Intrepid	QZ Racing Team		0.501	11 Laps		0	-	25
26	346	Mike Joossens	NED	Topkart	Slangen Karting		1.147	11 Laps		0	-	26
27	345	Luke Chudleigh	CAN	CRG	Prime		1.813	11 Laps		0	-	27
Not classified												
DNS	287	Kevin Kemmling	GER	M-Tec	Kartschmie.de			DNS		0	-	29

Announcements

These results are provisional until the conclusion of any judicial and technical matters

Started: 27 Classified: 27 Not classified: 0

No. 215 + 313 warning board

Margin of Victory	Ø km/h	Best Lap Tm	km/h	Best Lap by
0.528	82,783	53.338	84,233	249 - Sean Babington

Official Timing www.motorsport-events.se / www.camp-company.de

Orbits

Timekeeping Ingrid and Meik Wagner:

Clerk of the course Nigel Edwards:

www.mylaps.com

Steward (Chairman) Olivier Steveny:

Chief Scrutineer Paul Klaassen:

Licensed to: Motorsport Events

Printed: 30.07.2011 10:49:25

posted at:

h



Rotax Euro Challenge Thy Karting/Denmark

Rotax Seniors

Thy Karting / Denmark 1,248 Km

RACE 1 Qualifying Heat 1 A-B

30.07.2011 10:10

Race (11 Laps) started at 10:12:24

Lap	Lap Tm	Diff	Time of Day
(202) Edward Brand			
1	56.197	+2.820	10:13:21.104
2	55.894	+2.517	10:14:16.998
3	54.986	+1.609	10:15:11.984
4	54.333	+0.956	10:16:06.317
5	53.983	+0.606	10:17:00.300
6	53.764	+0.387	10:17:54.064
7	53.809	+0.432	10:18:47.873
8	53.690	+0.313	10:19:41.563
9	53.553	+0.176	10:20:35.116
10	53.377		10:21:28.493
11	53.404	+0.027	10:22:21.897

(249) Sean Babington			
1	58.037	+4.699	10:13:23.117
2	55.050	+1.712	10:14:18.167
3	54.763	+1.425	10:15:12.930
4	54.052	+0.714	10:16:06.982
5	54.275	+0.937	10:17:01.257
6	54.064	+0.726	10:17:55.321
7	53.563	+0.225	10:18:48.884
8	53.413	+0.075	10:19:42.297
9	53.366	+0.028	10:20:35.663
10	53.338		10:21:29.001
11	53.424	+0.086	10:22:22.425

(310) Lewis Plato			
1	57.091	+3.717	10:13:22.583
2	55.337	+1.963	10:14:17.920
3	56.126	+2.752	10:15:14.046
4	54.362	+0.988	10:16:08.408
5	53.961	+0.587	10:17:02.369
6	54.260	+0.886	10:17:56.629
7	53.748	+0.374	10:18:50.377
8	53.644	+0.270	10:19:44.021
9	53.592	+0.218	10:20:37.613
10	53.551	+0.177	10:21:31.164
11	53.374		10:22:24.538

(215) Karol Dabski			
1	57.002	+3.383	10:13:22.033
2	55.502	+1.883	10:14:17.535
3	54.831	+1.212	10:15:12.366
4	54.879	+1.260	10:16:07.245
5	54.039	+0.420	10:17:01.284
6	54.708	+1.089	10:17:55.992
7	53.907	+0.288	10:18:49.899
8	53.892	+0.273	10:19:43.791
9	54.074	+0.455	10:20:37.865
10	53.727	+0.108	10:21:31.592
11	53.619		10:22:25.211

(334) Mads Thomsen			
1	56.534	+3.098	10:13:21.655
2	55.499	+2.063	10:14:17.154
3	54.685	+1.249	10:15:11.839
4	54.767	+1.331	10:16:06.606
5	54.582	+1.146	10:17:01.188
6	56.107	+2.671	10:17:57.295
7	53.942	+0.506	10:18:51.237
8	53.710	+0.274	10:19:44.947
9	53.585	+0.149	10:20:38.532
10	53.436		10:21:31.968
11	53.509	+0.073	10:22:25.477

Lap	Lap Tm	Diff	Time of Day
(267) Michael Markussen			
1	57.426	+4.004	10:13:22.740
2	55.542	+2.120	10:14:18.282
3	56.905	+3.483	10:15:15.187
4	55.392	+1.970	10:16:10.579
5	54.000	+0.578	10:17:04.579
6	53.969	+0.547	10:17:58.548
7	53.728	+0.306	10:18:52.276
8	53.554	+0.132	10:19:45.830
9	53.422		10:20:39.252
10	53.485	+0.063	10:21:32.737
11	53.819	+0.397	10:22:26.556

(236) Ludvig Morin			
1	57.860	+4.188	10:13:23.442
2	55.155	+1.483	10:14:18.597
3	55.296	+1.624	10:15:13.893
4	54.283	+0.611	10:16:08.176
5	53.983	+0.311	10:17:02.159
6	55.333	+1.661	10:17:57.492
7	53.989	+0.317	10:18:51.481
8	53.715	+0.043	10:19:45.196
9	53.672		10:20:38.868
10	53.762	+0.090	10:21:32.630
11	54.662	+0.990	10:22:27.292

(203) Mats Van Den Brand			
1	58.726	+5.195	10:13:23.725
2	55.189	+1.658	10:14:18.914
3	56.408	+2.877	10:15:15.322
4	54.997	+1.466	10:16:10.319
5	53.896	+0.365	10:17:04.215
6	54.129	+0.598	10:17:58.344
7	53.776	+0.245	10:18:52.120
8	53.994	+0.463	10:19:46.114
9	53.539	+0.008	10:20:39.653
10	53.531		10:21:33.184
11	54.209	+0.678	10:22:27.393

(208) Antoine Barthon			
1	1:00.703	+7.130	10:13:26.364
2	55.006	+1.433	10:14:21.370
3	54.706	+1.133	10:15:16.076
4	55.058	+1.485	10:16:11.134
5	53.944	+0.371	10:17:05.078
6	54.083	+0.510	10:17:59.161
7	53.945	+0.372	10:18:53.106
8	53.762	+0.189	10:19:46.868
9	53.573		10:20:40.441
10	53.574	+0.001	10:21:34.015
11	53.644	+0.071	10:22:27.659

(273) Glen Van Droogenbroeck			
1	1:01.164	+7.451	10:13:26.682
2	55.218	+1.505	10:14:21.900
3	54.406	+0.693	10:15:16.306
4	55.236	+1.523	10:16:11.542
5	54.168	+0.455	10:17:05.710
6	53.906	+0.193	10:17:59.616
7	53.905	+0.192	10:18:53.521
8	53.877	+0.164	10:19:47.398
9	53.789	+0.076	10:20:41.187
10	53.713		10:21:34.900
11	54.022	+0.309	10:22:28.922

(268) Christian Rahbek			
-------------------------------	--	--	--

Lap	Lap Tm	Diff	Time of Day
1	1:02.729	+9.257	10:13:28.065
2	55.050	+1.578	10:14:23.115
3	54.166	+0.694	10:15:17.281
4	54.989	+1.517	10:16:12.270
5	54.217	+0.745	10:17:06.487
6	54.110	+0.638	10:18:00.597
7	54.013	+0.541	10:18:54.610
8	53.610	+0.138	10:19:48.220
9	53.509	+0.037	10:20:41.729
10	53.472		10:21:35.201
11	53.903	+0.431	10:22:29.104

(259) Magnus Freck			
1	57.961	+4.222	10:13:23.886
2	55.342	+1.603	10:14:19.228
3	56.007	+2.268	10:15:15.235
4	56.565	+2.826	10:16:11.800
5	54.342	+0.603	10:17:06.142
6	54.244	+0.505	10:18:00.386
7	54.503	+0.764	10:18:54.889
8	54.010	+0.271	10:19:48.899
9	53.739		10:20:42.638
10	53.744	+0.005	10:21:36.382
11	53.769	+0.030	10:22:30.151

(333) Nicki Pedersen			
1	1:01.084	+7.310	10:13:26.866
2	55.333	+1.559	10:14:22.199
3	54.619	+0.845	10:15:16.818
4	55.236	+1.462	10:16:12.054
5	54.766	+0.992	10:17:06.820
6	54.234	+0.460	10:18:01.054
7	54.129	+0.355	10:18:55.183
8	54.158	+0.384	10:19:49.341
9	53.774		10:20:43.115
10	54.134	+0.360	10:21:37.249
11	53.885	+0.111	10:22:31.134

(342) Antti Ollikainen			
1	1:00.765	+6.867	10:13:27.090
2	55.345	+1.447	10:14:22.435
3	54.571	+0.673	10:15:17.006
4	55.506	+1.608	10:16:12.512
5	54.459	+0.561	10:17:06.971
6	54.306	+0.408	10:18:01.277
7	54.091	+0.193	10:18:55.368
8	54.102	+0.204	10:19:49.470
9	53.898		10:20:43.368
10	54.103	+0.205	10:21:37.471
11	54.070	+0.172	10:22:31.541

(313) Erik Stillman			
1	1:02.037	+8.337	10:13:28.436
2	55.526	+1.826	10:14:23.962
3	54.514	+0.814	10:15:18.476
4	54.409	+0.709	10:16:12.885
5	54.317	+0.617	10:17:07.202
6	54.535	+0.835	10:18:01.737
7	54.613	+0.913	10:18:56.350
8	53.934	+0.234	10:19:50.284
9	53.700		10:20:43.984
10	53.810	+0.110	10:21:37.794
11	53.819	+0.119	10:22:31.613

(343) Santeri Varis			
1	1:01.475	+7.704	10:13:28.618



Rotax Euro Challenge Thy Karting/Denmark

Rotax Seniors

Thy Karting / Denmark 1,248 Km

RACE 1 Qualifying Heat 1 A-B

30.07.2011 10:10

Race (11 Laps) started at 10:12:24

Lap	Lap Tm	Diff	Time of Day
2	55.721	+1.950	10:14:24.339
3	54.517	+0.746	10:15:18.856
4	54.381	+0.610	10:16:13.237
5	54.861	+1.090	10:17:08.098
6	54.233	+0.462	10:18:02.331
7	54.298	+0.527	10:18:56.629
8	53.865	+0.094	10:19:50.494
9	53.780	+0.009	10:20:44.274
10	53.771		10:21:38.045
11	53.796	+0.025	10:22:31.841

(232) Harry Drysdale

1	1:00.886	+7.191	10:13:27.957
2	55.603	+1.908	10:14:23.560
3	54.564	+0.869	10:15:18.124
4	54.632	+0.937	10:16:12.756
5	54.957	+1.262	10:17:07.713
6	54.818	+1.123	10:18:02.531
7	54.618	+0.923	10:18:57.149
8	54.079	+0.384	10:19:51.228
9	53.947	+0.252	10:20:45.175
10	53.695		10:21:38.870
11	54.132	+0.437	10:22:33.002

(341) Nicolas Claes

1	59.919	+6.067	10:13:25.521
2	55.419	+1.567	10:14:20.940
3	54.844	+0.992	10:15:15.784
4	55.602	+1.750	10:16:11.386
5	54.984	+1.132	10:17:06.370
6	55.480	+1.628	10:18:01.850
7	55.190	+1.338	10:18:57.040
8	55.080	+1.228	10:19:52.120
9	53.995	+0.143	10:20:46.115
10	53.900	+0.048	10:21:40.015
11	53.852		10:22:33.867

(294) Jacob Kallestrup

1	1:04.923	+11.131	10:13:31.466
2	55.028	+1.236	10:14:26.494
3	54.442	+0.650	10:15:20.936
4	54.333	+0.541	10:16:15.269
5	54.872	+1.080	10:17:10.141
6	54.226	+0.434	10:18:04.367
7	54.074	+0.282	10:18:58.441
8	54.027	+0.235	10:19:52.468
9	54.371	+0.579	10:20:46.839
10	53.872	+0.080	10:21:40.711
11	53.792		10:22:34.503

(228) Sandor Jakab

1	1:06.271	+12.522	10:13:32.261
2	55.324	+1.575	10:14:27.585
3	55.229	+1.480	10:15:22.814
4	54.374	+0.625	10:16:17.188
5	54.389	+0.640	10:17:11.577
6	54.041	+0.292	10:18:05.618
7	54.038	+0.289	10:18:59.656
8	54.025	+0.276	10:19:53.681
9	53.749		10:20:47.430
10	53.780	+0.031	10:21:41.210
11	53.868	+0.119	10:22:35.078

(311) Stephen Tyldsley

1	1:02.322	+8.153	10:13:29.707
2	55.264	+1.095	10:14:24.971

Lap	Lap Tm	Diff	Time of Day
3	54.757	+0.588	10:15:19.728
4	54.806	+0.637	10:16:14.534
5	56.207	+2.038	10:17:10.741
6	54.380	+0.211	10:18:05.121
7	54.406	+0.237	10:18:59.527
8	54.562	+0.393	10:19:54.089
9	54.397	+0.228	10:20:48.486
10	54.169		10:21:42.655
11	54.252	+0.083	10:22:36.907

(338) Jonathan Johansson

1	1:05.414	+11.439	10:13:32.037
2	55.414	+1.439	10:14:27.451
3	55.485	+1.510	10:15:22.936
4	54.564	+0.589	10:16:17.500
5	54.644	+0.669	10:17:12.144
6	54.393	+0.418	10:18:06.537
7	54.242	+0.267	10:19:00.779
8	54.168	+0.193	10:19:54.947
9	54.011	+0.036	10:20:48.958
10	53.975		10:21:42.933
11	54.146	+0.171	10:22:37.079

(282) Aleksander Bosak

1	1:01.312	+7.133	10:13:28.891
2	55.713	+1.534	10:14:24.604
3	54.915	+0.736	10:15:19.519
4	54.836	+0.657	10:16:14.355
5	57.051	+2.872	10:17:11.406
6	55.008	+0.829	10:18:06.414
7	54.977	+0.798	10:19:01.391
8	54.459	+0.280	10:19:55.850
9	54.401	+0.222	10:20:50.251
10	54.179		10:21:44.430
11	54.398	+0.219	10:22:38.828

(312) Ben Cooper

1	58.409	+2.678	10:13:23.358
2	55.731		10:14:19.089
3	56.160	+0.429	10:15:15.249





Rotax Euro Challenge Thy Karting/Denmark

Rotax Seniors

Thy Karting / Denmark 1,248 Km

RACE 2 Qualifying Heat 2 C-D

30.07.2011 10:30

Race (11 Laps) started at 10:33:47

Pos	No.	Name	Nat.	Chassis	Race Team	Laps	Total Tm	Diff	Best Tm	In Lap	km/h	Points
1	254	Kasper H Jensen	DEN	Kosmic	PB Kart Race	11	9:57.106		53.605	11	83,813	0
2	305	Shaun Slavin	GBR	Formula K	Formula K Holland	11	10:00.775	3.669	53.636	10	83,765	2
3	211	Ross Wylie	GBR	Alonso	Dan Holland Racing	11	10:01.034	3.928	53.597	9	83,826	3
4	239	Jiri Forman	CZE	MS Kart	MS Kart Racing Team	11	10:01.651	4.545	53.602	8	83,818	4
5	226	Aavo Talvar	EST	Intrepid	Team TKP	11	10:01.868	4.762	53.607	10	83,810	5
6	209	Ferenc Kancsar	AUT	Intrepid	Intrepid Force Rotax	11	10:03.018	5.912	53.687	11	83,685	6
7	326	Mathias Smith	DEN	Kosmic	DMT Racing.DK	11	10:03.619	6.513	53.626	8	83,780	7
8	329	Thomas Smith	DEN	Kosmic	DMT Racing.DK	11	10:04.901	7.795	53.753	8	83,582	8
9	244	Christian Sorensen	DEN	First Kart	First Kart s.r.l	11	10:05.055	7.949	53.752	11	83,584	9
10	222	Nicolai Nielsen	DEN	Tonykart	RS Competition	11	10:05.388	8.282	53.857	8	83,421	10
11	221	Vladislav Kurakin	RUS	MS Kart	MS Kart Racing Team	11	10:05.942	8.836	53.861	9	83,415	11
12	219	Andreas Backman	SWE	Tonykart	Strawberry Racing	11	10:06.311	9.205	53.807	9	83,498	12
13	217	Benjamin Karlog	DEN	FA Kart	Team Karlog	11	10:06.567	9.461	53.809	9	83,495	13
14	337	Akio Morito	JPN	Intrepid	Intrepid Force Rotax	11	10:07.181	10.075	53.954	8	83,271	14
15	347	Philip Olesen	DEN	Intrepid	Kart Racer	11	10:07.490	10.384	53.909	9	83,340	15
16	286	Julian Kleinwort	GER	M-Tec	Kartschmie.de	11	10:08.356	11.250	53.888	11	83,373	16
17	292	Jose Pedro Faria	POR	Intrepid	OZ Racing Team	11	10:09.427	12.321	53.784	9	83,534	17
18	241	Michael Cool	BEL	Tonykart	Bouvin Power	11	10:11.822	14.716	54.290	7	82,756	18
19	235	Jonas Fors	SWE	Tonykart	Sodakart SE	11	10:11.970	14.864	54.126	9	83,006	19
20	284	Artur Janosz	POL	Intrepid	Uniq Racing	11	10:12.359	15.253	54.273	6	82,781	20
21	283	Sandra Andersson	SWE	Energy	Energy Team Sweden	11	10:14.208	17.102	54.591	9	82,299	21
22	344	Renata Stodulkova	CZE	MS Kart	Gregor Racing	11	10:15.665	18.559	54.568	7	82,334	22
23	340	Tasmin Pepper	RSA	Birel	Kalman Motorsport	11	10:16.063	18.957	53.921	9	83,322	23
24	328	Nanna Gotsche	DEN	MacMinarelli	Teckart Racing	11	10:17.094	19.988	54.626	9	82,247	24
25	327	Brian Larsen	DEN	RK Kart	HL Kart Racing DK	11	10:22.020	24.914	54.691	9	82,149	25
26	255	Stefan Riener	AUT	Intrepid	Intrepid Force Rotax	5	4:57.548	6 Laps	55.194	4	81,400	26
27	214	Barrie Pullinger	GBR	Tonykart	Strawberry Racing	3	2:49.183	8 Laps	55.419	2	81,070	27
28	242	Jules Cousin	FRA	FA Kart	DSS Kart	3	2:52.751	8 Laps	55.139	3	81,481	28

Announcements

These results are provisional until the conclusion of any judicial and technical matters

No 242 time penalty 3 sec./ reason leaving corridor

Started: 28 Classified: 28 Not classified: 0

No 242 warning board

Margin of Victory	Ø km/h	Best Lap Tm	km/h	Best Lap by
3.669	82,767	53.597	83,826	211 - Ross Wylie

Official Timing www.motorsport-events.se / www.camp-company.de

Orbits

Timekeeping Ingrid and Meik Wagner:

Clerk of the course Nigel Edwards:

www.mylaps.com

Steward (Chairman) Olivier Steveny:

Chief Scrutineer Paul Klaassen:

Licensed to: Motorsport Events

Printed: 30.07.2011 10:47:27

posted at:

h



Rotax Euro Challenge Thy Karting/Denmark

Rotax Seniors

Thy Karting / Denmark 1,248 Km

RACE 2 Qualifying Heat 2 C-D

30.07.2011 10:30

Race (11 Laps) started at 10:33:47

Lap	Lap Tm	Diff	Time of Day
(254) Kasper H Jensen			
1	55.552	+1.947	10:34:43.404
2	55.600	+1.995	10:35:39.004
3	54.883	+1.278	10:36:33.887
4	54.426	+0.821	10:37:28.313
5	53.962	+0.357	10:38:22.275
6	53.815	+0.210	10:39:16.090
7	53.645	+0.040	10:40:09.735
8	53.894	+0.289	10:41:03.629
9	53.958	+0.353	10:41:57.587
10	53.766	+0.161	10:42:51.353
11	53.605		10:43:44.958

(305) Shaun Slavin			
1	56.832	+3.196	10:34:45.145
2	55.664	+2.028	10:35:40.809
3	55.584	+1.948	10:36:36.393
4	55.026	+1.390	10:37:31.419
5	54.263	+0.627	10:38:25.682
6	54.057	+0.421	10:39:19.739
7	53.958	+0.322	10:40:13.697
8	53.711	+0.075	10:41:07.408
9	53.728	+0.092	10:42:01.136
10	53.636		10:42:54.772
11	53.855	+0.219	10:43:48.627

(211) Ross Wylie			
1	56.418	+2.821	10:34:44.583
2	55.798	+2.201	10:35:40.381
3	55.975	+2.378	10:36:36.356
4	55.275	+1.678	10:37:31.631
5	54.541	+0.944	10:38:26.172
6	54.173	+0.576	10:39:20.345
7	53.936	+0.339	10:40:14.281
8	53.681	+0.084	10:41:07.962
9	53.597		10:42:01.559
10	53.631	+0.034	10:42:55.190
11	53.696	+0.099	10:43:48.886

(239) Jiri Forman			
1	56.277	+2.675	10:34:44.293
2	56.243	+2.641	10:35:40.536
3	56.185	+2.583	10:36:36.721
4	55.470	+1.868	10:37:32.191
5	54.665	+1.063	10:38:26.856
6	54.214	+0.612	10:39:21.070
7	53.827	+0.225	10:40:14.897
8	53.602		10:41:08.499
9	53.670	+0.068	10:42:02.169
10	53.681	+0.079	10:42:55.850
11	53.653	+0.051	10:43:49.503

(226) Aavo Talvar			
1	57.734	+4.127	10:34:45.795
2	55.529	+1.922	10:35:41.324
3	55.598	+1.991	10:36:36.922
4	55.459	+1.852	10:37:32.381
5	54.726	+1.119	10:38:27.107
6	54.098	+0.491	10:39:21.205
7	53.855	+0.248	10:40:15.060
8	53.685	+0.078	10:41:08.745
9	53.692	+0.085	10:42:02.437
10	53.607		10:42:56.044
11	53.676	+0.069	10:43:49.720

(209) Ferenc Kancsar			
1	58.556	+4.869	10:34:46.699
2	55.892	+2.205	10:35:42.591
3	55.653	+1.966	10:36:38.244
4	55.044	+1.357	10:37:33.288
5	54.261	+0.574	10:38:27.549
6	54.167	+0.480	10:39:21.716
7	53.944	+0.257	10:40:15.660
8	53.692	+0.005	10:41:09.352
9	54.033	+0.346	10:42:03.385
10	53.798	+0.111	10:42:57.183
11	53.687		10:43:50.870

(326) Mathias Smith			
1	59.135	+5.509	10:34:48.013
2	55.516	+1.890	10:35:43.529
3	55.757	+2.131	10:36:39.286
4	54.468	+0.842	10:37:33.754
5	54.701	+1.075	10:38:28.455
6	53.989	+0.363	10:39:22.444
7	53.892	+0.266	10:40:16.336
8	53.626		10:41:09.962
9	53.981	+0.355	10:42:03.943
10	53.726	+0.100	10:42:57.669
11	53.802	+0.176	10:43:51.471

(329) Thomas Smith			
1	59.133	+5.380	10:34:47.617
2	55.342	+1.589	10:35:42.959
3	55.037	+1.284	10:36:37.996
4	54.742	+0.989	10:37:32.738
5	54.583	+0.830	10:38:27.321
6	54.587	+0.834	10:39:21.908
7	54.102	+0.349	10:40:16.010
8	53.753		10:41:09.763
9	54.846	+1.093	10:42:04.609
10	54.132	+0.379	10:42:58.741
11	54.012	+0.259	10:43:52.753

(244) Christian Sorensen			
1	59.581	+5.829	10:34:47.898
2	55.554	+1.802	10:35:43.452
3	55.263	+1.511	10:36:38.715
4	54.778	+1.026	10:37:33.493
5	54.693	+0.941	10:38:28.186
6	54.139	+0.387	10:39:22.325
7	54.282	+0.530	10:40:16.607
8	53.880	+0.128	10:41:10.487
9	53.990	+0.238	10:42:04.477
10	54.678	+0.926	10:42:59.155
11	53.752		10:43:52.907

(222) Nicolai Nielsen			
1	58.810	+4.953	10:34:47.026
2	55.766	+1.909	10:35:42.792
3	55.024	+1.167	10:36:37.816
4	55.335	+1.478	10:37:33.151
5	55.518	+1.661	10:38:28.669
6	54.197	+0.340	10:39:22.866
7	54.048	+0.191	10:40:16.914
8	53.857		10:41:10.771
9	54.005	+0.148	10:42:04.776
10	54.603	+0.746	10:42:59.379
11	53.861	+0.004	10:43:53.240

(221) Vladislav Kurakin			
--------------------------------	--	--	--

1	59.585	+5.724	10:34:48.293
2	55.771	+1.910	10:35:44.064
3	55.598	+1.737	10:36:39.662
4	54.944	+1.083	10:37:34.606
5	54.621	+0.760	10:38:29.227
6	54.141	+0.280	10:39:23.368
7	54.108	+0.247	10:40:17.476
8	53.925	+0.064	10:41:11.401
9	53.861		10:42:05.262
10	54.468	+0.607	10:42:59.730
11	54.064	+0.203	10:43:53.794

(219) Andreas Backman			
1	57.852	+4.045	10:34:46.336
2	56.991	+3.184	10:35:43.327
3	55.888	+2.081	10:36:39.215
4	54.925	+1.118	10:37:34.140
5	54.768	+0.961	10:38:28.908
6	54.268	+0.461	10:39:23.176
7	54.070	+0.263	10:40:17.246
8	53.883	+0.076	10:41:11.129
9	53.807		10:42:04.936
10	55.276	+1.469	10:43:00.212
11	53.951	+0.144	10:43:54.163

(217) Benjamin Karlog			
1	59.190	+5.381	10:34:47.802
2	56.802	+2.993	10:35:44.604
3	55.566	+1.757	10:36:40.170
4	55.256	+1.447	10:37:35.426
5	54.673	+0.864	10:38:30.099
6	54.064	+0.255	10:39:24.163
7	54.140	+0.331	10:40:18.303
8	53.859	+0.050	10:41:12.162
9	53.809		10:42:05.971
10	54.512	+0.703	10:43:00.483
11	53.936	+0.127	10:43:54.419

(337) Akio Morito			
1	59.075	+5.121	10:34:48.402
2	55.910	+1.956	10:35:44.312
3	55.595	+1.641	10:36:39.907
4	55.030	+1.076	10:37:34.937
5	54.544	+0.590	10:38:29.481
6	54.153	+0.199	10:39:23.634
7	54.121	+0.167	10:40:17.755
8	53.954		10:41:11.709
9	54.098	+0.144	10:42:05.807
10	54.938	+0.984	10:43:00.745
11	54.288	+0.334	10:43:55.033

(347) Philip Olesen			
1	1:01.125	+7.216	10:34:50.061
2	55.833	+1.924	10:35:45.894
3	54.905	+0.996	10:36:40.799
4	55.020	+1.111	10:37:35.819
5	54.561	+0.652	10:38:30.380
6	54.256	+0.347	10:39:24.636
7	54.282	+0.373	10:40:18.918
8	54.516	+0.607	10:41:13.434
9	53.909		10:42:07.343
10	53.967	+0.058	10:43:01.310
11	54.032	+0.123	10:43:55.342

(286) Julian Kleinwort			
1	1:00.968	+7.080	10:34:49.661



Rotax Euro Challenge Thy Karting/Denmark

Rotax Seniors

Thy Karting / Denmark 1,248 Km

RACE 2 Qualifying Heat 2 C-D

30.07.2011 10:30

Race (11 Laps) started at 10:33:47

Lap	Lap Tm	Diff	Time of Day
2	55.502	+1.614	10:35:45.163
3	55.412	+1.524	10:36:40.575
4	55.151	+1.263	10:37:35.726
5	54.905	+1.017	10:38:30.631
6	54.712	+0.824	10:39:25.343
7	53.927	+0.039	10:40:19.270
8	54.930	+1.042	10:41:14.200
9	54.103	+0.215	10:42:08.303
10	54.017	+0.129	10:43:02.320
11	53.888		10:43:56.208

(292) Jose Pedro Faria

1	57.178	+3.394	10:34:45.415
2	55.752	+1.968	10:35:41.167
3	55.556	+1.772	10:36:36.723
4	55.292	+1.508	10:37:32.015
5	1:00.776	+6.992	10:38:32.791
6	54.128	+0.344	10:39:26.919
7	54.043	+0.259	10:40:20.962
8	54.110	+0.326	10:41:15.072
9	53.784		10:42:08.856
10	54.388	+0.604	10:43:03.244
11	54.035	+0.251	10:43:57.279

(241) Michael Cool

1	1:01.352	+7.062	10:34:50.865
2	56.446	+2.156	10:35:47.311
3	55.179	+0.889	10:36:42.490
4	54.638	+0.348	10:37:37.128
5	54.926	+0.636	10:38:32.054
6	54.389	+0.099	10:39:26.443
7	54.290		10:40:20.733
8	54.808	+0.518	10:41:15.541
9	54.307	+0.017	10:42:09.848
10	55.214	+0.924	10:43:05.062
11	54.612	+0.322	10:43:59.674

(235) Jonas Fors

1	1:00.665	+6.539	10:34:50.283
2	56.099	+1.973	10:35:46.382
3	55.486	+1.360	10:36:41.868
4	54.927	+0.801	10:37:36.795
5	55.375	+1.249	10:38:32.170
6	54.571	+0.445	10:39:26.741
7	54.660	+0.534	10:40:21.401
8	54.493	+0.367	10:41:15.894
9	54.126		10:42:10.020
10	54.877	+0.751	10:43:04.897
11	54.925	+0.799	10:43:59.822

(284) Artur Janosz

1	59.968	+5.695	10:34:49.213
2	55.597	+1.324	10:35:44.810
3	55.353	+1.080	10:36:40.163
4	55.001	+0.728	10:37:35.164
5	54.499	+0.226	10:38:29.663
6	54.273		10:39:23.936
7	54.805	+0.532	10:40:18.741
8	55.586	+1.313	10:41:14.327
9	54.393	+0.120	10:42:08.720
10	56.487	+2.214	10:43:05.207
11	55.004	+0.731	10:44:00.211

(283) Sandra Andersson

1	1:00.477	+5.886	10:34:49.908
2	57.174	+2.583	10:35:47.082

Lap	Lap Tm	Diff	Time of Day
3	55.680	+1.089	10:36:42.762
4	55.149	+0.558	10:37:37.911
5	55.158	+0.567	10:38:33.069
6	54.948	+0.357	10:39:28.017
7	55.019	+0.428	10:40:23.036
8	54.726	+0.135	10:41:17.762
9	54.591		10:42:12.353
10	54.918	+0.327	10:43:07.271
11	54.789	+0.198	10:44:02.060

(344) Renata Stodulkova

1	1:01.469	+6.901	10:34:51.151
2	56.930	+2.362	10:35:48.081
3	55.785	+1.217	10:36:43.866
4	55.300	+0.732	10:37:39.166
5	54.994	+0.426	10:38:34.160
6	55.221	+0.653	10:39:29.381
7	54.568		10:40:23.949
8	55.447	+0.879	10:41:19.396
9	54.714	+0.146	10:42:14.110
10	54.595	+0.027	10:43:08.705
11	54.812	+0.244	10:44:03.517

(340) Tasmin Pepper

1	1:01.819	+7.898	10:34:50.624
2	56.064	+2.143	10:35:46.688
3	1:03.663	+9.742	10:36:50.351
4	54.694	+0.773	10:37:45.045
5	54.281	+0.360	10:38:39.326
6	54.253	+0.332	10:39:33.579
7	54.157	+0.236	10:40:27.736
8	54.081	+0.160	10:41:21.817
9	53.921		10:42:15.738
10	54.239	+0.318	10:43:09.977
11	53.938	+0.017	10:44:03.915

(328) Nanna Gotsche

1	1:00.391	+5.765	10:34:50.195
2	57.613	+2.987	10:35:47.808
3	56.212	+1.586	10:36:44.020
4	55.331	+0.705	10:37:39.351
5	54.889	+0.263	10:38:34.240
6	54.933	+0.307	10:39:29.173
7	54.988	+0.362	10:40:24.161
8	55.670	+1.044	10:41:19.831
9	54.626		10:42:14.457
10	55.773	+1.147	10:43:10.230
11	54.716	+0.090	10:44:04.946

(327) Brian Larsen

1	1:00.965	+6.274	10:34:51.249
2	57.037	+2.346	10:35:48.286
3	55.952	+1.261	10:36:44.238
4	55.377	+0.686	10:37:39.615
5	55.022	+0.331	10:38:34.637
6	55.135	+0.444	10:39:29.772
7	54.775	+0.084	10:40:24.547
8	55.121	+0.430	10:41:19.668
9	54.691		10:42:14.359
10	1:00.530	+5.839	10:43:14.889
11	54.983	+0.292	10:44:09.872

(255) Stefan Riener

1	56.397	+1.203	10:34:44.491
2	56.210	+1.016	10:35:40.701
3	55.945	+0.751	10:36:36.646

Lap	Lap Tm	Diff	Time of Day
4	55.194		10:37:31.840
5	1:13.560	+18.366	10:38:45.400

(214) Barrie Pullinger

1	57.614	+2.195	10:34:46.021
2	55.419		10:35:41.440
3	55.595	+0.176	10:36:37.035

(242) Jules Cousin

1	58.253	+3.114	10:34:46.671
2	55.793	+0.654	10:35:42.464
3	55.139		10:36:37.603





Rotax Euro Challenge Thy Karting/Denmark

Rotax Seniors

Thy Karting / Denmark 1,248 Km

RACE 5 Qualifying Heat 3 A-E -NEW-

30.07.2011 11:30


Race (11 Laps) started at 11:32:26

Pos	No.	Name	Nat.	Chassis	Race Team	Laps	Total Tm	Diff	Best Tm	In Lap	km/h	Points
1	312	Ben Cooper	GBR	Birel	Kalman Motorsport	11	9:58.946		53.692	9	83,677	0
2	267	Michael Markussen	DEN	Tonykart	RS Competition	11	9:59.934	0.988	53.615	9	83,797	2
3	253	Niklas Dall Knudsen	DEN	Tonykart	RS Competition	11	10:01.164	2.218	53.688	10	83,684	3
4	207	Berry Torenvliet	NED	Tonykart	Strawberry Racing	11	10:01.629	2.683	53.616	11	83,796	4
5	215	Karol Dabski	POL	Intrepid	Uniq Racing	11	10:01.908	2.962	53.633	11	83,769	5
6	304	Charlie Eastwood	GBR	Kosmic	Paul Carr Racing	11	10:02.197	3.251	53.630	11	83,774	6
7	227	Evangelos Gavalas	GRE	Birel	Kalman Motorsport	11	10:02.707	3.761	53.745	11	83,595	7
8	273	Glen Van Droogenbroeck	BEL	Kosmic	Inkartad	11	10:04.749	5.803	53.727	8	83,623	8
9	333	Nicki Pedersen	DEN	Kosmic	PB Kart Race	11	10:05.413	6.467	53.874	10	83,395	9
10	341	Nicolas Claes	BEL	Gillard	DFK by PDB	11	10:07.029	8.083	54.060	11	83,108	10
11	339	Yaro Deckers	BEL	Tonykart	MD Trucks	11	10:07.266	8.320	53.954	7	83,271	11
12	230	David Agerstig	SWE	Sodi	Nivo Karting	11	10:09.674	10.728	54.078	10	83,080	12
13	336	Matthieu Badet	FRA	FA Kart	RM Concept	11	10:10.019	11.073	54.130	10	83,000	13
14	342	Antii Ollikainen	FIN	RK Kart	SpeedFun	11	10:10.259	11.313	54.004	8	83,194	14
15	225	Alex Engblom	SWE	Tonykart	Sodakart	11	10:10.632	11.686	53.944	11	83,286	15
16	247	Ramon Rietveld	NED	Gillard	VZ Racing	11	10:10.825	11.879	53.882	11	83,382	16
17	294	Jacob Kallestrup	DEN	Bremer Kart	RBR Kart Team	11	10:12.515	13.569	53.783	9	83,536	17
18	319	Martin Andersen	DEN	Kosmic	PB Kart Race	11	10:12.877	13.931	54.181	8	82,922	18
19	216	Niki Laa	AUT	Birel	Kalman Motorsport	11	10:13.197	14.251	53.910	11	83,339	19
20	343	Santeri Varis	FIN	Parolin	Formula K Belgium	11	10:14.195	15.249	53.982	9	83,228	20
21	238	Katerina Zurkova	CZE	MS Kart	MS Kart Racing Team	11	10:15.163	16.217	53.941	9	83,291	21
22	228	Sandor Jakab	SVK	Birel	Kalman Motorsport	11	10:15.649	16.703	54.037	8	83,143	22
23	338	Jonathan Johansson	SWE	Gillard	PDB Racing Sweden	11	10:15.689	16.743	53.845	9	83,440	23
24	298	Robin Puettmann	GER	Intrepid	MPR Racing	11	10:15.958	17.012	54.088	9	83,065	24
25	311	Stephen Tyldsley	GBR	Gillard	Armored UK	11	10:18.972	20.026	54.679	9	82,167	25
26	330	Kristoffer Johansson	DEN	MacMinarelli	Teckart Racing	11	10:20.668	21.722	54.919	9	81,808	26
27	345	Luke Chudleigh	CAN	CRG	Prime	11	10:21.849	22.903	54.996	9	81,693	27
Not classified												
DQ	334	Mads Thomsen	DEN	RK Kart	HL Kart Racing DK	11	10:00.719	DQ	53.588	11	83,840	30

Announcements

These results are provisional until the conclusion of any judicial and technical matters
 No. 319 warning board
 No. 225 warning board
 Started: 28 Classified: 27 Not classified: 1
 No. 334 excluded of heat / reason technical non conformity

Margin of Victory	Ø km/h	Best Lap Tm	km/h	Best Lap by
0.988	82,513	53.615	83,797	267 - Michael Markussen

Timekeeping Ingrid and Meik Wagner:  Clerk of the course Nigel Edwards: www.mylaps.com
 Steward (Chairman) Olivier Steveny: Chief Scrutineer Paul Klaassen: Licensed to: Motorsport Events
 Printed: 30.07.2011 15:35:19 posted at: h



Rotax Euro Challenge Thy Karting/Denmark

Rotax Seniors

Thy Karting / Denmark 1,248 Km

RACE 5 Qualifying Heat 3 A-E

30.07.2011 11:30

Race (11 Laps) started at 11:32:26

Lap	Lap Tm	Diff	Time of Day
(312) Ben Cooper			
1	55.844	+2.152	11:33:22.580
2	55.793	+2.101	11:34:18.373
3	55.176	+1.484	11:35:13.549
4	54.728	+1.036	11:36:08.277
5	54.214	+0.522	11:37:02.491
6	53.850	+0.158	11:37:56.341
7	53.943	+0.251	11:38:50.284
8	53.862	+0.170	11:39:44.146
9	53.692		11:40:37.838
10	53.813	+0.121	11:41:31.651
11	54.031	+0.339	11:42:25.682

(267) Michael Markussen			
1	58.321	+4.706	11:33:25.310
2	55.491	+1.876	11:34:20.801
3	54.725	+1.110	11:35:15.526
4	54.416	+0.801	11:36:09.942
5	54.091	+0.476	11:37:04.033
6	53.855	+0.240	11:37:57.888
7	54.016	+0.401	11:38:51.904
8	53.831	+0.216	11:39:45.735
9	53.615		11:40:39.350
10	53.697	+0.082	11:41:33.047
11	53.623	+0.008	11:42:26.670

(334) Mads Thomsen			
1	57.822	+4.234	11:33:24.740
2	55.695	+2.107	11:34:20.435
3	54.975	+1.387	11:35:15.410
4	54.744	+1.156	11:36:10.154
5	54.172	+0.584	11:37:04.326
6	53.809	+0.221	11:37:58.135
7	53.984	+0.396	11:38:52.119
8	54.180	+0.592	11:39:46.299
9	53.807	+0.219	11:40:40.106
10	53.761	+0.173	11:41:33.867
11	53.588		11:42:27.455

(253) Niklas Dall Knudsen			
1	57.513	+3.825	11:33:24.465
2	55.451	+1.763	11:34:19.916
3	54.930	+1.242	11:35:14.846
4	54.547	+0.859	11:36:09.393
5	54.263	+0.575	11:37:03.656
6	53.883	+0.195	11:37:57.539
7	54.140	+0.452	11:38:51.679
8	54.336	+0.648	11:39:46.015
9	54.401	+0.713	11:40:40.416
10	53.688		11:41:34.104
11	53.796	+0.108	11:42:27.900

(207) Berry Torenvliet			
1	58.920	+5.304	11:33:25.951
2	55.580	+1.964	11:34:21.531
3	55.083	+1.467	11:35:16.614
4	54.449	+0.833	11:36:11.063
5	54.064	+0.448	11:37:05.127
6	53.727	+0.111	11:37:58.854
7	53.951	+0.335	11:38:52.805
8	53.977	+0.361	11:39:46.782
9	54.019	+0.403	11:40:40.801
10	53.948	+0.332	11:41:34.749
11	53.616		11:42:28.365

(215) Karol Dabski			
1	57.550	+3.917	11:33:24.368
2	56.860	+3.227	11:34:21.228
3	54.945	+1.312	11:35:16.173
4	54.509	+0.876	11:36:10.682
5	54.158	+0.525	11:37:04.840
6	53.840	+0.207	11:37:58.680
7	53.864	+0.231	11:38:52.544
8	53.975	+0.342	11:39:46.519
9	54.147	+0.514	11:40:40.666
10	54.345	+0.712	11:41:35.011
11	53.633		11:42:28.644

(304) Charlie Eastwood			
1	1:00.279	+6.649	11:33:27.089
2	55.977	+2.347	11:34:23.066
3	54.858	+1.228	11:35:17.924
4	54.309	+0.679	11:36:12.233
5	53.933	+0.303	11:37:06.166
6	53.936	+0.306	11:38:00.102
7	53.911	+0.281	11:38:54.013
8	53.781	+0.151	11:39:47.794
9	53.669	+0.039	11:40:41.463
10	53.840	+0.210	11:41:35.303
11	53.630		11:42:28.933

(227) Evangelos Gavalas			
1	58.255	+4.510	11:33:25.504
2	55.875	+2.130	11:34:21.379
3	55.447	+1.702	11:35:16.826
4	54.742	+0.997	11:36:11.568
5	54.302	+0.557	11:37:05.870
6	53.990	+0.245	11:37:59.860
7	53.899	+0.154	11:38:53.759
8	53.804	+0.059	11:39:47.563
9	54.220	+0.475	11:40:41.783
10	53.915	+0.170	11:41:35.698
11	53.745		11:42:29.443

(273) Glen Van Droogenbroeck			
1	1:00.181	+6.454	11:33:27.294
2	56.899	+3.172	11:34:24.193
3	55.303	+1.576	11:35:19.496
4	54.522	+0.795	11:36:14.018
5	54.277	+0.550	11:37:08.295
6	54.217	+0.490	11:38:02.512
7	53.760	+0.033	11:38:56.272
8	53.727		11:39:49.999
9	53.989	+0.262	11:40:43.988
10	53.767	+0.040	11:41:37.755
11	53.730	+0.003	11:42:31.485

(333) Nicki Pedersen			
1	1:00.072	+6.198	11:33:27.369
2	55.759	+1.885	11:34:23.128
3	55.176	+1.302	11:35:18.304
4	54.727	+0.853	11:36:13.031
5	54.290	+0.416	11:37:07.321
6	54.144	+0.270	11:38:01.465
7	54.250	+0.376	11:38:55.715
8	54.071	+0.197	11:39:49.786
9	54.439	+0.565	11:40:44.225
10	53.874		11:41:38.099
11	54.050	+0.176	11:42:32.149

(341) Nicolas Claes			
----------------------------	--	--	--

(339) Yaro Deckers			
1	59.461	+5.401	11:33:26.657
2	56.513	+2.453	11:34:23.170
3	55.312	+1.252	11:35:18.482
4	55.187	+1.127	11:36:13.669
5	54.455	+0.395	11:37:08.124
6	54.684	+0.624	11:38:02.808
7	54.174	+0.114	11:38:56.982
8	54.433	+0.373	11:39:51.415
9	54.225	+0.165	11:40:45.640
10	54.065	+0.005	11:41:39.705
11	54.060		11:42:33.765

(230) David Agerstig			
1	1:00.240	+6.286	11:33:27.671
2	56.193	+2.239	11:34:23.864
3	55.748	+1.794	11:35:19.612
4	55.314	+1.360	11:36:14.926
5	54.153	+0.199	11:37:09.079
6	54.070	+0.116	11:38:03.149
7	53.954		11:38:57.103
8	54.453	+0.499	11:39:51.556
9	54.300	+0.346	11:40:45.856
10	54.020	+0.066	11:41:39.876
11	54.126	+0.172	11:42:34.002

(336) Matthieu Badet			
1	1:00.253	+6.123	11:33:27.593
2	56.117	+1.987	11:34:23.710
3	55.687	+1.557	11:35:19.397
4	56.227	+2.097	11:36:15.624
5	55.230	+1.100	11:37:10.854
6	54.264	+0.134	11:38:05.118
7	54.165	+0.035	11:38:59.283
8	54.392	+0.262	11:39:53.675
9	54.808	+0.678	11:40:48.483
10	54.130		11:41:42.613
11	54.142	+0.012	11:42:36.755

(342) Antti Ollikainen			
1	1:00.199	+6.195	11:33:27.828
2	57.326	+3.322	11:34:25.154
3	55.797	+1.793	11:35:20.951
4	55.145	+1.141	11:36:16.096
5	55.989	+1.985	11:37:12.085
6	54.420	+0.416	11:38:06.505
7	54.205	+0.201	11:39:00.710
8	54.004		11:39:54.714
9	54.103	+0.099	11:40:48.817
10	54.066	+0.062	11:41:42.883
11	54.112	+0.108	11:42:36.995

(225) Alex Engblom			
1	1:00.333	+6.389	11:33:28.088





Rotax Euro Challenge Thy Karting/Denmark

Rotax Seniors

Thy Karting / Denmark 1,248 Km

RACE 5 Qualifying Heat 3 A-E

30.07.2011 11:30

Race (11 Laps) started at 11:32:26

Lap	Lap Tm	Diff	Time of Day
2	56.445	+2.501	11:34:24.533
3	56.502	+2.558	11:35:21.035
4	54.762	+0.818	11:36:15.797
5	56.596	+2.652	11:37:12.393
6	54.733	+0.789	11:38:07.126
7	54.255	+0.311	11:39:01.381
8	54.057	+0.113	11:39:55.438
9	54.032	+0.088	11:40:49.470
10	53.954	+0.010	11:41:43.424
11	53.944		11:42:37.368

(247) Ramon Rietveld			
Lap	Lap Tm	Diff	Time of Day
1	1:00.642	+6.760	11:33:28.897
2	57.165	+3.283	11:34:26.062
3	56.222	+2.340	11:35:22.284
4	55.370	+1.488	11:36:17.654
5	54.879	+0.997	11:37:12.533
6	54.834	+0.952	11:38:07.367
7	54.228	+0.346	11:39:01.595
8	54.096	+0.214	11:39:55.691
9	53.993	+0.111	11:40:49.684
10	53.995	+0.113	11:41:43.679
11	53.882		11:42:37.561

(294) Jacob Kallestrup			
Lap	Lap Tm	Diff	Time of Day
1	1:00.897	+7.114	11:33:28.738
2	56.613	+2.830	11:34:25.351
3	55.936	+2.153	11:35:21.287
4	55.011	+1.228	11:36:16.298
5	55.997	+2.214	11:37:12.295
6	56.468	+2.685	11:38:08.763
7	54.121	+0.338	11:39:02.884
8	53.980	+0.197	11:39:56.864
9	53.783		11:40:50.647
10	54.523	+0.740	11:41:45.170
11	54.081	+0.298	11:42:39.251

(319) Martin Andersen			
Lap	Lap Tm	Diff	Time of Day
1	1:00.422	+6.241	11:33:28.965
2	56.799	+2.618	11:34:25.764
3	55.828	+1.647	11:35:21.592
4	55.471	+1.290	11:36:17.063
5	55.389	+1.208	11:37:12.452
6	55.171	+0.990	11:38:07.623
7	54.228	+0.047	11:39:01.851
8	54.181		11:39:56.032
9	54.419	+0.238	11:40:50.451
10	54.938	+0.757	11:41:45.389
11	54.224	+0.043	11:42:39.613

(216) Niki Laa			
Lap	Lap Tm	Diff	Time of Day
1	1:01.393	+7.483	11:33:29.488
2	57.224	+3.314	11:34:26.712
3	55.976	+2.066	11:35:22.688
4	55.874	+1.964	11:36:18.562
5	54.534	+0.624	11:37:13.096
6	56.570	+2.660	11:38:09.666
7	54.223	+0.313	11:39:03.889
8	54.113	+0.203	11:39:58.002
9	54.029	+0.119	11:40:52.031
10	53.992	+0.082	11:41:46.023
11	53.910		11:42:39.933

(343) Santeri Varis			
Lap	Lap Tm	Diff	Time of Day
1	1:01.246	+7.264	11:33:29.839
2	58.704	+4.722	11:34:28.543

Lap	Lap Tm	Diff	Time of Day
3	55.238	+1.256	11:35:23.781
4	55.497	+1.515	11:36:19.278
5	54.517	+0.535	11:37:13.795
6	56.429	+2.447	11:38:10.224
7	54.168	+0.186	11:39:04.392
8	54.081	+0.099	11:39:58.473
9	53.982		11:40:52.455
10	54.255	+0.273	11:41:46.710
11	54.221	+0.239	11:42:40.931

(238) Katerina Zurkova			
Lap	Lap Tm	Diff	Time of Day
1	1:01.085	+7.144	11:33:28.589
2	57.008	+3.067	11:34:25.597
3	55.803	+1.862	11:35:21.400
4	56.731	+2.790	11:36:18.131
5	54.793	+0.852	11:37:12.924
6	58.010	+4.069	11:38:10.934
7	54.141	+0.200	11:39:05.075
8	54.008	+0.067	11:39:59.083
9	53.941		11:40:53.024
10	54.470	+0.529	11:41:47.494
11	54.405	+0.464	11:42:41.899

(228) Sandor Jakab			
Lap	Lap Tm	Diff	Time of Day
1	1:01.318	+7.281	11:33:28.588
2	57.946	+3.909	11:34:26.804
3	55.664	+1.627	11:35:22.468
4	55.323	+1.286	11:36:17.791
5	54.917	+0.880	11:37:12.708
6	57.108	+3.071	11:38:09.816
7	54.275	+0.238	11:39:04.091
8	54.037		11:39:58.128
9	54.140	+0.103	11:40:52.268
10	54.941	+0.904	11:41:47.209
11	55.176	+1.139	11:42:42.385

(338) Jonathan Johansson			
Lap	Lap Tm	Diff	Time of Day
1	1:02.027	+8.182	11:33:30.096
2	57.069	+3.224	11:34:27.165
3	55.606	+1.761	11:35:22.771
4	56.943	+3.098	11:36:19.714
5	54.912	+1.067	11:37:14.626
6	56.565	+2.720	11:38:11.191
7	54.284	+0.439	11:39:05.475
8	53.895	+0.050	11:39:59.370
9	53.845		11:40:53.215
10	54.585	+0.740	11:41:47.800
11	54.625	+0.780	11:42:42.425

(298) Robin Puettmann			
Lap	Lap Tm	Diff	Time of Day
1	1:01.885	+7.797	11:33:30.586
2	58.622	+4.534	11:34:29.208
3	55.741	+1.653	11:35:24.949
4	55.107	+1.019	11:36:20.556
5	55.537	+1.449	11:37:15.593
6	55.812	+1.724	11:38:11.405
7	54.653	+0.565	11:39:06.058
8	54.199	+0.111	11:40:00.257
9	54.088		11:40:54.345
10	54.147	+0.059	11:41:48.492
11	54.202	+0.114	11:42:42.694

(311) Stephen Tyldsley			
Lap	Lap Tm	Diff	Time of Day
1	1:01.622	+6.943	11:33:30.427
2	57.527	+2.848	11:34:27.954
3	55.601	+0.922	11:35:23.555

Lap	Lap Tm	Diff	Time of Day
4	55.415	+0.736	11:36:18.970
5	56.493	+1.814	11:37:15.463
6	55.851	+1.172	11:38:11.314
7	55.292	+0.613	11:39:06.606
8	54.735	+0.056	11:40:01.341
9	54.679		11:40:56.020
10	54.703	+0.024	11:41:50.723
11	54.985	+0.306	11:42:45.708

(330) Kristoffer Johansson			
Lap	Lap Tm	Diff	Time of Day
1	1:01.486	+6.567	11:33:30.760
2	57.734	+2.815	11:34:28.494
3	56.124	+1.205	11:35:24.618
4	56.223	+1.304	11:36:20.841
5	55.379	+0.460	11:37:16.220
6	55.655	+0.736	11:38:11.875
7	55.366	+0.447	11:39:07.241
8	55.045	+0.126	11:40:02.286
9	54.919		11:40:57.205
10	55.174	+0.255	11:41:52.379
11	55.025	+0.106	11:42:47.404

(345) Luke Chudleigh			
Lap	Lap Tm	Diff	Time of Day
1	1:00.970	+5.974	11:33:29.255
2	59.518	+4.522	11:34:28.773
3	57.098	+2.102	11:35:25.871
4	55.694	+0.698	11:36:21.565
5	55.480	+0.484	11:37:17.045
6	55.579	+0.583	11:38:12.624
7	55.200	+0.204	11:39:07.824
8	55.421	+0.425	11:40:03.245
9	54.996		11:40:58.241
10	54.996		11:41:53.237
11	55.348	+0.352	11:42:48.585





Rotax Euro Challenge Thy Karting/Denmark

Rotax Seniors

Thy Karting / Denmark 1,248 Km

RACE 6 Qualifying Heat 4 B-C **-NEW-**

30.07.2011 11:50


Race (11 Laps) started at 11:53:21

Pos	No.	Name	Nat.	Chassis	Race Team	Laps	Total Tm	Diff	Best Tm	In Lap	km/h	Points
1	254	Kasper H Jensen	DEN	Kosmic	PB Kart Race	11	9:02.667		53.638	11	83,762	0
2	249	Sean Babington	GBR	Alonso	Dan Holland Racing	11	9:04.389	1.722	53.548	11	83,902	2
3	202	Edward Brand	GBR	Tonykart	Strawberry Racing	11	9:05.539	2.872	53.636	11	83,765	3
4	203	Mats Van Den Brand	NED	Intrepid	Intrepid Force Rotax	11	9:05.991	3.324	53.760	11	83,571	4
5	239	Jiri Forman	CZE	MS Kart	MS Kart Racing Team	11	9:06.734	4.067	53.732	11	83,615	5
6	310	Lewis Plato	GBR	Tonykart	Paul Carr Racing	11	9:08.484	5.817	53.674	11	83,705	6
7	236	Ludvig Morin	SWE	Kosmic	Sodakart SE	11	9:08.964	6.297	53.751	11	83,585	7
8	259	Magnus Freck	DEN	Kosmic		11	9:09.664	6.997	53.833	11	83,458	8
9	346	Mike Joossens	NED	Topkart	Slangen Karting	11	9:09.888	7.221	53.904	11	83,348	9
10	305	Shaun Slavin	GBR	Formula K	Formula K Holland	11	9:10.003	7.336	53.824	11	83,472	10
11	292	Jose Pedro Faria	POR	Intrepid	OZ Racing Team	11	9:10.624	7.957	53.673	11	83,707	11
12	208	Antoine Barthon	FRA	FA Kart	Dan Holland Racing	11	9:11.946	9.279	53.902	11	83,351	12
13	313	Erik Stillman	SWE	Sodi	Wallberg Motorsport	11	9:14.270	11.603	54.067	9	83,097	13
14	214	Barrie Pullinger	GBR	Tonykart	Strawberry Racing	11	9:14.836	12.169	54.027	9	83,158	14
15	324	Pedro Paixao	POR	Intrepid	OZ Racing Team	11	9:15.438	12.771	53.805	10	83,502	15
16	337	Akio Morito	JPN	Intrepid	Intrepid Force Rotax	11	9:15.912	13.245	54.249	8	82,818	16
17	219	Andreas Backman	SWE	Tonykart	Strawberry Racing	11	9:17.574	14.907	54.025	11	83,161	17
18	286	Julian Kleinwort	GER	M-Tec	Kartschmie.de	11	9:17.784	15.117	53.952	11	83,274	18
19	232	Harry Drysdale	GBR	Tonykart	HD Racing	11	9:18.788	16.121	54.173	10	82,934	19
20	284	Artur Janosz	POL	Intrepid	Uniq Racing	11	9:23.595	20.928	54.341	10	82,678	20
21	344	Renata Stodulkova	CZE	MS Kart	Gregor Racing	11	9:24.486	21.819	54.794	10	81,994	21
22	282	Aleksander Bosak	POL	Alonso	Dan Holland Racing	11	9:24.886	22.219	54.591	11	82,299	22
23	283	Sandra Andersson	SWE	Energy	Energy Team Sweden	11	9:30.514	27.847	54.713	11	82,116	23
24	326	Mathias Smith	DEN	Kosmic	DMT Racing.DK	4	2:56.960	7 Laps	55.125	3	81,502	24
25	268	Christian Rahbek	DEN	Tonykart	RS Competition	4	3:19.895	7 Laps	54.899	3	81,838	25
26	255	Stefan Riener	AUT	Intrepid	Intrepid Force Rotax	3	1:53.592	8 Laps	55.000	3	81,687	26
27	211	Ross Wylie	GBR	Alonso	Dan Holland Racing	3	2:05.703	8 Laps	55.717	2	80,636	27
Not classified												
DNS	287	Kevin Kemmling	GER	M-Tec	Kartschmie.de			DNS		0	-	29

Announcements

These results are provisional until the conclusion of any judicial and technical matters
 No. 305 warning board
 No. 268 warning board
 Started: 27 Classified: 27 Not classified: 0
 No. 211 time penalty 3 sec. / leaving corridor

Margin of Victory	Ø km/h	Best Lap Tm	km/h	Best Lap by
1.722	91,070	53.548	83,902	249 - Sean Babington

Timekeeping Ingrid and Meik Wagner:  Clerk of the course Nigel Edwards: www.mylaps.com
 Steward (Chairman) Olivier Steveny: Chief Scrutineer Paul Klaassen: Licensed to: Motorsport Events
 Printed: 30.07.2011 19:19:47 posted at: h



Rotax Euro Challenge Thy Karting/Denmark

Rotax Seniors

Thy Karting / Denmark 1,248 Km

RACE 6 Qualifying Heat 4 B-C

30.07.2011 11:50

Race (11 Laps) started at 11:53:21

Lap	Lap Tm	Diff	Time of Day
(254) Kasper H Jensen			
1			11:53:22.079
2	55.672	+2.034	11:54:17.751
3	54.537	+0.899	11:55:12.288
4	54.561	+0.923	11:56:06.849
5	54.126	+0.488	11:57:00.975
6	54.438	+0.800	11:57:55.413
7	53.820	+0.182	11:58:49.233
8	53.712	+0.074	11:59:42.945
9	53.710	+0.072	12:00:36.655
10	53.692	+0.054	12:01:30.347
11	53.638		12:02:23.985

Lap	Lap Tm	Diff	Time of Day
(249) Sean Babington			
1			11:53:22.681
2	55.726	+2.178	11:54:18.407
3	54.971	+1.423	11:55:13.378
4	54.630	+1.082	11:56:08.008
5	54.710	+1.162	11:57:02.718
6	54.280	+0.732	11:57:56.998
7	53.938	+0.390	11:58:50.936
8	53.750	+0.202	11:59:44.686
9	53.787	+0.239	12:00:38.473
10	53.686	+0.138	12:01:32.159
11	53.548		12:02:25.707

Lap	Lap Tm	Diff	Time of Day
(202) Edward Brand			
1			11:53:21.318
2	58.461	+4.825	11:54:19.779
3	54.912	+1.276	11:55:14.691
4	54.839	+1.203	11:56:09.530
5	54.318	+0.682	11:57:03.848
6	54.126	+0.490	11:57:57.974
7	53.904	+0.268	11:58:51.878
8	53.708	+0.072	11:59:45.586
9	53.794	+0.158	12:00:39.380
10	53.841	+0.205	12:01:33.221
11	53.636		12:02:26.857

Lap	Lap Tm	Diff	Time of Day
(203) Mats Van Den Brand			
1			11:53:21.939
2	56.294	+2.534	11:54:18.233
3	54.889	+1.129	11:55:13.122
4	54.744	+0.984	11:56:07.866
5	54.420	+0.660	11:57:02.286
6	54.623	+0.863	11:57:56.909
7	54.439	+0.679	11:58:51.348
8	53.961	+0.201	11:59:45.309
9	53.896	+0.136	12:00:39.205
10	54.344	+0.584	12:01:33.549
11	53.760		12:02:27.309

Lap	Lap Tm	Diff	Time of Day
(239) Jiri Forman			
1			11:53:22.404
2	56.468	+2.736	11:54:18.872
3	55.528	+1.796	11:55:14.400
4	54.837	+1.105	11:56:09.237
5	54.437	+0.705	11:57:03.674
6	54.755	+1.023	11:57:58.429
7	54.168	+0.436	11:58:52.597
8	53.994	+0.262	11:59:46.591
9	53.789	+0.057	12:00:40.380
10	53.940	+0.208	12:01:34.320
11	53.732		12:02:28.052

Lap	Lap Tm	Diff	Time of Day
(310) Lewis Plato			
1			11:53:23.095
2	58.101	+4.427	11:54:21.196
3	55.054	+1.380	11:55:16.250
4	54.587	+0.913	11:56:10.837
5	54.348	+0.674	11:57:05.185
6	54.703	+1.029	11:57:59.888
7	54.585	+0.911	11:58:54.473
8	53.954	+0.280	11:59:48.427
9	53.900	+0.226	12:00:42.327
10	53.801	+0.127	12:01:36.128
11	53.674		12:02:29.802

Lap	Lap Tm	Diff	Time of Day
(236) Ludvig Morin			
1			11:53:23.301
2	55.874	+2.123	11:54:19.175
3	55.593	+1.842	11:55:14.768
4	55.286	+1.535	11:56:10.054
5	54.406	+0.655	11:57:04.460
6	55.271	+1.520	11:57:59.731
7	54.527	+0.776	11:58:54.258
8	54.483	+0.732	11:59:48.741
9	53.926	+0.175	12:00:42.667
10	53.864	+0.113	12:01:36.531
11	53.751		12:02:30.282

Lap	Lap Tm	Diff	Time of Day
(259) Magnus Freck			
1			11:53:24.790
2	56.054	+2.221	11:54:20.844
3	55.013	+1.180	11:55:15.857
4	54.828	+0.995	11:56:10.685
5	54.944	+1.111	11:57:05.629
6	54.580	+0.747	11:58:00.209
7	54.648	+0.815	11:58:54.857
8	54.249	+0.416	11:59:49.106
9	54.016	+0.183	12:00:43.122
10	54.027	+0.194	12:01:37.149
11	53.833		12:02:30.982

Lap	Lap Tm	Diff	Time of Day
(346) Mike Joossens			
1			11:53:25.067
2	56.745	+2.841	11:54:21.812
3	55.084	+1.180	11:55:16.896
4	54.934	+1.030	11:56:11.830
5	54.419	+0.515	11:57:06.249
6	54.451	+0.547	11:58:00.700
7	54.340	+0.436	11:58:55.040
8	54.336	+0.432	11:59:49.376
9	53.981	+0.077	12:00:43.357
10	53.945	+0.041	12:01:37.302
11	53.904		12:02:31.206

Lap	Lap Tm	Diff	Time of Day
(305) Shaun Slavin			
1			11:53:23.622
2	56.746	+2.922	11:54:20.368
3	54.904	+1.080	11:55:15.272
4	55.035	+1.211	11:56:10.307
5	54.380	+0.556	11:57:04.687
6	54.910	+1.086	11:57:59.597
7	55.052	+1.228	11:58:54.649
8	54.928	+1.104	11:59:49.577
9	53.971	+0.147	12:00:43.548
10	53.949	+0.125	12:01:37.497
11	53.824		12:02:31.321

Lap	Lap Tm	Diff	Time of Day
(292) Jose Pedro Faria			
1			11:53:23.622
2	56.746	+2.922	11:54:20.368
3	54.904	+1.080	11:55:15.272
4	55.035	+1.211	11:56:10.307
5	54.380	+0.556	11:57:04.687
6	54.910	+1.086	11:57:59.597
7	55.052	+1.228	11:58:54.649
8	54.928	+1.104	11:59:49.577
9	53.971	+0.147	12:00:43.548
10	53.949	+0.125	12:01:37.497
11	53.824		12:02:31.321

Lap	Lap Tm	Diff	Time of Day
(208) Antoine Barthon			
1			11:53:24.207
2	56.481	+2.808	11:54:22.806
3	56.156	+2.483	11:55:18.962
4	54.813	+1.140	11:56:13.775
5	54.288	+0.615	11:57:08.063
6	54.305	+0.632	11:58:02.368
7	54.299	+0.626	11:58:56.667
8	54.013	+0.340	11:59:50.680
9	53.797	+0.124	12:00:44.477
10	53.792	+0.119	12:01:38.269
11	53.673		12:02:31.942

Lap	Lap Tm	Diff	Time of Day
(208) Antoine Barthon			
1			11:53:24.207
2	56.559	+2.657	11:54:20.766
3	55.917	+2.015	11:55:16.683
4	56.396	+2.494	11:56:13.079
5	54.417	+0.515	11:57:07.496
6	54.619	+0.717	11:58:02.115
7	54.457	+0.555	11:58:56.572
8	54.719	+0.817	11:59:51.291
9	54.137	+0.235	12:00:45.428
10	53.934	+0.032	12:01:39.362
11	53.902		12:02:33.264

Lap	Lap Tm	Diff	Time of Day
(313) Erik Stillman			
1			11:53:25.943
2	56.436	+2.369	11:54:22.379
3	55.613	+1.546	11:55:17.992
4	57.491	+3.424	11:56:15.483
5	54.609	+0.542	11:57:10.092
6	54.619	+0.552	11:58:04.711
7	54.165	+0.098	11:58:58.876
8	54.214	+0.147	11:59:53.090
9	54.067		12:00:47.157
10	54.289	+0.222	12:01:41.446
11	54.142	+0.075	12:02:35.588

Lap	Lap Tm	Diff	Time of Day
(214) Barrie Pullinger			
1			11:53:24.626
2	57.500	+3.473	11:54:22.126
3	56.123	+2.096	11:55:18.249
4	56.730	+2.703	11:56:14.979
5	54.686	+0.659	11:57:09.665
6	54.482	+0.455	11:58:04.147
7	54.346	+0.319	11:58:58.493
8	54.269	+0.242	11:59:52.762
9	54.027		12:00:46.789
10	54.056	+0.029	12:01:40.845
11	55.309	+1.282	12:02:36.154

Lap	Lap Tm	Diff	Time of Day
(324) Pedro Paixao			
1			11:53:29.657
2	55.206	+1.401	11:54:24.863
3	56.063	+2.258	11:55:20.926
4	56.248	+2.443	11:56:17.174
5	54.781	+0.976	11:57:11.955
6	54.588	+0.783	11:58:06.543
7	54.500	+0.695	11:59:01.043
8	54.035	+0.230	11:59:55.078
9	53.842	+0.037	12:00:48.920
10	53.805		12:01:42.725
11	54.031	+0.226	12:02:36.756

Lap	Lap Tm	Diff	Time of Day
(337) Akio Morito			
1			11:53:26.621



Rotax Euro Challenge Thy Karting/Denmark

Rotax Seniors

Thy Karting / Denmark 1,248 Km

RACE 6 Qualifying Heat 4 B-C

30.07.2011 11:50

Race (11 Laps) started at 11:53:21

Lap	Lap Tm	Diff	Time of Day
2	56.279	+2.030	11:54:22.900
3	56.664	+2.415	11:55:19.564
4	55.649	+1.400	11:56:15.213
5	54.704	+0.455	11:57:09.917
6	54.671	+0.422	11:58:04.588
7	54.710	+0.461	11:58:59.298
8	54.249		11:59:53.547
9	54.652	+0.403	12:00:48.199
10	54.376	+0.127	12:01:42.575
11	54.655	+0.406	12:02:37.230

(219) Andreas Backman

1			11:53:25.724
2	56.956	+2.931	11:54:22.680
3	58.124	+4.099	11:55:20.804
4	56.285	+2.260	11:56:17.089
5	54.734	+0.709	11:57:11.823
6	55.152	+1.127	11:58:06.975
7	54.433	+0.408	11:59:01.408
8	54.810	+0.785	11:59:56.218
9	54.552	+0.527	12:00:50.770
10	54.097	+0.072	12:01:44.867
11	54.025		12:02:38.892

(286) Julian Kleinwort

1			11:53:25.384
2	56.671	+2.719	11:54:22.055
3	59.207	+5.255	11:55:21.262
4	56.059	+2.107	11:56:17.321
5	55.232	+1.280	11:57:12.553
6	54.607	+0.655	11:58:07.160
7	54.496	+0.544	11:59:01.656
8	55.239	+1.287	11:59:56.895
9	54.274	+0.322	12:00:51.169
10	53.981	+0.029	12:01:45.150
11	53.952		12:02:39.102

(232) Harry Drysdale

1			11:53:31.134
2	55.464	+1.291	11:54:26.598
3	55.377	+1.204	11:55:21.975
4	55.815	+1.642	11:56:17.790
5	55.326	+1.153	11:57:13.116
6	54.588	+0.415	11:58:07.704
7	54.484	+0.311	11:59:02.188
8	54.924	+0.751	11:59:57.112
9	54.409	+0.236	12:00:51.521
10	54.173		12:01:45.694
11	54.412	+0.239	12:02:40.106

(284) Artur Janosz

1			11:53:31.753
2	56.148	+1.807	11:54:27.901
3	55.289	+0.948	11:55:23.190
4	55.155	+0.814	11:56:18.345
5	55.153	+0.812	11:57:13.498
6	54.638	+0.297	11:58:08.136
7	54.551	+0.210	11:59:02.687
8	57.678	+3.337	12:00:00.365
9	55.620	+1.279	12:00:55.985
10	54.341		12:01:50.326
11	54.587	+0.246	12:02:44.913

(344) Renata Stodulkova

1			11:53:31.419
2	56.535	+1.741	11:54:27.954

Lap	Lap Tm	Diff	Time of Day
3	55.548	+0.754	11:55:23.502
4	55.303	+0.509	11:56:18.805
5	55.971	+1.177	11:57:14.776
6	55.322	+0.528	11:58:10.098
7	55.144	+0.350	11:59:05.242
8	55.220	+0.426	12:00:00.462
9	55.674	+0.880	12:00:56.136
10	54.794		12:01:50.930
11	54.874	+0.080	12:02:45.804

(282) Aleksander Bosak

1			11:53:27.692
2	56.593	+2.002	11:54:24.285
3	56.174	+1.583	11:55:20.459
4	57.874	+3.283	11:56:18.333
5	56.963	+2.372	11:57:15.296
6	55.039	+0.448	11:58:10.335
7	55.268	+0.677	11:59:05.603
8	55.118	+0.527	12:00:00.721
9	55.705	+1.114	12:00:56.426
10	55.187	+0.596	12:01:51.613
11	54.591		12:02:46.204

(283) Sandra Andersson

1			11:53:27.276
2	56.711	+1.998	11:54:23.987
3	56.232	+1.519	11:55:20.219
4	55.665	+0.952	11:56:15.884
5	55.057	+0.344	11:57:10.941
6	55.046	+0.333	11:58:05.987
7	55.298	+0.585	11:59:01.285
8	1:05.544	+10.831	12:00:06.829
9	55.545	+0.832	12:01:02.374
10	54.745	+0.032	12:01:57.119
11	54.713		12:02:51.832

(326) Mathias Smith

1			11:53:25.767
2	56.441	+1.316	11:54:22.208
3	55.125		11:55:17.333
4	1:00.945	+5.820	11:56:18.278

(268) Christian Rahbek

1			11:53:22.538
2	57.669	+2.770	11:54:20.207
3	54.899		11:55:15.106
4	1:26.107	+31.208	11:56:41.213

(255) Stefan Riener

1			11:53:22.935
2	56.975	+1.975	11:54:19.910
3	55.000		11:55:14.910

(211) Ross Wylie

1			11:53:27.802
2	55.717		11:54:23.519
3	1:00.502	+4.785	11:55:24.021





Rotax Euro Challenge Thy Karting/Denmark

Rotax Seniors

Thy Karting / Denmark 1,248 Km

RACE 9 Qualifying Heat 5 D-E

30.07.2011 12:50

Race (11 Laps) started at 12:52:15

Pos	No.	Name	Nat.	Chassis	Race Team	Laps	Total Tm	Diff	Best Tm	In Lap	km/h	Points
1	207	Berry Torenvliet	NED	Tonykart	Strawberry Racing	11	10:01.176		53.897	8	83,359	0
2	209	Ferenc Kancsar	AUT	Intrepid	Intrepid Force Rotax	11	10:01.529	0.353	53.981	11	83,229	2
3	226	Aavo Talvar	EST	Intrepid	Team TKP	11	10:01.637	0.461	53.909	11	83,340	3
4	222	Nicolai Nielsen	DEN	Tonykart	RS Competition	11	10:02.583	1.407	53.953	11	83,272	4
5	253	Niklas Dall Knudsen	DEN	Tonykart	RS Competition	11	10:02.955	1.779	54.024	11	83,163	5
6	329	Thomas Smith	DEN	Kosmic	DMT Racing.DK	11	10:03.185	2.009	54.000	11	83,200	6
7	339	Yaro Deckers	BEL	Tonykart	MD Trucks	11	10:04.006	2.830	54.014	8	83,178	7
8	242	Jules Cousin	FRA	FA Kart	DSS Kart	11	10:04.762	3.586	54.066	9	83,098	8
9	225	Alex Engblom	SWE	Tonykart	Sodakart	11	10:05.708	4.532	54.161	6	82,953	9
10	336	Matthieu Badet	FRA	FA Kart	RM Concept	11	10:06.488	5.312	54.141	10	82,983	10
11	217	Benjamin Karlog	DEN	FA Kart	Team Karlog	11	10:06.820	5.644	53.989	10	83,217	11
12	241	Michael Cool	BEL	Tonykart	Bouvin Power	11	10:08.773	7.597	54.269	11	82,788	12
13	238	Katerina Zurkova	CZE	MS Kart	MS Kart Racing Team	11	10:09.093	7.917	54.113	9	83,026	13
14	347	Philip Olesen	DEN	Intrepid	Kart Racer	11	10:09.274	8.098	54.092	9	83,058	14
15	304	Charlie Eastwood	GBR	Kosmic	Paul Carr Racing	11	10:09.950	8.774	53.906	8	83,345	15
16	319	Martin Andersen	DEN	Kosmic	PB Kart Race	11	10:10.335	9.159	54.354	9	82,658	16
17	247	Ramon Rietveld	NED	Gillard	VZ Racing	11	10:11.209	10.033	54.078	9	83,080	17
18	235	Jonas Fors	SWE	Tonykart	Sodakart SE	11	10:11.723	10.547	54.282	9	82,768	18
19	216	Niki Laa	AUT	Birel	Kalman Motorsport	11	10:12.646	11.470	54.048	11	83,126	19
20	340	Tasmin Pepper	RSA	Birel	Kalman Motorsport	11	10:13.003	11.827	54.024	6	83,163	20
21	327	Brian Larsen	DEN	RK Kart	HL Kart Racing DK	11	10:14.411	13.235	54.492	5	82,449	21
22	227	Evangelos Gavalas	GRE	Birel	Kalman Motorsport	11	10:17.212	16.036	53.871	6	83,399	22
23	328	Nanna Gotsche	DEN	MacMinarelli	Teckart Racing	11	10:17.499	16.323	54.871	10	81,879	23
24	330	Kristoffer Johansson	DEN	MacMinarelli	Teckart Racing	11	10:19.982	18.806	55.227	9	81,352	24
25	298	Robin Puettmann	GER	Intrepid	MPR Racing	10	10:51.574	1 Lap	55.130	9	81,495	25
26	244	Christian Sorensen	DEN	First Kart	First Kart s.r.l	3	3:11.835	8 Laps	55.036	3	81,634	26
27	221	Vladislav Kurakin	RUS	MS Kart	MS Kart Racing Team		0.753	11 Laps		0	-	27
28	230	David Agerstig	SWE	Sodi	Nivo Karting		0.883	11 Laps		0	-	28

Announcements

These results are provisional until the conclusion of any judicial and technical matters

No. 304 time peanalty 10 sec. / reason jump start

Started: 28 Classified: 28 Not classified: 0

Margin of Victory	Ø km/h	Best Lap Tm	km/h	Best Lap by
0.353	82,207	53.871	83,399	227 - Evangelos Gavalas

Official Timing www.motorsport-events.se / www.camp-company.de

Orbits

Timekeeping Ingrid and Meik Wagner:

Clerk of the course Nigel Edwards:

www.mylaps.com

Steward (Chairman) Olivier Steveny:

Chief Scrutineer Paul Klaassen:

Licensed to: Motorsport Events

Printed: 30.07.2011 13:06:58

posted at:

h



Rotax Euro Challenge Thy Karting/Denmark

Rotax Seniors

Thy Karting / Denmark 1,248 Km

RACE 9 Qualifying Heat 5 D-E

30.07.2011 12:50

Race (11 Laps) started at 12:52:15

Lap	Lap Tm	Diff	Time of Day
(207) Berry Torenvliet			
1	57.769	+3.872	12:53:13.420
2	55.382	+1.485	12:54:08.802
3	54.592	+0.695	12:55:03.394
4	54.355	+0.458	12:55:57.749
5	54.198	+0.301	12:56:51.947
6	54.437	+0.540	12:57:46.384
7	54.161	+0.264	12:58:40.545
8	53.897		12:59:34.442
9	54.163	+0.266	13:00:28.605
10	54.103	+0.206	13:01:22.708
11	53.937	+0.040	13:02:16.645

Lap	Lap Tm	Diff	Time of Day
(209) Ferenc Kancsar			
1	58.018	+4.037	12:53:13.618
2	55.427	+1.446	12:54:09.045
3	54.658	+0.677	12:55:03.703
4	54.442	+0.461	12:55:58.145
5	54.124	+0.143	12:56:52.269
6	54.365	+0.384	12:57:46.634
7	54.186	+0.205	12:58:40.820
8	54.012	+0.031	12:59:34.832
9	54.124	+0.143	13:00:28.956
10	54.061	+0.080	13:01:23.017
11	53.981		13:02:16.998

Lap	Lap Tm	Diff	Time of Day
(226) Aavo Talvar			
1	57.769	+3.860	12:53:13.284
2	56.308	+2.399	12:54:09.592
3	54.711	+0.802	12:55:04.303
4	54.388	+0.479	12:55:58.691
5	54.174	+0.265	12:56:52.865
6	54.277	+0.368	12:57:47.142
7	54.229	+0.320	12:58:41.371
8	53.924	+0.015	12:59:35.295
9	53.974	+0.065	13:00:29.269
10	53.928	+0.019	13:01:23.197
11	53.909		13:02:17.106

Lap	Lap Tm	Diff	Time of Day
(222) Nicolai Nielsen			
1	58.139	+4.186	12:53:13.820
2	55.363	+1.410	12:54:09.183
3	54.853	+0.900	12:55:04.036
4	54.392	+0.439	12:55:58.428
5	54.177	+0.224	12:56:52.605
6	54.719	+0.766	12:57:47.324
7	54.312	+0.359	12:58:41.636
8	54.096	+0.143	12:59:35.732
9	54.202	+0.249	13:00:29.934
10	54.165	+0.212	13:01:24.099
11	53.953		13:02:18.052

Lap	Lap Tm	Diff	Time of Day
(253) Niklas Dall Knudsen			
1	57.425	+3.401	12:53:12.994
2	55.367	+1.343	12:54:08.361
3	54.634	+0.610	12:55:02.995
4	54.423	+0.399	12:55:57.418
5	54.356	+0.332	12:56:51.774
6	55.690	+1.666	12:57:47.464
7	54.417	+0.393	12:58:41.881
8	54.056	+0.032	12:59:35.937
9	54.142	+0.118	13:00:30.079
10	54.321	+0.297	13:01:24.400
11	54.024		13:02:18.424

Lap	Lap Tm	Diff	Time of Day
(329) Thomas Smith			
1	59.338	+5.338	12:53:15.385
2	55.075	+1.075	12:54:10.460
3	54.962	+0.962	12:55:05.422
4	54.304	+0.304	12:55:59.726
5	54.114	+0.114	12:56:53.840
6	54.221	+0.221	12:57:48.061
7	54.142	+0.142	12:58:42.203
8	54.075	+0.075	12:59:36.278
9	54.044	+0.044	13:00:30.322
10	54.332	+0.332	13:01:24.654
11	54.000		13:02:18.654

Lap	Lap Tm	Diff	Time of Day
(339) Yaro Deckers			
1	59.434	+5.420	12:53:15.484
2	55.204	+1.190	12:54:10.688
3	54.981	+0.967	12:55:05.669
4	54.650	+0.636	12:56:00.319
5	54.265	+0.251	12:56:54.584
6	54.196	+0.182	12:57:48.780
7	54.212	+0.198	12:58:42.992
8	54.014		12:59:37.006
9	54.098	+0.084	13:00:31.104
10	54.104	+0.090	13:01:25.208
11	54.267	+0.253	13:02:19.475

Lap	Lap Tm	Diff	Time of Day
(242) Jules Cousin			
1	58.547	+4.481	12:53:14.519
2	55.450	+1.384	12:54:09.969
3	54.793	+0.727	12:55:04.762
4	54.489	+0.423	12:55:59.251
5	54.374	+0.308	12:56:53.625
6	54.819	+0.753	12:57:48.444
7	54.269	+0.203	12:58:42.713
8	54.161	+0.095	12:59:36.874
9	54.066		13:00:30.940
10	54.155	+0.089	13:01:25.095
11	55.136	+1.070	13:02:20.231

Lap	Lap Tm	Diff	Time of Day
(225) Alex Engblom			
1	59.193	+5.032	12:53:15.662
2	55.257	+1.096	12:54:10.919
3	55.564	+1.403	12:55:06.483
4	54.818	+0.657	12:56:01.301
5	54.510	+0.349	12:56:55.811
6	54.161		12:57:49.972
7	54.378	+0.217	12:58:44.350
8	54.186	+0.025	12:59:38.536
9	54.165	+0.004	13:00:32.701
10	54.252	+0.091	13:01:26.953
11	54.224	+0.063	13:02:21.177

Lap	Lap Tm	Diff	Time of Day
(336) Matthieu Badet			
1	59.850	+5.709	12:53:15.821
2	55.584	+1.443	12:54:11.405
3	55.363	+1.222	12:55:06.768
4	55.032	+0.891	12:56:01.800
5	54.655	+0.514	12:56:56.455
6	54.394	+0.253	12:57:50.849
7	54.350	+0.209	12:58:45.199
8	54.280	+0.139	12:59:39.479
9	54.157	+0.016	13:00:33.636
10	54.141		13:01:27.777
11	54.180	+0.039	13:02:21.957

Lap	Lap Tm	Diff	Time of Day
(217) Benjamin Karlog			

Lap	Lap Tm	Diff	Time of Day
1	1:00.746	+6.757	12:53:16.882
2	55.303	+1.314	12:54:12.185
3	54.897	+0.908	12:55:07.082
4	55.261	+1.272	12:56:02.343
5	54.905	+0.916	12:56:57.248
6	54.342	+0.353	12:57:51.590
7	54.469	+0.480	12:58:46.059
8	54.178	+0.189	12:59:40.237
9	54.044	+0.055	13:00:34.281
10	53.989		13:01:28.270
11	54.019	+0.030	13:02:22.289

Lap	Lap Tm	Diff	Time of Day
(241) Michael Cool			
1	1:00.764	+6.495	12:53:17.240
2	55.521	+1.252	12:54:12.761
3	55.542	+1.273	12:55:08.303
4	54.845	+0.576	12:56:03.148
5	54.681	+0.412	12:56:57.829
6	54.541	+0.272	12:57:52.370
7	54.531	+0.262	12:58:46.901
8	54.435	+0.166	12:59:41.336
9	54.331	+0.062	13:00:35.667
10	54.306	+0.037	13:01:29.973
11	54.269		13:02:24.242

Lap	Lap Tm	Diff	Time of Day
(238) Katerina Zurkova			
1	58.569	+4.456	12:53:14.780
2	55.524	+1.411	12:54:10.304
3	56.090	+1.977	12:55:06.394
4	55.830	+1.717	12:56:02.224
5	54.912	+0.799	12:56:57.136
6	54.651	+0.538	12:57:51.787
7	55.253	+1.140	12:58:47.040
8	54.826	+0.713	12:59:41.866
9	54.113		13:00:35.979
10	54.340	+0.227	13:01:30.319
11	54.243	+0.130	13:02:24.562

Lap	Lap Tm	Diff	Time of Day
(347) Philip Olesen			
1	1:03.326	+9.234	12:53:19.715
2	55.226	+1.134	12:54:14.941
3	54.733	+0.641	12:55:09.674
4	54.620	+0.528	12:56:04.294
5	54.305	+0.213	12:56:58.599
6	54.279	+0.187	12:57:52.878
7	54.943	+0.851	12:58:47.821
8	54.281	+0.189	12:59:42.102
9	54.092		13:00:36.194
10	54.275	+0.183	13:01:30.469
11	54.274	+0.182	13:02:24.743

Lap	Lap Tm	Diff	Time of Day
(304) Charlie Eastwood			
1	56.313	+2.407	12:53:11.782
2	55.668	+1.762	12:54:07.450
3	54.984	+1.078	12:55:02.434
4	54.508	+0.602	12:55:56.942
5	54.299	+0.393	12:56:51.241
6	54.068	+0.162	12:57:45.309
7	54.061	+0.155	12:58:39.370
8	53.906		12:59:33.276
9	54.005	+0.099	13:00:27.281
10	54.049	+0.143	13:01:21.330
11	54.089	+0.183	13:02:15.419

Lap	Lap Tm	Diff	Time of Day
(319) Martin Andersen			
1	1:00.288	+5.934	12:53:17.143



Rotax Euro Challenge Thy Karting/Denmark

Rotax Seniors

Thy Karting / Denmark 1,248 Km

RACE 9 Qualifying Heat 5 D-E

30.07.2011 12:50

Race (11 Laps) started at 12:52:15

Lap	Lap Tm	Diff	Time of Day
2	55.755	+1.401	12:54:12.898
3	55.232	+0.878	12:55:08.130
4	54.844	+0.490	12:56:02.974
5	54.651	+0.297	12:56:57.625
6	55.002	+0.648	12:57:52.627
7	55.311	+0.957	12:58:47.938
8	54.595	+0.241	12:59:42.533
9	54.354		13:00:36.887
10	54.440	+0.086	13:01:31.327
11	54.477	+0.123	13:02:25.804

(247) Ramon Rietveld

1	1:03.343	+9.265	12:53:20.061
2	55.793	+1.715	12:54:15.854
3	55.169	+1.091	12:55:11.023
4	55.047	+0.969	12:56:06.070
5	54.370	+0.292	12:57:00.440
6	54.321	+0.243	12:57:54.761
7	54.448	+0.370	12:58:49.209
8	54.576	+0.498	12:59:43.785
9	54.078		13:00:37.863
10	54.184	+0.106	13:01:32.047
11	54.631	+0.553	13:02:26.678

(235) Jonas Fors

1	1:02.026	+7.744	12:53:18.622
2	55.514	+1.232	12:54:14.136
3	54.891	+0.609	12:55:09.027
4	54.585	+0.303	12:56:03.612
5	54.644	+0.362	12:56:58.256
6	55.186	+0.904	12:57:53.442
7	54.632	+0.350	12:58:48.074
8	54.653	+0.371	12:59:42.727
9	54.282		13:00:37.009
10	54.637	+0.355	13:01:31.646
11	55.546	+1.264	13:02:27.192

(216) Niki Laa

1	1:03.330	+9.282	12:53:19.975
2	56.644	+2.596	12:54:16.619
3	54.545	+0.497	12:55:11.164
4	55.079	+1.031	12:56:06.243
5	54.515	+0.467	12:57:00.758
6	54.189	+0.141	12:57:54.947
7	54.434	+0.386	12:58:49.381
8	55.827	+1.779	12:59:45.208
9	54.698	+0.650	13:00:39.906
10	54.161	+0.113	13:01:34.067
11	54.048		13:02:28.115

(340) Tasmin Pepper

1	1:06.316	+12.292	12:53:22.621
2	55.472	+1.448	12:54:18.093
3	54.778	+0.754	12:55:12.871
4	55.046	+1.022	12:56:07.917
5	54.357	+0.333	12:57:02.274
6	54.024		12:57:56.298
7	54.116	+0.092	12:58:50.414
8	54.937	+0.913	12:59:45.351
9	54.888	+0.864	13:00:40.239
10	54.081	+0.057	13:01:34.320
11	54.152	+0.128	13:02:28.472

(327) Brian Larsen

1	1:02.124	+7.632	12:53:19.129
2	55.496	+1.004	12:54:14.625

Lap	Lap Tm	Diff	Time of Day
3	54.821	+0.329	12:55:09.446
4	55.361	+0.869	12:56:04.807
5	54.492		12:56:59.299
6	54.848	+0.356	12:57:54.147
7	54.636	+0.144	12:58:48.783
8	56.206	+1.714	12:59:44.989
9	55.667	+1.175	13:00:40.656
10	54.589	+0.097	13:01:35.245
11	54.635	+0.143	13:02:29.880

(227) Evangelos Gavalas

1	1:13.079	+19.208	12:53:28.852
2	55.158	+1.287	12:54:24.010
3	54.602	+0.731	12:55:18.612
4	54.543	+0.672	12:56:13.155
5	54.022	+0.151	12:57:07.177
6	53.871		12:58:01.048
7	54.006	+0.135	12:58:55.054
8	54.355	+0.484	12:59:49.409
9	54.090	+0.219	13:00:43.499
10	54.891	+1.020	13:01:38.390
11	54.291	+0.420	13:02:32.681

(328) Nanna Gotsche

1	1:04.823	+9.952	12:53:21.578
2	55.826	+0.955	12:54:17.404
3	55.210	+0.339	12:55:12.614
4	55.468	+0.597	12:56:08.082
5	54.948	+0.077	12:57:03.030
6	54.900	+0.029	12:57:57.930
7	54.880	+0.009	12:58:52.810
8	55.276	+0.405	12:59:48.086
9	54.948	+0.077	13:00:43.034
10	54.871		13:01:37.905
11	55.063	+0.192	13:02:32.968

(330) Kristoffer Johansson

1	1:00.949	+5.722	12:53:17.965
2	56.941	+1.714	12:54:14.906
3	56.053	+0.826	12:55:10.959
4	56.005	+0.778	12:56:06.964
5	55.871	+0.644	12:57:02.835
6	55.748	+0.521	12:57:58.583
7	55.328	+0.101	12:58:53.911
8	55.657	+0.430	12:59:49.568
9	55.227		13:00:44.795
10	55.287	+0.060	13:01:40.082
11	55.369	+0.142	13:02:35.451

(298) Robin Puettmann

1	1:02.819	+7.689	12:53:19.645
2	58.481	+3.351	12:54:18.126
3	59.498	+4.368	12:55:17.624
4	58.342	+3.212	12:56:15.966
5	57.528	+2.398	12:57:13.494
6	59.808	+4.678	12:58:13.302
7	58.804	+3.674	12:59:12.106
8	2:04.341	+1:09.211	13:01:16.447
9	55.130		13:02:11.577
10	55.466	+0.336	13:03:07.043

(244) Christian Sorensen

1	1:21.149	+26.113	12:53:37.030
2	55.238	+0.202	12:54:32.268
3	55.036		12:55:27.304





Rotax Euro Challenge Thy Karting/Denmark

Rotax Seniors

Thy Karting / Denmark 1,248 Km

RACE 10 Qualifying Heat 6 A-C -NEW-

30.07.2011 13:50

Race (11 Laps) started at 13:53:47

Pos	No.	Name	Nat.	Chassis	Race Team	Laps	Total Tm	Diff	Best Tm	In Lap	km/h	Points
1	312	Ben Cooper	GBR	Birel	Kalman Motorsport	11	9:57.369		53.696	11	83,671	0
2	254	Kasper H Jensen	DEN	Kosmic	PB Kart Race	11	9:57.705	0.336	53.695	11	83,673	2
3	334	Mads Thomsen	DEN	RK Kart	HL Kart Racing DK	11	9:59.586	2.217	53.841	10	83,446	3
4	305	Shaun Slavin	GBR	Formula K	Formula K Holland	11	9:59.883	2.514	53.673	10	83,707	4
5	211	Ross Wylie	GBR	Alonso	Dan Holland Racing	11	10:00.660	3.291	53.647	11	83,747	5
6	239	Jiri Forman	CZE	MS Kart	MS Kart Racing Team	11	10:01.036	3.667	53.609	11	83,807	6
7	267	Michael Markussen	DEN	Tonykart	RS Competition	11	10:01.790	4.421	53.673	11	83,707	7
8	215	Karol Dabski	POL	Intrepid	Uniq Racing	11	10:02.183	4.814	53.715	11	83,641	8
9	292	Jose Pedro Faria	POR	Intrepid	QZ Racing Team	11	10:02.387	5.018	53.657	11	83,732	9
10	255	Stefan Riener	AUT	Intrepid	Intrepid Force Rotax	11	10:02.681	5.312	53.702	11	83,662	10
11	341	Nicolas Claes	BEL	Gillard	DFK by PDB	11	10:04.666	7.297	54.023	11	83,165	11
12	333	Nicki Pedersen	DEN	Kosmic	PB Kart Race	11	10:05.053	7.684	54.058	11	83,111	12
13	219	Andreas Backman	SWE	Tonykart	Strawberry Racing	11	10:05.296	7.927	53.925	10	83,316	13
14	273	Glen Van Droogenbroeck	BEL	Kosmic	Inkartad	11	10:05.526	8.157	53.915	10	83,331	14
15	228	Sandor Jakab	SVK	Birel	Kalman Motorsport	11	10:05.825	8.456	53.892	11	83,367	15
16	326	Mathias Smith	DEN	Kosmic	DMT Racing.DK	11	10:06.432	9.063	53.777	8	83,545	16
17	342	Antii Ollikainen	FIN	RK Kart	SpeedFun	11	10:06.993	9.624	54.021	10	83,168	17
18	338	Jonathan Johansson	SWE	Gillard	PDB Racing Sweden	11	10:07.663	10.294	53.977	8	83,235	18
19	343	Santeri Varis	FIN	Parolin	Formula K Belgium	11	10:08.655	11.286	54.063	11	83,103	19
20	286	Julian Kleinwort	GER	M-Tec	Kartschmie.de	11	10:08.914	11.545	54.063	10	83,103	20
21	294	Jacob Kallestrup	DEN	Bremer Kart	RBR Kart Team	11	10:09.119	11.750	54.068	11	83,095	21
22	345	Luke Chudleigh	CAN	CRG	Prime	11	10:12.484	15.115	54.103	10	83,042	22
23	344	Renata Stodulkova	CZE	MS Kart	Gregor Racing	11	10:14.870	17.501	54.683	8	82,161	23
24	311	Stephen Tyldsley	GBR	Gillard	Armored UK	11	10:21.161	23.792	54.686	8	82,156	24
25	283	Sandra Andersson	SWE	Energy	Energy Team Sweden	11	10:31.208	33.839	54.863	10	81,891	25
26	337	Akio Morito	JPN	Intrepid	Intrepid Force Rotax	7	6:51.115	4 Laps	54.806	5	81,976	26
27	284	Artur Janosz	POL	Intrepid	Uniq Racing		1.378	11 Laps		0	-	27

Not classified

DQ	214	Barrie Pullinger	GBR	Tonykart	Strawberry Racing	11	10:03.118	DQ	53.841	10	83,446	30
----	-----	------------------	-----	----------	-------------------	----	-----------	----	--------	----	--------	----

Announcements

These results are provisional until the conclusion of any judicial and technical matters

Started: 28 Classified: 27 Not classified: 1

No. 214 excluded from heat / reason technical non conformity

Margin of Victory	Ø km/h	Best Lap Tm	km/h	Best Lap by
0.336	82,731	53.609	83,807	239 - Jiri Forman

Official Timing www.motorsport-events.se / www.camp-company.de

Orbits

Timekeeping Ingrid and Meik Wagner:

Clerk of the course Nigel Edwards:

www.mylaps.com

Steward (Chairman) Olivier Steveny:

Chief Scrutineer Paul Klaassen:

Licensed to: Motorsport Events

Printed: 30.07.2011 19:07:17

posted at:

h



Rotax Euro Challenge Thy Karting/Denmark

Rotax Seniors

Thy Karting / Denmark 1,248 Km

RACE 10 Qualifying Heat 6 A-C

30.07.2011 13:50

Race (11 Laps) started at 13:53:47

Lap	Lap Tm	Diff	Time of Day
(312) Ben Cooper			
1	55.289	+1.593	13:54:42.974
2	55.801	+2.105	13:55:38.775
3	54.898	+1.202	13:56:33.673
4	54.444	+0.748	13:57:28.117
5	54.017	+0.321	13:58:22.134
6	53.918	+0.222	13:59:16.052
7	53.974	+0.278	14:00:10.026
8	53.830	+0.134	14:01:03.856
9	53.754	+0.058	14:01:57.610
10	53.748	+0.052	14:02:51.358
11	53.696		14:03:45.054

Lap	Lap Tm	Diff	Time of Day
(254) Kasper H Jensen			
1	56.414	+2.719	13:54:44.282
2	55.393	+1.698	13:55:39.675
3	54.770	+1.075	13:56:34.445
4	54.328	+0.633	13:57:28.773
5	53.994	+0.299	13:58:22.767
6	53.802	+0.107	13:59:16.569
7	53.800	+0.105	14:00:10.369
8	53.870	+0.175	14:01:04.239
9	53.721	+0.026	14:01:57.960
10	53.735	+0.040	14:02:51.695
11	53.695		14:03:45.390

Lap	Lap Tm	Diff	Time of Day
(334) Mads Thomsen			
1	56.124	+2.283	13:54:43.967
2	55.914	+2.073	13:55:39.881
3	55.058	+1.217	13:56:34.939
4	54.479	+0.638	13:57:29.418
5	54.154	+0.313	13:58:23.572
6	54.008	+0.167	13:59:17.580
7	54.103	+0.262	14:00:11.683
8	53.975	+0.134	14:01:05.658
9	53.872	+0.031	14:01:59.530
10	53.841		14:02:53.371
11	53.900	+0.059	14:03:47.271

Lap	Lap Tm	Diff	Time of Day
(305) Shaun Slavin			
1	57.506	+3.833	13:54:45.924
2	55.260	+1.587	13:55:41.184
3	54.982	+1.309	13:56:36.166
4	54.345	+0.672	13:57:30.511
5	53.985	+0.312	13:58:24.496
6	53.888	+0.215	13:59:18.384
7	53.808	+0.135	14:00:12.192
8	54.152	+0.479	14:01:06.344
9	53.819	+0.146	14:02:00.163
10	53.673		14:02:53.836
11	53.732	+0.059	14:03:47.568

Lap	Lap Tm	Diff	Time of Day
(211) Ross Wylie			
1	57.216	+3.569	13:54:45.455
2	55.696	+2.049	13:55:41.151
3	55.317	+1.670	13:56:36.468
4	54.351	+0.704	13:57:30.819
5	54.067	+0.420	13:58:24.886
6	54.060	+0.413	13:59:18.946
7	54.097	+0.450	14:00:13.043
8	54.274	+0.627	14:01:07.317
9	53.731	+0.084	14:02:01.048
10	53.650	+0.003	14:02:54.698
11	53.647		14:03:48.345

Lap	Lap Tm	Diff	Time of Day
(239) Jiri Forman			
1	56.955	+3.346	13:54:45.030
2	56.453	+2.844	13:55:41.483
3	55.273	+1.664	13:56:36.756
4	54.383	+0.774	13:57:31.139
5	54.093	+0.484	13:58:25.232
6	54.001	+0.392	13:59:19.233
7	54.043	+0.434	14:00:13.276
8	54.220	+0.611	14:01:07.496
9	53.834	+0.225	14:02:01.330
10	53.782	+0.173	14:02:55.112
11	53.609		14:03:48.721

Lap	Lap Tm	Diff	Time of Day
(267) Michael Markussen			
1	56.868	+3.195	13:54:44.798
2	55.887	+2.214	13:55:40.685
3	54.899	+1.226	13:56:35.584
4	54.556	+0.883	13:57:30.140
5	54.210	+0.537	13:58:24.350
6	54.401	+0.728	13:59:18.751
7	55.059	+1.386	14:00:13.810
8	54.055	+0.382	14:01:07.865
9	54.247	+0.574	14:02:02.112
10	53.690	+0.017	14:02:55.802
11	53.673		14:03:49.475

Lap	Lap Tm	Diff	Time of Day
(215) Karol Dabski			
1	56.777	+3.062	13:54:44.546
2	55.964	+2.249	13:55:40.510
3	54.945	+1.230	13:56:35.455
4	54.538	+0.823	13:57:29.993
5	54.077	+0.362	13:58:24.070
6	53.917	+0.202	13:59:17.987
7	53.951	+0.236	14:00:11.938
8	55.944	+2.229	14:01:07.882
9	54.541	+0.826	14:02:02.423
10	53.730	+0.015	14:02:56.153
11	53.715		14:03:49.868

Lap	Lap Tm	Diff	Time of Day
(292) Jose Pedro Faria			
1	58.014	+4.357	13:54:46.335
2	55.441	+1.784	13:55:41.776
3	55.171	+1.514	13:56:36.947
4	54.506	+0.849	13:57:31.453
5	54.180	+0.523	13:58:25.633
6	54.003	+0.346	13:59:19.636
7	54.626	+0.969	14:00:14.262
8	54.259	+0.602	14:01:08.521
9	54.085	+0.428	14:02:02.606
10	53.809	+0.152	14:02:56.415
11	53.657		14:03:50.072

Lap	Lap Tm	Diff	Time of Day
(255) Stefan Riener			
1	59.140	+5.438	13:54:47.292
2	55.088	+1.386	13:55:42.380
3	55.173	+1.471	13:56:37.553
4	54.414	+0.712	13:57:31.967
5	54.155	+0.453	13:58:26.122
6	53.972	+0.270	13:59:20.094
7	54.461	+0.759	14:00:14.555
8	54.246	+0.544	14:01:08.801
9	54.031	+0.329	14:02:02.832
10	53.832	+0.130	14:02:56.664
11	53.702		14:03:50.366

Lap	Lap Tm	Diff	Time of Day
(214) Barrie Pullinger			

Lap	Lap Tm	Diff	Time of Day
1	58.567	+4.726	13:54:47.098
2	55.018	+1.177	13:55:42.116
3	55.082	+1.241	13:56:37.198
4	54.451	+0.610	13:57:31.649
5	54.149	+0.308	13:58:25.798
6	54.129	+0.288	13:59:19.927
7	54.430	+0.589	14:00:14.357
8	54.787	+0.946	14:01:09.144
9	53.918	+0.077	14:02:03.062
10	53.841		14:02:56.903
11	53.900	+0.059	14:03:50.803

Lap	Lap Tm	Diff	Time of Day
(341) Nicolas Claes			
1	57.578	+3.555	13:54:45.782
2	56.199	+2.176	13:55:41.981
3	55.986	+1.963	13:56:37.967
4	54.764	+0.741	13:57:32.731
5	54.381	+0.358	13:58:27.112
6	54.328	+0.305	13:59:21.440
7	54.266	+0.243	14:00:15.706
8	54.259	+0.236	14:01:09.965
9	54.145	+0.122	14:02:04.110
10	54.218	+0.195	14:02:58.328
11	54.023		14:03:52.351

Lap	Lap Tm	Diff	Time of Day
(333) Nicki Pedersen			
1	59.344	+5.286	13:54:47.679
2	55.464	+1.406	13:55:43.143
3	55.007	+0.949	13:56:38.150
4	54.855	+0.797	13:57:33.005
5	54.467	+0.409	13:58:27.472
6	54.308	+0.250	13:59:21.780
7	54.176	+0.118	14:00:15.956
8	54.524	+0.466	14:01:10.480
9	54.132	+0.074	14:02:04.612
10	54.068	+0.010	14:02:58.680
11	54.058		14:03:52.738

Lap	Lap Tm	Diff	Time of Day
(219) Andreas Backman			
1	59.717	+5.792	13:54:48.359
2	55.594	+1.669	13:55:43.953
3	54.912	+0.987	13:56:38.865
4	54.627	+0.702	13:57:33.492
5	54.234	+0.309	13:58:27.726
6	54.420	+0.495	13:59:22.146
7	54.165	+0.240	14:00:16.311
8	54.270	+0.345	14:01:10.581
9	54.395	+0.470	14:02:04.976
10	53.925		14:02:58.901
11	54.080	+0.155	14:03:52.981

Lap	Lap Tm	Diff	Time of Day
(273) Glen Van Droogenbroeck			
1	1:01.319	+7.404	13:54:49.436
2	55.737	+1.822	13:55:45.173
3	54.685	+0.770	13:56:39.858
4	54.461	+0.546	13:57:34.319
5	54.041	+0.126	13:58:28.360
6	54.154	+0.239	13:59:22.514
7	54.679	+0.764	14:00:17.193
8	54.055	+0.140	14:01:11.248
9	53.990	+0.075	14:02:05.238
10	53.915		14:02:59.153
11	54.058	+0.143	14:03:53.211

Lap	Lap Tm	Diff	Time of Day
(228) Sandor Jakab			
1	1:00.342	+6.450	13:54:48.778



Rotax Euro Challenge Thy Karting/Denmark

Rotax Seniors

Thy Karting / Denmark 1,248 Km

RACE 10 Qualifying Heat 6 A-C

30.07.2011 13:50

Race (11 Laps) started at 13:53:47

Lap	Lap Tm	Diff	Time of Day
2	55.550	+1.658	13:55:44.328
3	54.878	+0.986	13:56:39.206
4	54.621	+0.729	13:57:33.827
5	54.155	+0.263	13:58:27.982
6	54.275	+0.383	13:59:22.257
7	55.232	+1.340	14:00:17.489
8	53.975	+0.083	14:01:11.464
9	54.045	+0.153	14:02:05.509
10	54.109	+0.217	14:02:59.618
11	53.892		14:03:53.510

(326) Mathias Smith

1	1:01.282	+7.505	13:54:50.118
2	56.693	+2.916	13:55:46.811
3	54.881	+1.104	13:56:41.692
4	54.444	+0.667	13:57:36.136
5	54.188	+0.411	13:58:30.324
6	54.150	+0.373	13:59:24.474
7	54.059	+0.282	14:00:18.533
8	53.777		14:01:12.310
9	53.914	+0.137	14:02:06.224
10	53.973	+0.196	14:03:00.197
11	53.920	+0.143	14:03:54.117

(342) Antti Ollikainen

1	1:00.499	+6.478	13:54:49.035
2	55.420	+1.399	13:55:44.455
3	55.001	+0.980	13:56:39.456
4	54.550	+0.529	13:57:34.006
5	54.207	+0.186	13:58:28.213
6	54.596	+0.575	13:59:22.809
7	54.796	+0.775	14:00:17.605
8	54.275	+0.254	14:01:11.880
9	54.069	+0.048	14:02:05.949
10	54.021		14:02:59.970
11	54.708	+0.687	14:03:54.678

(338) Jonathan Johansson

1	1:00.813	+6.836	13:54:49.512
2	55.955	+1.978	13:55:45.467
3	55.609	+1.632	13:56:41.076
4	54.653	+0.676	13:57:35.729
5	54.509	+0.532	13:58:30.238
6	54.656	+0.679	13:59:24.894
7	54.477	+0.500	14:00:19.371
8	53.977		14:01:13.348
9	53.983	+0.006	14:02:07.331
10	54.007	+0.030	14:03:01.338
11	54.010	+0.033	14:03:55.348

(343) Santeri Varis

1	1:01.374	+7.311	13:54:50.280
2	56.190	+2.127	13:55:46.470
3	55.057	+0.994	13:56:41.527
4	54.567	+0.504	13:57:36.094
5	54.658	+0.595	13:58:30.752
6	54.428	+0.365	13:59:25.180
7	54.374	+0.311	14:00:19.554
8	54.402	+0.339	14:01:13.956
9	54.114	+0.051	14:02:08.070
10	54.207	+0.144	14:03:02.277
11	54.063		14:03:56.340

(286) Julian Kleinwort

1	1:01.105	+7.042	13:54:49.847
2	56.930	+2.867	13:55:46.777

Lap	Lap Tm	Diff	Time of Day
3	55.573	+1.510	13:56:42.350
4	54.555	+0.492	13:57:36.905
5	54.279	+0.216	13:58:31.184
6	54.186	+0.123	13:59:25.370
7	54.455	+0.392	14:00:19.825
8	54.247	+0.184	14:01:14.072
9	54.306	+0.243	14:02:08.378
10	54.063		14:03:02.441
11	54.158	+0.095	14:03:56.599

(294) Jacob Kallestrup

1	1:00.974	+6.906	13:54:49.587
2	55.990	+1.922	13:55:45.577
3	55.220	+1.152	13:56:40.797
4	54.716	+0.648	13:57:35.513
5	54.539	+0.471	13:58:30.052
6	54.235	+0.167	13:59:24.287
7	56.039	+1.971	14:00:20.326
8	54.155	+0.087	14:01:14.481
9	54.091	+0.023	14:02:08.572
10	54.164	+0.096	14:03:02.736
11	54.068		14:03:56.804

(345) Luke Chudleigh

1	1:00.909	+6.806	13:54:49.702
2	56.410	+2.307	13:55:46.112
3	56.384	+2.281	13:56:42.496
4	55.545	+1.442	13:57:38.041
5	55.072	+0.969	13:58:33.113
6	54.844	+0.741	13:59:27.957
7	54.777	+0.674	14:00:22.734
8	54.595	+0.492	14:01:17.329
9	54.384	+0.281	14:02:11.713
10	54.103		14:03:05.816
11	54.353	+0.250	14:04:00.169

(344) Renata Stodulkova

1	1:01.917	+7.234	13:54:51.415
2	55.969	+1.286	13:55:47.384
3	55.255	+0.572	13:56:42.639
4	55.249	+0.566	13:57:37.888
5	55.662	+0.979	13:58:33.550
6	55.015	+0.332	13:59:28.565
7	54.745	+0.062	14:00:23.310
8	54.683		14:01:17.993
9	54.705	+0.022	14:02:12.698
10	54.862	+0.179	14:03:07.560
11	54.995	+0.312	14:04:02.555

(311) Stephen Tyldsley

1	1:07.303	+12.617	13:54:56.293
2	56.488	+1.802	13:55:52.781
3	55.377	+0.691	13:56:48.158
4	55.167	+0.481	13:57:43.325
5	55.034	+0.348	13:58:38.359
6	54.797	+0.111	13:59:33.156
7	54.830	+0.144	14:00:27.986
8	54.686		14:01:22.672
9	54.788	+0.102	14:02:17.460
10	54.994	+0.308	14:03:12.454
11	56.392	+1.706	14:04:08.846

(283) Sandra Andersson

1	1:14.972	+20.109	13:55:04.243
2	56.629	+1.766	13:56:00.872
3	55.986	+1.123	13:56:56.858

(337) Akio Morito

1	1:16.778	+21.972	13:55:05.980
2	56.572	+1.766	13:56:02.552
3	55.562	+0.756	13:56:58.114
4	55.253	+0.447	13:57:53.367
5	54.806		13:58:48.173
6	55.531	+0.725	13:59:43.704
7	55.096	+0.290	14:00:38.800





Rotax Euro Challenge Thy Karting/Denmark

Rotax Seniors

Thy Karting / Denmark 1,248 Km

RACE 13 Qualifying Heat 7 B-E

30.07.2011 14:50


Race (11 Laps) started at 14:54:40

Pos	No.	Name	Nat.	Chassis	Race Team	Laps	Total Tm	Diff	Best Tm	In Lap	km/h	Points
1	202	Edward Brand	GBR	Tonykart	Strawberry Racing	11	9:55.888		53.412	11	84,116	0
2	249	Sean Babington	GBR	Alonso	Dan Holland Racing	11	9:56.290	0.402	53.320	11	84,261	2
3	253	Niklas Dall Knudsen	DEN	Tonykart	RS Competition	11	9:58.528	2.640	53.799	11	83,511	3
4	207	Berry Torenvliet	NED	Tonykart	Strawberry Racing	11	9:58.752	2.864	53.609	11	83,807	4
5	203	Mats Van Den Brand	NED	Intrepid	Intrepid Force Rotax	11	9:59.036	3.148	53.587	11	83,841	5
6	304	Charlie Eastwood	GBR	Kosmic	Paul Carr Racing	11	9:59.360	3.472	53.723	10	83,629	6
7	268	Christian Rahbek	DEN	Tonykart	RS Competition	11	9:59.700	3.812	53.480	11	84,009	7
8	236	Ludvig Morin	SWE	Kosmic	Sodakart SE	11	10:01.689	5.801	53.917	11	83,328	8
9	310	Lewis Plato	GBR	Tonykart	Paul Carr Racing	11	10:01.896	6.008	53.516	9	83,952	9
10	227	Evangelos Gavalas	GRE	Birel	Kalman Motorsport	11	10:04.352	8.464	53.883	9	83,381	10
11	247	Ramon Rietveld	NED	Gillard	VZ Racing	11	10:06.646	10.758	54.100	7	83,046	11
12	324	Pedro Paixao	POR	Intrepid	OZ Racing Team	11	10:06.741	10.853	53.735	9	83,610	12
13	208	Antoine Barthon	FRA	FA Kart	Dan Holland Racing	11	10:07.836	11.948	54.020	11	83,169	13
14	259	Magnus Freck	DEN	Kosmic		11	10:08.067	12.179	53.951	10	83,276	14
15	319	Martin Andersen	DEN	Kosmic	PB Kart Race	11	10:08.584	12.696	53.953	11	83,272	15
16	232	Harry Drysdale	GBR	Tonykart	HD Racing	11	10:08.976	13.088	53.954	11	83,271	16
17	339	Yaro Deckers	BEL	Tonykart	MD Trucks	11	10:13.151	17.263	54.072	11	83,089	17
18	336	Matthieu Badet	FRA	FA Kart	RM Concept	11	10:13.720	17.832	54.239	9	82,833	18
19	298	Robin Puettmann	GER	Intrepid	MPR Racing	11	10:15.524	19.636	54.493	8	82,447	19
20	225	Alex Engblom	SWE	Tonykart	Sodakart	11	10:16.814	20.926	54.189	9	82,910	20
21	230	David Agerstig	SWE	Sodi	Nivo Karting	11	10:17.887	21.999	54.373	9	82,629	21
22	282	Aleksander Bosak	POL	Alonso	Dan Holland Racing	11	10:18.110	22.222	54.541	7	82,375	22
23	346	Mike Joossens	NED	Topkart	Slangen Karting	11	10:26.476	30.588	53.770	10	83,556	23
24	313	Erik Stillman	SWE	Sodi	Wallberg Motorsport	5	5:10.624	6 Laps	54.631	4	82,239	24
25	330	Kristoffer Johansson	DEN	MacMinarelli	Teckart Racing	4	4:16.500	7 Laps	56.459	3	79,576	25
26	216	Niki Laa	AUT	Birel	Kalman Motorsport	1	1:04.954	10 Laps	1:03.635	1	70,603	26
27	238	Katerina Zurkova	CZE	MS Kart	MS Kart Racing Team		0.689	11 Laps		0	-	27
Not classified												
DNS	287	Kevin Kemmling	GER	M-Tec	Kartschmie.de			DNS		0	-	29

Announcements

These results are provisional until the conclusion of any judicial and technical matters
 Started: 27 Classified: 27 Not classified: 0

Margin of Victory	Ø km/h	Best Lap Tm	km/h	Best Lap by
0.402	82,936	53.320	84,261	249 - Sean Babington

Timekeeping Ingrid and Meik Wagner:  Clerk of the course Nigel Edwards: www.mylaps.com
 Steward (Chairman) Olivier Steveny: Chief Scrutineer Paul Klaassen: Licensed to: Motorsport Events
 Printed: 30.07.2011 15:06:31 posted at: h



Rotax Euro Challenge Thy Karting/Denmark

Rotax Seniors

Thy Karting / Denmark 1,248 Km

RACE 13 Qualifying Heat 7 B-E

30.07.2011 14:50

Race (11 Laps) started at 14:54:40

Lap	Lap Tm	Diff	Time of Day
(202) Edward Brand			
1	55.533	+2.121	14:55:36.452
2	55.928	+2.516	14:56:32.380
3	54.819	+1.407	14:57:27.199
4	54.116	+0.704	14:58:21.315
5	53.983	+0.571	14:59:15.298
6	53.782	+0.370	15:00:09.080
7	53.743	+0.331	15:01:02.823
8	53.542	+0.130	15:01:56.365
9	53.533	+0.121	15:02:49.898
10	53.497	+0.085	15:03:43.395
11	53.412		15:04:36.807

(249) Sean Babington			
1	55.931	+2.611	14:55:36.994
2	55.568	+2.248	14:56:32.662
3	55.328	+2.008	14:57:27.890
4	53.979	+0.659	14:58:21.869
5	53.951	+0.631	14:59:15.820
6	53.728	+0.408	15:00:09.548
7	53.594	+0.274	15:01:03.142
8	53.636	+0.316	15:01:56.778
9	53.584	+0.264	15:02:50.362
10	53.527	+0.207	15:03:43.889
11	53.320		15:04:37.209

(253) Niklas Dall Knudsen			
1	56.341	+2.542	14:55:37.409
2	55.442	+1.643	14:56:32.851
3	54.930	+1.131	14:57:27.781
4	54.466	+0.667	14:58:22.247
5	53.957	+0.158	14:59:16.204
6	54.019	+0.220	15:00:10.223
7	53.832	+0.033	15:01:04.055
8	53.818	+0.019	15:01:57.873
9	53.870	+0.071	15:02:51.743
10	53.905	+0.106	15:03:45.648
11	53.799		15:04:39.447

(207) Berry Torenvliet			
1	56.665	+3.056	14:55:37.848
2	55.420	+1.811	14:56:33.268
3	55.386	+1.777	14:57:28.654
4	54.250	+0.641	14:58:22.904
5	54.067	+0.458	14:59:16.971
6	53.894	+0.285	15:00:10.865
7	54.022	+0.413	15:01:04.887
8	53.775	+0.166	15:01:58.662
9	53.733	+0.124	15:02:52.395
10	53.667	+0.058	15:03:46.062
11	53.609		15:04:39.671

(203) Mats Van Den Brand			
1	55.717	+2.130	14:55:36.713
2	56.015	+2.428	14:56:32.728
3	55.731	+2.144	14:57:28.459
4	54.224	+0.637	14:58:22.683
5	54.087	+0.500	14:59:16.770
6	53.807	+0.220	15:00:10.577
7	54.476	+0.889	15:01:05.053
8	53.803	+0.216	15:01:58.856
9	53.696	+0.109	15:02:52.552
10	53.816	+0.229	15:03:46.368
11	53.587		15:04:39.955

Lap	Lap Tm	Diff	Time of Day
(304) Charlie Eastwood			
1	57.337	+3.614	14:55:38.316
2	55.209	+1.486	14:56:33.525
3	55.511	+1.788	14:57:29.036
4	54.303	+0.580	14:58:23.339
5	53.933	+0.210	14:59:17.272
6	53.984	+0.261	15:00:11.256
7	53.928	+0.205	15:01:05.184
8	53.888	+0.165	15:01:59.072
9	53.757	+0.034	15:02:52.829
10	53.723		15:03:46.552
11	53.727	+0.004	15:04:40.279

(268) Christian Rahbek			
1	56.100	+2.620	14:55:37.243
2	55.820	+2.340	14:56:33.063
3	56.059	+2.579	14:57:29.122
4	54.767	+1.287	14:58:23.889
5	54.440	+0.960	14:59:18.329
6	53.909	+0.429	15:00:12.238
7	53.910	+0.430	15:01:06.148
8	53.645	+0.165	15:01:59.793
9	53.680	+0.200	15:02:53.473
10	53.666	+0.186	15:03:47.139
11	53.480		15:04:40.619

(236) Ludvig Morin			
1	57.516	+3.599	14:55:39.024
2	55.058	+1.141	14:56:34.082
3	55.105	+1.188	14:57:29.187
4	54.546	+0.629	14:58:23.733
5	54.992	+1.075	14:59:18.725
6	54.011	+0.094	15:00:12.736
7	54.150	+0.233	15:01:06.886
8	53.939	+0.022	15:02:00.825
9	53.931	+0.014	15:02:54.756
10	53.935	+0.018	15:03:48.691
11	53.917		15:04:42.608

(310) Lewis Plato			
1	59.160	+5.644	14:55:40.492
2	54.792	+1.276	14:56:35.284
3	55.414	+1.898	14:57:30.698
4	55.215	+1.699	14:58:25.913
5	54.839	+1.323	14:59:20.752
6	54.063	+0.547	15:00:14.815
7	53.679	+0.163	15:01:08.494
8	53.658	+0.142	15:02:02.152
9	53.516		15:02:55.668
10	53.607	+0.091	15:03:49.275
11	53.540	+0.024	15:04:42.815

(227) Evangelos Gavalas			
1	58.304	+4.421	14:55:39.612
2	54.942	+1.059	14:56:34.554
3	54.969	+1.086	14:57:29.523
4	54.608	+0.725	14:58:24.131
5	56.579	+2.696	14:59:20.710
6	54.605	+0.722	15:00:15.315
7	53.964	+0.081	15:01:09.279
8	53.973	+0.090	15:02:03.252
9	53.883		15:02:57.135
10	54.228	+0.345	15:03:51.363
11	53.908	+0.025	15:04:45.271

(247) Ramon Rietveld			
-----------------------------	--	--	--

(324) Pedro Paixao			
1	58.751	+4.651	14:55:41.223
2	54.966	+0.866	14:56:36.189
3	54.895	+0.795	14:57:31.084
4	55.769	+1.669	14:58:26.853
5	55.073	+0.973	14:59:21.926
6	54.771	+0.671	15:00:16.697
7	54.100		15:01:10.797
8	54.201	+0.101	15:02:04.998
9	54.137	+0.037	15:02:59.135
10	54.174	+0.074	15:03:53.309
11	54.256	+0.156	15:04:47.565

(208) Antoine Barthon			
1	57.018	+2.998	14:55:38.699
2	55.656	+1.636	14:56:34.355
3	56.271	+2.251	14:57:30.626
4	55.927	+1.907	14:58:26.553
5	55.606	+1.586	14:59:22.159
6	55.150	+1.130	15:00:17.309
7	54.443	+0.423	15:01:11.752
8	54.712	+0.692	15:02:06.464
9	54.213	+0.193	15:03:00.677
10	54.058	+0.038	15:03:54.735
11	54.020		15:04:48.755

(259) Magnus Freck			
1	1:03.526	+9.575	14:55:45.321
2	55.492	+1.541	14:56:40.813
3	54.567	+0.616	14:57:35.380
4	54.522	+0.571	14:58:29.902
5	54.357	+0.406	14:59:24.259
6	54.471	+0.520	15:00:18.730
7	54.200	+0.249	15:01:12.930
8	54.170	+0.219	15:02:07.100
9	53.970	+0.019	15:03:01.070
10	53.951		15:03:55.021
11	53.965	+0.014	15:04:48.986

(319) Martin Andersen			
1	1:01.382	+7.429	14:55:44.123
2	55.170	+1.217	14:56:39.293
3	55.068	+1.115	14:57:34.361
4	54.797	+0.844	14:58:29.158
5	54.593	+0.640	14:59:23.751
6	54.527	+0.574	15:00:18.278
7	54.345	+0.392	15:01:12.623
8	54.230	+0.277	15:02:06.853
9	54.092	+0.139	15:03:00.945
10	54.605	+0.652	15:03:55.550
11	53.953		15:04:49.503

(232) Harry Drysdale			
1	1:01.201	+7.247	14:55:43.555



Rotax Euro Challenge Thy Karting/Denmark

Rotax Seniors

Thy Karting / Denmark 1,248 Km

RACE 13 Qualifying Heat 7 B-E

30.07.2011 14:50

Race (11 Laps) started at 14:54:40

Lap	Lap Tm	Diff	Time of Day
2	55.384	+1.430	14:56:38.939
3	55.198	+1.244	14:57:34.137
4	55.227	+1.273	14:58:29.364
5	54.732	+0.778	14:59:24.096
6	54.465	+0.511	15:00:18.561
7	54.732	+0.778	15:01:13.293
8	54.280	+0.326	15:02:07.573
9	54.132	+0.178	15:03:01.705
10	54.236	+0.282	15:03:55.941
11	53.954		15:04:49.895

(339) Yaro Deckers

1	1:04.293	+10.221	14:55:45.794
2	56.931	+2.859	14:56:42.725
3	54.780	+0.708	14:57:37.505
4	54.611	+0.539	14:58:32.116
5	54.807	+0.735	14:59:26.823
6	55.677	+1.605	15:00:22.600
7	54.421	+0.349	15:01:17.021
8	54.276	+0.204	15:02:11.297
9	54.198	+0.126	15:03:05.495
10	54.503	+0.431	15:03:59.998
11	54.072		15:04:54.070

(336) Matthieu Badet

1	1:03.475	+9.236	14:55:44.897
2	56.658	+2.419	14:56:41.555
3	55.365	+1.126	14:57:36.920
4	55.027	+0.788	14:58:31.947
5	54.885	+0.646	14:59:26.832
6	55.698	+1.459	15:00:22.530
7	54.350	+0.111	15:01:16.880
8	54.294	+0.055	15:02:11.174
9	54.239		15:03:05.413
10	54.870	+0.631	15:04:00.283
11	54.356	+0.117	15:04:54.639

(298) Robin Puettmann

1	1:02.891	+8.398	14:55:45.726
2	57.386	+2.893	14:56:43.112
3	55.381	+0.888	14:57:38.493
4	55.113	+0.620	14:58:33.606
5	55.038	+0.545	14:59:28.644
6	54.897	+0.404	15:00:23.541
7	54.616	+0.123	15:01:18.157
8	54.493		15:02:12.650
9	54.597	+0.104	15:03:07.247
10	54.505	+0.012	15:04:01.752
11	54.691	+0.198	15:04:56.443

(225) Alex Engblom

1	1:08.439	+14.250	14:55:50.444
2	55.538	+1.349	14:56:45.982
3	54.835	+0.646	14:57:40.817
4	54.579	+0.390	14:58:35.396
5	55.104	+0.915	14:59:30.500
6	54.893	+0.704	15:00:25.393
7	54.488	+0.299	15:01:19.881
8	54.377	+0.188	15:02:14.258
9	54.189		15:03:08.447
10	54.630	+0.441	15:04:03.077
11	54.656	+0.467	15:04:57.733

(230) David Agerstig

1	1:07.486	+13.113	14:55:49.246
2	55.482	+1.109	14:56:44.728

Lap	Lap Tm	Diff	Time of Day
3	54.936	+0.563	14:57:39.664
4	55.171	+0.798	14:58:34.835
5	55.930	+1.557	14:59:30.765
6	54.895	+0.522	15:00:25.660
7	54.614	+0.241	15:01:20.274
8	54.687	+0.314	15:02:14.961
9	54.373		15:03:09.334
10	54.571	+0.198	15:04:03.905
11	54.901	+0.528	15:04:58.806

(282) Aleksander Bosak

1	1:02.311	+7.770	14:55:46.191
2	57.200	+2.659	14:56:43.391
3	55.678	+1.137	14:57:39.069
4	55.116	+0.575	14:58:34.185
5	54.975	+0.434	14:59:29.160
6	54.915	+0.374	15:00:24.075
7	54.541		15:01:18.616
8	54.760	+0.219	15:02:13.376
9	54.730	+0.189	15:03:08.106
10	54.797	+0.256	15:04:02.903
11	56.126	+1.585	15:04:59.029

(346) Mike Joossens

1	58.438	+4.668	14:55:40.299
2	54.753	+0.983	14:56:35.052
3	55.189	+1.419	14:57:30.241
4	54.258	+0.488	14:58:24.499
5	56.803	+3.033	14:59:21.302
6	55.084	+1.314	15:00:16.386
7	1:15.231	+21.461	15:01:31.617
8	54.135	+0.365	15:02:25.752
9	53.991	+0.221	15:03:19.743
10	53.770		15:04:13.513
11	53.882	+0.112	15:05:07.395

(313) Erik Stillman

1	1:06.291	+11.660	14:55:48.622
2	1:18.164	+23.533	14:57:06.786
3	55.331	+0.700	14:58:02.117
4	54.631		14:58:56.748
5	54.795	+0.164	14:59:51.543

(330) Kristoffer Johansson

1	1:23.495	+27.036	14:56:07.495
2	56.898	+0.439	14:57:04.393
3	56.459		14:58:00.852
4	56.567	+0.108	14:58:57.419

(216) Niki Laa

1	1:03.635		14:55:45.873
---	-----------------	--	--------------





Rotax Euro Challenge Thy Karting/Denmark

Rotax Seniors

Thy Karting / Denmark 1,248 Km

RACE 14 Qualifying Heat 8 A-D

30.07.2011 15:10

Race (11 Laps) started at 15:12:18

Pos	No.	Name	Nat.	Chassis	Race Team	Laps	Total Tm	Diff	Best Tm	In Lap	km/h	Points
1	312	Ben Cooper	GBR	Birel	Kalman Motorsport	11	9:58.488		53.766	11	83,562	0
2	215	Karol Dabski	POL	Intrepid	Uniq Racing	11	9:59.232	0.744	53.843	9	83,443	2
3	209	Ferenc Kancsar	AUT	Intrepid	Intrepid Force Rotax	11	9:59.518	1.030	53.743	7	83,598	3
4	222	Nicolai Nielsen	DEN	Tonykart	RS Competition	11	10:00.249	1.761	53.771	11	83,554	4
5	267	Michael Markussen	DEN	Tonykart	RS Competition	11	10:00.691	2.203	53.722	10	83,631	5
6	244	Christian Sorensen	DEN	First Kart	First Kart s.r.l	11	10:01.096	2.608	53.688	8	83,684	6
7	273	Glen Van Droogenbroeck	BEL	Kosmic	Inkartad	11	10:01.753	3.265	53.715	11	83,641	7
8	334	Mads Thomsen	DEN	RK Kart	HL Kart Racing DK	11	10:02.569	4.081	53.976	8	83,237	8
9	242	Jules Cousin	FRA	FA Kart	DSS Kart	11	10:02.908	4.420	53.841	11	83,446	9
10	341	Nicolas Claes	BEL	Gillard	DFK by PDB	11	10:04.898	6.410	53.950	11	83,277	10
11	329	Thomas Smith	DEN	Kosmic	DMT Racing.DK	11	10:06.468	7.980	53.934	11	83,302	11
12	221	Vladislav Kurakin	RUS	MS Kart	MS Kart Racing Team	11	10:07.124	8.636	54.085	7	83,069	12
13	217	Benjamin Karlog	DEN	FA Kart	Team Karlog	11	10:07.423	8.935	53.992	7	83,212	13
14	294	Jacob Kallestrup	DEN	Bremer Kart	RBR Kart Team	11	10:07.777	9.289	53.988	8	83,218	14
15	226	Aavo Talvar	EST	Intrepid	Team TKP	11	10:07.933	9.445	53.847	8	83,436	15
16	228	Sandor Jakab	SVK	Birel	Kalman Motorsport	11	10:08.103	9.615	54.073	11	83,088	16
17	241	Michael Cool	BEL	Tonykart	Bouvin Power	11	10:08.643	10.155	54.170	7	82,939	17
18	347	Philip Olesen	DEN	Intrepid	Kart Racer	11	10:08.763	10.275	54.013	8	83,180	18
19	345	Luke Chudleigh	CAN	CRG	Prime	11	10:09.588	11.100	54.130	11	83,000	19
20	343	Santeri Varis	FIN	Parolin	Formula K Belgium	11	10:10.052	11.564	54.083	11	83,072	20
21	333	Nicki Pedersen	DEN	Kosmic	PB Kart Race	11	10:10.438	11.950	54.019	10	83,171	21
22	340	Tasmin Pepper	RSA	Birel	Kalman Motorsport	11	10:10.625	12.137	53.886	7	83,376	22
23	235	Jonas Fors	SWE	Tonykart	Sodakart SE	11	10:10.725	12.237	54.036	10	83,145	23
24	342	Antti Ollikainen	FIN	RK Kart	SpeedFun	11	10:11.199	12.711	54.109	11	83,032	24
25	327	Brian Larsen	DEN	RK Kart	HL Kart Racing DK	11	10:12.517	14.029	54.319	9	82,711	25
26	328	Nanna Gotsche	DEN	MacMinarelli	Teckart Racing	11	10:16.223	17.735	54.559	8	82,348	26
27	338	Jonathan Johansson	SWE	Gillard	PDB Racing Sweden	8	7:46.277	3 Laps	54.161	7	82,953	27

Not classified

DNS	311	Stephen Tyldsley	GBR	Gillard	Armored UK			DNS		0	-	29
-----	-----	------------------	-----	---------	------------	--	--	-----	--	---	---	----

Announcements

These results are provisional until the conclusion of any judicial and technical matters

No. 340 time penalty 3 sec. / reason leaving corridor

Started: 27 Classified: 27 Not classified: 0

Margin of Victory	Ø km/h	Best Lap Tm	km/h	Best Lap by
0.744	82,576	53.688	83,684	244 - Christian Sorensen

Official Timing www.motorsport-events.se / www.camp-company.de

Orbits

Timekeeping Ingrid and Meik Wagner:

Clerk of the course Nigel Edwards:

www.mylaps.com

Steward (Chairman) Olivier Steveny:

Chief Scrutineer Paul Klaassen:

Licensed to: Motorsport Events

Printed: 30.07.2011 15:25:04

posted at:

h



Rotax Euro Challenge Thy Karting/Denmark

Rotax Seniors

Thy Karting / Denmark 1,248 Km

RACE 14 Qualifying Heat 8 A-D

30.07.2011 15:10

Race (11 Laps) started at 15:12:18

Lap	Lap Tm	Diff	Time of Day
(312) Ben Cooper			
1	55.575	+1.809	15:13:13.703
2	55.548	+1.782	15:14:09.251
3	55.283	+1.517	15:15:04.534
4	54.424	+0.658	15:15:58.958
5	54.216	+0.450	15:16:53.174
6	53.993	+0.227	15:17:47.167
7	53.955	+0.189	15:18:41.122
8	53.848	+0.082	15:19:34.970
9	54.053	+0.287	15:20:29.023
10	53.827	+0.061	15:21:22.850
11	53.766		15:22:16.616

(215) Karol Dabski			
1	55.835	+1.992	15:13:14.044
2	55.546	+1.703	15:14:09.590
3	55.286	+1.443	15:15:04.876
4	54.506	+0.663	15:15:59.382
5	54.205	+0.362	15:16:53.587
6	54.062	+0.219	15:17:47.649
7	53.940	+0.097	15:18:41.589
8	53.916	+0.073	15:19:35.505
9	53.843		15:20:29.348
10	53.873	+0.030	15:21:23.221
11	54.139	+0.296	15:22:17.360

(209) Ferenc Kancsar			
1	57.148	+3.405	15:13:15.608
2	55.194	+1.451	15:14:10.802
3	54.877	+1.134	15:15:05.679
4	54.392	+0.649	15:16:00.071
5	54.154	+0.411	15:16:54.225
6	53.851	+0.108	15:17:48.076
7	53.743		15:18:41.819
8	53.840	+0.097	15:19:35.659
9	54.001	+0.258	15:20:29.660
10	53.756	+0.013	15:21:23.416
11	54.230	+0.487	15:22:17.646

(222) Nicolai Nielsen			
1	57.267	+3.496	15:13:15.803
2	55.293	+1.522	15:14:11.096
3	54.919	+1.148	15:15:06.015
4	54.458	+0.687	15:16:00.473
5	54.330	+0.559	15:16:54.803
6	54.128	+0.357	15:17:48.931
7	53.966	+0.195	15:18:42.897
8	53.864	+0.093	15:19:36.761
9	53.963	+0.192	15:20:30.724
10	53.882	+0.111	15:21:24.606
11	53.771		15:22:18.377

(267) Michael Markussen			
1	57.492	+3.770	15:13:15.982
2	55.692	+1.970	15:14:11.674
3	54.827	+1.105	15:15:06.501
4	54.327	+0.605	15:16:00.828
5	54.176	+0.454	15:16:55.004
6	54.310	+0.588	15:17:49.314
7	53.885	+0.163	15:18:43.199
8	53.812	+0.090	15:19:37.011
9	54.362	+0.640	15:20:31.373
10	53.722		15:21:25.095
11	53.724	+0.002	15:22:18.819

(244) Christian Sorensen			
1	57.547	+3.859	15:13:16.174
2	55.363	+1.675	15:14:11.537
3	55.428	+1.740	15:15:06.965
4	54.364	+0.676	15:16:01.329
5	54.206	+0.518	15:16:55.535
6	53.999	+0.311	15:17:49.534
7	54.111	+0.423	15:18:43.645
8	53.688		15:19:37.333
9	54.344	+0.656	15:20:31.677
10	53.794	+0.106	15:21:25.471
11	53.753	+0.065	15:22:19.224

(273) Glen Van Droogenbroeck			
1	58.026	+4.311	15:13:16.612
2	55.202	+1.487	15:14:11.814
3	54.957	+1.242	15:15:06.771
4	54.737	+1.022	15:16:01.508
5	54.365	+0.650	15:16:55.873
6	53.960	+0.245	15:17:49.833
7	54.244	+0.529	15:18:44.077
8	54.097	+0.382	15:19:38.174
9	54.213	+0.498	15:20:32.387
10	53.779	+0.064	15:21:26.166
11	53.715		15:22:19.881

(334) Mads Thomsen			
1	56.042	+2.066	15:13:14.335
2	55.414	+1.438	15:14:09.749
3	55.306	+1.330	15:15:05.055
4	54.783	+0.807	15:15:59.838
5	54.756	+0.780	15:16:54.594
6	54.539	+0.563	15:17:49.133
7	54.784	+0.808	15:18:43.917
8	53.976		15:19:37.893
9	54.717	+0.741	15:20:32.610
10	54.020	+0.044	15:21:26.630
11	54.067	+0.091	15:22:20.697

(242) Jules Cousin			
1	58.573	+4.732	15:13:17.298
2	55.259	+1.418	15:14:12.557
3	55.268	+1.427	15:15:07.825
4	54.504	+0.663	15:16:02.329
5	54.311	+0.470	15:16:56.640
6	54.156	+0.315	15:17:50.796
7	54.197	+0.356	15:18:44.993
8	53.967	+0.126	15:19:38.960
9	54.103	+0.262	15:20:33.063
10	54.132	+0.291	15:21:27.195
11	53.841		15:22:21.036

(341) Nicolas Claes			
1	59.135	+5.185	15:13:17.803
2	55.371	+1.421	15:14:13.174
3	55.873	+1.923	15:15:09.047
4	54.523	+0.573	15:16:03.570
5	55.124	+1.174	15:16:58.694
6	54.112	+0.162	15:17:52.806
7	54.035	+0.085	15:18:46.841
8	54.073	+0.123	15:19:40.914
9	54.013	+0.063	15:20:34.927
10	54.149	+0.199	15:21:29.076
11	53.950		15:22:23.026

(329) Thomas Smith			
1	59.135	+5.185	15:13:17.803
2	55.371	+1.421	15:14:13.174
3	55.873	+1.923	15:15:09.047
4	54.523	+0.573	15:16:03.570
5	55.124	+1.174	15:16:58.694
6	54.112	+0.162	15:17:52.806
7	54.035	+0.085	15:18:46.841
8	54.073	+0.123	15:19:40.914
9	54.013	+0.063	15:20:34.927
10	54.149	+0.199	15:21:29.076
11	53.950		15:22:23.026

(221) Vladislav Kurakin			
1	58.565	+4.631	15:13:17.494
2	55.237	+1.303	15:14:12.731
3	56.539	+2.605	15:15:09.270
4	55.409	+1.475	15:16:04.679
5	54.824	+0.890	15:16:59.503
6	54.043	+0.109	15:17:53.546
7	54.029	+0.095	15:18:47.575
8	53.949	+0.015	15:19:41.524
9	54.650	+0.716	15:20:36.174
10	54.488	+0.554	15:21:30.662
11	53.934		15:22:24.596

(217) Benjamin Karlog			
1	57.945	+3.860	15:13:17.116
2	55.188	+1.103	15:14:12.304
3	56.169	+2.084	15:15:08.473
4	54.498	+0.413	15:16:02.971
5	55.985	+1.900	15:16:58.956
6	54.185	+0.100	15:17:53.141
7	54.085		15:18:47.226
8	54.146	+0.061	15:19:41.372
9	54.967	+0.882	15:20:36.339
10	54.552	+0.467	15:21:30.891
11	54.361	+0.276	15:22:25.252

(217) Benjamin Karlog			
1	59.666	+5.674	15:13:18.682
2	55.306	+1.314	15:14:13.988
3	55.618	+1.626	15:15:09.606
4	54.625	+0.633	15:16:04.231
5	55.529	+1.537	15:16:59.760
6	54.013	+0.021	15:17:53.773
7	53.992		15:18:47.765
8	53.992		15:19:41.757
9	54.795	+0.803	15:20:36.552
10	54.409	+0.417	15:21:30.961
11	54.590	+0.598	15:22:25.551

(294) Jacob Kallestrup			
1	1:01.263	+7.275	15:13:20.713
2	55.558	+1.570	15:14:16.271
3	54.891	+0.903	15:15:11.162
4	54.753	+0.765	15:16:05.915
5	54.563	+0.575	15:17:00.478
6	54.378	+0.390	15:17:54.856
7	54.033	+0.045	15:18:48.889
8	53.988		15:19:42.877
9	54.252	+0.264	15:20:37.129
10	54.403	+0.415	15:21:31.532
11	54.373	+0.385	15:22:25.905

(226) Aavo Talvar			
1	59.583	+5.736	15:13:17.968
2	55.613	+1.766	15:14:13.581
3	55.771	+1.924	15:15:09.352
4	54.514	+0.667	15:16:03.866
5	56.412	+2.565	15:17:00.278
6	54.134	+0.287	15:17:54.412
7	54.091	+0.244	15:18:48.503
8	53.847		15:19:42.350
9	54.522	+0.675	15:20:36.872
10	54.519	+0.672	15:21:31.391
11	54.670	+0.823	15:22:26.061

(228) Sandor Jakab			
1	59.878	+5.805	15:13:19.173





Rotax Euro Challenge Thy Karting/Denmark

Rotax Seniors

Thy Karting / Denmark 1,248 Km

RACE 14 Qualifying Heat 8 A-D

30.07.2011 15:10

Race (11 Laps) started at 15:12:18

Lap	Lap Tm	Diff	Time of Day
2	55.267	+1.194	15:14:14.440
3	55.366	+1.293	15:15:09.806
4	56.403	+2.330	15:16:06.209
5	54.520	+0.447	15:17:00.729
6	54.723	+0.650	15:17:55.452
7	54.161	+0.088	15:18:49.613
8	54.220	+0.147	15:19:43.833
9	54.119	+0.046	15:20:37.952
10	54.206	+0.133	15:21:32.158
11	54.073		15:22:26.231

(241) Michael Cool

1	1:00.289	+6.119	15:13:20.019
2	55.511	+1.341	15:14:15.530
3	54.960	+0.790	15:15:10.490
4	54.740	+0.570	15:16:05.230
5	55.143	+0.973	15:17:00.373
6	54.902	+0.732	15:17:55.275
7	54.170		15:18:49.445
8	54.187	+0.017	15:19:43.632
9	54.174	+0.004	15:20:37.806
10	54.680	+0.510	15:21:32.486
11	54.285	+0.115	15:22:26.771

(347) Philip Olesen

1	1:00.419	+6.406	15:13:19.909
2	56.028	+2.015	15:14:15.937
3	54.837	+0.824	15:15:10.774
4	54.609	+0.596	15:16:05.383
5	55.277	+1.264	15:17:00.660
6	55.798	+1.785	15:17:56.458
7	54.138	+0.125	15:18:50.596
8	54.013		15:19:44.609
9	54.119	+0.106	15:20:38.728
10	54.087	+0.074	15:21:32.815
11	54.076	+0.063	15:22:26.891

(345) Luke Chudleigh

1	1:01.208	+7.078	15:13:20.811
2	56.541	+2.411	15:14:17.352
3	54.842	+0.712	15:15:12.194
4	54.654	+0.524	15:16:06.848
5	54.509	+0.379	15:17:01.357
6	55.370	+1.240	15:17:56.727
7	54.137	+0.007	15:18:50.864
8	54.166	+0.036	15:19:45.030
9	54.344	+0.214	15:20:39.374
10	54.212	+0.082	15:21:33.586
11	54.130		15:22:27.716

(343) Santeri Varis

1	1:01.667	+7.584	15:13:21.359
2	56.651	+2.568	15:14:18.010
3	54.794	+0.711	15:15:12.804
4	54.534	+0.451	15:16:07.338
5	54.506	+0.423	15:17:01.844
6	55.366	+1.283	15:17:57.210
7	54.211	+0.128	15:18:51.421
8	54.359	+0.276	15:19:45.780
9	54.199	+0.116	15:20:39.979
10	54.118	+0.035	15:21:34.097
11	54.083		15:22:28.180

(333) Nicki Pedersen

1	1:02.182	+8.163	15:13:20.974
2	58.169	+4.150	15:14:19.143

Lap	Lap Tm	Diff	Time of Day
3	54.869	+0.850	15:15:14.012
4	54.673	+0.654	15:16:08.685
5	54.319	+0.300	15:17:03.004
6	54.716	+0.697	15:17:57.720
7	54.211	+0.192	15:18:51.931
8	54.319	+0.300	15:19:46.250
9	54.097	+0.078	15:20:40.347
10	54.019		15:21:34.366
11	54.200	+0.181	15:22:28.566

(340) Tasmin Pepper

1	59.807	+5.921	15:13:19.047
2	55.835	+1.949	15:14:14.882
3	55.201	+1.315	15:15:10.083
4	54.904	+1.018	15:16:04.987
5	54.885	+0.999	15:16:59.872
6	54.373	+0.487	15:17:54.245
7	53.886		15:18:48.131
8	53.963	+0.077	15:19:42.094
9	54.584	+0.698	15:20:36.678
10	54.600	+0.714	15:21:31.278
11	54.475	+0.589	15:22:25.753

(235) Jonas Fors

1	1:01.617	+7.581	15:13:21.498
2	56.738	+2.702	15:14:18.236
3	54.893	+0.857	15:15:13.129
4	54.744	+0.708	15:16:07.873
5	54.318	+0.282	15:17:02.191
6	55.458	+1.422	15:17:57.649
7	54.533	+0.497	15:18:52.182
8	54.275	+0.239	15:19:46.457
9	54.298	+0.262	15:20:40.755
10	54.036		15:21:34.791
11	54.062	+0.026	15:22:28.853

(342) Antti Ollikainen

1	1:01.519	+7.410	15:13:20.899
2	56.833	+2.724	15:14:17.732
3	54.801	+0.692	15:15:12.533
4	54.540	+0.431	15:16:07.073
5	54.454	+0.345	15:17:01.527
6	55.350	+1.241	15:17:56.877
7	54.176	+0.067	15:18:51.053
8	55.652	+1.543	15:19:46.705
9	54.289	+0.180	15:20:40.994
10	54.224	+0.115	15:21:35.218
11	54.109		15:22:29.327

(327) Brian Larsen

1	1:01.817	+7.498	15:13:21.982
2	57.429	+3.110	15:14:19.411
3	54.992	+0.673	15:15:14.403
4	54.676	+0.357	15:16:09.079
5	54.592	+0.273	15:17:03.671
6	54.543	+0.224	15:17:58.214
7	54.802	+0.483	15:18:53.016
8	54.388	+0.069	15:19:47.404
9	54.319		15:20:41.723
10	54.510	+0.191	15:21:36.233
11	54.412	+0.093	15:22:30.645

(328) Nanna Gotsche

1	1:01.713	+7.154	15:13:21.684
2	58.055	+3.496	15:14:19.739
3	55.602	+1.043	15:15:15.341

Lap	Lap Tm	Diff	Time of Day
4	55.043	+0.484	15:16:10.384
5	54.966	+0.407	15:17:05.350
6	55.037	+0.478	15:18:00.387
7	54.980	+0.421	15:18:55.367
8	54.559		15:19:49.926
9	54.707	+0.148	15:20:44.633
10	54.879	+0.320	15:21:39.512
11	54.839	+0.280	15:22:34.351

(338) Jonathan Johansson

1	1:01.404	+7.243	15:13:20.925
2	56.046	+1.885	15:14:16.971
3	54.778	+0.617	15:15:11.749
4	54.735	+0.574	15:16:06.484
5	54.455	+0.294	15:17:00.939
6	55.106	+0.945	15:17:56.045
7	54.161		15:18:50.206
8	1:14.199	+20.038	15:20:04.405





Rotax Euro Challenge Thy Karting/Denmark

Rotax Seniors

Thy Karting / Denmark 1,248 Km

RACE 17 Qualifying Heat 9 C-E -NEW-

30.07.2011 16:30

Race (11 Laps) started at 16:32:22

Pos	No.	Name	Nat.	Chassis	Race Team	Laps	Total Tm	Diff	Best Tm	In Lap	km/h	Points
1	254	Kasper H Jensen	DEN	Kosmic	PB Kart Race	11	9:58.230		53.656	11	83,733	0
2	305	Shaun Slavin	GBR	Formula K	Formula K Holland	11	10:00.962	2.732	53.669	9	83,713	2
3	304	Charlie Eastwood	GBR	Kosmic	Paul Carr Racing	11	10:01.864	3.634	53.820	10	83,478	3
4	211	Ross Wylie	GBR	Alonso	Dan Holland Racing	11	10:02.082	3.852	53.802	10	83,506	4
5	207	Berry Torenvliet	NED	Tonykart	Strawberry Racing	11	10:02.707	4.477	53.775	10	83,548	5
6	253	Niklas Dall Knudsen	DEN	Tonykart	RS Competition	11	10:03.325	5.095	53.840	10	83,447	6
7	227	Evangelos Gavalas	GRE	Birel	Kalman Motorsport	11	10:04.072	5.842	53.880	10	83,385	7
8	239	Jiri Forman	CZE	MS Kart	MS Kart Racing Team	11	10:05.341	7.111	53.826	10	83,469	8
9	219	Andreas Backman	SWE	Tonykart	Strawberry Racing	11	10:06.370	8.140	54.001	9	83,198	9
10	238	Katerina Zurkova	CZE	MS Kart	MS Kart Racing Team	11	10:07.253	9.023	54.042	10	83,135	10
11	326	Mathias Smith	DEN	Kosmic	DMT Racing.DK	11	10:08.397	10.167	53.812	11	83,491	11
12	319	Martin Andersen	DEN	Kosmic	PB Kart Race	11	10:09.832	11.602	54.414	11	82,567	12
13	216	Niki Laa	AUT	Birel	Kalman Motorsport	11	10:09.966	11.736	54.393	11	82,599	13
14	286	Julian Kleinwort	GER	M-Tec	Kartschmie.de	11	10:10.288	12.058	54.124	9	83,009	14
15	247	Ramon Rietveld	NED	Gillard	VZ Racing	11	10:11.969	13.739	54.141	9	82,983	15
16	225	Alex Engblom	SWE	Tonykart	Sodakart	11	10:14.108	15.878	54.177	7	82,928	16
17	230	David Agerstig	SWE	Sodi	Nivo Karting	11	10:14.131	15.901	54.512	9	82,419	17
18	298	Robin Puettmann	GER	Intrepid	MPR Racing	11	10:15.167	16.937	54.590	10	82,301	18
19	344	Renata Stodulkova	CZE	MS Kart	Gregor Racing	11	10:17.316	19.086	54.869	7	81,882	19
20	283	Sandra Andersson	SWE	Energy	Energy Team Sweden	11	10:18.411	20.181	54.738	9	82,078	20
21	284	Artur Janosz	POL	Intrepid	Uniq Racing	11	10:21.516	23.286	54.496	10	82,443	21
22	339	Yaro Deckers	BEL	Tonykart	MD Trucks	11	10:21.592	23.362	54.145	9	82,977	22
23	336	Matthieu Badet	FRA	FA Kart	RM Concept	11	10:21.840	23.610	54.448	10	82,515	23
24	330	Kristoffer Johansson	DEN	MacMinarelli	Teckart Racing	11	10:23.712	25.482	55.347	8	81,175	24
25	337	Akio Morito	JPN	Intrepid	Intrepid Force Rotax	11	10:25.350	27.120	55.223	7	81,357	25
26	214	Barrie Pullinger	GBR	Tonykart	Strawberry Racing	10	10:26.394	1 Lap	54.295	10	82,748	26
27	292	Jose Pedro Faria	POR	Intrepid	OZ Racing Team	2	1:53.983	9 Laps	55.668	2	80,707	27
28	255	Stefan Riener	AUT	Intrepid	Intrepid Force Rotax	1	56.784	10 Laps	56.619	1	79,351	28

Announcements

These results are provisional until the conclusion of any judicial and technical matters

No. 225 time penalty 3 sec. / reason leaving corridor

Started: 28 Classified: 28 Not classified: 0

No. 339 time penalty 10 sec. / reason overtaking under yellow

Margin of Victory	Ø km/h	Best Lap Tm	km/h	Best Lap by
2.732	82,612	53.656	83,733	254 - Kasper H Jensen

Official Timing www.motorsport-events.se / www.camp-company.de

Orbits

Timekeeping Ingrid and Meik Wagner:

Clerk of the course Nigel Edwards:

www.mylaps.com

Steward (Chairman) Olivier Steveny:

Chief Scrutineer Paul Klaassen:

Licensed to: Motorsport Events

Printed: 30.07.2011 19:29:11

posted at:

h



Rotax Euro Challenge Thy Karting/Denmark

Rotax Seniors Thy Karting / Denmark 1,248 Km

RACE 17 Qualifying Heat 9 C-E 30.07.2011 16:30

Race (11 Laps) started at 16:32:22

Lap	Lap Tm	Diff	Time of Day	Lap	Lap Tm	Diff	Time of Day	Lap	Lap Tm	Diff	Time of Day
(254) Kasper H Jensen				(253) Niklas Dall Knudsen				(191) Martin Andersen			
1	55.534	+1.878	16:33:18.189	1	58.479	+4.639	16:33:21.260	1	1:00.540	+6.728	16:33:24.013
2	55.541	+1.885	16:34:13.730	2	55.624	+1.784	16:34:16.884	2	56.645	+2.833	16:34:20.658
3	55.184	+1.528	16:35:08.914	3	55.369	+1.529	16:35:12.253	3	55.366	+1.554	16:35:16.024
4	54.654	+0.998	16:36:03.568	4	54.703	+0.863	16:36:06.956	4	55.240	+1.428	16:36:11.264
5	54.374	+0.718	16:36:57.942	5	54.346	+0.506	16:37:01.302	5	54.886	+1.074	16:37:06.150
6	54.136	+0.480	16:37:52.078	6	54.223	+0.383	16:37:55.525	6	54.099	+0.287	16:38:00.249
7	53.912	+0.256	16:38:45.990	7	54.184	+0.344	16:38:49.709	7	53.965	+0.153	16:38:54.214
8	53.789	+0.133	16:39:39.779	8	54.446	+0.606	16:39:44.155	8	54.796	+0.984	16:39:49.010
9	53.749	+0.093	16:40:33.528	9	53.971	+0.131	16:40:38.126	9	54.045	+0.233	16:40:43.055
10	53.701	+0.045	16:41:27.229	10	53.840		16:41:31.966	10	54.185	+0.373	16:41:37.240
11	53.656		16:42:20.885	11	54.014	+0.174	16:42:25.980	11	53.812		16:42:31.052
(305) Shaun Slavin				(227) Evangelos Gavalas				(199) Niki Laa			
1	56.952	+3.283	16:33:20.008	1	58.800	+4.920	16:33:21.764	1	58.909	+4.495	16:33:22.818
2	55.558	+1.889	16:34:15.566	2	56.326	+2.446	16:34:18.090	2	55.785	+1.371	16:34:18.603
3	55.334	+1.665	16:35:10.900	3	55.267	+1.387	16:35:13.357	3	56.083	+1.669	16:35:14.686
4	54.780	+1.111	16:36:05.680	4	54.797	+0.917	16:36:08.154	4	54.999	+0.585	16:36:09.685
5	54.515	+0.846	16:37:00.195	5	54.467	+0.587	16:37:02.621	5	54.864	+0.450	16:37:04.549
6	54.233	+0.564	16:37:54.428	6	54.182	+0.302	16:37:56.803	6	54.635	+0.221	16:37:59.184
7	54.054	+0.385	16:38:48.482	7	54.063	+0.183	16:38:50.866	7	54.834	+0.420	16:38:54.018
8	53.859	+0.190	16:39:42.341	8	54.037	+0.157	16:39:44.903	8	54.495	+0.081	16:39:48.513
9	53.669		16:40:36.010	9	54.043	+0.163	16:40:38.946	9	54.477	+0.063	16:40:42.990
10	53.801	+0.132	16:41:29.811	10	53.880		16:41:32.826	10	55.083	+0.669	16:41:38.073
11	53.806	+0.137	16:42:23.617	11	53.901	+0.021	16:42:26.727	11	54.414		16:42:32.487
(304) Charlie Eastwood				(239) Jiri Forman				(216) Niki Laa			
1	56.902	+3.082	16:33:19.602	1	57.081	+3.255	16:33:19.822	1	59.411	+5.018	16:33:23.290
2	55.681	+1.861	16:34:15.283	2	58.320	+4.494	16:34:18.142	2	55.758	+1.365	16:34:19.048
3	55.889	+2.069	16:35:11.172	3	55.958	+2.132	16:35:14.100	3	56.114	+1.721	16:35:15.162
4	54.932	+1.112	16:36:06.104	4	54.802	+0.976	16:36:08.902	4	54.896	+0.503	16:36:10.058
5	54.583	+0.763	16:37:00.687	5	54.955	+1.129	16:37:03.857	5	54.725	+0.332	16:37:04.783
6	54.266	+0.446	16:37:54.953	6	54.196	+0.370	16:37:58.053	6	54.534	+0.141	16:37:59.317
7	54.166	+0.346	16:38:49.119	7	54.354	+0.528	16:38:52.407	7	54.506	+0.113	16:38:53.823
8	53.875	+0.055	16:39:42.994	8	53.892	+0.066	16:39:46.299	8	55.132	+0.739	16:39:48.955
9	53.855	+0.035	16:40:36.849	9	53.874	+0.048	16:40:40.173	9	54.507	+0.114	16:40:43.462
10	53.820		16:41:30.669	10	53.826		16:41:33.999	10	54.766	+0.373	16:41:38.228
11	53.850	+0.030	16:42:24.519	11	53.997	+0.171	16:42:27.996	11	54.393		16:42:32.621
(211) Ross Wylie				(219) Andreas Backman				(286) Julian Kleinwort			
1	57.022	+3.220	16:33:19.922	1	58.387	+4.386	16:33:21.635	1	1:00.056	+5.932	16:33:23.417
2	56.070	+2.268	16:34:15.992	2	56.538	+2.537	16:34:18.173	2	55.772	+1.648	16:34:19.189
3	55.367	+1.565	16:35:11.359	3	55.704	+1.703	16:35:13.877	3	56.682	+2.558	16:35:15.871
4	54.958	+1.156	16:36:06.317	4	54.826	+0.825	16:36:08.703	4	55.554	+1.430	16:36:11.425
5	54.579	+0.777	16:37:00.896	5	55.350	+1.349	16:37:04.053	5	55.454	+1.330	16:37:06.879
6	54.235	+0.433	16:37:55.131	6	54.291	+0.290	16:37:58.344	6	55.055	+0.931	16:38:01.934
7	54.144	+0.342	16:38:49.275	7	54.319	+0.318	16:38:52.663	7	54.187	+0.063	16:38:56.121
8	53.962	+0.160	16:39:43.237	8	54.156	+0.155	16:39:46.819	8	54.156	+0.032	16:39:50.277
9	53.875	+0.073	16:40:37.112	9	54.001		16:40:40.820	9	54.124		16:40:44.401
10	53.802		16:41:30.914	10	54.144	+0.143	16:41:34.964	10	54.329	+0.205	16:41:38.730
11	53.823	+0.021	16:42:24.737	11	54.061	+0.060	16:42:29.025	11	54.213	+0.089	16:42:32.943
(207) Berry Torenvliet				(238) Katerina Zurkova				(339) Yaro Deckers			
1	58.587	+4.812	16:33:21.450	1	58.521	+4.479	16:33:22.066	1	1:00.294	+6.149	16:33:23.581
2	55.745	+1.970	16:34:17.195	2	56.201	+2.159	16:34:18.267	2	56.027	+1.882	16:34:19.608
3	55.336	+1.561	16:35:12.531	3	56.145	+2.103	16:35:14.412	3	56.722	+2.577	16:35:16.330
4	54.844	+1.069	16:36:07.375	4	54.758	+0.716	16:36:09.170	4	55.205	+1.060	16:36:11.535
5	54.434	+0.659	16:37:01.809	5	55.130	+1.088	16:37:04.300	5	55.128	+0.983	16:37:06.663
6	54.187	+0.412	16:37:55.996	6	54.667	+0.625	16:37:58.967	6	54.501	+0.356	16:38:01.164
7	53.934	+0.159	16:38:49.930	7	54.300	+0.258	16:38:53.267	7	54.346	+0.201	16:38:55.510
8	53.999	+0.224	16:39:43.929	8	54.394	+0.352	16:39:47.661	8	54.158	+0.013	16:39:49.668
9	53.882	+0.107	16:40:37.811	9	54.045	+0.003	16:40:41.706	9	54.145		16:40:43.813
10	53.775		16:41:31.586	10	54.042		16:41:35.748	10	55.016	+0.871	16:41:38.829
11	53.776	+0.001	16:42:25.362	11	54.160	+0.118	16:42:29.908	11	55.418	+1.273	16:42:34.247
(326) Mathias Smith				(277) Ramon Rietveld				(277) Ramon Rietveld			
1	58.587	+4.812	16:33:21.450	1	1:00.480	+6.339	16:33:24.751	1	1:00.480	+6.339	16:33:24.751



Rotax Euro Challenge Thy Karting/Denmark

Rotax Seniors

Thy Karting / Denmark 1,248 Km

RACE 17 Qualifying Heat 9 C-E

30.07.2011 16:30

Race (11 Laps) started at 16:32:22

Lap	Lap Tm	Diff	Time of Day
2	57.119	+2.978	16:34:21.870
3	55.404	+1.263	16:35:17.274
4	54.994	+0.853	16:36:12.268
5	55.200	+1.059	16:37:07.468
6	54.973	+0.832	16:38:02.441
7	55.066	+0.925	16:38:57.507
8	54.444	+0.303	16:39:51.951
9	54.141		16:40:46.092
10	54.307	+0.166	16:41:40.399
11	54.225	+0.084	16:42:34.624

(225) Alex Engblom

1	1:00.554	+6.377	16:33:24.312
2	56.042	+1.865	16:34:20.354
3	55.601	+1.424	16:35:15.955
4	54.898	+0.721	16:36:10.853
5	55.668	+1.491	16:37:06.521
6	54.321	+0.144	16:38:00.842
7	54.177		16:38:55.019
8	54.338	+0.161	16:39:49.357
9	54.318	+0.141	16:40:43.675
10	54.776	+0.599	16:41:38.451
11	55.312	+1.135	16:42:33.763

(230) David Agerstig

1	1:00.548	+6.036	16:33:24.164
2	56.766	+2.254	16:34:20.930
3	55.756	+1.244	16:35:16.686
4	55.377	+0.865	16:36:12.063
5	54.987	+0.475	16:37:07.050
6	55.186	+0.674	16:38:02.236
7	55.389	+0.877	16:38:57.625
8	54.724	+0.212	16:39:52.349
9	54.512		16:40:46.861
10	54.584	+0.072	16:41:41.445
11	55.341	+0.829	16:42:36.786

(298) Robin Puettmann

1	1:01.022	+6.432	16:33:25.008
2	57.876	+3.286	16:34:22.884
3	55.656	+1.066	16:35:18.540
4	55.254	+0.664	16:36:13.794
5	55.134	+0.544	16:37:08.928
6	54.944	+0.354	16:38:03.872
7	54.630	+0.040	16:38:58.502
8	54.616	+0.026	16:39:53.118
9	54.596	+0.006	16:40:47.714
10	54.590		16:41:42.304
11	55.518	+0.928	16:42:37.822

(344) Renata Stodulkova

1	1:01.407	+6.538	16:33:25.473
2	58.278	+3.409	16:34:23.751
3	55.761	+0.892	16:35:19.512
4	55.405	+0.536	16:36:14.917
5	55.178	+0.309	16:37:10.095
6	55.177	+0.308	16:38:05.272
7	54.869		16:39:00.141
8	54.892	+0.023	16:39:55.033
9	54.999	+0.130	16:40:50.032
10	55.006	+0.137	16:41:45.038
11	54.933	+0.064	16:42:39.971

(283) Sandra Andersson

1	1:01.051	+6.313	16:33:24.918
2	59.134	+4.396	16:34:24.052

3	56.522	+1.784	16:35:20.574
4	55.723	+0.985	16:36:16.297
5	55.420	+0.682	16:37:11.717
6	55.246	+0.508	16:38:06.963
7	54.921	+0.183	16:39:01.884
8	54.761	+0.023	16:39:56.645
9	54.738		16:40:51.383
10	54.811	+0.073	16:41:46.194
11	54.872	+0.134	16:42:41.066

(284) Artur Janosz

1	1:00.792	+6.296	16:33:24.390
2	58.353	+3.857	16:34:22.743
3	55.277	+0.781	16:35:18.020
4	54.936	+0.440	16:36:12.956
5	55.026	+0.530	16:37:07.982
6	55.155	+0.659	16:38:03.137
7	54.897	+0.401	16:38:58.034
8	54.950	+0.454	16:39:52.984
9	54.531	+0.035	16:40:47.515
10	54.496		16:41:42.011
11	1:02.160	+7.664	16:42:44.171

(336) Matthieu Badet

1	59.336	+4.888	16:33:22.562
2	55.881	+1.433	16:34:18.443
3	57.213	+2.765	16:35:15.656
4	55.023	+0.575	16:36:10.679
5	56.596	+2.148	16:37:07.275
6	55.625	+1.177	16:38:02.900
7	54.994	+0.546	16:38:57.894
8	54.760	+0.312	16:39:52.654
9	54.539	+0.091	16:40:47.193
10	54.448		16:41:41.641
11	1:02.854	+8.406	16:42:44.495

(330) Kristoffer Johansson

1	1:01.603	+6.256	16:33:25.755
2	58.930	+3.583	16:34:24.685
3	57.082	+1.735	16:35:21.767
4	55.955	+0.608	16:36:17.722
5	55.755	+0.408	16:37:13.477
6	55.563	+0.216	16:38:09.040
7	55.622	+0.275	16:39:04.662
8	55.347		16:40:00.009
9	55.417	+0.070	16:40:55.426
10	55.363	+0.016	16:41:50.789
11	55.578	+0.231	16:42:46.367

(337) Akio Morito

1	1:00.916	+5.693	16:33:24.656
2	59.923	+4.700	16:34:24.579
3	57.473	+2.250	16:35:22.052
4	56.598	+1.375	16:36:18.650
5	56.081	+0.858	16:37:14.731
6	55.560	+0.337	16:38:10.291
7	55.223		16:39:05.514
8	55.403	+0.180	16:40:00.917
9	55.757	+0.534	16:40:56.674
10	55.769	+0.546	16:41:52.443
11	55.562	+0.339	16:42:48.005

(214) Barrie Pullinger

1	57.159	+2.864	16:33:20.320
2	56.097	+1.802	16:34:16.417
3	2:10.130	+1:15.835	16:36:26.547

4	54.734	+0.439	16:37:21.281
5	54.924	+0.629	16:38:16.205
6	54.873	+0.578	16:39:11.078
7	54.607	+0.312	16:40:05.685
8	54.617	+0.322	16:41:00.302
9	54.452	+0.157	16:41:54.754
10	54.295		16:42:49.049

(292) Jose Pedro Faria

1	57.993	+2.325	16:33:20.970
2	55.668		16:34:16.638

(295) Stefan Riener

1	56.619		16:33:19.439
---	---------------	--	--------------





Rotax Euro Challenge Thy Karting/Denmark

Rotax Seniors

Thy Karting / Denmark 1,248 Km

RACE 18 Qualifying Heat 10 B-D

30.07.2011 16:50

Race (11 Laps) started at 16:53:49

Pos	No.	Name	Nat.	Chassis	Race Team	Laps	Total Tm	Diff	Best Tm	In Lap	km/h	Points
1	249	Sean Babington	GBR	Alonso	Dan Holland Racing	11	10:02.217		53.714	10	83,643	0
2	202	Edward Brand	GBR	Tonykart	Strawberry Racing	11	10:03.359	1.142	53.882	10	83,382	2
3	203	Mats Van Den Brand	NED	Intrepid	Intrepid Force Rotax	11	10:04.140	1.923	53.954	10	83,271	3
4	268	Christian Rahbek	DEN	Tonykart	RS Competition	11	10:04.501	2.284	53.960	10	83,262	4
5	236	Ludvig Morin	SWE	Kosmic	Sodakart SE	11	10:07.650	5.433	54.105	10	83,039	5
6	222	Nicolai Nielsen	DEN	Tonykart	RS Competition	11	10:08.330	6.113	54.064	10	83,102	6
7	324	Pedro Paixao	POR	Intrepid	OZ Racing Team	11	10:09.564	7.347	54.022	10	83,166	7
8	226	Aavo Talvar	EST	Intrepid	Team TKP	11	10:09.813	7.596	54.000	10	83,200	8
9	259	Magnus Freck	DEN	Kosmic		11	10:11.548	9.331	54.165	11	82,947	9
10	221	Vladislav Kurakin	RUS	MS Kart	MS Kart Racing Team	11	10:12.173	9.956	54.224	11	82,856	10
11	217	Benjamin Karlog	DEN	FA Kart	Team Karlog	11	10:12.477	10.260	54.123	11	83,011	11
12	232	Harry Drysdale	GBR	Tonykart	HD Racing	11	10:12.917	10.700	54.262	11	82,798	12
13	347	Philip Olesen	DEN	Intrepid	Kart Racer	11	10:13.185	10.968	54.318	11	82,713	13
14	340	Tasmin Pepper	RSA	Birel	Kalman Motorsport	11	10:13.914	11.697	54.117	11	83,020	14
15	313	Erik Stillman	SWE	Sodi	Wallberg Motorsport	11	10:15.792	13.575	54.307	11	82,730	15
16	235	Jonas Fors	SWE	Tonykart	Sodakart SE	11	10:16.782	14.565	54.432	9	82,540	16
17	241	Michael Cool	BEL	Tonykart	Bouvin Power	11	10:16.801	14.584	54.537	10	82,381	17
18	209	Ferenc Kancsar	AUT	Intrepid	Intrepid Force Rotax	11	10:17.156	14.939	54.071	10	83,091	18
19	327	Brian Larsen	DEN	RK Kart	HL Kart Racing DK	11	10:17.392	15.175	54.380	11	82,619	19
20	328	Nanna Gotsche	DEN	MacMinarelli	Teckart Racing	11	10:18.167	15.950	54.701	11	82,134	20
21	346	Mike Joossens	NED	Topkart	Slangen Karting	11	10:18.644	16.427	54.029	10	83,155	21
22	242	Jules Cousin	FRA	FA Kart	DSS Kart	11	10:19.374	17.157	54.047	9	83,128	22
23	208	Antoine Barthon	FRA	FA Kart	Dan Holland Racing	11	10:24.053	21.836	54.247	9	82,821	23
24	282	Aleksander Bosak	POL	Alonso	Dan Holland Racing	11	10:26.289	24.072	54.898	11	81,839	24
25	244	Christian Sorensen	DEN	First Kart	First Kart s.r.l	8	7:28.906	3 Laps	54.453	7	82,508	25
26	310	Lewis Plato	GBR	Tonykart	Paul Carr Racing	1	58.018	10 Laps	57.648	1	77,935	26

Not classified

DNS	329	Thomas Smith	DEN	Kosmic	DMT Racing.DK			DNS		0	-	29
DNS	287	Kevin Kemmling	GER	M-Tec	Kartschmie.de			DNS		0	-	29

Announcements

These results are provisional until the conclusion of any judicial and technical matters

No. 209 + 340 + 235 warning board

Started: 26 Classified: 26 Not classified: 0

Margin of Victory	Ø km/h	Best Lap Tm	km/h	Best Lap by
1.142	82,065	53.714	83,643	249 - Sean Babington

Official Timing www.motorsport-events.se / www.camp-company.de

Orbits

Timekeeping Ingrid and Meik Wagner:

Clerk of the course Nigel Edwards:

www.mylaps.com

Steward (Chairman) Olivier Steveny:

Chief Scrutineer Paul Klaassen:

Licensed to: Motorsport Events

Printed: 30.07.2011 17:06:57

posted at:

h



Rotax Euro Challenge Thy Karting/Denmark

Rotax Seniors

Thy Karting / Denmark 1,248 Km

RACE 18 Qualifying Heat 10 B-D

30.07.2011 16:50

Race (11 Laps) started at 16:53:49

Lap	Lap Tm	Diff	Time of Day	Lap	Lap Tm	Diff	Time of Day	Lap	Lap Tm	Diff	Time of Day
<u>(249) Sean Babington</u>				<u>(222) Nicolai Nielsen</u>				<u>(232) Harry Drysdale</u>			
1	56.829	+3.115	16:54:46.239	1	58.624	+4.560	16:54:48.225	1	59.558	+5.435	16:54:49.596
2	56.712	+2.998	16:55:42.951	2	57.207	+3.143	16:55:45.432	2	57.136	+3.013	16:55:46.732
3	55.620	+1.906	16:56:38.571	3	56.248	+2.184	16:56:41.680	3	57.135	+3.012	16:56:43.867
4	54.975	+1.261	16:57:33.546	4	55.183	+1.119	16:57:36.863	4	55.573	+1.450	16:57:39.440
5	54.525	+0.811	16:58:28.071	5	54.678	+0.614	16:58:31.541	5	54.628	+0.505	16:58:34.068
6	54.192	+0.478	16:59:22.263	6	54.788	+0.724	16:59:26.329	6	55.324	+1.201	16:59:29.392
7	54.083	+0.369	17:00:16.346	7	54.467	+0.403	17:00:20.796	7	54.324	+0.201	17:00:23.716
8	53.799	+0.085	17:01:10.145	8	54.392	+0.328	17:01:15.188	8	54.377	+0.254	17:01:18.093
9	53.828	+0.114	17:02:03.973	9	54.163	+0.099	17:02:09.351	9	54.365	+0.242	17:02:12.458
10	53.714		17:02:57.687	10	54.064		17:03:03.415	10	55.162	+1.039	17:03:07.620
11	53.796	+0.082	17:03:51.483	11	54.181	+0.117	17:03:57.596	11	54.123		17:04:01.743
<u>(202) Edward Brand</u>				<u>(324) Pedro Paixao</u>				<u>(237) Philip Olesen</u>			
1	57.235	+3.353	16:54:46.501	1	57.985	+3.963	16:54:47.547	1	59.185	+4.923	16:54:49.899
2	56.769	+2.887	16:55:43.270	2	58.409	+4.387	16:55:45.956	2	57.574	+3.312	16:55:47.473
3	55.681	+1.799	16:56:38.951	3	55.858	+1.836	16:56:41.814	3	56.722	+2.460	16:56:44.195
4	54.986	+1.104	16:57:33.937	4	55.178	+1.156	16:57:36.992	4	55.547	+1.285	16:57:39.742
5	54.473	+0.591	16:58:28.410	5	54.722	+0.700	16:58:31.714	5	54.811	+0.549	16:58:34.553
6	54.149	+0.267	16:59:22.559	6	56.072	+2.050	16:59:27.786	6	55.049	+0.787	16:59:29.602
7	54.107	+0.225	17:00:16.666	7	54.444	+0.422	17:00:22.230	7	54.654	+0.392	17:00:24.256
8	54.009	+0.127	17:01:10.675	8	54.418	+0.396	17:01:16.648	8	54.488	+0.226	17:01:18.744
9	53.923	+0.041	17:02:04.598	9	54.097	+0.075	17:02:10.745	9	54.709	+0.447	17:02:13.453
10	53.882		17:02:58.480	10	54.022		17:03:04.767	10	54.468	+0.206	17:03:07.921
11	54.145	+0.263	17:03:52.625	11	54.063	+0.041	17:03:58.830	11	54.262		17:04:02.183
<u>(203) Mats Van Den Brand</u>				<u>(226) Aavo Talvar</u>				<u>(347) Tasmin Pepper</u>			
1	56.574	+2.620	16:54:45.916	1	57.795	+3.795	16:54:47.212	1	1:00.476	+6.158	16:54:50.890
2	56.747	+2.793	16:55:42.663	2	58.869	+4.869	16:55:46.081	2	56.642	+2.324	16:55:47.532
3	56.117	+2.163	16:56:38.780	3	55.961	+1.961	16:56:42.042	3	56.843	+2.525	16:56:44.375
4	55.073	+1.119	16:57:33.853	4	55.805	+1.805	16:57:37.847	4	55.670	+1.352	16:57:40.045
5	54.880	+0.926	16:58:28.733	5	54.605	+0.605	16:58:32.452	5	54.890	+0.572	16:58:34.935
6	54.258	+0.304	16:59:22.991	6	55.601	+1.601	16:59:28.053	6	54.857	+0.539	16:59:29.792
7	54.321	+0.367	17:00:17.312	7	54.375	+0.375	17:00:22.428	7	54.693	+0.375	17:00:24.485
8	54.017	+0.063	17:01:11.329	8	54.378	+0.378	17:01:16.806	8	54.487	+0.169	17:01:18.972
9	54.065	+0.111	17:02:05.394	9	54.215	+0.215	17:02:11.021	9	54.647	+0.329	17:02:13.619
10	53.954		17:02:59.348	10	54.000		17:03:05.021	10	54.514	+0.196	17:03:08.133
11	54.058	+0.104	17:03:53.406	11	54.058	+0.058	17:03:59.079	11	54.318		17:04:02.451
<u>(268) Christian Rahbek</u>				<u>(259) Magnus Freck</u>				<u>(340) Erik Stillman</u>			
1	57.254	+3.294	16:54:46.737	1	58.414	+4.249	16:54:48.582	1	1:01.713	+7.596	16:54:51.967
2	56.862	+2.902	16:55:43.599	2	57.847	+3.682	16:55:46.429	2	57.050	+2.933	16:55:49.017
3	55.662	+1.702	16:56:39.261	3	55.750	+1.585	16:56:42.179	3	56.968	+2.851	16:56:45.985
4	54.924	+0.964	16:57:34.185	4	55.163	+0.998	16:57:37.342	4	55.493	+1.376	16:57:41.478
5	54.736	+0.776	16:58:28.921	5	54.621	+0.456	16:58:31.963	5	54.793	+0.676	16:58:36.271
6	54.410	+0.450	16:59:23.331	6	56.419	+2.254	16:59:28.382	6	55.020	+0.903	16:59:31.291
7	54.214	+0.254	17:00:17.545	7	54.340	+0.175	17:00:22.722	7	54.900	+0.783	17:00:26.191
8	54.070	+0.110	17:01:11.615	8	54.891	+0.726	17:01:17.613	8	54.406	+0.289	17:01:20.597
9	54.091	+0.131	17:02:05.706	9	54.704	+0.539	17:02:12.317	9	54.325	+0.208	17:02:14.922
10	53.960		17:02:59.666	10	54.332	+0.167	17:03:06.649	10	54.141	+0.024	17:03:09.063
11	54.101	+0.141	17:03:53.767	11	54.165		17:04:00.814	11	54.117		17:04:03.180
<u>(236) Ludvig Morin</u>				<u>(221) Vladislav Kurakin</u>				<u>(313) Jonas Fors</u>			
1	58.123	+4.018	16:54:47.853	1	59.954	+5.730	16:54:50.068	1	1:00.251	+5.819	16:54:50.901
2	57.062	+2.957	16:55:44.915	2	57.065	+2.841	16:55:47.133	2	56.473	+2.166	16:55:52.277
3	55.935	+1.830	16:56:40.850	3	56.437	+2.213	16:56:43.570	3	55.818	+1.511	16:56:48.095
4	55.224	+1.119	16:57:36.074	4	55.230	+1.006	16:57:38.800	4	55.092	+0.785	16:57:43.187
5	54.757	+0.652	16:58:30.831	5	54.764	+0.540	16:58:33.564	5	54.734	+0.427	16:58:37.921
6	54.599	+0.494	16:59:25.430	6	55.207	+0.983	16:59:28.771	6	54.655	+0.348	16:59:32.576
7	54.602	+0.497	17:00:20.032	7	54.341	+0.117	17:00:23.112	7	54.556	+0.249	17:00:27.132
8	54.291	+0.186	17:01:14.323	8	54.592	+0.368	17:01:17.704	8	54.810	+0.503	17:01:21.942
9	54.212	+0.107	17:02:08.535	9	54.411	+0.187	17:02:12.115	9	54.476	+0.169	17:02:16.418
10	54.105		17:03:02.640	10	55.100	+0.876	17:03:07.215	10	54.333	+0.026	17:03:10.751
11	54.276	+0.171	17:03:56.916	11	54.224		17:04:01.439	11	54.307		17:04:05.058
<u>(217) Benjamin Karlog</u>				<u>(217) Benjamin Karlog</u>				<u>(235) Jonas Fors</u>			
1	58.123	+4.018	16:54:47.853	1	59.954	+5.730	16:54:50.068	1	1:00.251	+5.819	16:54:50.901

Timekeeping Ingrid and Meik Wagner:



Clerk of the course Nigel Edwards:

www.mylaps.com

Steward (Chairman) Olivier Stevny:

Chief Scrutineer Paul Klaassen:

Licensed to: Motorsport Events



Rotax Euro Challenge Thy Karting/Denmark

Rotax Seniors

Thy Karting / Denmark 1,248 Km

RACE 18 Qualifying Heat 10 B-D

30.07.2011 16:50

Race (11 Laps) started at 16:53:49

Lap	Lap Tm	Diff	Time of Day
2	56.883	+2.451	16:55:47.784
3	56.745	+2.313	16:56:44.529
4	55.881	+1.449	16:57:40.410
5	55.306	+0.874	16:58:35.716
6	55.055	+0.623	16:59:30.771
7	56.203	+1.771	17:00:26.974
8	55.254	+0.822	17:01:22.228
9	54.432		17:02:16.660
10	54.435	+0.003	17:03:11.095
11	54.953	+0.521	17:04:06.048

(241) Michael Cool

1	1:01.216	+6.679	16:54:51.732
2	56.771	+2.234	16:55:48.503
3	56.522	+1.985	16:56:45.025
4	55.494	+0.957	16:57:40.519
5	54.900	+0.363	16:58:35.419
6	55.298	+0.761	16:59:30.717
7	55.887	+1.350	17:00:26.604
8	54.796	+0.259	17:01:21.400
9	54.633	+0.096	17:02:16.033
10	54.537		17:03:10.570
11	55.497	+0.960	17:04:06.067

(209) Ferenc Kancsar

1	59.608	+5.537	16:54:49.135
2	57.536	+3.465	16:55:46.671
3	57.300	+3.229	16:56:43.971
4	55.294	+1.223	16:57:39.265
5	54.489	+0.418	16:58:33.754
6	59.336	+5.265	16:59:33.090
7	54.609	+0.538	17:00:27.699
8	54.877	+0.806	17:01:22.576
9	54.620	+0.549	17:02:17.196
10	54.071		17:03:11.267
11	55.155	+1.084	17:04:06.422

(327) Brian Larsen

1	59.908	+5.528	16:54:51.019
2	57.602	+3.222	16:55:48.621
3	57.015	+2.635	16:56:45.636
4	55.499	+1.119	16:57:41.135
5	54.799	+0.419	16:58:35.934
6	55.537	+1.157	16:59:31.471
7	55.315	+0.935	17:00:26.786
8	55.615	+1.235	17:01:22.401
9	55.349	+0.969	17:02:17.750
10	54.528	+0.148	17:03:12.278
11	54.380		17:04:06.658

(328) Nanna Gotsche

1	1:00.612	+5.911	16:54:51.346
2	56.857	+2.156	16:55:48.203
3	57.073	+2.372	16:56:45.276
4	56.115	+1.414	16:57:41.391
5	55.535	+0.834	16:58:36.926
6	55.396	+0.695	16:59:32.322
7	55.193	+0.492	17:00:27.515
8	55.324	+0.623	17:01:22.839
9	55.068	+0.367	17:02:17.907
10	54.825	+0.124	17:03:12.732
11	54.701		17:04:07.433

(346) Mike Joossens

1	59.144	+5.115	16:54:49.380
2	57.297	+3.268	16:55:46.677

Lap	Lap Tm	Diff	Time of Day
3	55.703	+1.674	16:56:42.380
4	55.264	+1.235	16:57:37.644
5	54.552	+0.523	16:58:32.196
6	1:04.677	+10.648	16:59:36.873
7	54.375	+0.346	17:00:31.248
8	54.290	+0.261	17:01:25.538
9	54.290	+0.261	17:02:19.828
10	54.029		17:03:13.857
11	54.053	+0.024	17:04:07.910

(242) Jules Cousin

1	1:10.094	+16.047	16:54:59.902
2	56.169	+2.122	16:55:56.071
3	55.747	+1.700	16:56:51.818
4	55.176	+1.129	16:57:46.994
5	54.791	+0.744	16:58:41.785
6	54.722	+0.675	16:59:36.507
7	54.677	+0.630	17:00:31.184
8	54.889	+0.842	17:01:26.073
9	54.047		17:02:20.120
10	54.144	+0.097	17:03:14.264
11	54.376	+0.329	17:04:08.640

(208) Antoine Barthon

1	1:14.285	+20.038	16:55:04.232
2	56.518	+2.271	16:56:00.750
3	55.789	+1.542	16:56:56.539
4	55.037	+0.790	16:57:51.576
5	54.586	+0.339	16:58:46.162
6	54.657	+0.410	16:59:40.819
7	54.416	+0.169	17:00:35.235
8	54.732	+0.485	17:01:29.967
9	54.247		17:02:24.214
10	54.578	+0.331	17:03:18.792
11	54.527	+0.280	17:04:13.319

(282) Aleksander Bosak

1	1:07.051	+12.153	16:54:58.402
2	57.541	+2.643	16:55:55.943
3	56.738	+1.840	16:56:52.681
4	55.924	+1.026	16:57:48.605
5	55.273	+0.375	16:58:43.878
6	55.571	+0.673	16:59:39.449
7	55.358	+0.460	17:00:34.807
8	55.634	+0.736	17:01:30.441
9	55.145	+0.247	17:02:25.586
10	55.071	+0.173	17:03:20.657
11	54.898		17:04:15.555

(244) Christian Sorensen

1	58.761	+4.308	16:54:48.439
2	57.097	+2.644	16:55:45.536
3	55.955	+1.502	16:56:41.491
4	55.141	+0.688	16:57:36.632
5	54.613	+0.160	16:58:31.245
6	54.498	+0.045	16:59:25.743
7	54.453		17:00:20.196
8	57.976	+3.523	17:01:18.172

(310) Lewis Plato

1	57.648		16:54:47.284
---	---------------	--	--------------





Rotax Max Euro Challenge 2011

Rotax Max Seniors

Thy Karting / Denmark

Ranking after Heats

Pos.	No.	Name	Nat.	Chassis	Race Team	QP	Points	Diff.	A-B	C-D	A-E	B-C	D-E	A-C	B-E	A-D	C-E	B-D
1	254	Kasper H Jensen	DEN	Kosmic	PB Kart Race	3	2		--	0	--	0	--	2	--	--	0	--
2	202	Edward Brand	GBR	Tonykart	Strawberry Racing	2	5	-3	0	--	--	3	--	--	0	--	--	2
3	249	Sean Babington	GBR	Alonso	Dan Holland Racing	12	6	-4	2	--	--	2	--	--	2	--	--	0
4	207	Berry Torenvliet	NED	Tonykart	Strawberry Racing	15	13	-11	--	--	4	--	0	--	4	--	5	--
5	253	Niklas Dall Knudsen	DEN	Tonykart	RS Competition	10	17	-15	--	--	3	--	5	--	3	--	6	--
6	305	Shaun Slavin	GBR	Formula K	Formula K Holland	28	18	-16	--	2	--	10	--	4	--	--	2	--
7	215	Karol Dabski	POL	Intrepid	Uniq Racing	6	19	-17	4	--	5	--	--	8	--	2	--	--
8	203	Mats Van Den Brand	NED	Intrepid	Intrepid Force Rotax	7	20	-18	8	--	--	4	--	--	5	--	--	3
9	267	Michael Markussen	DEN	Tonykart	RS Competition	16	20	-18	6	--	2	--	--	7	--	5	--	--
10	239	Jiri Forman	CZE	MS Kart	MS Kart Racing Team	8	23	-21	--	4	--	5	--	6	--	--	8	--
11	312	Ben Cooper	GBR	Birel	Kalman Motorsport	1	24	-22	24	--	0	--	--	0	--	0	--	--
12	222	Nicolai Nielsen	DEN	Tonykart	RS Competition	14	24	-22	--	10	--	--	4	--	--	4	--	6
13	236	Ludvig Morin	SWE	Kosmic	Sodakart SE	32	27	-25	7	--	--	7	--	--	8	--	--	5
14	209	Ferenc Kancsar	AUT	Intrepid	Intrepid Force Rotax	9	29	-27	--	6	--	--	2	--	--	3	--	18
15	304	Charlie Eastwood	GBR	Kosmic	Paul Carr Racing	5	30	-28	--	--	6	--	15	--	6	--	3	--
16	226	Aavo Talvar	EST	Intrepid	Team TKP	4	31	-29	--	5	--	--	3	--	--	15	--	8
17	211	Ross Wylie	GBR	Alonso	Dan Holland Racing	18	39	-37	--	3	--	27	--	5	--	--	4	--
18	273	Glen Van Droogenbroec	BEL	Kosmic	Inkartad	21	39	-37	10	--	8	--	--	14	--	7	--	--
19	259	Magnus Freck	DEN	Kosmic		42	43	-41	12	--	--	8	--	--	14	--	--	9
20	310	Lewis Plato	GBR	Tonykart	Paul Carr Racing	27	44	-42	3	--	--	6	--	--	9	--	--	26
21	334	Mads Thomsen	DEN	RK Kart	HL Kart Racing DK	11	46	-44	5	--	30	--	--	3	--	8	--	--
22	227	Evangelos Gavalas	GRE	Birel	Kalman Motorsport	20	46	-44	--	--	7	--	22	--	10	--	7	--
23	268	Christian Rahbek	DEN	Tonykart	RS Competition	17	47	-45	11	--	--	25	--	--	7	--	--	4
24	217	Benjamin Karlog	DEN	FA Kart	Team Karlog	34	48	-46	--	13	--	--	11	--	--	13	--	11
25	341	Nicolas Claes	BEL	Gillard	DFK by PDB	26	49	-47	18	--	10	--	--	11	--	10	--	--
26	219	Andreas Backman	SWE	Tonykart	Strawberry Racing	38	51	-49	--	12	--	17	--	13	--	--	9	--
27	329	Thomas Smith	DEN	Kosmic	DMT Racing.DK	29	54	-52	--	8	--	--	6	--	--	11	--	29
28	333	Nicki Pedersen	DEN	Kosmic	PB Kart Race	31	55	-53	13	--	9	--	--	12	--	21	--	--
Position 1 -28 qualified for Prefinal																		
29	339	Yaro Deckers	BEL	Tonykart	MD Trucks	30	57	-55	--	--	11	--	7	--	17	--	22	--
30	208	Antoine Barthon	FRA	FA Kart	Dan Holland Racing	37	57	-55	9	--	--	12	--	--	13	--	--	23
31	326	Mathias Smith	DEN	Kosmic	DMT Racing.DK	48	58	-56	--	7	--	24	--	16	--	--	11	--
32	324	Pedro Paixao	POR	Intrepid	QZ Racing Team	22	59	-57	25	--	--	15	--	--	12	--	--	7
33	247	Ramon Rietveld	NED	Gillard	VZ Racing	55	59	-57	--	--	16	--	17	--	11	--	15	--
34	221	Vladislav Kurakin	RUS	MS Kart	MS Kart Racing Team	39	60	-58	--	11	--	--	27	--	--	12	--	10
35	225	Alex Engblom	SWE	Tonykart	Sodakart	45	60	-58	--	--	15	--	9	--	20	--	16	--
36	347	Philip Olesen	DEN	Intrepid	Kart Racer	49	60	-58	--	15	--	--	14	--	--	18	--	13
37	319	Martin Andersen	DEN	Kosmic	PB Kart Race	60	61	-59	--	--	18	--	16	--	15	--	12	--
38	292	Jose Pedro Faria	POR	Intrepid	QZ Racing Team	23	64	-62	--	17	--	11	--	9	--	--	27	--
39	336	Matthieu Badet	FRA	FA Kart	RM Concept	25	64	-62	--	--	13	--	10	--	18	--	23	--
40	241	Michael Cool	BEL	Tonykart	Bouvin Power	54	64	-62	--	18	--	--	12	--	--	17	--	17
41	232	Harry Drysdale	GBR	Tonykart	HD Racing	62	64	-62	17	--	--	19	--	--	16	--	--	12
42	244	Christian Sorensen	DEN	First Kart	First Kart s.r.l	19	66	-64	--	9	--	--	26	--	--	6	--	25
43	242	Jules Cousin	FRA	FA Kart	DSS Kart	24	67	-65	--	28	--	--	8	--	--	9	--	22
44	313	Erik Stillman	SWE	Sodi	Wallberg Motorsport	57	67	-65	15	--	--	13	--	--	24	--	--	15
45	286	Julian Kleinwort	GER	M-Tec	Kartschmie.de	43	68	-66	--	16	--	18	--	20	--	--	14	--

 These results are provisional until the conclusion of any judicial and technical matters

Clerk of the course Nigel Edwards:

Stewards (Chairman) Olivier Stevany:

Timekeeping Ingrid and Meik Wagner:

Scrutineer Paul Klaassen:



Rotax Max Euro Challenge 2011

Rotax Max Seniors

Thy Karting / Denmark

Ranking after Heats

Pos.	No.	Firstname	Lastname	Nat.	Chassis	Race Team	QP	Points	Diff.	A-B	C-D	A-E	B-C	D-E	A-C	B-E	A-D	C-E	B-D
46	342	Antii	Ollikainen	FIN	RK Kart	SpeedFun	41	69	-67	14	--	14	--	--	17	--	24	--	--
47	238	Katerina	Zurkova	CZE	MS Kart	MS Kart Racing Team	35	71	-69	--	--	21	--	13	--	27	--	10	--
48	294	Jacob	Kallestrup	DEN	Bremer Kart	RBR Kart Team	46	71	-69	19	--	17	--	--	21	--	14	--	--
49	228	Sandor	Jakab	SVK	Birel	Kalman Motorsport	36	73	-71	20	--	22	--	--	15	--	16	--	--
50	343	Santeri	Varis	FIN	Parolin	Formula K Belgium	61	75	-73	16	--	20	--	--	19	--	20	--	--
51	235	Jonas	Fors	SWE	Tonykart	Sodakart SE	59	76	-74	--	19	--	--	18	--	--	23	--	16
52	216	Niki	Laa	AUT	Birel	Kalman Motorsport	50	77	-75	--	--	19	--	19	--	26	--	13	--
53	230	David	Agerstig	SWE	Sodi	Nivo Karting	40	78	-76	--	--	12	--	28	--	21	--	17	--
54	340	Tasmin	Pepper	RSA	Birel	Kalman Motorsport	44	79	-77	--	23	--	--	20	--	--	22	--	14
55	346	Mike	Joossens	NED	Topkart	Slangen Karting	47	79	-77	26	--	--	9	--	--	23	--	--	21
56	337	Akio	Morito	JPN	Intrepid	Intrepid Force Rotax	58	81	-79	--	14	--	16	--	26	--	--	25	--
57	344	Renata	Stodulkova	CZE	MS Kart	Gregor Racing	68	85	-83	--	22	--	21	--	23	--	--	19	--
58	298	Robin	Puettmann	GER	Intrepid	MPR Racing	65	86	-84	--	--	24	--	25	--	19	--	18	--
59	284	Artur	Janosz	POL	Intrepid	Uniq Racing	53	88	-86	--	20	--	20	--	27	--	--	21	--
60	283	Sandra	Andersson	SWE	Energy	Energy Team Sweden	63	89	-87	--	21	--	23	--	25	--	--	20	--
61	255	Stefan	Riener	AUT	Intrepid	Intrepid Force Rotax	13	90	-88	--	26	--	26	--	10	--	--	28	--
62	338	Jonathan	Johansson	SWE	Gillard	PDB Racing Sweden	51	90	-88	22	--	23	--	--	18	--	27	--	--
Position 29-62 qualified for Second Chance Heat // From position 63 qualified for Consolation Race																			
63	327	Brian	Larsen	DEN	RK Kart	HL Kart Racing DK	69	90	-88	--	25	--	--	21	--	--	25	--	19
64	282	Aleksander	Bosak	POL	Alonso	Dan Holland Racing	67	91	-89	23	--	--	22	--	--	22	--	--	24
65	328	Nanna	Gotsche	DEN	MacMinarelli	Teckart Racing	64	93	-91	--	24	--	--	23	--	--	26	--	20
66	345	Luke	Chudleigh	CAN	CRG	Prime	56	95	-93	27	--	27	--	--	22	--	19	--	--
67	214	Barrie	Pullinger	GBR	Tonykart	Strawberry Racing	33	97	-95	--	27	--	14	--	30	--	--	26	--
68	311	Stephen	Tyldsley	GBR	Gillard	Armored UK	66	99	-97	21	--	25	--	--	24	--	29	--	--
69	330	Kristoffer	Johansson	DEN	MacMinarelli	Teckart Racing	70	99	-97	--	--	26	--	24	--	25	--	24	--
70	287	Kevin	Kemmling	GER	M-Tec	Kartschmie.de	52	116	-114	29	--	--	29	--	--	29	--	--	29

----- These results are provisional until the conclusion of any judicial and technical matters -----

Clerk of the course Nigel Edwards:

Stewards (Chairman) Olivier Steveny:

Timekeeping Ingrid and Meik Wagner:

Scrutineer Paul Klaassen:

Printed: 30.07.2011 19:34

Posted at: h

Rotax Max Euro Challenge 20
 Class: Rotax Max Seniors
 Date/Time: 31.07.2011 10:00

Track: Thy Karting / Denmark
 Heat: Second Chance Heat
 Laps: 11

Edition 1

Stefan Riener	255	Points 90 Quali Rank 13	17	Jonathan Johansson	338	Points 90 Quali Rank 51
	33				34	
Artur Janosz	284	Points 88 Quali Rank 53	16	Sandra Andersson	283	Points 89 Quali Rank 63
	31				32	
Renata Stodulkova	344	Points 85 Quali Rank 68	15	Robin Puettmann	298	Points 86 Quali Rank 65
	29				30	
Mike Joossens	346	Points 79 Quali Rank 47	14	Akio Morito	337	Points 81 Quali Rank 58
	27				28	
David Agerstig	230	Points 78 Quali Rank 40	13	Tasmin Pepper	340	Points 79 Quali Rank 44
	25				26	
Jonas Fors	235	Points 76 Quali Rank 59	12	Niki Laa	216	Points 77 Quali Rank 50
	23				24	
Sandor Jakab	228	Points 73 Quali Rank 36	11	Santeri Varis	343	Points 75 Quali Rank 61
	21				22	
Katerina Zurkova	238	Points 71 Quali Rank 35	10	Jacob Kallestrup	294	Points 71 Quali Rank 46
	19				20	
Julian Kleinwort	286	Points 68 Quali Rank 43	9	Antti Ollikainen	342	Points 69 Quali Rank 41
	17				18	
Jules Cousin	242	Points 67 Quali Rank 24	8	Erik Stillman	313	Points 67 Quali Rank 57
	15				16	
Harry Drysdale	232	Points 64 Quali Rank 62	7	Christian Sorensen	244	Points 66 Quali Rank 19
	13				14	
Matthieu Badet	336	Points 64 Quali Rank 25	6	Michael Cool	241	Points 64 Quali Rank 54
	11				12	
Martin Andersen	319	Points 61 Quali Rank 60	5	Jose Pedro Faria	292	Points 64 Quali Rank 23
	9				10	
Alex Engblom	225	Points 60 Quali Rank 45	4	Philip Olesen	347	Points 60 Quali Rank 49
	7				8	
Ramon Rietveld	247	Points 59 Quali Rank 55	3	Vladislav Kurakin	221	Points 60 Quali Rank 39
	5				6	
Mathias Smith	326	Points 58 Quali Rank 48	2	Pedro Paixao	324	Points 59 Quali Rank 22
	3				4	
Yaro Deckers	339	Points 57 Quali Rank 30	1	Antoine Barthon	208	Points 57 Quali Rank 37
	1				2	

Pole Position

Clerk of the course Nigel Edwards:
 Stewards (Chairman) Olivier Steveny:

Scrutineer Paul Klaassen:
 Timekeeping Ingrid/Meik Wagner:

Rotax Max Euro Challenge 20
 Class: Rotax Max Seniors
 Date/Time: 31.07.2011 10:40

Track: Thy Karting / Denmark
 Heat: Consolation Race
 Laps: 11

Edition 1

Points	Quali Rank x
27	
25	
23	
21	
19	
17	
15	
13	
11	
9	
Kristoffer Johansson	Points 99 Quali Rank 70
7	
Barrie Pullinger	Points 97 Quali Rank 33
5	
Nanna Gotsche	Points 93 Quali Rank 64
3	
Brian Larsen	Points 90 Quali Rank 69
1	
Pole Position	

Points	Quali Rank x
14	
13	
12	
11	
10	
9	
8	
7	
6	
5	
Kevin Kempling	Points 116 Quali Rank 52
8	
Stephen Tyldsley	Points 99 Quali Rank 66
6	
Luke Chudleigh	Points 95 Quali Rank 56
4	
Aleksander Bosak	Points 91 Quali Rank 67
2	
Row	

Clerk of the course Nigel Edwards:

Stewards (Chairman) Olivier Steveny:

Scrutineer Paul Klaassen:

Timekeeping Ingrid/Meik Wagner:



Rotax Euro Challenge Thy Karting/Denmark

Rotax Seniors

Thy Karting / Denmark 1,248 Km

Warm up qualified 29-62

31.07.2011 08:40

Practice (5:00 Time) started at 8:40:11

Pos	No.	Name	Nat.	Chassis	Race Team	Laps	Best Tm	Diff	Gap In Lap	km/h
1	255	Stefan Riener	AUT	Intrepid	Intrepid Force Rotax	5	54.040			
2	339	Yaro Deckers	BEL	Tonykart	MD Trucks	5	54.111	0.071	0.071	5 83,029
3	292	Jose Pedro Faria	POR	Intrepid	QZ Racing Team	5	54.152	0.112	0.041	4 82,966
4	324	Pedro Paixao	POR	Intrepid	QZ Racing Team	5	54.154	0.114	0.002	5 82,963
5	346	Mike Joossens	NED	Topkart	Slangen Karting	5	54.165	0.125	0.011	5 82,947
6	338	Jonathan Johansson	SWE	Gillard	PDB Racing Sweden	5	54.200	0.160	0.035	5 82,893
7	242	Jules Cousin	FRA	FA Kart	DSS Kart	5	54.207	0.167	0.007	5 82,882
8	326	Mathias Smith	DEN	Kosmic	DMT Racing.DK	5	54.209	0.169	0.002	5 82,879
9	336	Matthieu Badet	FRA	FA Kart	RM Concept	5	54.217	0.177	0.008	5 82,867
10	225	Alex Engblom	SWE	Tonykart	Sodakart	5	54.235	0.195	0.018	4 82,839
11	208	Antoine Barthon	FRA	FA Kart	Dan Holland Racing	5	54.273	0.233	0.038	5 82,781
12	241	Michael Cool	BEL	Tonykart	Bouvin Power	5	54.305	0.265	0.032	5 82,733
13	228	Sandor Jakab	SVK	Birel	Kalman Motorsport	5	54.341	0.301	0.036	5 82,678
14	221	Vladislav Kurakin	RUS	MS Kart	MS Kart Racing Team	5	54.355	0.315	0.014	4 82,657
15	244	Christian Sorensen	DEN	First Kart	First Kart s.r.l	5	54.383	0.343	0.028	5 82,614
16	232	Harry Drysdale	GBR	Tonykart	HD Racing	5	54.443	0.403	0.060	5 82,523
17	235	Jonas Fors	SWE	Tonykart	Sodakart SE	5	54.457	0.417	0.014	4 82,502
18	313	Erik Stillman	SWE	Sodi	Wallberg Motorsport	5	54.467	0.427	0.010	5 82,487
19	284	Artur Janosz	POL	Intrepid	Uniq Racing	5	54.528	0.488	0.061	5 82,394
20	319	Martin Andersen	DEN	Kosmic	PB Kart Race	5	54.535	0.495	0.007	4 82,384
21	340	Tasmin Pepper	RSA	Birel	Kalman Motorsport	5	54.579	0.539	0.044	4 82,317
22	342	Antii Ollikainen	FIN	RK Kart	SpeedFun	5	54.581	0.541	0.002	3 82,314
23	298	Robin Puettmann	GER	Intrepid	MPR Racing	5	54.594	0.554	0.013	3 82,295
24	343	Santeri Varis	FIN	Parolin	Formula K Belgium	5	54.621	0.581	0.027	5 82,254
25	286	Julian Kleinwort	GER	M-Tec	Kartschmie.de	5	54.627	0.587	0.006	5 82,245
26	294	Jacob Kallestrup	DEN	Bremer Kart	RBR Kart Team	5	54.666	0.626	0.039	4 82,186
27	347	Philip Olesen	DEN	Intrepid	Kart Racer	5	54.774	0.734	0.108	3 82,024
28	247	Ramon Rietveld	NED	Gillard	VZ Racing	5	54.845	0.805	0.071	2 81,918
29	344	Renata Stodulkova	CZE	MS Kart	Gregor Racing	5	54.968	0.928	0.123	5 81,735
30	238	Katerina Zurkova	CZE	MS Kart	MS Kart Racing Team	5	55.165	1.125	0.197	2 81,443
31	283	Sandra Andersson	SWE	Energy	Energy Team Sweden	5	55.276	1.236	0.111	4 81,279
32	337	Akio Morito	JPN	Intrepid	Intrepid Force Rotax	5	55.336	1.296	0.060	5 81,191
33	216	Niki Laa	AUT	Birel	Kalman Motorsport	5	55.351	1.311	0.015	5 81,169
34	230	David Agerstig	SWE	Sodi	Nivo Karting	5	55.579	1.539	0.228	3 80,836



Rotax Euro Challenge Thy Karting/Denmark

Rotax Seniors

Thy Karting / Denmark 1,248 Km

Warm up qualified 29-62

31.07.2011 08:40

Practice (5:00 Time) started at 8:40:11

Lap	Lap Tm	Diff	Time of Day
(255) Stefan Riener			
1	55.026	+0.986	8:42:18.467
2	54.518	+0.478	8:43:12.985
3	54.092	+0.052	8:44:07.077
4	54.561	+0.521	8:45:01.638
5	54.040		8:45:55.678
(339) Yaro Deckers			
1	56.168	+2.057	8:42:05.218
2	56.421	+2.310	8:43:01.639
3	55.468	+1.357	8:43:57.107
4	54.256	+0.145	8:44:51.363
5	54.111		8:45:45.474
(292) Jose Pedro Faria			
1	56.229	+2.077	8:42:01.965
2	55.250	+1.098	8:42:57.215
3	54.533	+0.381	8:43:51.748
4	54.152		8:44:45.900
5	54.752	+0.600	8:45:40.652
(324) Pedro Paixao			
1	59.951	+5.797	8:42:04.751
2	56.178	+2.024	8:43:00.929
3	54.683	+0.529	8:43:55.612
4	54.241	+0.087	8:44:49.853
5	54.154		8:45:44.007
(346) Mike Joossens			
1	54.954	+0.789	8:42:19.374
2	54.394	+0.229	8:43:13.768
3	54.371	+0.206	8:44:08.139
4	54.457	+0.292	8:45:02.596
5	54.165		8:45:56.761
(338) Jonathan Johansson			
1	55.790	+1.590	8:42:07.147
2	55.160	+0.960	8:43:02.307
3	55.918	+1.718	8:43:58.225
4	54.231	+0.031	8:44:52.456
5	54.200		8:45:46.656
(242) Jules Cousin			
1	56.128	+1.921	8:42:03.871
2	56.672	+2.465	8:43:00.543
3	56.117	+1.910	8:43:56.660
4	54.310	+0.103	8:44:50.970
5	54.207		8:45:45.177
(326) Mathias Smith			
1	55.638	+1.429	8:41:57.619
2	54.662	+0.453	8:42:52.281
3	54.380	+0.171	8:43:46.661
4	54.295	+0.086	8:44:40.956
5	54.209		8:45:35.165
(336) Matthieu Badet			
1	56.338	+2.121	8:42:02.587
2	55.743	+1.526	8:42:58.330
3	55.324	+1.107	8:43:53.654
4	54.553	+0.336	8:44:48.207
5	54.217		8:45:42.424
(225) Alex Engblom			
1	56.517	+2.282	8:42:20.558

Lap	Lap Tm	Diff	Time of Day
2	54.369	+0.134	8:43:14.927
3	54.238	+0.003	8:44:09.165
4	54.235		8:45:03.400
5	55.718	+1.483	8:45:59.118
(208) Antoine Barthon			
1	55.090	+0.817	8:42:20.947
2	54.409	+0.136	8:43:15.356
3	54.289	+0.016	8:44:09.645
4	54.294	+0.021	8:45:03.939
5	54.273		8:45:58.212
(241) Michael Cool			
1	55.170	+0.865	8:42:12.979
2	55.162	+0.857	8:43:08.141
3	54.690	+0.385	8:44:02.831
4	54.776	+0.471	8:44:57.607
5	54.305		8:45:51.912
(228) Sandor Jakab			
1	56.282	+1.941	8:42:03.485
2	57.181	+2.840	8:43:00.666
3	57.338	+2.997	8:43:58.004
4	55.780	+1.439	8:44:53.784
5	54.341		8:45:48.125
(221) Vladislav Kurakin			
1	56.479	+2.124	8:42:03.028
2	54.904	+0.549	8:42:57.932
3	54.958	+0.603	8:43:52.890
4	54.355		8:44:47.245
5	54.721	+0.366	8:45:41.966
(244) Christian Sorensen			
1	55.700	+1.317	8:42:10.455
2	55.120	+0.737	8:43:05.575
3	55.184	+0.801	8:44:00.759
4	54.398	+0.015	8:44:55.157
5	54.383		8:45:49.540
(232) Harry Drysdale			
1	55.707	+1.264	8:42:12.502
2	54.936	+0.493	8:43:07.438
3	54.834	+0.391	8:44:02.272
4	54.702	+0.259	8:44:56.974
5	54.443		8:45:51.417
(235) Jonas Fors			
1	55.971	+1.514	8:42:04.834
2	56.188	+1.731	8:43:01.022
3	54.805	+0.348	8:43:55.827
4	54.457		8:44:50.284
5	54.598	+0.141	8:45:44.882
(313) Erik Stillman			
1	56.470	+2.003	8:42:05.135
2	56.425	+1.958	8:43:01.560
3	56.962	+2.495	8:43:58.522
4	54.861	+0.394	8:44:53.383
5	54.467		8:45:47.850
(284) Artur Janosz			
1	56.666	+2.138	8:42:01.847
2	1:00.266	+5.738	8:43:02.113
3	56.730	+2.202	8:43:58.843
4	55.098	+0.570	8:44:53.941

Lap	Lap Tm	Diff	Time of Day
5	54.528		8:45:48.469
(319) Martin Andersen			
1	56.894	+2.359	8:42:03.315
2	55.142	+0.607	8:42:58.457
3	55.045	+0.510	8:43:53.502
4	54.535		8:44:48.037
5	55.783	+1.248	8:45:43.820
(340) Tasmin Pepper			
1	57.567	+2.988	8:42:01.645
2	55.406	+0.827	8:42:57.051
3	56.992	+2.413	8:43:54.043
4	54.579		8:44:48.622
5	54.798	+0.219	8:45:43.420
(342) Antti Ollikainen			
1	55.919	+1.338	8:42:24.340
2	54.830	+0.249	8:43:19.170
3	54.581		8:44:13.751
4	55.870	+1.289	8:45:09.621
5	54.961	+0.380	8:46:04.582
(298) Robin Puettmann			
1	56.811	+2.217	8:42:01.324
2	55.137	+0.543	8:42:56.461
3	54.594		8:43:51.055
4	54.681	+0.087	8:44:45.736
5	54.851	+0.257	8:45:40.587
(343) Santeri Varis			
1	55.902	+1.281	8:42:09.002
2	56.112	+1.491	8:43:05.114
3	56.944	+2.323	8:44:02.058
4	59.861	+5.240	8:45:01.919
5	54.621		8:45:56.540
(286) Julian Kleinwort			
1	56.178	+1.551	8:42:16.985
2	55.096	+0.469	8:43:12.081
3	54.853	+0.226	8:44:06.934
4	55.450	+0.823	8:45:02.384
5	54.627		8:45:57.011
(294) Jacob Kallestrup			
1	56.891	+2.225	8:42:04.034
2	55.888	+1.222	8:42:59.922
3	55.094	+0.428	8:43:55.016
4	54.666		8:44:49.682
5	54.756	+0.090	8:45:44.438
(347) Philip Olesen			
1	56.553	+1.779	8:42:00.714
2	55.158	+0.384	8:42:55.872
3	54.774		8:43:50.646
4	54.855	+0.081	8:44:45.501
5	55.459	+0.685	8:45:40.960
(247) Ramon Rietveld			
1	55.754	+0.909	8:42:15.121
2	54.845		8:43:09.966
3	54.889	+0.044	8:44:04.855
4	55.062	+0.217	8:44:59.917
5	55.283	+0.438	8:45:55.200
(344) Renata Stodulkova			





Rotax Euro Challenge Thy Karting/Denmark

Rotax Seniors

Thy Karting / Denmark 1,248 Km

Warm up qualified 29-62

31.07.2011 08:40

Practice (5:00 Time) started at 8:40:11

Lap	Lap Tm	Diff	Time of Day
1	56.394	+1.426	8:42:06.217
2	55.972	+1.004	8:43:02.189
3	57.059	+2.091	8:43:59.248
4	55.264	+0.296	8:44:54.512
5	54.968		8:45:49.480

(238) Katerina Zurkova

1	55.988	+0.823	8:42:12.687
2	55.165		8:43:07.852
3	55.295	+0.130	8:44:03.147
4	56.057	+0.892	8:44:59.204
5	55.883	+0.718	8:45:55.087

(283) Sandra Andersson

1	57.008	+1.732	8:42:06.691
2	55.950	+0.674	8:43:02.641
3	56.428	+1.152	8:43:59.069
4	55.276		8:44:54.345
5	55.637	+0.361	8:45:49.982

(337) Akio Morito

1	58.353	+3.017	8:42:07.720
2	56.856	+1.520	8:43:04.576
3	56.092	+0.756	8:44:00.668
4	55.749	+0.413	8:44:56.417
5	55.336		8:45:51.753

(216) Niiki Laa

1	59.257	+3.906	8:42:08.080
2	55.858	+0.507	8:43:03.938
3	58.318	+2.967	8:44:02.256
4	57.182	+1.831	8:44:59.438
5	55.351		8:45:54.789

(230) David Agerstig

1	56.275	+0.696	8:42:10.840
2	55.662	+0.083	8:43:06.502
3	55.579		8:44:02.081
4	57.725	+2.146	8:44:59.806
5	55.743	+0.164	8:45:55.549

Lap	Lap Tm	Diff	Time of Day
-----	--------	------	-------------

Lap	Lap Tm	Diff	Time of Day
-----	--------	------	-------------



Rotax Euro Challenge Thy Karting/Denmark

Rotax Seniors

Thy Karting / Denmark 1,248 Km

Warm up qualified 63-90

31.07.2011 09:00

Practice (5:00 Time) started at 9:00:01

Pos	No.	Name	Nat.	Chassis	Race Team	Laps	Best Tm	Diff	Gap In Lap	km/h
1	345	Luke Chudleigh	CAN	CRG	Prime	5	54.331			4 82,693
2	327	Brian Larsen	DEN	RK Kart	HL Kart Racing DK	5	54.903	0.572	0.572	4 81,832
3	328	Nanna Gotsche	DEN	MacMinarelli	Teckart Racing	5	54.998	0.667	0.095	4 81,690

Timekeeping Ingrid and Meik Wagner:

Clerk of the course Nigel Edwards:

Steward (Chairman) Olivier Steveny:

Chief Scrutineer Paul Klaassen:

www.mylaps.com

Printed: 31.07.2011 09:07:47

posted at:

h

Licensed to: Motorsport Events



Rotax Euro Challenge Thy Karting/Denmark

Rotax Seniors

Thy Karting / Denmark 1,248 Km

Warm up qualified 63-90

31.07.2011 09:00

Practice (5:00 Time) started at 9:00:01

Lap	Lap Tm	Diff	Time of Day
(345) Luke Chudleigh			
1	55.285	+0.954	9:01:56.144
2	54.554	+0.223	9:02:50.698
3	54.475	+0.144	9:03:45.173
4	54.331		9:04:39.504
5	55.072	+0.741	9:05:34.576
(327) Brian Larsen			
1	55.814	+0.911	9:01:59.747
2	55.156	+0.253	9:02:54.903
3	55.101	+0.198	9:03:50.004
4	54.903		9:04:44.907
5	55.003	+0.100	9:05:39.910
(328) Nanna Gotsche			
1	56.056	+1.058	9:01:56.583
2	55.148	+0.150	9:02:51.731
3	55.046	+0.048	9:03:46.777
4	54.998		9:04:41.775
5	55.010	+0.012	9:05:36.785

Lap	Lap Tm	Diff	Time of Day
-----	--------	------	-------------

Lap	Lap Tm	Diff	Time of Day
-----	--------	------	-------------



Rotax Euro Challenge Thy Karting/Denmark

Rotax Seniors

Thy Karting / Denmark 1,248 Km

Warm up qualified 1-28

31.07.2011 09:40

Practice (5:00 Time) started at 9:40:01

Pos	No.	Name	Nat.	Chassis	Race Team	Laps	Best Tm	Diff	Gap In Lap	km/h
1	207	Berry Torenvliet	NED	Tonykart	Strawberry Racing	5	53.213			4 84,430
2	249	Sean Babington	GBR	Alonso	Dan Holland Racing	5	53.215	0.002	0.002	3 84,427
3	202	Edward Brand	GBR	Tonykart	Strawberry Racing	5	53.319	0.106	0.104	3 84,263
4	312	Ben Cooper	GBR	Birel	Kalman Motorsport	5	53.410	0.197	0.091	2 84,119
5	334	Mads Thomsen	DEN	RK Kart	HL Kart Racing DK	4	53.414	0.201	0.004	3 84,113
6	209	Ferenc Kancsar	AUT	Intrepid	Intrepid Force Rotax	5	53.418	0.205	0.004	3 84,106
7	219	Andreas Backman	SWE	Tonykart	Strawberry Racing	5	53.460	0.247	0.042	5 84,040
8	305	Shaun Slavin	GBR	Formula K	Formula K Holland	5	53.463	0.250	0.003	5 84,036
9	254	Kasper H Jensen	DEN	Kosmic	PB Kart Race	5	53.484	0.271	0.021	5 84,003
10	226	Aavo Talvar	EST	Intrepid	Team TKP	5	53.493	0.280	0.009	5 83,989
11	310	Lewis Plato	GBR	Tonykart	Paul Carr Racing	5	53.506	0.293	0.013	4 83,968
12	211	Ross Wylie	GBR	Alonso	Dan Holland Racing	5	53.520	0.307	0.014	3 83,946
13	267	Michael Markussen	DEN	Tonykart	RS Competition	5	53.540	0.327	0.020	4 83,915
14	304	Charlie Eastwood	GBR	Kosmic	Paul Carr Racing	5	53.552	0.339	0.012	5 83,896
15	203	Mats Van Den Brand	NED	Intrepid	Intrepid Force Rotax	5	53.562	0.349	0.010	4 83,880
16	239	Jiri Forman	CZE	MS Kart	MS Kart Racing Team	5	53.593	0.380	0.031	2 83,832
17	329	Thomas Smith	DEN	Kosmic	DMT Racing.DK	5	53.623	0.410	0.030	5 83,785
18	236	Ludvig Morin	SWE	Kosmic	Sodakart SE	5	53.679	0.466	0.056	3 83,698
19	217	Benjamin Karlog	DEN	FA Kart	Team Karlog	5	53.760	0.547	0.081	3 83,571
20	253	Niklas Dall Knudsen	DEN	Tonykart	RS Competition	5	53.766	0.553	0.006	3 83,562
21	259	Magnus Freck	DEN	Kosmic		5	53.777	0.564	0.011	5 83,545
22	273	Glen Van Droogenbroeck	BEL	Kosmic	Inkartad	5	53.864	0.651	0.087	3 83,410
23	215	Karol Dabski	POL	Intrepid	Uniq Racing	5	53.877	0.664	0.013	3 83,390
24	268	Christian Rahbek	DEN	Tonykart	RS Competition	5	53.910	0.697	0.033	5 83,339
25	341	Nicolas Claes	BEL	Gillard	DFK by PDB	5	53.961	0.748	0.051	4 83,260
26	227	Evangelos Gavalas	GRE	Birel	Kalman Motorsport	5	53.971	0.758	0.010	2 83,245
27	222	Nicolai Nielsen	DEN	Tonykart	RS Competition	5	54.014	0.801	0.043	5 83,178
28	333	Nicki Pedersen	DEN	Kosmic	PB Kart Race	4	54.574	1.361	0.560	1 82,325

Timekeeping Ingrid and Meik Wagner:

Clerk of the course Nigel Edwards:

www.mylaps.com

Steward (Chairman) Olivier Steveny:

Chief Scrutineer Paul Klaassen:

Licensed to: Motorsport Events

Printed: 31.07.2011 09:46:02

posted at:

h



Rotax Euro Challenge Thy Karting/Denmark

Rotax Seniors

Thy Karting / Denmark 1,248 Km

Warm up qualified 1-28

31.07.2011 09:40

Practice (5:00 Time) started at 9:40:01

Lap	Lap Tm	Diff	Time of Day
(207) Berry Torenvliet			
1	53.763	+0.550	9:42:14.565
2	53.418	+0.205	9:43:07.983
3	54.223	+1.010	9:44:02.206
4	53.213		9:44:55.419
5	53.498	+0.285	9:45:48.917
(249) Sean Babington			
1	53.813	+0.598	9:42:02.066
2	53.355	+0.140	9:42:55.421
3	53.215		9:43:48.636
4	53.604	+0.389	9:44:42.240
5	53.346	+0.131	9:45:35.586
(202) Edward Brand			
1	53.771	+0.452	9:42:07.064
2	53.425	+0.106	9:43:00.489
3	53.319		9:43:53.808
4	53.427	+0.108	9:44:47.235
5	53.404	+0.085	9:45:40.639
(312) Ben Cooper			
1	53.754	+0.344	9:42:04.047
2	53.410		9:42:57.457
3	53.657	+0.247	9:43:51.114
4	53.502	+0.092	9:44:44.616
5	53.474	+0.064	9:45:38.090
(334) Mads Thomsen			
1	53.880	+0.466	9:42:23.047
2	53.575	+0.161	9:43:16.622
3	53.414		9:44:10.036
4	53.473	+0.059	9:45:03.509
(209) Ferenc Kancsar			
1	54.091	+0.673	9:42:14.299
2	53.515	+0.097	9:43:07.814
3	53.418		9:44:01.232
4	53.608	+0.190	9:44:54.840
5	53.676	+0.258	9:45:48.516
(219) Andreas Backman			
1	54.057	+0.597	9:42:03.266
2	53.875	+0.415	9:42:57.141
3	54.169	+0.709	9:43:51.310
4	53.637	+0.177	9:44:44.947
5	53.460		9:45:38.407
(305) Shaun Slavin			
1	56.600	+3.137	9:42:17.603
2	53.664	+0.201	9:43:11.267
3	53.725	+0.262	9:44:04.992
4	53.494	+0.031	9:44:58.486
5	53.463		9:45:51.949
(254) Kasper H Jensen			
1	54.325	+0.841	9:41:47.354
2	53.748	+0.264	9:42:41.102
3	53.644	+0.160	9:43:34.746
4	53.715	+0.231	9:44:28.461
5	53.484		9:45:21.945
(226) Aavo Talvar			
1	54.568	+1.075	9:41:49.168
2	54.468	+0.975	9:42:43.636

Lap	Lap Tm	Diff	Time of Day
3	54.148	+0.655	9:43:37.784
4	53.554	+0.061	9:44:31.338
5	53.493		9:45:24.831
(310) Lewis Plato			
1	54.754	+1.248	9:41:48.531
2	54.366	+0.860	9:42:42.897
3	53.850	+0.344	9:43:36.747
4	53.506		9:44:30.253
5	53.731	+0.225	9:45:23.984
(211) Ross Wylie			
1	53.972	+0.452	9:41:52.496
2	53.942	+0.422	9:42:46.438
3	53.520		9:43:39.958
4	53.839	+0.319	9:44:33.797
5	53.818	+0.298	9:45:27.615
(267) Michael Markussen			
1	54.131	+0.591	9:41:49.258
2	54.115	+0.575	9:42:43.373
3	53.850	+0.310	9:43:37.223
4	53.540		9:44:30.763
5	53.750	+0.210	9:45:24.513
(304) Charlie Eastwood			
1	54.478	+0.926	9:41:50.270
2	53.976	+0.424	9:42:44.246
3	53.950	+0.398	9:43:38.196
4	54.085	+0.533	9:44:32.281
5	53.552		9:45:25.833
(203) Mats Van Den Brand			
1	54.072	+0.510	9:42:13.631
2	53.712	+0.150	9:43:07.343
3	53.585	+0.023	9:44:00.928
4	53.562		9:44:54.490
5	55.035	+1.473	9:45:49.525
(239) Jiri Forman			
1	53.921	+0.328	9:41:52.075
2	53.593		9:42:45.668
3	53.651	+0.058	9:43:39.319
4	53.924	+0.331	9:44:33.243
5	53.698	+0.105	9:45:26.941
(329) Thomas Smith			
1	53.998	+0.375	9:41:55.921
2	53.747	+0.124	9:42:49.668
3	53.812	+0.189	9:43:43.480
4	53.889	+0.266	9:44:37.369
5	53.623		9:45:30.992
(236) Ludvig Morin			
1	54.625	+0.946	9:41:48.693
2	53.892	+0.213	9:42:42.585
3	53.679		9:43:36.264
4	53.800	+0.121	9:44:30.064
5	54.182	+0.503	9:45:24.246
(217) Benjamin Karlog			
1	54.400	+0.640	9:41:51.804
2	54.209	+0.449	9:42:46.013
3	53.760		9:43:39.773
4	54.263	+0.503	9:44:34.036
5	54.330	+0.570	9:45:28.366

Lap	Lap Tm	Diff	Time of Day
(253) Niklas Dall Knudsen			
1	54.101	+0.335	9:41:54.699
2	53.819	+0.053	9:42:48.518
3	53.766		9:43:42.284
4	54.171	+0.405	9:44:36.455
5	53.927	+0.161	9:45:30.382
(259) Magnus Freck			
1	54.572	+0.795	9:42:00.386
2	54.004	+0.227	9:42:54.390
3	53.973	+0.196	9:43:48.363
4	54.176	+0.399	9:44:42.539
5	53.777		9:45:36.316
(273) Glen Van Droogenbroeck			
1	54.565	+0.701	9:41:50.074
2	54.559	+0.695	9:42:44.633
3	53.864		9:43:38.497
4	54.462	+0.598	9:44:32.959
5	54.846	+0.982	9:45:27.805
(215) Karol Dabski			
1	54.150	+0.273	9:42:05.530
2	54.068	+0.191	9:42:59.598
3	53.877		9:43:53.475
4	54.369	+0.492	9:44:47.844
5	53.971	+0.094	9:45:41.815
(268) Christian Rahbek			
1	55.039	+1.129	9:41:46.982
2	54.453	+0.543	9:42:41.435
3	53.967	+0.057	9:43:35.402
4	53.964	+0.054	9:44:29.366
5	53.910		9:45:23.276
(341) Nicolas Claes			
1	54.543	+0.582	9:41:52.319
2	54.522	+0.561	9:42:46.841
3	53.969	+0.008	9:43:40.810
4	53.961		9:44:34.771
5	53.974	+0.013	9:45:28.745
(227) Evangelos Gavalas			
1	54.415	+0.444	9:41:55.212
2	53.971		9:42:49.183
3	54.000	+0.029	9:43:43.183
4	54.404	+0.433	9:44:37.587
5	53.993	+0.022	9:45:31.580
(222) Nicolai Nielsen			
1	55.586	+1.572	9:41:49.048
2	54.208	+0.194	9:42:43.256
3	54.796	+0.782	9:43:38.052
4	54.445	+0.431	9:44:32.497
5	54.014		9:45:26.511
(333) Nicki Pedersen			
1	54.574		9:42:42.306
2	55.113	+0.539	9:43:37.419
3	56.154	+1.580	9:44:33.573
4	55.062	+0.488	9:45:28.635

Timekeeping Ingrid and Meik Wagner:

Clerk of the course Nigel Edwards:

www.mylaps.com

Steward (Chairman) Olivier Stevny:

Chief Scrutineer Paul Klaassen:

Licensed to: Motorsport Events



Rotax Euro Challenge Thy Karting/Denmark

Rotax Seniors Thy Karting / Denmark 1,248 Km

Second Chance Heat 31.07.2011 10:00


Race (11 Laps) started at 10:03:38

Pos	No.	Name	Nat.	Chassis	Race Team	Laps	Total Tm	Diff	Best Tm	In Lap	km/h	Points
1	326	Mathias Smith	DEN	Kosmic	DMT Racing.DK	11	10:03.559		53.919	8	83,325	0
2	292	Jose Pedro Faria	POR	Intrepid	OZ Racing Team	11	10:06.265	2.706	53.963	11	83,257	0
3	339	Yaro Deckers	BEL	Tonykart	MD Trucks	11	10:07.575	4.016	54.036	11	83,145	0
4	242	Jules Cousin	FRA	FA Kart	DSS Kart	11	10:07.870	4.311	54.040	8	83,138	0
5	319	Martin Andersen	DEN	Kosmic	PB Kart Race	11	10:08.981	5.422	54.114	8	83,025	0
6	228	Sandor Jakab	SVK	Birel	Kalman Motorsport	11	10:09.177	5.618	53.977	6	83,235	0
7	336	Matthieu Badet	FRA	FA Kart	RM Concept	11	10:09.466	5.907	54.014	10	83,178	0
8	346	Mike Joossens	NED	Topkart	Slangen Karting	11	10:09.909	6.350	53.762	8	83,568	0
9	225	Alex Engblom	SWE	Tonykart	Sodakart	11	10:10.242	6.683	54.098	8	83,049	0
10	232	Harry Drysdale	GBR	Tonykart	HD Racing	11	10:10.817	7.258	54.084	8	83,071	0
11	244	Christian Sorensen	DEN	First Kart	First Kart s.r.l	11	10:11.687	8.128	53.816	9	83,484	0
12	255	Stefan Riener	AUT	Intrepid	Intrepid Force Rotax	11	10:12.165	8.606	53.874	9	83,395	0
13	247	Ramon Rietveld	NED	Gillard	VZ Racing	11	10:12.662	9.103	54.161	8	82,953	0
14	284	Artur Janosz	POL	Intrepid	Uniq Racing	11	10:13.055	9.496	54.136	8	82,991	0
15	241	Michael Cool	BEL	Tonykart	Bouvin Power	11	10:13.377	9.818	54.048	8	83,126	0
16	343	Santeri Varis	FIN	Parolin	Formula K Belgium	11	10:14.261	10.702	53.791	11	83,523	0
17	298	Robin Puettmann	GER	Intrepid	MPR Racing	11	10:15.879	12.320	54.135	9	82,993	0
18	344	Renata Stodulkova	CZE	MS Kart	Gregor Racing	11	10:16.410	12.851	54.284	9	82,765	0
19	340	Tasmin Pepper	RSA	Birel	Kalman Motorsport	11	10:18.521	14.962	53.948	11	83,280	0
20	324	Pedro Paixao	POR	Intrepid	OZ Racing Team	11	10:19.566	16.007	53.974	6	83,240	0
21	342	Antii Ollikainen	FIN	RK Kart	SpeedFun	11	10:20.228	16.669	54.037	6	83,143	0
22	235	Jonas Fors	SWE	Tonykart	Sodakart SE	11	10:20.308	16.749	54.147	6	82,974	0
23	283	Sandra Andersson	SWE	Energy	Energy Team Sweden	11	10:23.479	19.920	54.654	10	82,204	0
24	338	Jonathan Johansson	SWE	Gillard	PDB Racing Sweden	11	10:24.259	20.700	54.159	11	82,956	0
25	337	Akio Morito	JPN	Intrepid	Intrepid Force Rotax	11	10:26.806	23.247	54.589	10	82,302	0
26	238	Katerina Zurkova	CZE	MS Kart	MS Kart Racing Team	10	10:13.736	1 Lap	54.229	10	82,849	0
27	221	Vladislav Kurakin	RUS	MS Kart	MS Kart Racing Team	7	6:39.988	4 Laps	54.027	6	83,158	0
28	286	Julian Kleinwort	GER	M-Tec	Kartschmie.de	4	3:48.778	7 Laps	55.025	4	81,650	0
29	313	Erik Stillman	SWE	Sodi	Wallberg Motorsport	2	2:07.317	9 Laps	58.132	2	77,286	0
30	294	Jacob Kallestrup	DEN	Bremer Kart	RBR Kart Team	1	1:17.359	10 Laps	1:16.404	1	58,803	0
31	230	David Agerstig	SWE	Sodi	Nivo Karting	1	1:24.877	10 Laps	1:23.816	1	53,603	0
32	208	Antoine Barthon	FRA	FA Kart	Dan Holland Racing		0.109	11 Laps		0	-	0
33	347	Philip Olesen	DEN	Intrepid	Kart Racer		0.367	11 Laps		0	-	0
34	216	Niki Laa	AUT	Birel	Kalman Motorsport		1.237	11 Laps		0	-	0

Announcements

These results are provisional until the conclusion of any judicial and technical matters
 No. 232 warning board
 No. 298 time penalty 3 sec. / leaving corridor
 Position 1 to 6 are qualified for the pre-final heat
 Started: 34 Classified: 34 Not classified: 0

Margin of Victory	Ø km/h	Best Lap Tm	km/h	Best Lap by
2.706	81,882	53.762	83,568	346 - Mike Joossens

Timekeeping Ingrid and Meik Wagner:  Clerk of the course Nigel Edwards: www.mylaps.com
 Steward (Chairman) Olivier Steveny: Chief Scrutineer Paul Klaassen: Licensed to: Motorsport Events
 Printed: 31.07.2011 10:15:19 posted at: h



Rotax Euro Challenge Thy Karting/Denmark

Rotax Seniors

Thy Karting / Denmark 1,248 Km

Second Chance Heat

31.07.2011 10:00

Race (11 Laps) started at 10:03:38

Lap	Lap Tm	Diff	Time of Day
(326) Mathias Smith			
1	56.459	+2.540	10:04:35.474
2	56.308	+2.389	10:05:31.782
3	55.771	+1.852	10:06:27.553
4	54.823	+0.904	10:07:22.376
5	54.512	+0.593	10:08:16.888
6	54.471	+0.552	10:09:11.359
7	54.702	+0.783	10:10:06.061
8	53.919		10:10:59.980
9	54.167	+0.248	10:11:54.147
10	54.256	+0.337	10:12:48.403
11	54.098	+0.179	10:13:42.501

(292) Jose Pedro Faria			
1	59.123	+5.160	10:04:38.511
2	56.684	+2.721	10:05:35.195
3	55.863	+1.900	10:06:31.058
4	54.722	+0.759	10:07:25.780
5	54.632	+0.669	10:08:20.412
6	54.366	+0.403	10:09:14.778
7	54.228	+0.265	10:10:09.006
8	54.004	+0.041	10:11:03.010
9	54.255	+0.292	10:11:57.265
10	53.979	+0.016	10:12:51.244
11	53.963		10:13:45.207

(339) Yaro Deckers			
1	57.541	+3.505	10:04:36.483
2	56.803	+2.767	10:05:33.286
3	56.333	+2.297	10:06:29.619
4	55.365	+1.329	10:07:24.984
5	55.332	+1.296	10:08:20.316
6	54.691	+0.655	10:09:15.007
7	54.617	+0.581	10:10:09.624
8	54.057	+0.021	10:11:03.681
9	54.640	+0.604	10:11:58.321
10	54.160	+0.124	10:12:52.481
11	54.036		10:13:46.517

(242) Jules Cousin			
1	1:00.515	+6.475	10:04:40.092
2	55.766	+1.726	10:05:35.858
3	56.277	+2.237	10:06:32.135
4	54.770	+0.730	10:07:26.905
5	54.223	+0.183	10:08:21.128
6	54.402	+0.362	10:09:15.530
7	54.354	+0.314	10:10:09.884
8	54.040		10:11:03.924
9	54.622	+0.582	10:11:58.546
10	54.119	+0.079	10:12:52.665
11	54.147	+0.107	10:13:46.812

(319) Martin Andersen			
1	58.769	+4.655	10:04:38.066
2	56.707	+2.593	10:05:34.773
3	55.536	+1.422	10:06:30.309
4	55.045	+0.931	10:07:25.354
5	54.785	+0.671	10:08:20.139
6	54.482	+0.368	10:09:14.621
7	54.806	+0.692	10:10:09.427
8	54.114		10:11:03.541
9	55.640	+1.526	10:11:59.181
10	54.202	+0.088	10:12:53.383
11	54.540	+0.426	10:13:47.923

(228) Sandor Jakab			
1	1:02.161	+8.184	10:04:41.969
2	55.661	+1.684	10:05:37.630
3	55.882	+1.905	10:06:33.512
4	54.372	+0.395	10:07:27.884
5	54.487	+0.510	10:08:22.371
6	53.977		10:09:16.348
7	54.132	+0.155	10:10:10.480
8	54.261	+0.284	10:11:04.741
9	54.850	+0.873	10:11:59.591
10	54.035	+0.058	10:12:53.626
11	54.493	+0.516	10:13:48.119

(336) Matthieu Badet			
1	1:00.106	+6.092	10:04:39.527
2	56.720	+2.706	10:05:36.247
3	57.608	+3.594	10:06:33.855
4	54.587	+0.573	10:07:28.442
5	54.731	+0.717	10:08:23.173
6	54.203	+0.189	10:09:17.376
7	54.237	+0.223	10:10:11.613
8	54.296	+0.282	10:11:05.909
9	54.243	+0.229	10:12:00.152
10	54.014		10:12:54.166
11	54.242	+0.228	10:13:48.408

(346) Mike Joossens			
1	1:03.668	+9.906	10:04:44.092
2	55.790	+2.028	10:05:39.882
3	55.631	+1.869	10:06:35.513
4	54.563	+0.801	10:07:30.076
5	54.231	+0.469	10:08:24.307
6	54.303	+0.541	10:09:18.610
7	54.060	+0.298	10:10:12.670
8	53.762		10:11:06.432
9	54.065	+0.303	10:12:00.497
10	54.439	+0.677	10:12:54.936
11	53.915	+0.153	10:13:48.851

(225) Alex Engblom			
1	59.642	+5.544	10:04:38.826
2	56.479	+2.381	10:05:35.305
3	55.918	+1.820	10:06:31.223
4	54.722	+0.624	10:07:25.945
5	54.669	+0.571	10:08:20.614
6	54.683	+0.585	10:09:15.297
7	54.732	+0.634	10:10:10.029
8	54.098		10:11:04.127
9	55.831	+1.733	10:11:59.958
10	54.857	+0.759	10:12:54.815
11	54.369	+0.271	10:13:49.184

(232) Harry Drysdale			
1	59.822	+5.738	10:04:39.321
2	56.278	+2.194	10:05:35.599
3	58.782	+4.698	10:06:34.381
4	54.630	+0.546	10:07:29.011
5	54.444	+0.360	10:08:23.455
6	54.505	+0.421	10:09:17.960
7	54.299	+0.215	10:10:12.259
8	54.084		10:11:06.343
9	54.500	+0.416	10:12:00.843
10	54.327	+0.243	10:12:55.170
11	54.589	+0.505	10:13:49.759

(244) Christian Sorensen			
---------------------------------	--	--	--

(255) Stefan Riener			
1	1:06.636	+12.820	10:04:46.227
2	56.041	+2.225	10:05:42.268
3	55.271	+1.455	10:06:37.539
4	54.471	+0.655	10:07:32.010
5	54.284	+0.468	10:08:26.294
6	54.041	+0.225	10:09:20.335
7	54.012	+0.196	10:10:14.347
8	54.395	+0.579	10:11:08.742
9	53.816		10:12:02.558
10	54.119	+0.303	10:12:56.677
11	53.952	+0.136	10:13:50.629

(247) Ramon Rietveld			
1	1:03.409	+9.535	10:04:44.663
2	55.869	+1.995	10:05:40.532
3	55.748	+1.874	10:06:36.280
4	54.719	+0.845	10:07:30.999
5	54.320	+0.446	10:08:25.319
6	54.397	+0.523	10:09:19.716
7	54.294	+0.420	10:10:14.010
8	54.478	+0.604	10:11:08.488
9	53.874		10:12:02.362
10	54.600	+0.726	10:12:56.962
11	54.145	+0.271	10:13:51.107

(242) Artur Janosz			
1	58.715	+4.554	10:04:37.813
2	57.314	+3.153	10:05:35.127
3	1:00.591	+6.430	10:06:35.718
4	54.884	+0.723	10:07:30.602
5	54.459	+0.298	10:08:25.061
6	54.422	+0.261	10:09:19.483
7	54.243	+0.082	10:10:13.726
8	54.161		10:11:07.887
9	54.203	+0.042	10:12:02.090
10	55.012	+0.851	10:12:57.102
11	54.502	+0.341	10:13:51.604

(241) Michael Cool			
1	1:03.678	+9.542	10:04:44.851
2	55.914	+1.778	10:05:40.765
3	56.102	+1.966	10:06:36.867
4	54.850	+0.714	10:07:31.717
5	54.327	+0.191	10:08:26.044
6	54.590	+0.454	10:09:20.634
7	54.355	+0.219	10:10:14.989
8	54.136		10:11:09.125
9	54.249	+0.113	10:12:03.374
10	54.253	+0.117	10:12:57.627
11	54.370	+0.234	10:13:51.997

(241) Michael Cool			
1	1:07.960	+13.912	10:04:47.427
2	55.580	+1.532	10:05:43.007
3	55.115	+1.067	10:06:38.122
4	54.722	+0.674	10:07:32.844
5	54.213	+0.165	10:08:27.057
6	54.208	+0.160	10:09:21.265
7	54.158	+0.110	10:10:15.423
8	54.048		10:11:09.471
9	54.164	+0.116	10:12:03.635
10	54.396	+0.348	10:12:58.031
11	54.288	+0.240	10:13:52.319

(343) Santeri Varis			
1	1:08.541	+14.750	10:04:48.528





Rotax Euro Challenge Thy Karting/Denmark

Rotax Seniors

Thy Karting / Denmark 1,248 Km

Second Chance Heat

31.07.2011 10:00

Race (11 Laps) started at 10:03:38

Lap	Lap Tm	Diff	Time of Day
2	56.346	+2.555	10:05:44.874
3	55.307	+1.516	10:06:40.181
4	54.923	+1.132	10:07:35.104
5	54.171	+0.380	10:08:29.275
6	54.008	+0.217	10:09:23.283
7	54.237	+0.446	10:10:17.520
8	54.118	+0.327	10:11:11.638
9	53.947	+0.156	10:12:05.585
10	53.827	+0.036	10:12:59.412
11	53.791		10:13:53.203

(298) Robin Puettmann

1	1:04.727	+10.592	10:04:45.261
2	55.655	+1.520	10:05:40.916
3	55.480	+1.345	10:06:36.396
4	54.775	+0.640	10:07:31.171
5	54.417	+0.282	10:08:25.588
6	54.394	+0.259	10:09:19.982
7	54.825	+0.690	10:10:14.807
8	54.215	+0.080	10:11:09.022
9	54.135		10:12:03.157
10	54.217	+0.082	10:12:57.374
11	54.447	+0.312	10:13:51.821

(344) Renata Stodulkova

1	1:05.162	+10.878	10:04:45.799
2	56.319	+2.035	10:05:42.118
3	55.724	+1.440	10:06:37.842
4	55.816	+1.532	10:07:33.658
5	54.686	+0.402	10:08:28.344
6	54.313	+0.029	10:09:22.657
7	54.525	+0.241	10:10:17.182
8	54.900	+0.616	10:11:12.082
9	54.284		10:12:06.366
10	54.516	+0.232	10:13:00.882
11	54.470	+0.186	10:13:55.352

(340) Tasmin Pepper

1	1:09.803	+15.855	10:04:50.125
2	57.097	+3.149	10:05:47.222
3	55.383	+1.435	10:06:42.605
4	54.641	+0.693	10:07:37.246
5	54.332	+0.384	10:08:31.578
6	53.972	+0.024	10:09:25.550
7	54.000	+0.052	10:10:19.550
8	55.695	+1.747	10:11:15.245
9	54.113	+0.165	10:12:09.358
10	54.157	+0.209	10:13:03.515
11	53.948		10:13:57.463

(324) Pedro Paixao

1	1:09.854	+15.880	10:04:48.989
2	57.453	+3.479	10:05:46.442
3	56.346	+2.372	10:06:42.788
4	54.636	+0.662	10:07:37.424
5	54.399	+0.425	10:08:31.823
6	53.974		10:09:25.797
7	54.125	+0.151	10:10:19.922
8	56.035	+2.061	10:11:15.957
9	54.006	+0.032	10:12:09.963
10	54.199	+0.225	10:13:04.162
11	54.346	+0.372	10:13:58.508

(342) Antti Ollikainen

1	1:08.156	+14.119	10:04:47.895
2	56.607	+2.570	10:05:44.502

Lap	Lap Tm	Diff	Time of Day
3	55.243	+1.206	10:06:39.745
4	55.434	+1.397	10:07:35.179
5	54.436	+0.399	10:08:29.615
6	54.037		10:09:23.652
7	54.116	+0.079	10:10:17.768
8	56.147	+2.110	10:11:13.915
9	55.026	+0.989	10:12:08.941
10	55.115	+1.078	10:13:04.056
11	55.114	+1.077	10:13:59.170

(235) Jonas Fors

1	1:08.863	+14.716	10:04:48.787
2	56.897	+2.750	10:05:45.684
3	55.322	+1.175	10:06:41.006
4	54.740	+0.593	10:07:35.746
5	54.476	+0.329	10:08:30.222
6	54.147		10:09:24.369
7	54.168	+0.021	10:10:18.537
8	57.117	+2.970	10:11:15.654
9	55.080	+0.933	10:12:10.734
10	54.250	+0.103	10:13:04.984
11	54.266	+0.119	10:13:59.250

(283) Sandra Andersson

1	1:04.512	+9.858	10:04:45.432
2	57.240	+2.586	10:05:42.672
3	56.777	+2.123	10:06:39.449
4	56.143	+1.489	10:07:35.592
5	57.976	+3.322	10:08:33.568
6	55.039	+0.385	10:09:28.607
7	54.907	+0.253	10:10:23.514
8	54.830	+0.176	10:11:18.344
9	54.744	+0.090	10:12:13.088
10	54.654		10:13:07.742
11	54.679	+0.025	10:14:02.421

(338) Jonathan Johansson

1	1:07.998	+13.839	10:04:49.201
2	57.314	+3.155	10:05:46.515
3	55.638	+1.479	10:06:42.153
4	58.806	+4.647	10:07:40.959
5	55.087	+0.928	10:08:36.046
6	54.936	+0.777	10:09:30.982
7	54.509	+0.350	10:10:25.491
8	54.974	+0.815	10:11:20.465
9	54.341	+0.182	10:12:14.806
10	54.236	+0.077	10:13:09.042
11	54.159		10:14:03.201

(337) Akio Morito

1	1:10.797	+16.208	10:04:51.327
2	57.620	+3.031	10:05:48.947
3	56.172	+1.583	10:06:45.119
4	55.802	+1.213	10:07:40.921
5	55.867	+1.278	10:08:36.788
6	55.306	+0.717	10:09:32.094
7	54.800	+0.211	10:10:26.894
8	54.716	+0.127	10:11:21.610
9	54.805	+0.216	10:12:16.415
10	54.589		10:13:11.004
11	54.744	+0.155	10:14:05.748

(238) Katerina Zirkova

1	1:07.872	+13.643	10:04:47.607
2	57.138	+2.909	10:05:44.745
3	57.104	+2.875	10:06:41.849

Lap	Lap Tm	Diff	Time of Day
4	54.851	+0.622	10:07:36.700
5	55.996	+1.767	10:08:32.696
6	1:34.446	+40.217	10:10:07.142
7	54.960	+0.731	10:11:02.102
8	1:00.274	+6.045	10:12:02.376
9	56.073	+1.844	10:12:58.449
10	54.229		10:13:52.678

(221) Vladislav Kurakin

1	1:09.837	+15.810	10:04:49.060
2	56.837	+2.810	10:05:45.897
3	55.262	+1.235	10:06:41.159
4	54.752	+0.725	10:07:35.911
5	54.888	+0.861	10:08:30.799
6	54.027		10:09:24.826
7	54.104	+0.077	10:10:18.930

(286) Julian Kleinwort

1	1:01.383	+6.358	10:04:41.036
2	55.785	+0.760	10:05:36.821
3	55.874	+0.849	10:06:32.695
4	55.025		10:07:27.720

(313) Erik Stillman

1	1:08.427	+10.295	10:04:48.127
2	58.132		10:05:46.259

(294) Jacob Kallestrup

1	1:16.404		10:04:56.301
---	-----------------	--	--------------

(230) David Agerstig

1	1:23.816		10:05:03.819
---	-----------------	--	--------------



Rotax Max Euro Challenge 20
 Class: Rotax Max Seniors
 Date/Time: 31.07.2011 12:20

Track: Thy Karting / Denmark
 Heat: Prefinal
 Laps: 14

Edition 1

Martin Andersen	319	2nd Chance 5	17	Sandor Jakob	228	2nd Chance 6
	33				34	
Yaro Deckers	339	2nd Chance 3	16	Jules Cousin	242	2nd Chance 4
	31				32	
Mathias Smith	326	2nd Chance 1	15	Jose Pedro Faria	292	2nd Chance 2
	29				30	
Thomas Smith	329	Points 54 Quali Rank 29	14	Nicki Pedersen	333	Points 55 Quali Rank 31
	27				28	
Nicolas Claes	341	Points 49 Quali Rank 26	13	Andreas Backman	219	Points 51 Quali Rank 38
	25				26	
Christian Rahbek	268	Points 47 Quali Rank 17	12	Benjamin Karlog	217	Points 48 Quali Rank 34
	23				24	
Mads Thomsen	334	Points 46 Quali Rank 11	11	Evangelos Gavalas	227	Points 46 Quali Rank 20
	21				22	
Magnus Freck	259	Points 43 Quali Rank 42	10	Lewis Plato	310	Points 44 Quali Rank 27
	19				20	
Ross Wylie	211	Points 39 Quali Rank 18	9	Glen Van Droogenbro	273	Points 39 Quali Rank 21
	17				18	
Charlie Eastwood	304	Points 30 Quali Rank 5	8	Aavo Talvar	226	Points 31 Quali Rank 4
	15				16	
Ludvig Morin	236	Points 27 Quali Rank 32	7	Ferenc Kancsar	209	Points 29 Quali Rank 9
	13				14	
Ben Cooper	312	Points 24 Quali Rank 1	6	Nicolai Nielsen	222	Points 24 Quali Rank 14
	11				12	
Michael Markussen	267	Points 20 Quali Rank 16	5	Jiri Forman	239	Points 23 Quali Rank 8
	9				10	
Karol Dabski	215	Points 19 Quali Rank 6	4	Mats Van Den Brand	203	Points 20 Quali Rank 7
	7				8	
Niklas Dall Knudsen	253	Points 17 Quali Rank 10	3	Shaun Slavin	305	Points 18 Quali Rank 28
	5				6	
Sean Babington	249	Points 6 Quali Rank 12	2	Berry Torenvliet	207	Points 13 Quali Rank 15
	3				4	
Kasper H Jensen	254	Points 2 Quali Rank 3	1	Edward Brand	202	Points 5 Quali Rank 2
	1				2	

Pole Position

Clerk of the course Nigel Edwards:
 Stewards (Chairman) Olivier Steveny:

Scrutineer Paul Klaassen:
 Timekeeping Ingrid/Meik Wagner:



Rotax Euro Challenge Thy Karting/Denmark

Rotax Seniors

Thy Karting / Denmark 1,248 Km

Consolation Race qualified 63-90

31.07.2011 10:40

Race (11 Laps) started at 10:42:12

Pos	No.	Name	Nat.	Chassis	Race Team	Laps	Total Tm	Diff	Best Tm	In Lap	km/h	Points
1	345	Luke Chudleigh	CAN	CRG	Prime	11	9:55.198		53.888	10	83,373	0
2	327	Brian Larsen	DEN	RK Kart	HL Kart Racing DK	11	9:57.019	1.821	53.990	7	83,215	0
3	328	Nanna Gotsche	DEN	MacMinarelli	Teckart Racing	11	9:58.557	3.359	54.121	7	83,014	0
4	330	Kristoffer Johansson	DEN	MacMinarelli	Teckart Racing	11	10:06.327	11.129	54.638	10	82,228	0

Not classified

DNS	282	Aleksander Bosak	POL	Alonso	Dan Holland Racing			DNS		0	-	0
DNS	214	Barrie Pullinger	GBR	Tonykart	Strawberry Racing			DNS		0	-	0
DNS	311	Stephen Tyldsley	GBR	Gillard	Armored UK			DNS		0	-	0
DNS	287	Kevin Kemmling	GER	M-Tec	Kartschmie.de			DNS		0	-	0

Announcements

These results are provisional until the conclusion of any judicial and technical matters

Started: 4 Classified: 4 Not classified: 0

Margin of Victory	Ø km/h	Best Lap Tm	km/h	Best Lap by
1.821	83,033	53.888	83,373	345 - Luke Chudleigh

Official Timing www.motorsport-events.se / www.camp-company.de

Orbits

Timekeeping Ingrid and Meik Wagner:

Clerk of the course Nigel Edwards:

www.mylaps.com

Steward (Chairman) Olivier Steveny:

Chief Scrutineer Paul Klaassen:

Licensed to: Motorsport Events

Printed: 31.07.2011 10:53:45

posted at:

h



Rotax Euro Challenge Thy Karting/Denmark

Rotax Seniors

Thy Karting / Denmark 1,248 Km

Consolation Race qualified 63-90

31.07.2011 10:40

Race (11 Laps) started at 10:42:12

Lap	Lap Tm	Diff	Time of Day
(345) Luke Chudleigh			
1	55.150	+1.262	10:43:07.526
2	54.208	+0.320	10:44:01.734
3	54.091	+0.203	10:44:55.825
4	53.994	+0.106	10:45:49.819
5	54.121	+0.233	10:46:43.940
6	53.948	+0.060	10:47:37.888
7	53.926	+0.038	10:48:31.814
8	54.003	+0.115	10:49:25.817
9	53.921	+0.033	10:50:19.738
10	53.888		10:51:13.626
11	53.923	+0.035	10:52:07.549

(327) Brian Larsen			
1	55.645	+1.655	10:43:07.996
2	54.488	+0.498	10:44:02.484
3	54.437	+0.447	10:44:56.921
4	54.162	+0.172	10:45:51.083
5	54.080	+0.090	10:46:45.163
6	53.996	+0.006	10:47:39.159
7	53.990		10:48:33.149
8	54.111	+0.121	10:49:27.260
9	54.009	+0.019	10:50:21.269
10	54.086	+0.096	10:51:15.355
11	54.015	+0.025	10:52:09.370

(328) Nanna Gotsche			
1	56.050	+1.929	10:43:08.529
2	54.295	+0.174	10:44:02.824
3	54.383	+0.262	10:44:57.207
4	54.219	+0.098	10:45:51.426
5	54.129	+0.008	10:46:45.555
6	54.154	+0.033	10:47:39.709
7	54.121		10:48:33.830
8	54.310	+0.189	10:49:28.140
9	54.324	+0.203	10:50:22.464
10	54.181	+0.060	10:51:16.645
11	54.263	+0.142	10:52:10.908

(330) Kristoffer Johansson			
1	56.368	+1.730	10:43:09.097
2	54.819	+0.181	10:44:03.916
3	54.869	+0.231	10:44:58.785
4	55.069	+0.431	10:45:53.854
5	55.280	+0.642	10:46:49.134
6	55.093	+0.455	10:47:44.227
7	54.952	+0.314	10:48:39.179
8	55.203	+0.565	10:49:34.382
9	54.703	+0.065	10:50:29.085
10	54.638		10:51:23.723
11	54.955	+0.317	10:52:18.678

Lap	Lap Tm	Diff	Time of Day
-----	--------	------	-------------

Lap	Lap Tm	Diff	Time of Day
-----	--------	------	-------------



Rotax Euro Challenge Thy Karting/Denmark

Rotax Seniors

Thy Karting / Denmark 1,248 Km

Pre-Final

31.07.2011 12:20

Race (14 Laps) started at 12:22:42

Pos	No.	Name	Nat.	Chassis	Race Team	Laps	Total Tm	Diff	Best Tm	In Lap	km/h	Points
1	254	Kasper H Jensen	DEN	Kosmic	PB Kart Race	14	12:36.812		53.316	14	84,267	34
2	312	Ben Cooper	GBR	Birel	Kalman Motorsport	14	12:40.065	3.253	53.619	13	83,791	33
3	249	Sean Babington	GBR	Alonso	Dan Holland Racing	14	12:40.262	3.450	53.374	14	84,176	32
4	211	Ross Wylie	GBR	Alonso	Dan Holland Racing	14	12:41.097	4.285	53.539	14	83,916	31
5	209	Ferenc Kancsar	AUT	Intrepid	Intrepid Force Rotax	14	12:41.387	4.575	53.522	8	83,943	30
6	236	Ludvig Morin	SWE	Kosmic	Sodakart SE	14	12:42.709	5.897	53.648	11	83,746	29
7	203	Mats Van Den Brand	NED	Intrepid	Intrepid Force Rotax	14	12:42.843	6.031	53.614	13	83,799	28
8	305	Shaun Slavin	GBR	Formula K	Formula K Holland	14	12:43.504	6.692	53.479	14	84,011	27
9	334	Mads Thomsen	DEN	RK Kart	HL Kart Racing DK	14	12:44.343	7.531	53.614	14	83,799	26
10	304	Charlie Eastwood	GBR	Kosmic	Paul Carr Racing	14	12:44.658	7.846	53.687	9	83,685	25
11	222	Nicolai Nielsen	DEN	Tonykart	RS Competition	14	12:45.148	8.336	53.699	14	83,666	24
12	259	Magnus Freck	DEN	Kosmic		14	12:45.718	8.906	53.756	7	83,578	23
13	268	Christian Rahbek	DEN	Tonykart	RS Competition	14	12:45.957	9.145	53.609	13	83,807	22
14	239	Jiri Forman	CZE	MS Kart	MS Kart Racing Team	14	12:46.375	9.563	53.504	14	83,971	21
15	341	Nicolas Claes	BEL	Gillard	DFK by PDB	14	12:46.966	10.154	53.691	14	83,679	20
16	273	Glen Van Droogenbroeck	BEL	Kosmic	Inkartad	14	12:47.272	10.460	53.601	7	83,819	19
17	333	Nicki Pedersen	DEN	Kosmic	PB Kart Race	14	12:47.839	11.027	53.871	14	83,399	18
18	292	Jose Pedro Faria	POR	Intrepid	OZ Racing Team	14	12:48.106	11.294	53.531	14	83,929	17
19	329	Thomas Smith	DEN	Kosmic	DMT Racing.DK	14	12:48.965	12.153	53.639	10	83,760	16
20	215	Karol Dabski	POL	Intrepid	Uniq Racing	14	12:49.325	12.513	53.583	10	83,847	15
21	326	Mathias Smith	DEN	Kosmic	DMT Racing.DK	14	12:49.526	12.714	53.570	13	83,868	14
22	253	Niklas Dall Knudsen	DEN	Tonykart	RS Competition	14	12:50.034	13.222	53.666	12	83,718	13
23	226	Aavo Talvar	EST	Intrepid	Team TKP	14	12:50.360	13.548	53.479	14	84,011	12
24	267	Michael Markussen	DEN	Tonykart	RS Competition	14	12:52.584	15.772	53.491	12	83,992	11
25	227	Evangelos Gavalas	GRE	Birel	Kalman Motorsport	14	12:53.168	16.356	53.887	13	83,374	10
26	217	Benjamin Karlog	DEN	FA Kart	Team Karlog	14	12:53.305	16.493	53.916	14	83,330	9
27	319	Martin Andersen	DEN	Kosmic	PB Kart Race	14	12:54.042	17.230	53.891	12	83,368	8
28	242	Jules Cousin	FRA	FA Kart	DSS Kart	14	12:54.715	17.903	53.924	12	83,317	7
29	228	Sandor Jakab	SVK	Birel	Kalman Motorsport	14	12:54.774	17.962	53.943	14	83,288	6
30	339	Yaro Deckers	BEL	Tonykart	MD Trucks	14	12:54.920	18.108	53.873	9	83,396	5
31	219	Andreas Backman	SWE	Tonykart	Strawberry Racing	14	12:55.313	18.501	53.813	14	83,489	4
32	202	Edward Brand	GBR	Tonykart	Strawberry Racing	14	12:56.302	19.490	53.267	12	84,345	3
33	207	Berry Torenvliet	NED	Tonykart	Strawberry Racing	1	59.854	13 Laps	59.675	1	75,288	2
34	310	Lewis Plato	GBR	Tonykart	Paul Carr Racing	1	1:00.429	13 Laps	59.305	1	75,758	1

Announcements

These results are provisional until the conclusion of any judicial and technical matters

No. 267 warning board

Started: 34 Classified: 34 Not classified: 0

Margin of Victory	Ø km/h	Best Lap Tm	km/h	Best Lap by
3.253	83,111	53.267	84,345	202 - Edward Brand

Official Timing www.motorsport-events.se / www.camp-company.de

Orbits

Timekeeping Ingrid and Meik Wagner:

Clerk of the course Nigel Edwards:

www.mylaps.com

Steward (Chairman) Olivier Steveny:

Chief Scrutineer Paul Klaassen:

Licensed to: Motorsport Events

Printed: 31.07.2011 12:37:32

posted at: h



Rotax Euro Challenge Thy Karting/Denmark

Rotax Seniors

Thy Karting / Denmark 1,248 Km

Pre-Final

31.07.2011 12:20

Race (14 Laps) started at 12:22:42

Lap	Lap Tm	Diff	Time of Day
(254) Kasper H Jensen			
1	56.219	+2.903	12:23:39.127
2	55.853	+2.537	12:24:34.980
3	55.077	+1.761	12:25:30.057
4	54.255	+0.939	12:26:24.312
5	53.909	+0.593	12:27:18.221
6	53.761	+0.445	12:28:11.982
7	53.588	+0.272	12:29:05.570
8	53.502	+0.186	12:29:59.072
9	53.371	+0.055	12:30:52.443
10	53.523	+0.207	12:31:45.966
11	53.443	+0.127	12:32:39.409
12	53.655	+0.339	12:33:33.064
13	53.340	+0.024	12:34:26.404
14	53.316		12:35:19.720

(312) Ben Cooper			
1	56.841	+3.222	12:23:40.174
2	55.678	+2.059	12:24:35.852
3	55.123	+1.504	12:25:30.975
4	54.397	+0.778	12:26:25.372
5	54.000	+0.381	12:27:19.372
6	53.833	+0.214	12:28:13.205
7	53.690	+0.071	12:29:06.895
8	53.713	+0.094	12:30:00.608
9	53.734	+0.115	12:30:54.342
10	53.838	+0.219	12:31:48.180
11	53.729	+0.110	12:32:41.909
12	53.749	+0.130	12:33:35.658
13	53.619		12:34:29.277
14	53.696	+0.077	12:35:22.973

(249) Sean Babington			
1	58.752	+5.378	12:23:41.734
2	55.436	+2.062	12:24:37.170
3	55.051	+1.677	12:25:32.221
4	54.403	+1.029	12:26:26.624
5	53.949	+0.575	12:27:20.573
6	53.874	+0.500	12:28:14.447
7	53.712	+0.338	12:29:08.159
8	53.624	+0.250	12:30:01.783
9	53.533	+0.159	12:30:55.316
10	53.735	+0.361	12:31:49.051
11	53.476	+0.102	12:32:42.527
12	53.558	+0.184	12:33:36.085
13	53.711	+0.337	12:34:29.796
14	53.374		12:35:23.170

(211) Ross Wylie			
1	57.355	+3.816	12:23:40.920
2	55.436	+1.897	12:24:36.356
3	55.147	+1.608	12:25:31.503
4	54.355	+0.816	12:26:25.858
5	54.457	+0.918	12:27:20.315
6	53.920	+0.381	12:28:14.235
7	53.695	+0.156	12:29:07.930
8	53.604	+0.065	12:30:01.534
9	53.623	+0.084	12:30:55.157
10	54.243	+0.704	12:31:49.400
11	53.566	+0.027	12:32:42.966
12	53.713	+0.174	12:33:36.679
13	53.787	+0.248	12:34:30.466
14	53.539		12:35:24.005

(209) Ferenc Kancsar			
-----------------------------	--	--	--

(236) Ludvig Morin			
1	56.581	+2.933	12:23:39.995
2	55.634	+1.986	12:24:35.629
3	54.926	+1.278	12:25:30.555
4	54.227	+0.579	12:26:24.782
5	53.928	+0.280	12:27:18.710
6	53.969	+0.321	12:28:12.679
7	53.865	+0.217	12:29:06.544
8	53.785	+0.137	12:30:00.329
9	53.761	+0.113	12:30:54.090
10	55.711	+2.063	12:31:49.801
11	53.648		12:32:43.449
12	53.709	+0.061	12:33:37.158
13	54.003	+0.355	12:34:31.161
14	54.456	+0.808	12:35:25.617

(203) Mats Van Den Brand			
1	58.160	+4.546	12:23:41.516
2	55.956	+2.342	12:24:37.472
3	55.213	+1.599	12:25:32.685
4	54.722	+1.108	12:26:27.407
5	54.180	+0.566	12:27:21.587
6	53.858	+0.244	12:28:15.445
7	54.009	+0.395	12:29:09.454
8	53.626	+0.012	12:30:03.080
9	53.620	+0.006	12:30:56.700
10	53.932	+0.318	12:31:50.632
11	53.810	+0.196	12:32:44.442
12	53.711	+0.097	12:33:38.153
13	53.614		12:34:31.767
14	53.984	+0.370	12:35:25.751

(305) Shaun Slavin			
1	57.876	+4.397	12:23:41.079
2	55.421	+1.942	12:24:36.500
3	55.560	+2.081	12:25:32.060
4	54.834	+1.355	12:26:26.894
5	54.299	+0.820	12:27:21.193
6	54.025	+0.546	12:28:15.218
7	54.367	+0.888	12:29:09.585
8	53.744	+0.265	12:30:03.329
9	53.695	+0.216	12:30:57.024
10	53.861	+0.382	12:31:50.885
11	54.990	+1.511	12:32:45.875
12	53.520	+0.041	12:33:39.395
13	53.538	+0.059	12:34:32.933
14	53.479		12:35:26.412

(334) Mads Thomsen			
1	59.106	+5.492	12:23:42.938
2	55.475	+1.861	12:24:38.413

(304) Charlie Eastwood			
1	57.243	+3.556	12:23:40.740
2	55.507	+1.820	12:24:36.247
3	55.456	+1.769	12:25:31.703
4	54.684	+0.997	12:26:26.387
5	54.434	+0.747	12:27:20.821
6	53.995	+0.308	12:28:14.816
7	54.205	+0.518	12:29:09.021
8	53.695	+0.008	12:30:02.716
9	53.687		12:30:56.403
10	53.964	+0.277	12:31:50.367
11	55.947	+2.260	12:32:46.314
12	53.782	+0.095	12:33:40.096
13	53.769	+0.082	12:34:33.865
14	53.701	+0.014	12:35:27.566

(222) Nicolai Nielsen			
1	1:00.783	+7.084	12:23:44.271
2	55.126	+1.427	12:24:39.397
3	54.652	+0.953	12:25:34.049
4	54.324	+0.625	12:26:28.373
5	54.034	+0.335	12:27:22.407
6	53.707	+0.008	12:28:16.114
7	53.778	+0.079	12:29:09.892
8	53.937	+0.238	12:30:03.829
9	53.802	+0.103	12:30:57.631
10	53.785	+0.086	12:31:51.416
11	55.452	+1.753	12:32:46.868
12	53.772	+0.073	12:33:40.640
13	53.717	+0.018	12:34:34.357
14	53.699		12:35:28.056

(259) Magnus Freck			
1	1:00.794	+7.038	12:23:44.510
2	55.515	+1.759	12:24:40.025
3	54.454	+0.698	12:25:34.479
4	54.093	+0.337	12:26:28.572
5	54.084	+0.328	12:27:22.656
6	53.810	+0.054	12:28:16.466
7	53.756		12:29:10.222
8	53.817	+0.061	12:30:04.039
9	53.864	+0.108	12:30:57.903
10	53.772	+0.016	12:31:51.675
11	55.459	+1.703	12:32:47.134
12	53.875	+0.119	12:33:41.009
13	53.787	+0.031	12:34:34.796
14	53.830	+0.074	12:35:28.626

(268) Christian Rahbek			
1	59.522	+5.913	12:23:43.598
2	55.366	+1.757	12:24:38.964
3	54.854	+1.245	12:25:33.818
4	54.434	+0.825	12:26:28.252





Rotax Euro Challenge Thy Karting/Denmark

Rotax Seniors

Thy Karting / Denmark 1,248 Km

Pre-Final

31.07.2011 12:20

Race (14 Laps) started at 12:22:42

Lap	Lap Tm	Diff	Time of Day
5	54.685	+1.076	12:27:22.937
6	53.878	+0.269	12:28:16.815
7	53.721	+0.112	12:29:10.536
8	53.757	+0.148	12:30:04.293
9	53.871	+0.262	12:30:58.164
10	53.838	+0.229	12:31:52.002
11	55.872	+2.263	12:32:47.874
12	53.643	+0.034	12:33:41.517
13	53.609		12:34:35.126
14	53.739	+0.130	12:35:28.865

(239) Jiri Forman

1	58.593	+5.089	12:23:42.042
2	55.518	+2.014	12:24:37.560
3	54.919	+1.415	12:25:32.479
4	54.577	+1.073	12:26:27.056
5	53.887	+0.383	12:27:20.943
6	54.069	+0.565	12:28:15.012
7	53.522	+0.018	12:29:08.534
8	53.520	+0.016	12:30:02.054
9	53.521	+0.017	12:30:55.575
10	54.745	+1.241	12:31:50.320
11	57.836	+4.332	12:32:48.156
12	53.853	+0.349	12:33:42.009
13	53.770	+0.266	12:34:35.779
14	53.504		12:35:29.283

(341) Nicolas Claes

1	59.909	+6.218	12:23:44.117
2	56.136	+2.445	12:24:40.253
3	54.998	+1.307	12:25:35.251
4	54.416	+0.725	12:26:29.667
5	54.167	+0.476	12:27:23.834
6	54.025	+0.334	12:28:17.859
7	53.829	+0.138	12:29:11.688
8	53.832	+0.141	12:30:05.520
9	53.752	+0.061	12:30:59.272
10	53.870	+0.179	12:31:53.142
11	55.227	+1.536	12:32:48.369
12	53.941	+0.250	12:33:42.310
13	53.873	+0.182	12:34:36.183
14	53.691		12:35:29.874

(273) Glen Van Droogenbroeck

1	1:01.228	+7.627	12:23:45.187
2	56.446	+2.845	12:24:41.633
3	54.623	+1.022	12:25:36.256
4	54.676	+1.075	12:26:30.932
5	54.059	+0.458	12:27:24.991
6	53.775	+0.174	12:28:18.766
7	53.601		12:29:12.367
8	53.828	+0.227	12:30:06.195
9	53.858	+0.257	12:31:00.053
10	53.638	+0.037	12:31:53.691
11	55.008	+1.407	12:32:48.699
12	53.814	+0.213	12:33:42.513
13	53.984	+0.383	12:34:36.497
14	53.683	+0.082	12:35:30.180

(333) Nicki Pedersen

1	1:00.313	+6.442	12:23:45.038
2	55.662	+1.791	12:24:40.700
3	54.764	+0.893	12:25:35.464
4	54.352	+0.481	12:26:29.816
5	54.160	+0.289	12:27:23.976
6	54.105	+0.234	12:28:18.081

Lap	Lap Tm	Diff	Time of Day
7	54.012	+0.141	12:29:12.093
8	53.958	+0.087	12:30:06.051
9	54.379	+0.508	12:31:00.430
10	53.978	+0.107	12:31:54.408
11	54.479	+0.608	12:32:48.887
12	53.955	+0.084	12:33:42.842
13	54.034	+0.163	12:34:36.876
14	53.871		12:35:30.747

(292) Jose Pedro Faria

1	1:02.073	+8.542	12:23:47.013
2	55.582	+2.051	12:24:42.595
3	54.656	+1.125	12:25:37.251
4	54.620	+1.089	12:26:31.871
5	54.389	+0.858	12:27:26.260
6	54.747	+1.216	12:28:21.007
7	54.318	+0.787	12:29:15.325
8	53.765	+0.234	12:30:09.090
9	53.699	+0.168	12:31:02.789
10	53.579	+0.048	12:31:56.368
11	53.885	+0.354	12:32:50.253
12	53.643	+0.112	12:33:43.896
13	53.587	+0.056	12:34:37.483
14	53.531		12:35:31.014

(329) Thomas Smith

1	1:01.037	+7.398	12:23:45.737
2	55.873	+2.234	12:24:41.610
3	55.048	+1.409	12:25:36.658
4	54.881	+1.242	12:26:31.539
5	54.580	+0.941	12:27:26.119
6	54.511	+0.872	12:28:20.630
7	54.080	+0.441	12:29:14.710
8	53.923	+0.284	12:30:08.633
9	53.711	+0.072	12:31:02.344
10	53.639		12:31:55.983
11	53.900	+0.261	12:32:49.883
12	53.807	+0.168	12:33:43.690
13	54.083	+0.444	12:34:37.773
14	54.100	+0.461	12:35:31.873

(215) Karol Dabski

1	1:04.701	+11.118	12:23:47.879
2	55.584	+2.001	12:24:43.463
3	55.301	+1.718	12:25:38.764
4	54.194	+0.611	12:26:32.958
5	54.059	+0.476	12:27:27.017
6	54.488	+0.905	12:28:21.505
7	54.101	+0.518	12:29:15.606
8	53.770	+0.187	12:30:09.376
9	53.719	+0.136	12:31:03.095
10	53.583		12:31:56.678
11	53.892	+0.309	12:32:50.570
12	53.751	+0.168	12:33:44.321
13	53.747	+0.164	12:34:38.068
14	54.165	+0.582	12:35:32.233

(326) Mathias Smith

1	1:02.276	+8.706	12:23:47.129
2	55.854	+2.284	12:24:42.983
3	54.705	+1.135	12:25:37.688
4	55.489	+1.919	12:26:33.177
5	54.811	+1.241	12:27:27.988
6	53.998	+0.428	12:28:21.986
7	54.080	+0.510	12:29:16.066
8	54.180	+0.610	12:30:10.246

Lap	Lap Tm	Diff	Time of Day
9	53.851	+0.281	12:31:04.097
10	53.592	+0.022	12:31:57.689
11	53.771	+0.201	12:32:51.460
12	53.619	+0.049	12:33:45.079
13	53.570		12:34:38.649
14	53.785	+0.215	12:35:32.434

(253) Niklas Dall Knudsen

1	1:04.948	+11.282	12:23:48.028
2	56.295	+2.629	12:24:44.323
3	55.222	+1.556	12:25:39.545
4	54.584	+0.918	12:26:34.129
5	54.204	+0.538	12:27:28.333
6	53.895	+0.229	12:28:22.228
7	54.035	+0.369	12:29:16.263
8	54.237	+0.571	12:30:10.500
9	53.831	+0.165	12:31:04.331
10	53.688	+0.022	12:31:58.019
11	53.705	+0.039	12:32:51.724
12	53.666		12:33:45.390
13	53.787	+0.121	12:34:39.177
14	53.765	+0.099	12:35:32.942

(226) Aavo Talvar

1	1:01.088	+7.609	12:23:44.948
2	56.235	+2.756	12:24:41.183
3	54.886	+1.407	12:25:36.069
4	55.326	+1.847	12:26:31.395
5	54.476	+0.997	12:27:25.871
6	55.768	+2.289	12:28:21.639
7	54.335	+0.856	12:29:15.974
8	54.962	+1.483	12:30:10.936
9	53.893	+0.414	12:31:04.829
10	54.143	+0.664	12:31:58.972
11	53.706	+0.227	12:32:52.678
12	53.591	+0.112	12:33:46.269
13	53.520	+0.041	12:34:39.789
14	53.479		12:35:33.268

(267) Michael Markussen

1	59.945	+6.454	12:23:43.193
2	1:03.706	+10.215	12:24:46.899
3	54.628	+1.137	12:25:41.527
4	54.234	+0.743	12:26:35.761
5	54.935	+1.444	12:27:30.696
6	54.024	+0.533	12:28:24.720
7	53.827	+0.336	12:29:18.547
8	53.696	+0.205	12:30:12.243
9	53.888	+0.397	12:31:06.131
10	54.180	+0.689	12:32:00.311
11	54.352	+0.861	12:32:54.663
12	53.491		12:33:48.154
13	53.706	+0.215	12:34:41.860
14	53.632	+0.141	12:35:35.492

(227) Evangelos Gavalas

1	1:00.678	+6.791	12:23:44.807
2	55.775	+1.888	12:24:40.582
3	55.578	+1.691	12:25:36.160
4	54.638	+0.751	12:26:30.798
5	55.176	+1.289	12:27:25.974
6	54.861	+0.974	12:28:20.835
7	54.985	+1.098	12:29:15.820
8	54.060	+0.173	12:30:09.880
9	54.723	+0.836	12:31:04.603
10	54.942	+1.055	12:31:59.545





Rotax Euro Challenge Thy Karting/Denmark

Rotax Seniors

Thy Karting / Denmark 1,248 Km

Pre-Final

31.07.2011 12:20

Race (14 Laps) started at 12:22:42

Lap	Lap Tm	Diff	Time of Day
11	54.223	+0.336	12:32:53.768
12	53.925	+0.038	12:33:47.693
13	53.887		12:34:41.580
14	54.496	+0.609	12:35:36.076

(217) Benjamin Karlog

1	1:02.403	+8.487	12:23:46.647
2	56.249	+2.333	12:24:42.896
3	56.957	+3.041	12:25:39.853
4	54.902	+0.986	12:26:34.755
5	54.191	+0.275	12:27:28.946
6	54.253	+0.337	12:28:23.199
7	54.071	+0.155	12:29:17.270
8	54.134	+0.218	12:30:11.404
9	54.179	+0.263	12:31:05.583
10	54.166	+0.250	12:31:59.749
11	54.258	+0.342	12:32:54.007
12	53.963	+0.047	12:33:47.970
13	54.327	+0.411	12:34:42.297
14	53.916		12:35:36.213

(319) Martin Andersen

1	1:01.902	+8.011	12:23:47.226
2	55.994	+2.103	12:24:43.220
3	56.091	+2.200	12:25:39.311
4	55.169	+1.278	12:26:34.480
5	54.208	+0.317	12:27:28.688
6	54.303	+0.412	12:28:22.991
7	53.899	+0.008	12:29:16.890
8	54.401	+0.510	12:30:11.291
9	54.122	+0.231	12:31:05.413
10	54.254	+0.363	12:31:59.667
11	55.323	+1.432	12:32:54.990
12	53.891		12:33:48.881
13	54.039	+0.148	12:34:42.920
14	54.030	+0.139	12:35:36.950

(242) Jules Cousin

1	1:01.117	+7.193	12:23:46.375
2	55.661	+1.737	12:24:42.036
3	54.911	+0.987	12:25:36.947
4	55.890	+1.966	12:26:32.837
5	55.689	+1.765	12:27:28.526
6	54.171	+0.247	12:28:22.697
7	54.016	+0.092	12:29:16.713
8	54.712	+0.788	12:30:11.425
9	54.529	+0.605	12:31:05.954
10	54.732	+0.808	12:32:00.686
11	54.561	+0.637	12:32:55.247
12	53.924		12:33:49.171
13	53.966	+0.042	12:34:43.137
14	54.486	+0.562	12:35:37.623

(228) Sandor Jakab

1	1:02.053	+8.110	12:23:47.427
2	56.432	+2.489	12:24:43.859
3	56.118	+2.175	12:25:39.977
4	55.031	+1.088	12:26:35.008
5	54.334	+0.391	12:27:29.342
6	54.058	+0.115	12:28:23.400
7	54.060	+0.117	12:29:17.460
8	54.176	+0.233	12:30:11.636
9	54.082	+0.139	12:31:05.718
10	55.243	+1.300	12:32:00.961
11	54.363	+0.420	12:32:55.324
12	54.059	+0.116	12:33:49.383

Lap	Lap Tm	Diff	Time of Day
13	54.356	+0.413	12:34:43.739
14	53.943		12:35:37.682

(339) Yaro Deckers

1	1:02.742	+8.869	12:23:47.810
2	57.271	+3.398	12:24:45.081
3	55.261	+1.388	12:25:40.342
4	55.288	+1.415	12:26:35.630
5	54.698	+0.825	12:27:30.328
6	54.585	+0.712	12:28:24.913
7	54.045	+0.172	12:29:18.958
8	54.049	+0.176	12:30:13.007
9	53.873		12:31:06.880
10	54.189	+0.316	12:32:01.069
11	54.444	+0.571	12:32:55.513
12	54.111	+0.238	12:33:49.624
13	54.308	+0.435	12:34:43.932
14	53.896	+0.023	12:35:37.828

(219) Andreas Backman

1	1:03.261	+9.448	12:23:47.674
2	56.894	+3.081	12:24:44.568
3	55.606	+1.793	12:25:40.174
4	55.379	+1.566	12:26:35.553
5	55.014	+1.201	12:27:30.567
6	54.554	+0.741	12:28:25.121
7	54.139	+0.326	12:29:19.260
8	54.264	+0.451	12:30:13.524
9	54.186	+0.373	12:31:07.710
10	54.102	+0.289	12:32:01.812
11	54.373	+0.560	12:32:56.185
12	54.129	+0.316	12:33:50.314
13	54.094	+0.281	12:34:44.408
14	53.813		12:35:38.221

(202) Edward Brand

1	1:17.658	+24.391	12:24:00.617
2	55.370	+2.103	12:24:55.987
3	54.255	+0.988	12:25:50.242
4	53.985	+0.718	12:26:44.227
5	53.760	+0.493	12:27:37.987
6	53.538	+0.271	12:28:31.525
7	53.441	+0.174	12:29:24.966
8	53.450	+0.183	12:30:18.416
9	54.001	+0.734	12:31:12.417
10	53.381	+0.114	12:32:05.798
11	53.473	+0.206	12:32:59.271
12	53.267		12:33:52.538
13	53.267		12:34:45.805
14	53.405	+0.138	12:35:39.210

(207) Berry Torenvliet

1	59.675		12:23:42.762
---	---------------	--	--------------

(310) Lewis Plato

1	59.305		12:23:43.337
---	---------------	--	--------------



Rotax Max Euro Challenge 20
 Class: Rotax Max Seniors
 Date/Time: 31.07.2011 15:30

Track: Thy Karting / Denmark
 Heat: Final
 Laps: 18

Edition 1

Berry Torenvliet	207	Laps 1 Tm. 59.854
	33	
Andreas Backman	219	Laps 14 Tm. 12:55.313
	31	
Sandor Jakab	228	Laps 14 Tm. 12:54.774
	29	
Martin Andersen	319	Laps 14 Tm. 12:54.042
	27	
Evangelos Gavalas	227	Laps 14 Tm. 12:53.168
	25	
Aavo Talvar	226	Laps 14 Tm. 12:50.360
	23	
Mathias Smith	326	Laps 14 Tm. 12:49.526
	21	
Thomas Smith	329	Laps 14 Tm. 12:48.965
	19	
Nicki Pedersen	333	Laps 14 Tm. 12:47.839
	17	
Nicolas Claes	341	Laps 14 Tm. 12:46.966
	15	
Christian Rahbek	268	Laps 14 Tm. 12:45.957
	13	
Nicolai Nielsen	222	Laps 14 Tm. 12:45.148
	11	
Mads Thomsen	334	Laps 14 Tm. 12:44.343
	9	
Mats Van Den Brand	203	Laps 14 Tm. 12:42.843
	7	
Ferenc Kancsar	209	Laps 14 Tm. 12:41.387
	5	
Sean Babington	249	Laps 14 Tm. 12:40.262
	3	
Kasper H Jensen	254	Laps 14 Tm. 12:36.812
	1	

Pole Position

17	Lewis Plato	310	Laps 1 Tm. 1:00.429
		34	
16	Edward Brand	202	Laps 14 Tm. 12:56.302
		32	
15	Yaro Deckers	339	Laps 14 Tm. 12:54.920
		30	
14	Jules Cousin	242	Laps 14 Tm. 12:54.715
		28	
13	Benjamin Karlog	217	Laps 14 Tm. 12:53.305
		26	
12	Michael Markussen	267	Laps 14 Tm. 12:52.584
		24	
11	Niklas Dall Knudsen	253	Laps 14 Tm. 12:50.034
		22	
10	Karol Dabski	215	Laps 14 Tm. 12:49.325
		20	
9	Jose Pedro Faria	292	Laps 14 Tm. 12:48.106
		18	
8	Glen Van Droogenbro	273	Laps 14 Tm. 12:47.272
		16	
7	Jiri Forman	239	Laps 14 Tm. 12:46.375
		14	
6	Magnus Freck	259	Laps 14 Tm. 12:45.718
		12	
5	Charlie Eastwood	304	Laps 14 Tm. 12:44.658
		10	
4	Shaun Slavin	305	Laps 14 Tm. 12:43.504
		8	
3	Ludvig Morin	236	Laps 14 Tm. 12:42.709
		6	
2	Ross Wylie	211	Laps 14 Tm. 12:41.097
		4	
1	Ben Cooper	312	Laps 14 Tm. 12:40.065
		2	

Row

Clerk of the course Nigel Edwards:
 Stewards (Chairman) Olivier Steveny:

Scrutineer Paul Klaassen:
 Timekeeping Ingrid/Meik Wagner:



Rotax Euro Challenge Thy Karting/Denmark

Rotax Seniors

Thy Karting / Denmark 1,248 Km

Final

31.07.2011 15:30

Race (18 Laps) started at 15:34:16

Pos	No.	Name	Nat.	Chassis	Race Team	Laps	Total Tm	Diff	Best Tm	In Lap	km/h	Points
1	254	Kasper H Jensen	DEN	Kosmic	PB Kart Race	18	16:07.756		53.350	16	84,214	55
2	312	Ben Cooper	GBR	Birel	Kalman Motorsport	18	16:09.092	1.336	53.314	11	84,271	52
3	326	Mathias Smith	DEN	Kosmic	DMT Racing.DK	18	16:10.571	2.815	53.383	11	84,162	50
4	209	Ferenc Kancsar	AUT	Intrepid	Intrepid Force Rotax	18	16:11.139	3.383	53.384	13	84,160	49
5	267	Michael Markussen	DEN	Tonykart	RS Competition	18	16:13.239	5.483	53.425	15	84,095	48
6	253	Niklas Dall Knudsen	DEN	Tonykart	RS Competition	18	16:13.467	5.711	53.392	11	84,147	47
7	207	Berry Torenvliet	NED	Tonykart	Strawberry Racing	18	16:16.366	8.610	53.434	14	84,081	46
8	268	Christian Rahbek	DEN	Tonykart	RS Competition	18	16:16.820	9.064	53.530	14	83,931	45
9	329	Thomas Smith	DEN	Kosmic	DMT Racing.DK	18	16:17.333	9.577	53.594	9	83,830	44
10	273	Glen Van Droogenbroeck	BEL	Kosmic	Inkartad	18	16:17.763	10.007	53.573	13	83,863	43
11	310	Lewis Plato	GBR	Tonykart	Paul Carr Racing	18	16:18.257	10.501	53.307	16	84,282	42
12	215	Karol Dabski	POL	Intrepid	Uniq Racing	18	16:19.031	11.275	53.667	9	83,716	41
13	226	Aavo Talvar	EST	Intrepid	Team TKP	18	16:20.530	12.774	53.401	15	84,133	40
14	242	Jules Cousin	FRA	FA Kart	DSS Kart	18	16:21.230	13.474	53.598	13	83,824	39
15	219	Andreas Backman	SWE	Tonykart	Strawberry Racing	18	16:21.843	14.087	53.567	16	83,873	38
16	292	Jose Pedro Faria	POR	Intrepid	OZ Racing Team	18	16:23.349	15.593	53.578	17	83,855	37
17	304	Charlie Eastwood	GBR	Kosmic	Paul Carr Racing	18	16:24.280	16.524	53.508	14	83,965	36
18	228	Sandor Jakab	SVK	Birel	Kalman Motorsport	18	16:24.609	16.853	53.775	14	83,548	35
19	339	Yaro Deckers	BEL	Tonykart	MD Trucks	18	16:25.539	17.783	53.831	15	83,461	34
20	227	Evangelos Gavalas	GRE	Birel	Kalman Motorsport	18	16:25.984	18.228	53.835	15	83,455	33
21	334	Mads Thomsen	DEN	RK Kart	HL Kart Racing DK	18	16:26.384	18.628	53.596	15	83,827	32
22	203	Mats Van Den Brand	NED	Intrepid	Intrepid Force Rotax	18	16:28.291	20.535	53.452	8	84,053	31
23	319	Martin Andersen	DEN	Kosmic	PB Kart Race	18	16:30.153	22.397	53.882	14	83,382	30
24	239	Jiri Forman	CZE	MS Kart	MS Kart Racing Team	18	16:30.319	22.563	53.406	15	84,125	29
25	217	Benjamin Karlog	DEN	FA Kart	Team Karlog	18	16:31.037	23.281	53.576	17	83,858	28
26	341	Nicolas Claes	BEL	Gillard	DFK by PDB	18	16:33.589	25.833	53.498	12	83,981	27
27	259	Magnus Freck	DEN	Kosmic		18	16:34.458	26.702	53.865	15	83,409	26
28	305	Shaun Slavin	GBR	Formula K	Formula K Holland	18	16:36.659	28.903	53.491	13	83,992	25
29	211	Ross Wylie	GBR	Alonso	Dan Holland Racing	18	16:48.491	40.735	53.473	8	84,020	24
30	222	Nicolai Nielsen	DEN	Tonykart	RS Competition	18	16:50.657	42.901	54.343	8	82,675	23
31	202	Edward Brand	GBR	Tonykart	Strawberry Racing	9	8:16.491	9 Laps	54.031	7	83,152	22
32	249	Sean Babington	GBR	Alonso	Dan Holland Racing	3	3:53.067	15 Laps	58.138	3	77,278	21
33	236	Ludvig Morin	SWE	Kosmic	Sodakart SE	1	1:27.407	17 Laps	1:27.264	1	51,485	20
34	333	Nicki Pedersen	DEN	Kosmic	PB Kart Race		0.863	18 Laps		0	-	19

Announcements

These results are provisional until the conclusion of any judicial and technical matters

Started: 34 Classified: 34 Not classified: 0

Margin of Victory	Ø km/h	Best Lap Tm	km/h	Best Lap by
1.336	83,565	53.307	84,282	310 - Lewis Plato

Official Timing www.motorsport-events.se / www.camp-company.de

Orbits

Timekeeping Ingrid and Meik Wagner:

Clerk of the course Nigel Edwards:

www.mylaps.com

Steward (Chairman) Olivier Steveny:

Chief Scrutineer Paul Klaassen:

Licensed to: Motorsport Events

Printed: 31.07.2011 15:53:35

posted at:

h



Rotax Euro Challenge Thy Karting/Denmark

Rotax Seniors

Thy Karting / Denmark 1,248 Km

Final

31.07.2011 15:30

Race (18 Laps) started at 15:34:16

Lap	Lap Tm	Diff	Time of Day
(254) Kasper H Jensen			
1	55.768	+2.418	15:35:12.743
2	55.481	+2.131	15:36:08.224
3	54.403	+1.053	15:37:02.627
4	53.894	+0.544	15:37:56.521
5	53.658	+0.308	15:38:50.179
6	53.507	+0.157	15:39:43.686
7	53.440	+0.090	15:40:37.126
8	53.429	+0.079	15:41:30.555
9	53.384	+0.034	15:42:23.939
10	53.432	+0.082	15:43:17.371
11	53.363	+0.013	15:44:10.734
12	53.479	+0.129	15:45:04.213
13	53.370	+0.020	15:45:57.583
14	53.448	+0.098	15:46:51.031
15	53.422	+0.072	15:47:44.453
16	53.350		15:48:37.803
17	53.443	+0.093	15:49:31.246
18	53.478	+0.128	15:50:24.724
(312) Ben Cooper			
1	56.910	+3.596	15:35:13.878
2	55.403	+2.089	15:36:09.281
3	54.940	+1.626	15:37:04.221
4	53.824	+0.510	15:37:58.045
5	53.669	+0.355	15:38:51.714
6	53.611	+0.297	15:39:45.325
7	53.427	+0.113	15:40:38.752
8	53.462	+0.148	15:41:32.214
9	53.318	+0.004	15:42:25.532
10	53.397	+0.083	15:43:18.929
11	53.314		15:44:12.243
12	53.402	+0.088	15:45:05.645
13	53.415	+0.101	15:45:59.060
14	53.486	+0.172	15:46:52.546
15	53.319	+0.005	15:47:45.865
16	53.384	+0.070	15:48:39.249
17	53.340	+0.026	15:49:32.589
18	53.471	+0.157	15:50:26.060
(326) Mathias Smith			
1	56.370	+2.987	15:35:14.378
2	55.192	+1.809	15:36:09.570
3	54.812	+1.429	15:37:04.382
4	54.024	+0.641	15:37:58.406
5	53.741	+0.358	15:38:52.147
6	53.719	+0.336	15:39:45.866
7	53.569	+0.186	15:40:39.435
8	53.667	+0.284	15:41:33.102
9	53.481	+0.098	15:42:26.583
10	53.421	+0.038	15:43:20.004
11	53.383		15:44:13.387
12	53.484	+0.101	15:45:06.871
13	53.453	+0.070	15:46:00.324
14	53.483	+0.100	15:46:53.807
15	53.395	+0.012	15:47:47.202
16	53.416	+0.033	15:48:40.618
17	53.415	+0.032	15:49:34.033
18	53.506	+0.123	15:50:27.539

(209) Ferenc Kancsar			
1	56.350	+2.966	15:35:13.496
2	56.007	+2.623	15:36:09.503
3	55.093	+1.709	15:37:04.596
4	54.212	+0.828	15:37:58.808

5	53.763	+0.379	15:38:52.571
6	53.660	+0.276	15:39:46.231
7	53.578	+0.194	15:40:39.809
8	53.743	+0.359	15:41:33.552
9	53.417	+0.033	15:42:26.969
10	53.506	+0.122	15:43:20.475
11	53.483	+0.099	15:44:13.958
12	53.412	+0.028	15:45:07.370
13	53.384		15:46:00.754
14	53.493	+0.109	15:46:54.247
15	53.390	+0.006	15:47:47.637
16	53.398	+0.014	15:48:41.035
17	53.507	+0.123	15:49:34.542
18	53.565	+0.181	15:50:28.107

(267) Michael Markussen			
1	57.383	+3.958	15:35:15.498
2	55.025	+1.600	15:36:10.523
3	55.004	+1.579	15:37:05.527
4	53.924	+0.499	15:37:59.451
5	53.711	+0.286	15:38:53.162
6	53.786	+0.361	15:39:46.948
7	54.125	+0.700	15:40:41.073
8	53.651	+0.226	15:41:34.724
9	53.564	+0.139	15:42:28.288
10	53.619	+0.194	15:43:21.907
11	53.600	+0.175	15:44:15.507
12	53.540	+0.115	15:45:09.047
13	53.478	+0.053	15:46:02.525
14	53.506	+0.081	15:46:56.031
15	53.425		15:47:49.456
16	53.523	+0.098	15:48:42.979
17	53.568	+0.143	15:49:36.547
18	53.660	+0.235	15:50:30.207

(253) Niklas Dall Knudsen			
1	58.610	+5.218	15:35:16.585
2	54.911	+1.519	15:36:11.496
3	54.486	+1.094	15:37:05.982
4	54.067	+0.675	15:38:00.049
5	53.646	+0.254	15:38:53.695
6	53.630	+0.238	15:39:47.325
7	54.133	+0.741	15:40:41.458
8	53.514	+0.122	15:41:34.972
9	53.560	+0.168	15:42:28.532
10	53.917	+0.525	15:43:22.449
11	53.392		15:44:15.841
12	53.429	+0.037	15:45:09.270
13	53.525	+0.133	15:46:02.795
14	53.467	+0.075	15:46:56.262
15	53.540	+0.148	15:47:49.802
16	53.537	+0.145	15:48:43.339
17	53.625	+0.233	15:49:36.964
18	53.471	+0.079	15:50:30.435

(207) Berry Torenvliet			
1	58.538	+5.104	15:35:17.906
2	54.810	+1.376	15:36:12.716
3	54.474	+1.040	15:37:07.190
4	54.688	+1.254	15:38:01.878
5	53.643	+0.209	15:38:55.521
6	53.902	+0.468	15:39:49.423
7	53.590	+0.156	15:40:43.013
8	53.577	+0.143	15:41:36.590
9	53.468	+0.034	15:42:30.058
10	53.452	+0.018	15:43:23.510

11	53.683	+0.249	15:44:17.193
12	53.602	+0.168	15:45:10.795
13	53.686	+0.252	15:46:04.481
14	53.434		15:46:57.915
15	53.961	+0.527	15:47:51.876
16	53.693	+0.259	15:48:45.569
17	53.818	+0.384	15:49:39.387
18	53.947	+0.513	15:50:33.334

(268) Christian Rahbek			
1	58.956	+5.426	15:35:16.461
2	55.272	+1.742	15:36:11.733
3	54.882	+1.352	15:37:06.615
4	54.303	+0.773	15:38:00.918
5	53.783	+0.253	15:38:54.701
6	53.795	+0.265	15:39:48.496
7	53.836	+0.306	15:40:42.332
8	53.725	+0.195	15:41:36.057
9	53.543	+0.013	15:42:29.600
10	53.709	+0.179	15:43:23.309
11	54.160	+0.630	15:44:17.469
12	53.788	+0.258	15:45:11.257
13	53.960	+0.430	15:46:05.217
14	53.530		15:46:58.747
15	53.645	+0.115	15:47:52.392
16	53.607	+0.077	15:48:45.999
17	54.051	+0.521	15:49:40.050
18	53.738	+0.208	15:50:33.788

(329) Thomas Smith			
1	57.098	+3.504	15:35:15.004
2	55.346	+1.752	15:36:10.350
3	54.830	+1.236	15:37:05.180
4	54.032	+0.438	15:37:59.212
5	53.792	+0.198	15:38:53.004
6	53.821	+0.227	15:39:46.825
7	53.983	+0.389	15:40:40.808
8	53.665	+0.071	15:41:34.473
9	53.594		15:42:28.067
10	54.500	+0.906	15:43:22.567
11	53.914	+0.320	15:44:16.481
12	53.764	+0.170	15:45:10.245
13	53.716	+0.122	15:46:03.961
14	53.682	+0.088	15:46:57.643
15	53.835	+0.241	15:47:51.478
16	53.899	+0.305	15:48:45.377
17	54.979	+1.385	15:49:40.356
18	53.945	+0.351	15:50:34.301

(273) Glen Van Droogenbroeck			
1	57.726	+4.153	15:35:15.308
2	55.785	+2.212	15:36:11.093
3	55.354	+1.781	15:37:06.447
4	54.764	+1.191	15:38:01.211
5	54.105	+0.532	15:38:55.316
6	54.354	+0.781	15:39:49.670
7	53.901	+0.328	15:40:43.571
8	53.859	+0.286	15:41:37.430
9	53.831	+0.258	15:42:31.261
10	53.725	+0.152	15:43:24.986
11	53.700	+0.127	15:44:18.686
12	53.765	+0.192	15:45:12.451
13	53.573		15:46:06.024
14	53.597	+0.024	15:46:59.621
15	53.774	+0.201	15:47:53.395
16	53.677	+0.104	15:48:47.072





Rotax Euro Challenge Thy Karting/Denmark

Rotax Seniors

Thy Karting / Denmark 1,248 Km

Final

31.07.2011 15:30

Race (18 Laps) started at 15:34:16

Lap	Lap Tm	Diff	Time of Day
17	53.890	+0.317	15:49:40.962
18	53.769	+0.196	15:50:34.731

(310) Lewis Plato

Lap	Lap Tm	Diff	Time of Day
1	1:01.238	+7.931	15:35:20.237
2	55.572	+2.265	15:36:15.809
3	54.610	+1.303	15:37:10.419
4	54.230	+0.923	15:38:04.649
5	54.083	+0.776	15:38:58.732
6	53.915	+0.608	15:39:52.647
7	53.712	+0.405	15:40:46.359
8	53.668	+0.361	15:41:40.027
9	53.734	+0.427	15:42:33.761
10	53.532	+0.225	15:43:27.293
11	53.803	+0.496	15:44:21.096
12	53.328	+0.021	15:45:14.424
13	53.428	+0.121	15:46:07.852
14	53.423	+0.116	15:47:01.275
15	53.562	+0.255	15:47:54.837
16	53.307		15:48:48.144
17	53.464	+0.157	15:49:41.608
18	53.617	+0.310	15:50:35.225

(215) Karol Dabski

Lap	Lap Tm	Diff	Time of Day
1	56.944	+3.277	15:35:14.704
2	55.475	+1.808	15:36:10.179
3	55.644	+1.977	15:37:05.823
4	54.468	+0.801	15:38:00.291
5	53.880	+0.213	15:38:54.171
6	53.692	+0.025	15:39:47.863
7	53.847	+0.180	15:40:41.710
8	53.681	+0.014	15:41:35.391
9	53.667		15:42:29.058
10	53.895	+0.228	15:43:22.953
11	53.723	+0.056	15:44:16.676
12	53.841	+0.174	15:45:10.517
13	54.909	+1.242	15:46:05.426
14	53.837	+0.170	15:46:59.263
15	53.793	+0.126	15:47:53.056
16	53.835	+0.168	15:48:46.891
17	54.508	+0.841	15:49:41.399
18	54.600	+0.933	15:50:35.999

(226) Aavo Talvar

Lap	Lap Tm	Diff	Time of Day
1	1:01.210	+7.809	15:35:19.641
2	55.558	+2.157	15:36:15.199
3	54.958	+1.557	15:37:10.157
4	54.279	+0.878	15:38:04.436
5	54.517	+1.116	15:38:58.953
6	53.897	+0.496	15:39:52.850
7	53.705	+0.304	15:40:46.555
8	53.705	+0.304	15:41:40.260
9	53.995	+0.594	15:42:34.255
10	53.820	+0.419	15:43:28.075
11	54.287	+0.886	15:44:22.362
12	54.183	+0.782	15:45:16.545
13	53.485	+0.084	15:46:10.030
14	53.517	+0.116	15:47:03.547
15	53.401		15:47:56.948
16	53.422	+0.021	15:48:50.370
17	53.660	+0.259	15:49:44.030
18	53.468	+0.067	15:50:37.498

(242) Jules Cousin

Lap	Lap Tm	Diff	Time of Day
1	1:00.846	+7.248	15:35:19.456
2	55.247	+1.649	15:36:14.703

Lap	Lap Tm	Diff	Time of Day
3	54.871	+1.273	15:37:09.574
4	54.399	+0.801	15:38:03.973
5	54.047	+0.449	15:38:58.020
6	53.897	+0.299	15:39:51.917
7	53.783	+0.185	15:40:45.700
8	53.819	+0.221	15:41:39.519
9	54.113	+0.515	15:42:33.632
10	53.970	+0.372	15:43:27.602
11	54.038	+0.440	15:44:21.640
12	53.820	+0.222	15:45:15.460
13	53.598		15:46:09.058
14	53.635	+0.037	15:47:02.693
15	53.637	+0.039	15:47:56.330
16	53.823	+0.225	15:48:50.153
17	54.179	+0.581	15:49:44.332
18	53.866	+0.268	15:50:38.198

(219) Andreas Backman

Lap	Lap Tm	Diff	Time of Day
1	1:00.235	+6.668	15:35:19.335
2	55.643	+2.076	15:36:14.978
3	55.053	+1.486	15:37:10.031
4	54.287	+0.720	15:38:04.318
5	53.990	+0.423	15:38:58.308
6	53.848	+0.281	15:39:52.156
7	53.949	+0.382	15:40:46.105
8	53.715	+0.148	15:41:39.820
9	54.272	+0.705	15:42:34.092
10	53.822	+0.255	15:43:27.914
11	54.794	+1.227	15:44:22.708
12	54.320	+0.753	15:45:17.028
13	53.692	+0.125	15:46:10.720
14	53.599	+0.032	15:47:04.319
15	53.641	+0.074	15:47:57.960
16	53.567		15:48:51.527
17	53.591	+0.024	15:49:45.118
18	53.693	+0.126	15:50:38.811

(292) Jose Pedro Faria

Lap	Lap Tm	Diff	Time of Day
1	1:04.228	+10.650	15:35:21.911
2	55.365	+1.787	15:36:17.276
3	54.685	+1.107	15:37:11.961
4	54.440	+0.862	15:38:06.401
5	53.882	+0.304	15:39:00.283
6	54.228	+0.650	15:39:54.511
7	54.056	+0.478	15:40:48.567
8	53.713	+0.135	15:41:42.280
9	53.801	+0.223	15:42:36.081
10	53.767	+0.189	15:43:29.848
11	53.760	+0.182	15:44:23.608
12	53.936	+0.358	15:45:17.544
13	53.991	+0.413	15:46:11.535
14	53.727	+0.149	15:47:05.262
15	53.842	+0.264	15:47:59.104
16	53.643	+0.065	15:48:52.747
17	53.578		15:49:46.325
18	53.992	+0.414	15:50:40.317

(304) Charlie Eastwood

Lap	Lap Tm	Diff	Time of Day
1	1:09.622	+16.114	15:35:26.890
2	54.890	+1.382	15:36:21.780
3	54.366	+0.858	15:37:16.146
4	54.029	+0.521	15:38:10.175
5	53.802	+0.294	15:39:03.977
6	53.649	+0.141	15:39:57.626
7	53.659	+0.151	15:40:51.285
8	53.678	+0.170	15:41:44.963

Lap	Lap Tm	Diff	Time of Day
9	53.599	+0.091	15:42:38.562
10	53.521	+0.013	15:43:32.083
11	53.628	+0.120	15:44:25.711
12	53.576	+0.068	15:45:19.287
13	53.541	+0.033	15:46:12.828
14	53.508		15:47:06.336
15	53.562	+0.054	15:47:59.898
16	53.862	+0.354	15:48:53.760
17	53.622	+0.114	15:49:47.382
18	53.866	+0.358	15:50:41.248

(228) Sandor Jakob

Lap	Lap Tm	Diff	Time of Day
1	59.301	+5.526	15:35:18.249
2	54.933	+1.158	15:36:13.182
3	55.072	+1.297	15:37:08.254
4	54.491	+0.716	15:38:02.745
5	54.255	+0.480	15:38:57.000
6	54.033	+0.258	15:39:51.033
7	54.126	+0.351	15:40:45.159
8	53.922	+0.147	15:41:39.081
9	54.070	+0.295	15:42:33.151
10	53.928	+0.153	15:43:27.079
11	55.434	+1.659	15:44:22.513
12	54.655	+0.880	15:45:17.168
13	54.103	+0.328	15:46:11.271
14	53.775		15:47:05.046
15	54.368	+0.593	15:47:59.414
16	53.825	+0.050	15:48:53.239
17	53.852	+0.077	15:49:47.091
18	54.486	+0.711	15:50:41.577

(339) Yaro Deckers

Lap	Lap Tm	Diff	Time of Day
1	1:01.201	+7.370	15:35:20.012
2	55.955	+2.124	15:36:15.967
3	55.380	+1.549	15:37:11.347
4	54.422	+0.591	15:38:05.769
5	54.274	+0.443	15:39:00.043
6	54.110	+0.279	15:39:54.153
7	53.926	+0.095	15:40:48.079
8	53.870	+0.039	15:41:41.949
9	53.949	+0.118	15:42:35.898
10	54.342	+0.511	15:43:30.240
11	53.848	+0.017	15:44:24.088
12	53.943	+0.112	15:45:18.031
13	53.911	+0.080	15:46:11.942
14	53.962	+0.131	15:47:05.904
15	53.831		15:47:59.735
16	54.335	+0.504	15:48:54.070
17	54.410	+0.579	15:49:48.480
18	54.027	+0.196	15:50:42.507

(227) Evangelos Gavalas

Lap	Lap Tm	Diff	Time of Day
1	1:02.399	+8.564	15:35:20.944
2	55.246	+1.411	15:36:16.190
3	54.779	+0.944	15:37:10.969
4	54.370	+0.535	15:38:05.339
5	54.188	+0.353	15:38:59.527
6	54.003	+0.168	15:39:53.530
7	53.863	+0.028	15:40:47.393
8	54.089	+0.254	15:41:41.482
9	53.959	+0.124	15:42:35.441
10	53.919	+0.084	15:43:29.360
11	53.979	+0.144	15:44:23.339
12	54.005	+0.170	15:45:17.344
13	54.436	+0.601	15:46:11.780
14	53.962	+0.127	15:47:05.742





Rotax Euro Challenge Thy Karting/Denmark

Rotax Seniors

Thy Karting / Denmark 1,248 Km

Final

31.07.2011 15:30

Race (18 Laps) started at 15:34:16

Lap	Lap Tm	Diff	Time of Day
15	53.835		15:47:59.577
16	54.341	+0.506	15:48:53.918
17	54.474	+0.639	15:49:48.392
18	54.560	+0.725	15:50:42.952

(334) Mads Thomsen

Lap	Lap Tm	Diff	Time of Day
1	1:10.660	+17.064	15:35:27.988
2	54.641	+1.045	15:36:22.629
3	54.141	+0.545	15:37:16.770
4	53.984	+0.388	15:38:10.754
5	53.918	+0.322	15:39:04.672
6	53.749	+0.153	15:39:58.421
7	53.633	+0.037	15:40:52.054
8	53.677	+0.081	15:41:45.731
9	53.932	+0.336	15:42:39.663
10	53.787	+0.191	15:43:33.450
11	53.734	+0.138	15:44:27.184
12	53.753	+0.157	15:45:20.937
13	53.715	+0.119	15:46:14.652
14	53.761	+0.165	15:47:08.413
15	53.596		15:48:02.009
16	53.997	+0.401	15:48:56.006
17	53.689	+0.093	15:49:49.695
18	53.657	+0.061	15:50:43.352

(203) Mats Van Den Brand

Lap	Lap Tm	Diff	Time of Day
1	1:14.915	+21.463	15:35:32.149
2	54.650	+1.198	15:36:26.799
3	54.117	+0.665	15:37:20.916
4	53.924	+0.472	15:38:14.840
5	53.941	+0.489	15:39:08.781
6	53.822	+0.370	15:40:02.603
7	53.511	+0.059	15:40:56.114
8	53.452		15:41:49.566
9	53.530	+0.078	15:42:43.096
10	53.475	+0.023	15:43:36.571
11	53.482	+0.030	15:44:30.053
12	53.600	+0.148	15:45:23.653
13	53.493	+0.041	15:46:17.146
14	53.500	+0.048	15:47:10.646
15	53.558	+0.106	15:48:04.204
16	53.873	+0.421	15:48:58.077
17	53.586	+0.134	15:49:51.663
18	53.596	+0.144	15:50:45.259

(319) Martin Andersen

Lap	Lap Tm	Diff	Time of Day
1	1:04.179	+10.297	15:35:22.926
2	55.309	+1.427	15:36:18.235
3	55.211	+1.329	15:37:13.446
4	54.556	+0.674	15:38:08.002
5	54.433	+0.551	15:39:02.435
6	54.290	+0.408	15:39:56.725
7	54.205	+0.323	15:40:50.930
8	54.546	+0.664	15:41:45.476
9	54.646	+0.764	15:42:40.122
10	53.889	+0.007	15:43:34.011
11	54.018	+0.136	15:44:28.029
12	54.089	+0.207	15:45:22.118
13	53.977	+0.095	15:46:16.095
14	53.882		15:47:09.977
15	53.978	+0.096	15:48:03.955
16	54.872	+0.990	15:48:58.827
17	53.953	+0.071	15:49:52.780
18	54.341	+0.459	15:50:47.121

(239) Jiri Forman

Lap	Lap Tm	Diff	Time of Day
1	1:14.090	+20.684	15:35:31.589
2	55.527	+2.121	15:36:27.116
3	54.375	+0.969	15:37:21.491
4	54.030	+0.624	15:38:15.521
5	54.083	+0.677	15:39:09.604
6	54.257	+0.851	15:40:03.861
7	53.769	+0.363	15:40:57.630
8	53.659	+0.253	15:41:51.289
9	53.812	+0.406	15:42:45.101
10	53.429	+0.023	15:43:38.530
11	53.636	+0.230	15:44:32.166
12	53.570	+0.164	15:45:25.736
13	53.639	+0.233	15:46:19.375
14	53.478	+0.072	15:47:12.853
15	53.406		15:48:06.259
16	53.417	+0.011	15:48:59.676
17	53.472	+0.066	15:49:53.148
18	54.139	+0.733	15:50:47.287

(217) Benjamin Karlog

Lap	Lap Tm	Diff	Time of Day
1	1:12.568	+18.992	15:35:30.908
2	54.989	+1.413	15:36:25.897
3	54.345	+0.769	15:37:20.242
4	54.376	+0.800	15:38:14.618
5	54.704	+1.128	15:39:09.322
6	54.818	+1.242	15:40:04.140
7	53.730	+0.154	15:40:57.870
8	53.667	+0.091	15:41:51.537
9	53.854	+0.278	15:42:45.391
10	53.591	+0.015	15:43:38.982
11	53.587	+0.011	15:44:32.569
12	53.608	+0.032	15:45:26.177
13	53.689	+0.113	15:46:19.866
14	53.644	+0.068	15:47:13.510
15	53.605	+0.029	15:48:07.115
16	53.665	+0.089	15:49:00.780
17	53.576		15:49:54.356
18	53.649	+0.073	15:50:48.005

(341) Nicolas Claes

Lap	Lap Tm	Diff	Time of Day
1	1:18.438	+24.940	15:35:36.038
2	54.735	+1.237	15:36:30.773
3	54.368	+0.870	15:37:25.141
4	53.969	+0.471	15:38:19.110
5	53.975	+0.477	15:39:13.085
6	53.744	+0.246	15:40:06.829
7	53.640	+0.142	15:41:00.469
8	53.724	+0.226	15:41:54.193
9	53.616	+0.118	15:42:47.809
10	53.693	+0.195	15:43:41.502
11	53.593	+0.095	15:44:35.095
12	53.498		15:45:28.593
13	53.607	+0.109	15:46:22.200
14	53.624	+0.126	15:47:15.824
15	53.611	+0.113	15:48:09.435
16	53.813	+0.315	15:49:03.248
17	53.721	+0.223	15:49:56.969
18	53.588	+0.090	15:50:50.557

(259) Magnus Freck

Lap	Lap Tm	Diff	Time of Day
1	1:13.057	+19.192	15:35:30.398
2	55.131	+1.266	15:36:25.529
3	54.480	+0.615	15:37:20.009
4	54.396	+0.531	15:38:14.405
5	54.090	+0.225	15:39:08.495
6	54.611	+0.746	15:40:03.106

Lap	Lap Tm	Diff	Time of Day
7	53.960	+0.095	15:40:57.066
8	53.944	+0.079	15:41:51.010
9	54.802	+0.937	15:42:45.812
10	53.870	+0.005	15:43:39.682
11	53.876	+0.011	15:44:33.558
12	53.867	+0.002	15:45:27.425
13	53.928	+0.063	15:46:21.353
14	53.956	+0.091	15:47:15.309
15	53.865		15:48:09.174
16	53.911	+0.046	15:49:03.085
17	54.360	+0.495	15:49:57.445
18	53.981	+0.116	15:50:51.426

(305) Shaun Slavin

Lap	Lap Tm	Diff	Time of Day
1	1:23.477	+29.986	15:35:40.665
2	54.540	+1.049	15:36:35.205
3	54.379	+0.888	15:37:29.584
4	53.931	+0.440	15:38:23.515
5	53.766	+0.275	15:39:17.281
6	53.673	+0.182	15:40:10.954
7	53.506	+0.015	15:41:04.460
8	53.552	+0.061	15:41:58.012
9	53.494	+0.003	15:42:51.506
10	53.717	+0.226	15:43:45.223
11	53.664	+0.173	15:44:38.887
12	53.558	+0.067	15:45:32.445
13	53.491		15:46:25.936
14	53.536	+0.045	15:47:19.472
15	53.529	+0.038	15:48:13.001
16	53.509	+0.018	15:49:06.510
17	53.590	+0.099	15:50:00.100
18	53.527	+0.036	15:50:53.627

(211) Ross Wylie

Lap	Lap Tm	Diff	Time of Day
1	1:34.813	+41.340	15:35:51.854
2	54.718	+1.245	15:36:46.572
3	54.124	+0.651	15:37:40.696
4	53.815	+0.342	15:38:34.511
5	53.727	+0.254	15:39:28.238
6	53.609	+0.136	15:40:21.847
7	53.575	+0.102	15:41:15.422
8	53.473		15:42:08.895
9	53.560	+0.087	15:43:02.455
10	53.619	+0.146	15:43:56.074
11	53.665	+0.192	15:44:49.739
12	53.584	+0.111	15:45:43.323
13	53.641	+0.168	15:46:36.964
14	53.576	+0.103	15:47:30.540
15	53.760	+0.287	15:48:24.300
16	53.996	+0.523	15:49:18.296
17	53.523	+0.050	15:50:11.819
18	53.640	+0.167	15:51:05.459

(222) Nicolai Nielsen

Lap	Lap Tm	Diff	Time of Day
1	1:22.207	+27.864	15:35:39.602
2	55.443	+1.100	15:36:35.045
3	55.285	+0.942	15:37:30.330
4	54.570	+0.227	15:38:24.900
5	54.727	+0.384	15:39:19.627
6	54.541	+0.198	15:40:14.168
7	54.377	+0.034	15:41:08.545
8	54.343		15:42:02.888
9	54.363	+0.020	15:42:57.251
10	54.411	+0.068	15:43:51.662
11	54.498	+0.155	15:44:46.160
12	54.430	+0.087	15:45:40.590



Rotax Euro Challenge Thy Karting/Denmark

Rotax Seniors

Thy Karting / Denmark 1,248 Km

Final

31.07.2011 15:30

Race (18 Laps) started at 15:34:16

Lap	Lap Tm	Diff	Time of Day
13	54.347	+0.004	15:46:34.937
14	54.359	+0.016	15:47:29.296
15	54.677	+0.334	15:48:23.973
16	54.761	+0.418	15:49:18.734
17	54.350	+0.007	15:50:13.084
18	54.541	+0.198	15:51:07.625

(202) Edward Brand

1	57.194	+3.163	15:35:16.085
2	55.324	+1.293	15:36:11.409
3	55.586	+1.555	15:37:06.995
4	55.444	+1.413	15:38:02.439
5	54.257	+0.226	15:38:56.696
6	54.070	+0.039	15:39:50.766
7	54.031		15:40:44.797
8	54.037	+0.006	15:41:38.834
9	54.625	+0.594	15:42:33.459

(249) Sean Babington

1	1:05.937	+7.799	15:35:22.985
2	1:48.912	+50.774	15:37:11.897
3	58.138		15:38:10.035

(236) Ludvig Morin

1	1:27.264		15:35:44.375
---	-----------------	--	--------------

Lap	Lap Tm	Diff	Time of Day
-----	--------	------	-------------

Lap	Lap Tm	Diff	Time of Day
-----	--------	------	-------------