



Rotax Max Challenge Templin

Junior-Cup

Templin 1,102 Km

Warmup

05.06.2011 08:14

Training gestartet um 8:13:18

Pos.	St.Nr.	Name	Wohnort	Fabrikat	Bewerber/Sponsor	Rnd.	Beste Zeit	Diff.	km/h	In Rd.
1	631	Andreas Stiehr	GER-Henningsdorf	Intrepid		6	47.665		83,231	4
2	622	Fabio Katzor	GER-Garbsen	Haase	DMV Team Tom Tech/	6	47.782	0.117	83,027	4
3	633	Leon Stork	GER-Mardorf	Haase	DMV Team Tom Tech/	5	47.990	0.325	82,667	4
4	619	André Hagner	GER-Schauren	M-Tec	Nintendo Team Scheider/	5	48.024	0.359	82,609	4
5	612	Tobias Dauenhauer	GER-Mörlenbach	Intrepid		5	48.108	0.443	82,464	3
6	617	Mike Golla	GER-Alsdorf	Energy	GN Motorsport GmbH/	6	48.109	0.444	82,463	6
7	610	Kevin Landwehr	GER-Melle	EA		6	48.246	0.581	82,229	5
8	618	Leon Wippersteg	GER-Kirchlengern	EA		6	48.254	0.589	82,215	5
9	616	Julian Müller	GER-Köln	Intrepid	VPD Team Germany/	5	48.272	0.607	82,184	5
10	613	Daniel Glen	GER-Falkensee	M-Tec	ADAC Berlin Brandenburg/	6	48.339	0.674	82,070	5
11	601	Tobias Fischer	GER-Darmstadt	Sodi	MSC Wittgenborn/	6	48.341	0.676	82,067	5
12	629	Raffael Reder	GER-Allendorf	Tony	JLC Racing/	5	48.392	0.727	81,980	3
13	615	Michael Gruber	GER-Rietenau	Birel	Baral Racing/	6	48.524	0.859	81,757	5
14	602	Richard Ebeling	GER-Berlin	Haase	DMV Team Tom Tech/	5	48.588	0.923	81,650	4
15	625	David Öhler	GER-Laiz	Tony	JLC Racing/	6	48.594	0.929	81,640	5
16	614	Kevin Brückner#DE3538	GER-Alzenau	Wildkart		6	48.667	1.002	81,517	4
17	620	Max Grün	GER-Herten	CRG		5	48.773	1.108	81,340	4
18	611	Laurenz Brück	GER-Burkhardtsfelden	CRG	/KV Oppenrod e.V.	6	48.782	1.117	81,325	3
19	628	Yannick Würtele	GER-Gießen	CRG	/KV Oppenrod	5	49.246	1.581	80,559	4
20	634	David Cyranek	GER-Berlin	Haase		3	49.890	2.225	79,519	3

Bemerkungen
DMSB Reg-Nr.: 123/11

Zeitnahmekommissar & Auswertung: Monika Riehmers www.camp-company.de Orbits

Rennleiter: Heinz Restart Rennsekretär: Ute Bimber

Aushang: Uhr

Unterschrift RL: Unterschrift ZK:

www.mylaps.com

Lizenziert für Camp Company GmbH



Rotax Max Challenge Templin

Junior-Cup

Templin 1,102 Km

Warmup

05.06.2011 08:14

Training gestartet um 8:13:18

Runde	Rundenzeit	Diff.	Tageszeit
(631) Andreas Stiehr			
1	48.401	+0.736	8:15:00.596
2	48.178	+0.513	8:15:48.774
3	48.061	+0.396	8:16:36.835
4	47.665		8:17:24.500
5	47.829	+0.164	8:18:12.329
6	48.388	+0.723	8:19:00.717

Runde	Rundenzeit	Diff.	Tageszeit
(622) Fabio Katzor			
1	48.714	+0.932	8:14:59.892
2	48.362	+0.580	8:15:48.254
3	48.108	+0.326	8:16:36.362
4	47.782		8:17:24.144
5	47.959	+0.177	8:18:12.103
6	48.786	+1.004	8:19:00.889

Runde	Rundenzeit	Diff.	Tageszeit
(633) Leon Stork			
1	48.450	+0.460	8:15:15.765
2	50.594	+2.604	8:16:06.359
3	48.105	+0.115	8:16:54.464
4	47.990		8:17:42.454
5	48.006	+0.016	8:18:30.460

Runde	Rundenzeit	Diff.	Tageszeit
(619) André Hagner			
1	48.370	+0.346	8:15:16.048
2	48.792	+0.768	8:16:04.840
3	48.197	+0.173	8:16:53.037
4	48.024		8:17:41.061
5	48.065	+0.041	8:18:29.126

Runde	Rundenzeit	Diff.	Tageszeit
(612) Tobias Dauenhauer			
1	48.598	+0.490	8:15:20.030
2	48.190	+0.082	8:16:08.220
3	48.108		8:16:56.328
4	49.150	+1.042	8:17:45.478
5	48.311	+0.203	8:18:33.789

Runde	Rundenzeit	Diff.	Tageszeit
(617) Mike Golla			
1	48.800	+0.691	8:15:00.362
2	48.326	+0.217	8:15:48.688
3	48.588	+0.479	8:16:37.276
4	48.269	+0.160	8:17:25.545
5	48.176	+0.067	8:18:13.721
6	48.109		8:19:01.830

Runde	Rundenzeit	Diff.	Tageszeit
(610) Kevin Landwehr			
1	49.535	+1.289	8:15:03.566
2	48.452	+0.206	8:15:52.018
3	48.568	+0.322	8:16:40.586
4	48.703	+0.457	8:17:29.289
5	48.246		8:18:17.535
6	49.264	+1.018	8:19:06.799

Runde	Rundenzeit	Diff.	Tageszeit
(618) Leon Wippersteg			
1	48.847	+0.593	8:15:01.995
2	48.764	+0.510	8:15:50.759
3	48.262	+0.008	8:16:39.021
4	48.370	+0.116	8:17:27.391
5	48.254		8:18:15.645
6	48.565	+0.311	8:19:04.210

Runde	Rundenzeit	Diff.	Tageszeit
(616) Julian Müller			
1	49.804	+1.532	8:15:13.540
2	48.291	+0.019	8:16:01.831
3	48.680	+0.408	8:16:50.511

Runde	Rundenzeit	Diff.	Tageszeit
4	48.356	+0.084	8:17:38.867
5	48.272		8:18:27.139

Runde	Rundenzeit	Diff.	Tageszeit
(613) Daniel Glen			
1	49.331	+0.992	8:15:03.683
2	48.673	+0.334	8:15:52.356
3	48.480	+0.141	8:16:40.836
4	48.810	+0.471	8:17:29.646
5	48.339		8:18:17.985
6	49.197	+0.858	8:19:07.182

Runde	Rundenzeit	Diff.	Tageszeit
(601) Tobias Fischer			
1	48.948	+0.607	8:15:03.090
2	48.733	+0.392	8:15:51.823
3	48.383	+0.042	8:16:40.206
4	49.256	+0.915	8:17:29.462
5	48.341		8:18:17.803
6	48.727	+0.386	8:19:06.530

Runde	Rundenzeit	Diff.	Tageszeit
(629) Raffael Reder			
1	49.583	+1.191	8:15:18.786
2	48.741	+0.349	8:16:07.527
3	48.392		8:16:55.919
4	48.651	+0.259	8:17:44.570
5	48.845	+0.453	8:18:33.415

Runde	Rundenzeit	Diff.	Tageszeit
(615) Michael Gruber			
1	49.590	+1.066	8:15:04.494
2	49.122	+0.598	8:15:53.616
3	48.737	+0.213	8:16:42.353
4	48.666	+0.142	8:17:31.019
5	48.524		8:18:19.543
6	49.062	+0.538	8:19:08.605

Runde	Rundenzeit	Diff.	Tageszeit
(602) Richard Ebeling			
1	50.280	+1.692	8:15:11.298
2	49.084	+0.496	8:16:00.382
3	48.599	+0.011	8:16:48.981
4	48.588		8:17:37.569
5	48.649	+0.061	8:18:26.218

Runde	Rundenzeit	Diff.	Tageszeit
(625) David Öhler			
1	49.426	+0.832	8:15:05.012
2	49.742	+1.148	8:15:54.754
3	48.650	+0.056	8:16:43.404
4	48.673	+0.079	8:17:32.077
5	48.594		8:18:20.671
6	53.288	+4.694	8:19:13.959

Runde	Rundenzeit	Diff.	Tageszeit
(614) Kevin Brückner#DE3538			
1	49.878	+1.211	8:15:06.534
2	48.825	+0.158	8:15:55.359
3	48.773	+0.106	8:16:44.132
4	48.667		8:17:32.799
5	49.055	+0.388	8:18:21.854
6	48.830	+0.163	8:19:10.684

Runde	Rundenzeit	Diff.	Tageszeit
(620) Max Grün			
1	49.523	+0.750	8:15:22.987
2	49.415	+0.642	8:16:12.402
3	49.307	+0.534	8:17:01.709
4	48.773		8:17:50.482
5	49.374	+0.601	8:18:39.856

Runde	Rundenzeit	Diff.	Tageszeit
(611) Laurenz Brück			
1	50.643	+1.861	8:15:06.889

Zeitnahmekommissar & Auswertung: Monika Riehmers www.camp-company.de

Orbits

Rennleiter: Heinz Restart Rennsekretär: Ute Bimber

Aushang: Uhr

Unterschrift RL:

Unterschrift ZK:

www.mylaps.com

Lizenziert für Camp Company GmbH



Rotax Max Challenge Templin

Junior-Cup

Templin 1,102 Km

Zeittraining

05.06.2011 09:39

Qualifikation gestartet um 9:39:44

Pos.	St.Nr.	Name	Wohnort	Fabrikat	Bewerber/Sponsor	Rnd.	Beste Zeit	Diff.	km/h	In Rd.
1	632	Florian Janits	AUT-Steinberg-Dörfel	Intrepid	Intrepid Force Rotax/	9	47.274		83,919	7
2	622	Fabio Katzor	GER-Garbsen	Haase	DMV Team Tom Tech/	11	47.388	0.114	83,717	8
3	619	André Hagner	GER-Schauren	M-Tec	Nintendo Team Scheider/	12	47.469	0.195	83,575	10
4	612	Tobias Dauenhauer	GER-Mörlenbach	Intrepid		11	47.504	0.230	83,513	10
5	617	Mike Golla	GER-Alsdorf	Energy	GN Motorsport GmbH/	12	47.517	0.243	83,490	10
6	620	Max Grün	GER-Herten	CRG		12	47.531	0.257	83,466	8
7	629	Raffael Reder	GER-Allendorf	Tony	JLC Racing/	12	47.571	0.297	83,395	7
8	631	Andreas Stiehr	GER-Henningsdorf	Intrepid	DMV Team Straube	11	47.589	0.315	83,364	6
9	613	Daniel Glen	GER-Falkensee	M-Tec	ADAC Berlin Brandenburg/	12	47.629	0.355	83,294	6
10	603	Christian Klauser	GER-Oberndorf	CRG	Team Kartsport Klimm/	12	47.643	0.369	83,269	7
11	608	Noah Brandt	GER-Breitenheim	Energy		12	47.648	0.374	83,261	5
12	602	Richard Ebeling	GER-Berlin	Haase	DMV Team Tom Tech/	11	47.687	0.413	83,192	3
13	633	Leon Stork	GER-Mardorf	Haase	DMV Team Tom Tech/	12	47.735	0.461	83,109	5
14	618	Leon Wippersteg	GER-Kirchlingern	EA		10	47.800	0.526	82,996	2
15	614	Kevin Brückner	GER-Alzenau	Wildkart		5	47.818	0.544	82,965	3
16	616	Julian Müller	GER-Köln	Intrepid	VPD Team Germany/	11	47.917	0.643	82,793	2
17	615	Michael Gruber	GER-Rietenau	Birel	Baral Racing/	10	47.958	0.684	82,722	2
18	625	David Öhler	GER-Laiz	Tony	JLC Racing/	12	48.063	0.789	82,542	5
19	611	Laurenz Brück	GER-Burkhardtsfelden	CRG	/KV Oppenrod e.V.	12	48.357	1.083	82,040	4
20	634	David Cyranek	GER-Berlin	Haase		12	48.434	1.160	81,909	2
21	628	Yannick Würtele	GER-Gießen	CRG	/KV Oppenrod	12	48.502	1.228	81,795	12
22	610	Kevin Landwehr	GER-Melle	EA					-	0

Bemerkungen

DMSB Reg-Nr.: 123/11
Ergebnis vorbehaltlich technischer Nachuntersuchung

Rennleiter: Heinz Restart Rennsekretär: Ute Bimber

Aushang: Uhr
Unterschrift RL: Unterschrift ZK:

Rotax Max Challenge Templin


Junior-Cup

Zeittraining

Qualifikation gestartet um 9:39:44

Templin 1,102 Km

05.06.2011 09:39



Runde	Rundenzeit	Diff.	Tageszeit
(632) Florian Janits			
1	47.779	+0.505	9:42:28.326
2	47.615	+0.341	9:43:15.941
3	56.723	+9.449	9:44:12.664
4	49.050	+1.776	9:45:01.714
5	47.450	+0.176	9:45:49.164
6	49.883	+2.609	9:46:39.047
7	47.274		9:47:26.321
8	47.536	+0.262	9:48:13.857
9	47.344	+0.070	9:49:01.201

Runde	Rundenzeit	Diff.	Tageszeit
(622) Fabio Katzor			
1	47.742	+0.354	9:41:58.484
2	47.622	+0.234	9:42:46.106
3	47.543	+0.155	9:43:33.649
4	1:19.187	+31.799	9:44:52.836
5	48.085	+0.697	9:45:40.921
6	56.713	+9.325	9:46:37.634
7	47.542	+0.154	9:47:25.176
8	47.388		9:48:12.564
9	47.525	+0.137	9:49:00.089
10	50.740	+3.352	9:49:50.829
11	47.536	+0.148	9:50:38.365

Runde	Rundenzeit	Diff.	Tageszeit
(619) André Hagner			
1	47.868	+0.399	9:41:27.057
2	47.616	+0.147	9:42:14.673
3	47.556	+0.087	9:43:02.229
4	47.883	+0.414	9:43:50.112
5	47.788	+0.319	9:44:37.900
6	47.781	+0.312	9:45:25.681
7	47.654	+0.185	9:46:13.335
8	49.094	+1.625	9:47:02.429
9	53.625	+6.156	9:47:56.054
10	47.469		9:48:43.523
11	47.493	+0.024	9:49:31.016
12	48.677	+1.208	9:50:19.693

Runde	Rundenzeit	Diff.	Tageszeit
(612) Tobias Dauenhauer			
1	48.097	+0.593	9:42:02.925
2	47.768	+0.264	9:42:50.693
3	47.525	+0.021	9:43:38.218
4	47.629	+0.125	9:44:25.847
5	47.678	+0.174	9:45:13.525
6	47.584	+0.080	9:46:01.109
7	47.720	+0.216	9:46:48.829
8	47.657	+0.153	9:47:36.486
9	47.615	+0.111	9:48:24.101
10	47.504		9:49:11.605
11	47.573	+0.069	9:49:59.178

Runde	Rundenzeit	Diff.	Tageszeit
(617) Mike Golla			
1	48.083	+0.566	9:41:27.493
2	47.615	+0.098	9:42:15.108
3	47.723	+0.206	9:43:02.831
4	47.746	+0.229	9:43:50.577
5	47.832	+0.315	9:44:38.409
6	47.646	+0.129	9:45:26.055
7	47.783	+0.266	9:46:13.838
8	48.319	+0.802	9:47:02.157
9	53.130	+5.613	9:47:55.287
10	47.517		9:48:42.804
11	47.686	+0.169	9:49:30.490
12	48.439	+0.922	9:50:18.929

Runde	Rundenzeit	Diff.	Tageszeit
(620) Max Grün			
1	47.990	+0.459	9:41:41.880
2	47.764	+0.233	9:42:29.644
3	47.666	+0.135	9:43:17.310
4	49.028	+1.497	9:44:06.338
5	47.905	+0.374	9:44:54.243
6	47.702	+0.171	9:45:41.945
7	47.745	+0.214	9:46:29.690
8	47.531		9:47:17.221
9	50.595	+3.064	9:48:07.816
10	48.524	+0.993	9:48:56.340
11	47.598	+0.067	9:49:43.938
12	47.657	+0.126	9:50:31.595

Runde	Rundenzeit	Diff.	Tageszeit
(629) Raffael Reder			
1	48.956	+1.385	9:41:29.025
2	47.901	+0.330	9:42:16.926
3	47.818	+0.247	9:43:04.744
4	47.746	+0.175	9:43:52.490
5	47.695	+0.124	9:44:40.185
6	48.083	+0.512	9:45:28.268
7	47.571		9:46:15.839
8	47.639	+0.068	9:47:03.478
9	48.258	+0.687	9:47:51.736
10	47.612	+0.041	9:48:39.348
11	47.673	+0.102	9:49:27.021
12	47.774	+0.203	9:50:14.795

Runde	Rundenzeit	Diff.	Tageszeit
(631) Andreas Stiehr			
1	47.924	+0.335	9:41:26.271
2	47.856	+0.267	9:42:14.127
3	47.749	+0.160	9:43:01.876
4	48.637	+1.048	9:43:50.513
5	48.117	+0.528	9:44:38.630
6	47.589		9:45:26.219
7	47.732	+0.143	9:46:13.951
8	48.028	+0.439	9:47:01.979
9	48.121	+0.532	9:47:50.100
10	48.010	+0.421	9:48:38.110
11	47.815	+0.226	9:49:25.925

Runde	Rundenzeit	Diff.	Tageszeit
(613) Daniel Glen			
1	49.245	+1.616	9:41:29.787
2	47.732	+0.103	9:42:17.519
3	48.218	+0.589	9:43:05.737
4	47.916	+0.287	9:43:53.653
5	47.823	+0.194	9:44:41.476
6	47.629		9:45:29.105
7	48.418	+0.789	9:46:17.523
8	48.090	+0.461	9:47:05.613
9	48.817	+1.188	9:47:54.430
10	47.743	+0.114	9:48:42.173
11	47.936	+0.307	9:49:30.109
12	48.445	+0.816	9:50:18.554

Runde	Rundenzeit	Diff.	Tageszeit
(603) Christian Klausner			
1	48.391	+0.748	9:41:28.720
2	47.967	+0.324	9:42:16.687
3	47.753	+0.110	9:43:04.440
4	47.665	+0.022	9:43:52.105
5	47.848	+0.205	9:44:39.953
6	47.710	+0.067	9:45:27.663
7	47.643		9:46:15.306
8	47.779	+0.136	9:47:03.085
9	48.148	+0.505	9:47:51.233
10	47.685	+0.042	9:48:38.918

Runde	Rundenzeit	Diff.	Tageszeit
11	47.736	+0.093	9:49:26.654
12	47.743	+0.100	9:50:14.397

Runde	Rundenzeit	Diff.	Tageszeit
(608) Noah Brandt			
1	49.547	+1.899	9:41:29.438
2	47.877	+0.229	9:42:17.315
3	47.804	+0.156	9:43:05.119
4	47.800	+0.152	9:43:52.919
5	47.648		9:44:40.567
6	47.967	+0.319	9:45:28.534
7	47.744	+0.096	9:46:16.278
8	47.886	+0.238	9:47:04.164
9	49.618	+1.970	9:47:53.782
10	48.047	+0.399	9:48:41.829
11	47.705	+0.057	9:49:29.534
12	48.158	+0.510	9:50:17.692

Runde	Rundenzeit	Diff.	Tageszeit
(602) Richard Ebeling			
1	48.255	+0.568	9:41:41.021
2	47.715	+0.028	9:42:28.736
3	47.687		9:43:16.423
4	49.516	+1.829	9:44:05.939
5	48.736	+1.049	9:44:54.675
6	47.796	+0.109	9:45:42.471
7	47.892	+0.205	9:46:30.363
8	48.023	+0.336	9:47:18.386
9	48.089	+0.402	9:48:06.475
10	47.922	+0.235	9:48:54.397
11	48.211	+0.524	9:49:42.608

Runde	Rundenzeit	Diff.	Tageszeit
(633) Leon Stork			
1	47.953	+0.218	9:41:47.518
2	48.067	+0.332	9:42:35.585
3	47.768	+0.033	9:43:23.353
4	48.062	+0.327	9:44:11.415
5	47.735		9:44:59.150
6	48.039	+0.304	9:45:47.189
7	48.413	+0.678	9:46:35.602
8	47.806	+0.071	9:47:23.408
9	48.420	+0.685	9:48:11.828
10	48.044	+0.309	9:48:59.872
11	48.405	+0.670	9:49:48.277
12	48.316	+0.581	9:50:36.593

Runde	Rundenzeit	Diff.	Tageszeit
(618) Leon Wippersteg			
1	47.996	+0.196	9:42:05.492
2	47.800		9:42:53.292
3	47.910	+0.110	9:43:41.202
4	47.959	+0.159	9:44:29.161
5	48.068	+0.268	9:45:17.229
6	48.011	+0.211	9:46:05.240
7	48.176	+0.376	9:46:53.416
8	52.845	+5.045	9:47:46.261
9	48.102	+0.302	9:48:34.363
10	47.920	+0.120	9:49:22.283

Runde	Rundenzeit	Diff.	Tageszeit
(614) Kevin Brückner			
1	48.393	+0.575	9:41:43.627
2	47.981	+0.163	9:42:31.608
3	47.818		9:43:19.426
4	48.937	+1.119	9:44:08.363
5	48.369	+0.551	9:44:56.732

Runde	Rundenzeit	Diff.	Tageszeit
(616) Julian Müller			
1	48.235	+0.318	9:41:56.465
2	47.917		9:42:44.382

Zeitnahmekommissar & Auswertung: Monika Riehmers www.camp-company.de

Orbits

Rennleiter: Heinz Restart Rennsekretär: Ute Bimber

Aushang: Uhr

Unterschrift RL: Unterschrift ZK:

www.mylaps.com

Lizenziert für Camp Company GmbH



Rotax Max Challenge Templin

Junior-Cup

Templin 1,102 Km

Zeittraining

05.06.2011 09:39

Qualifikation gestartet um 9:39:44

Runde	Rundenzeit	Diff.	Tageszeit
3	48.115	+0.198	9:43:32.497
4	48.143	+0.226	9:44:20.640
5	47.988	+0.071	9:45:08.628
6	48.147	+0.230	9:45:56.775
7	48.034	+0.117	9:46:44.809
8	47.999	+0.082	9:47:32.808
9	48.056	+0.139	9:48:20.864
10	48.205	+0.288	9:49:09.069
11	48.070	+0.153	9:49:57.139

(615) Michael Gruber

1	48.330	+0.372	9:41:32.752
2	47.958		9:42:20.710
3	48.477	+0.519	9:43:09.187
4	48.162	+0.204	9:43:57.349
5	48.139	+0.181	9:44:45.488
6	48.194	+0.236	9:45:33.682
7	48.059	+0.101	9:46:21.741
8	48.359	+0.401	9:47:10.100
9	48.467	+0.509	9:47:58.567
10	48.286	+0.328	9:48:46.853

(625) David Öhler

1	49.195	+1.132	9:41:32.426
2	52.657	+4.594	9:42:25.083
3	48.469	+0.406	9:43:13.552
4	48.355	+0.292	9:44:01.907
5	48.063		9:44:49.970
6	49.733	+1.670	9:45:39.703
7	48.826	+0.763	9:46:28.529
8	48.326	+0.263	9:47:16.855
9	48.288	+0.225	9:48:05.143
10	49.927	+1.864	9:48:55.070
11	48.098	+0.035	9:49:43.168
12	49.466	+1.403	9:50:32.634

(611) Laurenz Brück

1	49.070	+0.713	9:41:31.998
2	48.639	+0.282	9:42:20.637
3	48.911	+0.554	9:43:09.548
4	48.357		9:43:57.905
5	48.552	+0.195	9:44:46.457
6	48.385	+0.028	9:45:34.842
7	48.502	+0.145	9:46:23.344
8	48.385	+0.028	9:47:11.729
9	48.609	+0.252	9:48:00.338
10	48.495	+0.138	9:48:48.833
11	48.850	+0.493	9:49:37.683
12	48.597	+0.240	9:50:26.280

(634) David Cyranek

1	48.917	+0.483	9:41:33.942
2	48.434		9:42:22.376
3	48.833	+0.399	9:43:11.209
4	48.639	+0.205	9:43:59.848
5	49.032	+0.598	9:44:48.880
6	48.659	+0.225	9:45:37.539
7	48.630	+0.196	9:46:26.169
8	48.621	+0.187	9:47:14.790
9	48.616	+0.182	9:48:03.406
10	48.726	+0.292	9:48:52.132
11	48.962	+0.528	9:49:41.094
12	48.731	+0.297	9:50:29.825

(628) Yannick Würtele

1	49.042	+0.540	9:41:34.568
---	--------	--------	-------------

Runde	Rundenzeit	Diff.	Tageszeit
2	49.038	+0.536	9:42:23.606
3	48.751	+0.249	9:43:12.357
4	48.757	+0.255	9:44:01.114
5	48.537	+0.035	9:44:49.651
6	48.993	+0.491	9:45:38.644
7	48.624	+0.122	9:46:27.268
8	48.661	+0.159	9:47:15.929
9	48.697	+0.195	9:48:04.626
10	48.616	+0.114	9:48:53.242
11	48.991	+0.489	9:49:42.233
12	48.502		9:50:30.735


Runde	Rundenzeit	Diff.	Tageszeit
-------	------------	-------	-----------



Rotax Max Challenge Templin

Junior-Cup
Startaufstellung Prefinale
Rennen (16 Runden)

Templin 1,102 Km
05.06.2011 11:50



11	628
	21
10	611
	19
9	615
	17
8	614
	15
7	633
	13
6	608
	11
5	613
	9
4	629
	7
3	617
	5
2	619
	3
1	632

POLE POSITION 1

610
22
634
20
625
18
616
16
618
14
602
12
603
10
631
8
620
6
612
4
622
2



Zeitnahmekommissar & Auswertung: Monika Riehmers www.camp-company.de

Orbits

Rennleiter: Heinz Restart Rennsekretär: Ute Bimber

Aushang: Uhr

Unterschrift RL: Unterschrift ZK:

www.mylaps.com

Lizenziert für Camp Company GmbH



Rotax Max Challenge Templin


Junior-Cup

Templin 1,102 Km

Prefinale

05.06.2011 11:50

Rennen (15 Runden) gestartet um 12:06:37



Pos.	St.Nr.	Name	* Wohnort	Fabrikat	Bewerber/Sponsor	Rnd.	Gesamtzeit	Diff.	Ø km/h	Beste Zeit	km/h
1	632	Florian Janits	AUT-Steinberg-Dorfl	Intrepid	Intrepid Force Rotax/	15	12:15.479		80,911	47.697	83,175
2	619	André Hagner	GER-Schauren	M-Tec	Nintendo Team Scheider/	15	12:16.855	1.376	80,759	47.867	82,880
3	612	Tobias Dauenhauer	GER-Mörtenbach	Intrepid		15	12:19.373	3.894	80,484	47.880	82,857
4	622	Fabio Katzor	GER-Garbsen	Haase	DMV Team Tom Tech/	15	12:19.543	4.064	80,466	47.886	82,847
5	603	Christian Klausner	GER-Oberndorf	CRG	Team Kartsport Klimm/	15	12:19.823	4.344	80,435	47.793	83,008
6	620	Max Grün	GER-Herten	CRG		15	12:21.481	6.002	80,256	48.039	82,583
7	617	Mike Golla	GER-Alsdorf	Energy	GN Motorsport GmbH/	15	12:21.742	6.263	80,227	47.964	82,712
8	602	Richard Ebeling	GER-Berlin	Haase	DMV Team Tom Tech/	15	12:22.887	7.408	80,104	48.037	82,586
9	629	Raffael Reder	GER-Allendorf	Tony	JLC Racing/	15	12:23.094	7.615	80,081	47.965	82,710
10	608	Noah Brandt	GER-Breitenheim	Energy		15	12:25.204	9.725	79,855	48.092	82,492
11	618	Leon Wippersteg	GER-Kirchlengern	EA		15	12:25.704	10.225	79,801	48.046	82,571
12	631	Andreas Stiehr	GER-Henningsdorf	Intrepid	DMV Team Straube	15	12:29.774	14.295	79,368	47.960	82,719
13	613	Daniel Glen	GER-Falkensee	M-Tec	ADAC Berlin Brandenburg/	15	12:30.066	14.587	79,337	48.269	82,189
14	615	Michael Gruber	GER-Rietenau	Birel	Baral Racing/	15	12:31.524	16.045	79,183	48.245	82,230
15	633	Leon Stork	GER-Mardorf	Haase	DMV Team Tom Tech/	15	12:31.907	16.428	79,143	48.483	81,827
16	614	Kevin Brückner	GER-Alzenau	Wildkart		15	12:32.841	17.362	79,045	48.499	81,800
17	625	David Öhler	GER-Laiz	Tony	JLC Racing/	15	12:33.168	17.689	79,010	48.480	81,832
18	610	Kevin Landwehr	GER-Melle	EA		15	12:35.297	19.818	78,788	48.434	81,909
19	634	David Cyranek	GER-Berlin	Haase		15	12:38.098	22.619	78,496	48.753	81,373
20	628	Yannick Würtele	GER-Gießßen	CRG	/KV Oppenrod	15	12:39.018	23.539	78,401	48.688	81,482
21	611	Laurenz Brück	GER-Burkhardtsfelden	CRG	/KV Oppenrod e.V.	15	12:47.518	32.039	77,533	48.423	81,928
22	616	Julian Müller	GER-Köln	Intrepid	VPD Team Germany/	13	12:40.021	2 Runden	67,858	47.923	82,783

Bemerkungen

DMSB- Reg-Nr.: 123/11

Ergebnis vorbehaltlich technischer Nachuntersuchung

Gestartet: 22 Gewertet: 22 nicht Gewertet: 0

Vorsprung	Ø km/h	Beste Rundenzeit	km/h	Beste Runde von
1.376	80,911	47.697	83,175	632 - Florian Janits

Zeitnahmekommissar & Auswertung: Monika Riehmers www.camp-company.de

Orbits

Rennleiter: Heinz Restart Rennsekretär: Ute Bimber

Aushang: Uhr

www.mylaps.com

Unterschrift RL: Unterschrift ZK:

Lizenziert für Camp Company GmbH

Rotax Max Challenge Templin

Junior-Cup

Templin 1,102 Km

Prefinale

05.06.2011 11:50

Rennen (15 Runden) gestartet um 12:06:37

Runde	Rundenzeit	Diff.	Tageszeit
(632) Florian Janits			
1	48.879	+1.182	12:07:41.392
2	48.602	+0.905	12:08:29.994
3	48.182	+0.485	12:09:18.176
4	48.062	+0.365	12:10:06.238
5	47.973	+0.276	12:10:54.211
6	48.115	+0.418	12:11:42.326
7	47.901	+0.204	12:12:30.227
8	47.957	+0.260	12:13:18.184
9	47.697		12:14:05.881
10	47.873	+0.176	12:14:53.754
11	47.912	+0.215	12:15:41.666
12	47.938	+0.241	12:16:29.604
13	47.945	+0.248	12:17:17.549
14	47.923	+0.226	12:18:05.472
15	47.886	+0.189	12:18:53.358

Runde	Rundenzeit	Diff.	Tageszeit
(619) André Hagner			
1	49.217	+1.350	12:07:41.840
2	48.601	+0.734	12:08:30.441
3	48.235	+0.368	12:09:18.676
4	48.116	+0.249	12:10:06.792
5	48.012	+0.145	12:10:54.804
6	47.979	+0.112	12:11:42.783
7	48.019	+0.152	12:12:30.802
8	47.971	+0.104	12:13:18.773
9	47.867		12:14:06.640
10	48.029	+0.162	12:14:54.669
11	47.989	+0.122	12:15:42.658
12	48.192	+0.325	12:16:30.850
13	48.028	+0.161	12:17:18.878
14	47.955	+0.088	12:18:06.833
15	47.901	+0.034	12:18:54.734

Runde	Rundenzeit	Diff.	Tageszeit
(612) Tobias Dauenhauer			
1	49.893	+2.013	12:07:42.633
2	48.679	+0.799	12:08:31.312
3	48.673	+0.793	12:09:19.985
4	48.223	+0.343	12:10:08.208
5	47.880		12:10:56.088
6	48.031	+0.151	12:11:44.119
7	47.946	+0.066	12:12:32.065
8	48.064	+0.184	12:13:20.129
9	48.316	+0.436	12:14:08.445
10	48.042	+0.162	12:14:56.487
11	48.116	+0.236	12:15:44.603
12	48.248	+0.368	12:16:32.851
13	48.153	+0.273	12:17:21.004
14	48.192	+0.312	12:18:09.196
15	48.056	+0.176	12:18:57.252

Runde	Rundenzeit	Diff.	Tageszeit
(622) Fabio Katzor			
1	49.581	+1.695	12:07:42.227
2	48.571	+0.685	12:08:30.798
3	48.391	+0.505	12:09:19.189
4	48.175	+0.289	12:10:07.364
5	48.061	+0.175	12:10:55.425
6	48.164	+0.278	12:11:43.589
7	48.063	+0.177	12:12:31.652
8	48.344	+0.458	12:13:19.996
9	48.616	+0.730	12:14:08.612
10	48.031	+0.145	12:14:56.643
11	48.091	+0.205	12:15:44.734
12	48.534	+0.648	12:16:33.268
13	48.120	+0.234	12:17:21.388

Runde	Rundenzeit	Diff.	Tageszeit
14	48.148	+0.262	12:18:09.536
15	47.886		12:18:57.422

Runde	Rundenzeit	Diff.	Tageszeit
(603) Christian Klausner			
1	49.995	+2.202	12:07:43.181
2	48.585	+0.792	12:08:31.766
3	48.446	+0.653	12:09:20.212
4	48.599	+0.806	12:10:08.811
5	47.870	+0.077	12:10:56.681
6	47.907	+0.114	12:11:44.588
7	47.793		12:12:32.381
8	48.104	+0.311	12:13:20.485
9	48.409	+0.616	12:14:08.894
10	48.042	+0.249	12:14:56.936
11	48.012	+0.219	12:15:44.948
12	48.544	+0.751	12:16:33.492
13	48.125	+0.332	12:17:21.617
14	48.167	+0.374	12:18:09.784
15	47.918	+0.125	12:18:57.702

Runde	Rundenzeit	Diff.	Tageszeit
(620) Max Grün			
1	50.996	+2.957	12:07:43.861
2	48.644	+0.605	12:08:32.505
3	48.171	+0.132	12:09:20.676
4	48.709	+0.670	12:10:09.385
5	48.367	+0.328	12:10:57.752
6	48.097	+0.058	12:11:45.849
7	48.133	+0.094	12:12:33.982
8	48.059	+0.020	12:13:22.041
9	48.039		12:14:10.080
10	48.077	+0.038	12:14:58.157
11	48.135	+0.096	12:15:46.292
12	48.274	+0.235	12:16:34.566
13	48.245	+0.206	12:17:22.811
14	48.187	+0.148	12:18:10.998
15	48.362	+0.323	12:18:59.360

Runde	Rundenzeit	Diff.	Tageszeit
(617) Mike Golla			
1	49.824	+1.860	12:07:42.547
2	48.582	+0.618	12:08:31.129
3	48.685	+0.721	12:09:19.814
4	49.386	+1.422	12:10:09.200
5	48.826	+0.862	12:10:58.026
6	48.084	+0.120	12:11:46.110
7	48.188	+0.224	12:12:34.298
8	48.172	+0.208	12:13:22.470
9	48.033	+0.069	12:14:10.503
10	47.964		12:14:58.467
11	48.140	+0.176	12:15:46.607
12	48.330	+0.366	12:16:34.937
13	48.236	+0.272	12:17:23.173
14	48.282	+0.318	12:18:11.455
15	48.166	+0.202	12:18:59.621

Runde	Rundenzeit	Diff.	Tageszeit
(602) Richard Ebeling			
1	50.679	+2.642	12:07:43.935
2	48.833	+0.796	12:08:32.768
3	48.258	+0.221	12:09:21.026
4	48.461	+0.424	12:10:09.487
5	48.695	+0.658	12:10:58.182
6	48.120	+0.083	12:11:46.302
7	48.037		12:12:34.339
8	48.343	+0.306	12:13:22.682
9	48.221	+0.184	12:14:10.903
10	48.137	+0.100	12:14:59.040
11	48.174	+0.137	12:15:47.214

Runde	Rundenzeit	Diff.	Tageszeit
12	48.671	+0.634	12:16:35.885
13	48.275	+0.238	12:17:24.160
14	48.310	+0.273	12:18:12.470
15	48.296	+0.259	12:19:00.766

Runde	Rundenzeit	Diff.	Tageszeit
(629) Raffael Reder			
1	50.952	+2.987	12:07:44.157
2	48.816	+0.851	12:08:32.973
3	48.251	+0.286	12:09:21.224
4	48.563	+0.598	12:10:09.787
5	48.573	+0.608	12:10:58.360
6	48.412	+0.447	12:11:46.772
7	47.965		12:12:34.737
8	48.554	+0.589	12:13:23.291
9	48.014	+0.049	12:14:11.305
10	48.087	+0.122	12:14:59.392
11	48.139	+0.174	12:15:47.531
12	48.611	+0.646	12:16:36.142
13	48.242	+0.277	12:17:24.384
14	48.237	+0.272	12:18:12.621
15	48.352	+0.387	12:19:00.973

Runde	Rundenzeit	Diff.	Tageszeit
(608) Noah Brandt			
1	51.505	+3.413	12:07:44.987
2	48.786	+0.694	12:08:33.773
3	49.569	+1.477	12:09:23.342
4	48.092		12:10:11.434
5	48.138	+0.046	12:10:59.572
6	48.225	+0.133	12:11:47.797
7	48.232	+0.140	12:12:36.029
8	48.122	+0.030	12:13:24.151
9	48.732	+0.640	12:14:12.883
10	48.165	+0.073	12:15:01.048
11	48.287	+0.195	12:15:49.335
12	48.468	+0.376	12:16:37.803
13	48.387	+0.295	12:17:26.190
14	48.172	+0.080	12:18:14.362
15	48.721	+0.629	12:19:03.083

Runde	Rundenzeit	Diff.	Tageszeit
(618) Leon Wippersteg			
1	52.460	+4.414	12:07:45.972
2	49.028	+0.982	12:08:35.000
3	48.744	+0.698	12:09:23.744
4	48.177	+0.131	12:10:11.921
5	48.218	+0.172	12:11:00.139
6	48.046		12:11:48.185
7	48.177	+0.131	12:12:36.362
8	48.163	+0.117	12:13:24.525
9	48.623	+0.577	12:14:13.148
10	48.183	+0.137	12:15:01.331
11	48.182	+0.136	12:15:49.513
12	48.447	+0.401	12:16:37.960
13	48.370	+0.324	12:17:26.330
14	48.311	+0.265	12:18:14.641
15	48.942	+0.896	12:19:03.583

Runde	Rundenzeit	Diff.	Tageszeit
(631) Andreas Stiehr			
1	56.742	+8.782	12:07:49.763
2	48.518	+0.558	12:08:38.281
3	48.134	+0.174	12:09:26.415
4	48.346	+0.386	12:10:14.761
5	48.493	+0.533	12:11:03.254
6	47.960		12:11:51.214
7	48.353	+0.393	12:12:39.567
8	48.479	+0.519	12:13:28.046
9	48.813	+0.853	12:14:16.859

Rotax Max Challenge Templin

Junior-Cup

Templin 1,102 Km

Prefinale

05.06.2011 11:50

Rennen (15 Runden) gestartet um 12:06:37

Runde	Rundenzeit	Diff.	Tageszeit
10	49.116	+1.156	12:15:05.975
11	48.268	+0.308	12:15:54.243
12	48.215	+0.255	12:16:42.458
13	48.399	+0.439	12:17:30.857
14	48.352	+0.392	12:18:19.209
15	48.444	+0.484	12:19:07.653

(613) Daniel Glen

1	52.289	+4.020	12:07:45.663
2	48.660	+0.391	12:08:34.323
3	50.203	+1.934	12:09:24.526
4	48.490	+0.221	12:10:13.016
5	48.672	+0.403	12:11:01.688
6	48.609	+0.340	12:11:50.297
7	48.495	+0.226	12:12:38.792
8	48.661	+0.392	12:13:27.453
9	48.719	+0.450	12:14:16.172
10	49.738	+1.469	12:15:05.910
11	48.813	+0.544	12:15:54.723
12	48.281	+0.012	12:16:43.004
13	48.366	+0.097	12:17:31.370
14	48.306	+0.037	12:18:19.676
15	48.269		12:19:07.945

(615) Michael Gruber

1	52.985	+4.740	12:07:47.429
2	49.246	+1.001	12:08:36.675
3	48.716	+0.471	12:09:25.391
4	48.573	+0.328	12:10:13.964
5	48.415	+0.170	12:11:02.379
6	48.451	+0.206	12:11:50.830
7	48.650	+0.405	12:12:39.480
8	48.379	+0.134	12:13:27.859
9	49.572	+1.327	12:14:17.431
10	48.847	+0.602	12:15:06.278
11	48.847	+0.602	12:15:55.125
12	48.629	+0.384	12:16:43.754
13	48.245		12:17:31.999
14	48.730	+0.485	12:18:20.729
15	48.674	+0.429	12:19:09.403

(633) Leon Stork

1	52.452	+3.969	12:07:46.141
2	49.334	+0.851	12:08:35.475
3	49.201	+0.718	12:09:24.676
4	48.483		12:10:13.159
5	48.688	+0.205	12:11:01.847
6	48.751	+0.268	12:11:50.598
7	48.570	+0.087	12:12:39.168
8	48.850	+0.367	12:13:28.018
9	49.253	+0.770	12:14:17.271
10	49.369	+0.886	12:15:06.640
11	48.773	+0.290	12:15:55.413
12	48.652	+0.169	12:16:44.065
13	48.643	+0.160	12:17:32.708
14	48.544	+0.061	12:18:21.252
15	48.534	+0.051	12:19:09.786

(614) Kevin Brückner

1	51.947	+3.448	12:07:45.763
2	49.528	+1.029	12:08:35.291
3	48.989	+0.490	12:09:24.280
4	48.590	+0.091	12:10:12.870
5	48.620	+0.121	12:11:01.490
6	48.513	+0.014	12:11:50.003
7	48.499		12:12:38.502

Runde	Rundenzeit	Diff.	Tageszeit
8	48.916	+0.417	12:13:27.418
9	50.263	+1.764	12:14:17.681
10	49.338	+0.839	12:15:07.019
11	48.817	+0.318	12:15:55.836
12	48.885	+0.386	12:16:44.721
13	48.540	+0.041	12:17:33.261
14	48.804	+0.305	12:18:22.065
15	48.655	+0.156	12:19:10.720

(625) David Öhler

1	53.039	+4.559	12:07:47.284
2	49.206	+0.726	12:08:36.490
3	48.726	+0.246	12:09:25.216
4	49.327	+0.847	12:10:14.543
5	49.034	+0.554	12:11:03.577
6	48.480		12:11:52.057
7	48.620	+0.140	12:12:40.677
8	48.736	+0.256	12:13:29.413
9	48.873	+0.393	12:14:18.286
10	49.303	+0.823	12:15:07.589
11	48.539	+0.059	12:15:56.128
12	48.862	+0.382	12:16:44.990
13	48.822	+0.342	12:17:33.812
14	48.663	+0.183	12:18:22.475
15	48.572	+0.092	12:19:11.047

(610) Kevin Landwehr

1	52.962	+4.528	12:07:48.111
2	49.094	+0.660	12:08:37.205
3	48.922	+0.488	12:09:26.127
4	49.085	+0.651	12:10:15.212
5	49.421	+0.987	12:11:04.633
6	48.510	+0.076	12:11:53.143
7	49.298	+0.864	12:12:42.441
8	48.434		12:13:30.875
9	48.930	+0.496	12:14:19.805
10	49.185	+0.751	12:15:08.990
11	49.453	+1.019	12:15:58.443
12	48.704	+0.270	12:16:47.147
13	48.659	+0.225	12:17:35.806
14	48.876	+0.442	12:18:24.682
15	48.494	+0.060	12:19:13.176

(634) David Cyranek

1	52.971	+4.218	12:07:47.635
2	49.320	+0.567	12:08:36.955
3	48.753		12:09:25.708
4	49.396	+0.643	12:10:15.104
5	48.963	+0.210	12:11:04.067
6	48.911	+0.158	12:11:52.978
7	48.882	+0.129	12:12:41.860
8	48.786	+0.033	12:13:30.646
9	48.834	+0.081	12:14:19.480
10	49.514	+0.761	12:15:08.994
11	50.681	+1.928	12:15:59.675
12	49.286	+0.533	12:16:48.961
13	48.954	+0.201	12:17:37.915
14	48.952	+0.199	12:18:26.867
15	49.110	+0.357	12:19:15.977

(628) Yannick Würtele

1	53.500	+4.812	12:07:48.459
2	49.758	+1.070	12:08:38.217
3	49.387	+0.699	12:09:27.604
4	49.019	+0.331	12:10:16.623
5	49.007	+0.319	12:11:05.630

Runde	Rundenzeit	Diff.	Tageszeit
6	48.898	+0.210	12:11:54.528
7	48.886	+0.198	12:12:43.414
8	48.688		12:13:32.102
9	48.852	+0.164	12:14:20.954
10	49.235	+0.547	12:15:10.189
11	50.012	+1.324	12:16:00.201
12	49.622	+0.934	12:16:49.823
13	49.099	+0.411	12:17:38.922
14	48.947	+0.259	12:18:27.869
15	49.028	+0.340	12:19:16.897

(611) Laurenz Brück

1	51.962	+3.539	12:07:46.466
2	49.299	+0.876	12:08:35.765
3	49.235	+0.812	12:09:25.000
4	48.705	+0.282	12:10:13.705
5	49.028	+0.605	12:11:02.733
6	48.423		12:11:51.156
7	49.321	+0.898	12:12:40.477
8	48.508	+0.085	12:13:28.985
9	48.960	+0.537	12:14:17.945
10	50.913	+2.490	12:15:08.858
11	1:00.716	+12.293	12:16:09.574
12	48.749	+0.326	12:16:58.323
13	49.019	+0.596	12:17:47.342
14	49.164	+0.741	12:18:36.506
15	48.891	+0.468	12:19:25.397

(616) Julian Müller


1	51.670	+3.747	12:07:45.320
2	48.581	+0.658	12:08:33.901
3	49.052	+1.129	12:09:22.953
4	47.996	+0.073	12:10:10.949
5	48.117	+0.194	12:10:59.066
6	48.013	+0.090	12:11:47.079
7	47.923		12:12:35.002
8	49.043	+1.120	12:13:24.045
9	51.478	+3.555	12:14:15.523
10	58.934	+11.011	12:15:14.457
11	2:27.094	+1:39.171	12:17:41.551
12	47.998	+0.075	12:18:29.549
13	48.351	+0.428	12:19:17.900



Rotax Max Challenge Templin

Junior-Cup
Startaufstellung Finale
Rennen (17 Runden)

Templin 1,102 Km
05.06.2011 16:00



11	611	616
	21	22
10	634	628
	19	20
9	625	610
	17	18
8	633	614
	15	16
7	613	615
	13	14
6	618	631
	11	12
5	629	608
	9	10
4	617	602
	7	8
3	603	620
	5	6
2	612	622
	3	4
1	632	619
	1	2

POLE POSITION 1



Zeitnahmekommissar & Auswertung: Monika Riehmers www.camp-company.de

Orbits

Rennleiter: Heinz Restart Rennsekretär: Ute Bimber

Aushang: Uhr

Unterschrift RL: Unterschrift ZK:

www.mylaps.com

Lizenziert für Camp Company GmbH



Rotax Max Challenge Templin

Junior-Cup

Templin 1,102 Km

Finale

05.06.2011 16:00

Rennen (17 Runden) gestartet um 16:15:33

Pos.	St.Nr.	Name	* Wohnort	Fabrikat	Bewerber/Sponsor	Rnd.	Gesamtzeit	Diff.	Ø km/h	Beste Zeit	km/h
1	632	Florian Janits	AUT-Steinberg-Dörfel	Intrepid	Intrepid Force Rotax/	17	13:38.664		82,381	47.873	82,869
2	612	Tobias Dauenhauer	GER-Mörlenbach	Intrepid		17	13:40.015	1.351	82,245	47.925	82,779
3	622	Fabio Katzor	GER-Garbsen	Haase	DMV Team Tom Tech/	17	13:41.912	3.248	82,055	47.950	82,736
4	603	Christian Klauser	GER-Oberndorf	CRG	Team Kartsport Klimm/	17	13:42.376	3.712	82,009	47.983	82,679
5	620	Max Grün	GER-Herten	CRG		17	13:42.562	3.898	81,991	47.999	82,652
6	631	Andreas Stiehr	GER-Henningsdorf	Intrepid	DMV Team Straube	17	13:46.000	7.336	81,649	48.055	82,555
7	602	Richard Ebeling	GER-Berlin	Haase	DMV Team Tom Tech/	17	13:48.641	9.977	81,389	48.346	82,058
8	616	Julian Müller	GER-Köln	Intrepid	VPD Team Germany/	17	13:48.923	10.259	81,361	48.131	82,425
9	618	Leon Wippersteg	GER-Kirchlengern	EA		17	13:49.316	10.652	81,323	48.281	82,169
10	608	Noah Brandt	GER-Breitenheim	Energy		17	13:51.325	12.661	81,126	48.111	82,459
11	613	Daniel Glen	GER-Falkensee	M-Tec	ADAC Berlin Brandenburg/	17	13:51.895	13.231	81,071	48.274	82,181
12	633	Leon Stork	GER-Mardorf	Haase	DMV Team Tom Tech/	17	13:53.081	14.417	80,955	48.313	82,115
13	625	David Öhler	GER-Laiz	Tony	JLC Racing/	17	13:53.411	14.747	80,923	48.331	82,084
14	614	Kevin Brückner	GER-Alzenau	Wildkart		17	13:59.002	20.338	80,384	48.533	81,742
15	611	Laurenz Brück	GER-Burkhardtsfelden	CRG	/KV Oppenrod e.V.	17	13:59.231	20.567	80,362	48.666	81,519
16	634	David Cyranek	GER-Berlin	Haase		17	14:00.001	21.337	80,288	48.695	81,470
17	628	Yannick Würtele	GER-Gießeln	CRG	/KV Oppenrod	17	14:04.468	25.804	79,864	48.963	81,024
18	619	André Hagner	GER-Schauen	M-Tec	Nintendo Team Scheider/	16	14:21.269	1 Runde	73,700	48.278	82,174
Nicht Klassifiziert											
DNF	617	Mike Golla	GER-Alsdorf	Energy	GN Motorsport GmbH/	6	4:56.694	DNF	80,228	48.534	81,741
DNF	629	Raffael Reder	GER-Allendorf	Tony	JLC Racing/	3	2:36.233	DNF	76,179	48.944	81,056
DNF	615	Michael Gruber	GER-Rietenau	Birel	Baral Racing/		1.318	DNF	-		-
DNF	610	Kevin Landwehr	GER-Melle	EA			1.808	DNF	-		-

Bemerkungen

DMSB Reg-Nr.: 123/11

Ergebnis vorbehaltlich technischer Nachuntersuchung

Gestartet: 22 Gewertet: 22 nicht Gewertet: 0

Vorsprung	Ø km/h	Beste Rundenzeit	km/h	Beste Runde von
1.351	82,381	47.873	82,869	632 - Florian Janits

Zeitnahmekommissar & Auswertung: Monika Riehmers www.camp-company.de

Orbits

Rennleiter: Heinz Restat Rennsekretär: Ute Bimber

Aushang: Uhr

www.mylaps.com

Unterschrift RL: Unterschrift ZK:

Lizensiert für Camp Company GmbH

Rotax Max Challenge Templin

Junior-Cup

Templin 1,102 Km

Finale

05.06.2011 16:00

Rennen (17 Runden) gestartet um 16:15:33

Runde	Rundenzeit	Diff.	Tageszeit
(632) Florian Janits			
1	48.908	+1.035	16:16:22.203
2	48.773	+0.900	16:17:10.976
3	48.312	+0.439	16:17:59.288
4	47.978	+0.105	16:18:47.266
5	48.076	+0.203	16:19:35.342
6	48.189	+0.316	16:20:23.531
7	48.231	+0.358	16:21:11.762
8	48.169	+0.296	16:21:59.931
9	47.984	+0.111	16:22:47.915
10	48.117	+0.244	16:23:36.032
11	47.904	+0.031	16:24:23.936
12	47.970	+0.097	16:25:11.906
13	48.154	+0.281	16:26:00.060
14	47.956	+0.083	16:26:48.016
15	47.984	+0.111	16:27:36.000
16	48.086	+0.213	16:28:24.086
17	47.873		16:29:11.959

Runde	Rundenzeit	Diff.	Tageszeit
(612) Tobias Dauenhauer			
1	49.130	+1.205	16:16:22.536
2	48.792	+0.867	16:17:11.328
3	48.273	+0.348	16:17:59.601
4	48.078	+0.153	16:18:47.679
5	48.180	+0.255	16:19:35.859
6	48.367	+0.442	16:20:24.226
7	48.356	+0.431	16:21:12.582
8	48.130	+0.205	16:22:00.712
9	48.151	+0.226	16:22:48.863
10	48.058	+0.133	16:23:36.921
11	48.139	+0.214	16:24:25.060
12	48.196	+0.271	16:25:13.256
13	48.035	+0.110	16:26:01.291
14	48.146	+0.221	16:26:49.437
15	47.970	+0.045	16:27:37.407
16	47.925		16:28:25.332
17	47.978	+0.053	16:29:13.310

Runde	Rundenzeit	Diff.	Tageszeit
(622) Fabio Katzor			
1	49.822	+1.872	16:16:23.428
2	48.766	+0.816	16:17:12.194
3	48.469	+0.519	16:18:00.663
4	48.263	+0.313	16:18:48.926
5	48.198	+0.248	16:19:37.124
6	48.320	+0.370	16:20:25.444
7	48.292	+0.342	16:21:13.736
8	48.246	+0.296	16:22:01.982
9	48.301	+0.351	16:22:50.283
10	48.181	+0.231	16:23:38.464
11	47.950		16:24:26.414
12	48.156	+0.206	16:25:14.570
13	48.198	+0.248	16:26:02.768
14	48.178	+0.228	16:26:50.946
15	48.027	+0.077	16:27:38.973
16	48.172	+0.222	16:28:27.145
17	48.062	+0.112	16:29:15.207

Runde	Rundenzeit	Diff.	Tageszeit
(603) Christian Klausner			
1	49.874	+1.891	16:16:23.717
2	48.680	+0.697	16:17:12.397
3	48.489	+0.506	16:18:00.886
4	48.318	+0.335	16:18:49.204
5	48.142	+0.159	16:19:37.346
6	48.244	+0.261	16:20:25.590
7	48.367	+0.384	16:21:13.957

Runde	Rundenzeit	Diff.	Tageszeit
8	48.313	+0.330	16:22:02.270
9	48.271	+0.288	16:22:50.541
10	48.182	+0.199	16:23:38.723
11	47.983		16:24:26.706
12	48.161	+0.178	16:25:14.867
13	48.119	+0.136	16:26:02.986
14	48.242	+0.259	16:26:51.228
15	48.054	+0.071	16:27:39.282
16	48.098	+0.115	16:28:27.380
17	48.291	+0.308	16:29:15.671

Runde	Rundenzeit	Diff.	Tageszeit
(620) Max Grün			
1	50.090	+2.091	16:16:23.942
2	48.777	+0.778	16:17:12.719
3	48.450	+0.451	16:18:01.169
4	48.394	+0.395	16:18:49.563
5	48.157	+0.158	16:19:37.720
6	48.184	+0.185	16:20:25.904
7	48.513	+0.514	16:21:14.417
8	48.164	+0.165	16:22:02.581
9	48.158	+0.159	16:22:50.739
10	48.274	+0.275	16:23:39.013
11	48.186	+0.187	16:24:27.199
12	48.110	+0.111	16:25:15.309
13	47.999		16:26:03.308
14	48.261	+0.262	16:26:51.569
15	48.006	+0.007	16:27:39.575
16	48.078	+0.079	16:28:27.653
17	48.204	+0.205	16:29:15.857

Runde	Rundenzeit	Diff.	Tageszeit
(631) Andreas Stiehr			
1	50.026	+1.971	16:16:24.339
2	48.787	+0.732	16:17:13.126
3	48.630	+0.575	16:18:01.756
4	48.700	+0.645	16:18:50.456
5	48.978	+0.923	16:19:39.434
6	48.290	+0.235	16:20:27.724
7	48.451	+0.396	16:21:16.175
8	48.353	+0.298	16:22:04.528
9	48.185	+0.130	16:22:52.713
10	48.408	+0.353	16:23:41.121
11	48.331	+0.276	16:24:29.452
12	48.184	+0.129	16:25:17.636
13	48.367	+0.312	16:26:06.003
14	48.231	+0.176	16:26:54.234
15	48.644	+0.589	16:27:42.878
16	48.055		16:28:30.933
17	48.362	+0.307	16:29:19.295

Runde	Rundenzeit	Diff.	Tageszeit
(602) Richard Ebeling			
1	50.189	+1.843	16:16:24.133
2	48.855	+0.509	16:17:12.988
3	48.526	+0.180	16:18:01.514
4	48.783	+0.437	16:18:50.297
5	49.590	+1.244	16:19:39.887
6	48.346		16:20:28.233
7	48.589	+0.243	16:21:16.822
8	48.538	+0.192	16:22:05.360
9	48.609	+0.263	16:22:53.969
10	48.389	+0.043	16:23:42.358
11	48.676	+0.330	16:24:31.034
12	48.439	+0.093	16:25:19.473
13	48.530	+0.184	16:26:08.003
14	48.482	+0.136	16:26:56.485
15	48.459	+0.113	16:27:44.944
16	48.525	+0.179	16:28:33.469

Runde	Rundenzeit	Diff.	Tageszeit
(616) Julian Müller			
17	48.467	+0.121	16:29:21.936
1	51.588	+3.457	16:16:27.704
2	48.663	+0.532	16:17:16.367
3	48.424	+0.293	16:18:04.791
4	48.379	+0.248	16:18:53.170
5	48.771	+0.640	16:19:41.941
6	48.623	+0.492	16:20:30.564
7	49.292	+1.161	16:21:19.856
8	48.407	+0.276	16:22:08.263
9	48.290	+0.159	16:22:56.553
10	48.256	+0.125	16:23:44.809
11	48.131		16:24:32.940
12	48.211	+0.080	16:25:21.151
13	48.137	+0.006	16:26:09.288
14	48.198	+0.067	16:26:57.486
15	48.214	+0.083	16:27:45.700
16	48.223	+0.092	16:28:33.923
17	48.295	+0.164	16:29:22.218

Runde	Rundenzeit	Diff.	Tageszeit
(618) Leon Wippersteg			
1	50.487	+2.206	16:16:25.074
2	48.617	+0.336	16:17:13.691
3	48.656	+0.375	16:18:02.347
4	48.526	+0.245	16:18:50.873
5	49.692	+1.411	16:19:40.565
6	48.610	+0.329	16:20:29.175
7	48.350	+0.069	16:21:17.525
8	48.281		16:22:05.806
9	48.367	+0.086	16:22:54.173
10	48.446	+0.165	16:23:42.619
11	48.424	+0.143	16:24:31.361
12	48.375	+0.094	16:25:19.736
13	48.470	+0.189	16:26:08.206
14	48.558	+0.277	16:26:56.764
15	48.597	+0.316	16:27:45.361
16	48.327	+0.046	16:28:33.688
17	48.923	+0.642	16:29:22.611

Runde	Rundenzeit	Diff.	Tageszeit
(608) Noah Brandt			
1	50.428	+2.317	16:16:24.653
2	48.773	+0.662	16:17:13.426
3	48.574	+0.463	16:18:02.000
4	48.661	+0.550	16:18:50.661
5	50.010	+1.899	16:19:40.671
6	49.414	+1.303	16:20:30.085
7	50.019	+1.908	16:21:20.104
8	48.543	+0.432	16:22:08.647
9	48.643	+0.532	16:22:57.290
10	48.543	+0.432	16:23:45.833
11	48.422	+0.311	16:24:34.255
12	48.318	+0.207	16:25:22.573
13	48.111		16:26:10.684
14	48.878	+0.767	16:26:59.562
15	48.248	+0.137	16:27:47.810
16	48.508	+0.397	16:28:36.318
17	48.302	+0.191	16:29:24.620

Runde	Rundenzeit	Diff.	Tageszeit
(613) Daniel Glen			
1	50.909	+2.635	16:16:25.729
2	49.263	+0.989	16:17:14.992
3	48.683	+0.409	16:18:03.675
4	48.347	+0.073	16:18:52.022
5	48.749	+0.475	16:19:40.771
6	49.998	+1.724	16:20:30.769

Zeitnahmekommissar & Auswertung: Monika Riehmers www.camp-company.de

Orbits

Rennleiter: Heinz Restat Rennsekretär: Ute Bimber

Aushang: Uhr

Unterschrift RL: Unterschrift ZK:

www.mylaps.com

Lizenziert für Camp Company GmbH

Rotax Max Challenge Templin

Junior-Cup

Templin 1,102 Km

Finale

05.06.2011 16:00

Rennen (17 Runden) gestartet um 16:15:33

Runde	Rundenzeit	Diff.	Tageszeit
7	49.727	+1.453	16:21:20.496
8	48.870	+0.596	16:22:09.366
9	48.343	+0.069	16:22:57.709
10	48.559	+0.285	16:23:46.268
11	48.705	+0.431	16:24:34.973
12	48.359	+0.085	16:25:23.332
13	48.433	+0.159	16:26:11.765
14	48.274		16:27:00.039
15	48.406	+0.132	16:27:48.445
16	48.328	+0.054	16:28:36.773
17	48.417	+0.143	16:29:25.190

(633) Leon Stork

1	51.006	+2.693	16:16:26.138
2	49.085	+0.772	16:17:15.223
3	49.365	+1.052	16:18:04.588
4	48.321	+0.008	16:18:52.909
5	48.923	+0.610	16:19:41.832
6	49.286	+0.973	16:20:31.118
7	49.502	+1.189	16:21:20.620
8	48.435	+0.122	16:22:09.055
9	48.363	+0.050	16:22:57.418
10	48.642	+0.329	16:23:46.060
11	49.188	+0.875	16:24:35.248
12	48.536	+0.223	16:25:23.784
13	48.313		16:26:12.097
14	48.554	+0.241	16:27:00.651
15	48.412	+0.099	16:27:49.063
16	48.740	+0.427	16:28:37.803
17	48.573	+0.260	16:29:26.376

(625) David Öhler

1	53.023	+4.692	16:16:28.435
2	48.841	+0.510	16:17:17.276
3	48.739	+0.408	16:18:06.015
4	48.538	+0.207	16:18:54.553
5	48.669	+0.338	16:19:43.222
6	48.578	+0.247	16:20:31.800
7	49.280	+0.949	16:21:21.080
8	48.769	+0.438	16:22:09.849
9	48.567	+0.236	16:22:58.416
10	48.664	+0.333	16:23:47.080
11	48.727	+0.396	16:24:35.807
12	48.435	+0.104	16:25:24.242
13	48.576	+0.245	16:26:12.818
14	48.437	+0.106	16:27:01.255
15	48.449	+0.118	16:27:49.704
16	48.331		16:28:38.035
17	48.671	+0.340	16:29:26.706

(614) Kevin Brückner

1	56.556	+8.023	16:16:31.395
2	48.957	+0.424	16:17:20.352
3	48.922	+0.389	16:18:09.274
4	48.828	+0.295	16:18:58.102
5	48.533		16:19:46.635
6	48.764	+0.231	16:20:35.399
7	48.956	+0.423	16:21:24.355
8	48.955	+0.422	16:22:13.310
9	48.582	+0.049	16:23:01.892
10	49.063	+0.530	16:23:50.955
11	48.597	+0.064	16:24:39.552
12	48.698	+0.165	16:25:28.250
13	48.941	+0.408	16:26:17.191
14	48.641	+0.108	16:27:05.832
15	48.588	+0.055	16:27:54.420

Runde	Rundenzeit	Diff.	Tageszeit
16	48.894	+0.361	16:28:43.314
17	48.983	+0.450	16:29:32.297

(611) Laurenz Brück

1	52.549	+3.883	16:16:28.828
2	49.067	+0.401	16:17:17.895
3	49.142	+0.476	16:18:07.037
4	48.966	+0.300	16:18:56.003
5	48.864	+0.198	16:19:44.867
6	49.388	+0.722	16:20:34.255
7	49.229	+0.563	16:21:23.484
8	48.868	+0.202	16:22:12.352
9	48.852	+0.186	16:23:01.204
10	48.816	+0.150	16:23:50.020
11	48.719	+0.053	16:24:38.739
12	49.123	+0.457	16:25:27.862
13	48.833	+0.167	16:26:16.695
14	48.710	+0.044	16:27:05.405
15	48.770	+0.104	16:27:54.175
16	49.685	+1.019	16:28:43.860
17	48.666		16:29:32.526

(634) David Cyranek

1	52.793	+4.098	16:16:29.059
2	49.331	+0.636	16:17:18.390
3	49.280	+0.585	16:18:07.670
4	48.945	+0.250	16:18:56.615
5	49.158	+0.463	16:19:45.773
6	48.954	+0.259	16:20:34.727
7	49.088	+0.393	16:21:23.815
8	48.844	+0.149	16:22:12.659
9	48.977	+0.282	16:23:01.636
10	49.513	+0.818	16:23:51.149
11	48.874	+0.179	16:24:40.023
12	48.726	+0.031	16:25:28.749
13	48.729	+0.034	16:26:17.478
14	48.695		16:27:06.173
15	49.160	+0.465	16:27:55.333
16	49.007	+0.312	16:28:44.340
17	48.956	+0.261	16:29:33.296

(628) Yannick Würtele

1	54.016	+5.053	16:16:29.747
2	49.359	+0.396	16:17:19.106
3	49.096	+0.133	16:18:08.202
4	49.208	+0.245	16:18:57.410
5	48.963		16:19:46.373
6	49.733	+0.770	16:20:36.106
7	49.397	+0.434	16:21:25.503
8	49.191	+0.228	16:22:14.694
9	49.551	+0.588	16:23:04.245
10	49.497	+0.534	16:23:53.742
11	49.199	+0.236	16:24:42.941
12	49.201	+0.238	16:25:32.142
13	49.348	+0.385	16:26:21.490
14	49.141	+0.178	16:27:10.631
15	49.061	+0.098	16:27:59.692
16	49.069	+0.106	16:28:48.761
17	49.002	+0.039	16:29:37.763

(619) André Hagner

1	49.765	+1.487	16:16:23.266
2	48.528	+0.250	16:17:11.794
3	48.278		16:18:00.072
4	2:09.332	+1:21.054	16:20:09.404
5	50.926	+2.648	16:21:00.330

Runde	Rundenzeit	Diff.	Tageszeit
6	48.593	+0.315	16:21:48.923
7	48.645	+0.367	16:22:37.568
8	48.416	+0.138	16:23:25.984
9	48.530	+0.252	16:24:14.514
10	48.525	+0.247	16:25:03.039
11	48.645	+0.367	16:25:51.684
12	48.391	+0.113	16:26:40.075
13	48.619	+0.341	16:27:28.694
14	48.496	+0.218	16:28:17.190
15	48.614	+0.336	16:29:05.804
16	48.760	+0.482	16:29:54.564

(617) Mike Golla

1	51.064	+2.530	16:16:25.315
2	48.757	+0.223	16:17:14.072
3	48.673	+0.139	16:18:02.745
4	48.534		16:18:51.279
5	49.336	+0.802	16:19:40.615
6	49.374	+0.840	16:20:29.989

(629) Raffael Reder

1	51.110	+2.166	16:16:25.602
2	48.944		16:17:14.546
3	54.982	+6.038	16:18:09.528