



Rotax Max Challenge Templin


Junior-World

Templin 1,102 Km

Warmup

05.06.2011 08:21

Training gestartet um 8:23:21



Pos.	St.Nr.	Name	Wohnort	Fabrikat	Bewerber/Sponsor	Rnd.	Beste Zeit	Diff.	km/h	In Rd.
1	518	Fabian Eisinger	GER-Hockenheim	Intrepid	VPD Team Germany/	5	47.668		83,226	2
2	521	Thomas Preining	AUT-Linz	Gillard	MSC Rottenegg/	5	47.676	0.008	83,212	4
3	503	Moritz Oberheim	GER-Schermbeck	Energy	MSC Langenfeld e.V./	5	47.740	0.072	83,100	4
4	504	Florian Wiesinger	AUT-Geboltskirchen	M-Tec	M-Tec Racing/	5	47.769	0.101	83,050	4
5	501	Moritz Kremer	GER-Wächtersbach	Intrepid	MSC Wittgenborn/	5	47.832	0.164	82,940	5
6	524	Lukas Wenig	GER-Langewiesen	M-Tec	Nintendo Team Scheider/	5	47.834	0.166	82,937	4
7	522	Ricardo Adler	GER-Oranienburg	Haase	DMV Team Tom Tech/	5	47.844	0.176	82,919	5
8	520	Nico Müller	GER-Kelberg	Intrepid	Intrepid Force Rotax/	5	47.848	0.180	82,913	2
9	505	Luka Kamali	GER-Alten-Buseck	CRG	/KV Oppenrod e.V.	5	47.853	0.185	82,904	2
10	502	Max Dittrich	GER-Stuttgart	Energy	Jedi Racingteam/	5	47.945	0.277	82,745	4
11	506	Anna-Lisa Dreyspring	GER-Schwarzenbruck	Energy	Jedi Racingteam/	5	47.963	0.295	82,714	5
12	509	Lucas Ayrton Mauron	SUI-Abtwil /CH	Birel	Baral Racing/	5	48.008	0.340	82,636	3
13	514	Felix Kohl	GER-Gorxheimertal	M-Tec	Nintendo Team Scheider/	5	48.243	0.575	82,234	5
14	519	Mathis Eschenberg	GER-Brake	Energy	GN Motorsport GmbH/	5	48.344	0.676	82,062	2
15	508	Christopher Dreyspring	GER-Schwarzenbruck	Energy	Jedi Racingteam/	5	48.355	0.687	82,043	2
16	517	Sebastian Neuburger	GER-Ulm	CRG	UMC Ulm/	5	48.688	1.020	81,482	4
17	510	Philipp Bartos	GER-Laa an der Thaya	M-Tec		5	48.746	1.078	81,385	2
18	512	Alexander Böken	GER-Sabershausen	Intrepid		2	48.934	1.266	81,072	2
19	523	Mike Vaessen	GER-Schleiden	Energy	Jedi Racingteam/				-	0

Bemerkungen
DMSB Reg-Nr.: 123/11

Zeitnahmekommissar & Auswertung: Monika Riehmers www.camp-company.de

Orbits

Rennleiter: Heinz Restart Rennsekretär: Ute Bimber

Aushang: Uhr

Unterschrift RL: Unterschrift ZK:

www.mylaps.com

Lizenziert für Camp Company GmbH



Rotax Max Challenge Templin

Junior-World

Templin 1,102 Km

Warmup

05.06.2011 08:21

Training gestartet um 8:23:21

Runde	Rundenzeit	Diff.	Tageszeit
(518) Fabian Eisinger			
1	48.830	+1.162	8:25:08.144
2	47.668		8:25:55.812
3	49.378	+1.710	8:26:45.190
4	47.789	+0.121	8:27:32.979
5	48.491	+0.823	8:28:21.470
(521) Thomas Preining			
1	48.458	+0.782	8:25:06.440
2	47.945	+0.269	8:25:54.385
3	47.830	+0.154	8:26:42.215
4	47.676		8:27:29.891
5	48.124	+0.448	8:28:18.015
(503) Moritz Oberheim			
1	48.484	+0.744	8:25:05.349
2	48.053	+0.313	8:25:53.402
3	48.084	+0.344	8:26:41.486
4	47.740		8:27:29.226
5	47.909	+0.169	8:28:17.135
(504) Florian Wiesinger			
1	51.885	+4.116	8:25:10.759
2	47.950	+0.181	8:25:58.709
3	47.954	+0.185	8:26:46.663
4	47.769		8:27:34.432
5	49.465	+1.696	8:28:23.897
(501) Moritz Kremer			
1	55.641	+7.809	8:25:14.320
2	48.225	+0.393	8:26:02.545
3	48.372	+0.540	8:26:50.917
4	48.202	+0.370	8:27:39.119
5	47.832		8:28:26.951
(524) Lukas Wenig			
1	48.643	+0.809	8:25:06.030
2	47.951	+0.117	8:25:53.981
3	47.850	+0.016	8:26:41.831
4	47.834		8:27:29.665
5	47.956	+0.122	8:28:17.621
(522) Ricardo Adler			
1	51.479	+3.635	8:25:21.614
2	48.222	+0.378	8:26:09.836
3	48.048	+0.204	8:26:57.884
4	47.878	+0.034	8:27:45.762
5	47.844		8:28:33.606
(520) Nico Müller			
1	48.235	+0.387	8:25:08.652
2	47.848		8:25:56.500
3	48.890	+1.042	8:26:45.390
4	48.422	+0.574	8:27:33.812
5	47.938	+0.090	8:28:21.750
(505) Luka Kamali			
1	49.014	+1.161	8:25:08.462
2	47.853		8:25:56.315
3	48.379	+0.526	8:26:44.694
4	48.134	+0.281	8:27:32.828
5	48.855	+1.002	8:28:21.683
(502) Max Dittrich			
1	48.531	+0.586	8:25:15.147

Runde	Rundenzeit	Diff.	Tageszeit
2	48.799	+0.854	8:26:03.946
3	55.088	+7.143	8:26:59.034
4	47.945		8:27:46.979
5	48.160	+0.215	8:28:35.139
(506) Anna-Lisa Dreyspring			
1	48.564	+0.601	8:25:09.436
2	48.306	+0.343	8:25:57.742
3	48.069	+0.106	8:26:45.811
4	48.452	+0.489	8:27:34.263
5	47.963		8:28:22.226
(509) Lucas Ayrton Mauron			
1	48.995	+0.987	8:25:06.694
2	48.262	+0.254	8:25:54.956
3	48.008		8:26:42.964
4	48.218	+0.210	8:27:31.182
5	48.414	+0.406	8:28:19.596
(514) Felix Kohl			
1	52.814	+4.571	8:25:16.819
2	50.185	+1.942	8:26:07.004
3	48.430	+0.187	8:26:55.434
4	48.421	+0.178	8:27:43.855
5	48.243		8:28:32.098
(519) Mathis Eschenberg			
1	48.822	+0.478	8:25:07.017
2	48.344		8:25:55.361
3	48.406	+0.062	8:26:43.767
4	48.630	+0.286	8:27:32.397
5	48.424	+0.080	8:28:20.821
(508) Christopher Dreyspring			
1	48.731	+0.376	8:25:07.120
2	48.355		8:25:55.475
3	48.455	+0.100	8:26:43.930
4	48.568	+0.213	8:27:32.498
5	48.415	+0.060	8:28:20.913
(517) Sebastian Neuburger			
1	52.452	+3.764	8:25:15.039
2	48.804	+0.116	8:26:03.843
3	48.855	+0.167	8:26:52.698
4	48.688		8:27:41.386
5	48.916	+0.228	8:28:30.302
(510) Philipp Bartos			
1	49.460	+0.714	8:25:12.346
2	48.746		8:26:01.092
3	49.535	+0.789	8:26:50.627
4	49.384	+0.638	8:27:40.011
5	48.955	+0.209	8:28:28.966
(512) Alexander Böken			
1	49.662	+0.728	8:25:11.908
2	48.934		8:26:00.842

Runde	Rundenzeit	Diff.	Tageszeit
-------	------------	-------	-----------



Rotax Max Challenge Templin


Junior-World

Templin 1,102 Km

Zeittraining

05.06.2011 10:18

Qualifikation gestartet um 10:21:58



Pos.	St.Nr.	Name	Wohnort	Fabrikat	Bewerber/Sponsor	Rnd.	Beste Zeit	Diff.	km/h	In Rd.
1	520	Nico Müller	GER-Kelberg	Intrepid	Intrepid Force Rotax/	11	47.016		84,380	5
2	501	Moritz Kremer	GER-Wächtersbach	Intrepid	MSC Wittgenborn/	9	47.128	0.112	84,179	8
3	503	Moritz Oberheim	GER-Schermbach	Energy	MSC Langenfeld e.V./	10	47.134	0.118	84,169	4
4	506	Anna-Lisa Dreyspring	GER-Schwarzenbruck	Energy	Jedi Racingteam/	11	47.156	0.140	84,129	5
5	504	Florian Wiesinger	AUT-Geboltskirchen	M-Tec	M-Tec Racing/	9	47.179	0.163	84,088	4
6	521	Thomas Preining	AUT-Linz	Gillard	MSC Rottenegg/	10	47.209	0.193	84,035	4
7	508	Christopher Dreyspring	GER-Schwarzenbruck	Energy	Jedi Racingteam/	10	47.218	0.202	84,019	4
8	524	Lukas Wenig	GER-Langewiesen	M-Tec	Nintendo Team Scheider/	10	47.221	0.205	84,013	2
9	518	Fabian Eisinger	GER-Hockenheim	Intrepid	VPD Team Germany/	10	47.223	0.207	84,010	4
10	523	Mike Vaessen	GER-Schleiden	Energy	Jedi Racingteam/	9	47.389	0.373	83,716	2
11	514	Felix Kohl	GER-Gorxheimertal	M-Tec	Nintendo Team Scheider/	11	47.507	0.491	83,508	6
12	509	Lucas Ayrton Mauron	SUI-Abtwil /CH	Birel	Baral Racing/	12	47.549	0.533	83,434	5
13	505	Luka Kamali	GER-Alten-Buseck	CRG	/KV Oppenrod e.V.	11	47.573	0.557	83,392	5
14	522	Ricardo Adler	GER-Oranienburg	Haase	DMV Team Tom Tech/	11	47.579	0.563	83,381	2
15	519	Mathis Eschenberg	GER-Brake	Energy	GN Motorsport GmbH/	12	47.612	0.596	83,324	3
16	502	Max Dittrich	GER-Stuttgart	Energy	Jedi Racingteam/	6	47.661	0.645	83,238	6
17	517	Sebastian Neuburger	GER-Ulm	CRG	UMC Ulm/	12	47.918	0.902	82,791	2
18	510	Philipp Bartos	GER-Laa an der Thaya	M-Tec		11	48.324	1.308	82,096	5

Bemerkungen

DMSB Reg-Nr.: 123/11

Ergebnis vorbehaltlich technischer Nachuntersuchung

Zeitnahmekommissar & Auswertung: Monika Riehmers www.camp-company.de

Orbits

Rennleiter: Heinz Restart Rennsekretär: Ute Bimber

Aushang: Uhr

Unterschrift RL: Unterschrift ZK:

www.mylaps.com

Lizenziert für Camp Company GmbH

Rotax Max Challenge Templin

Junior-World

Zeittraining

Qualifikation gestartet um 10:21:58

Templin 1,102 Km

05.06.2011 10:18

Runde	Rundenzeit	Diff.	Tageszeit
(520) Nico Müller			
1	49.380	+2.364	10:24:12.580
2	47.581	+0.565	10:25:00.161
3	47.152	+0.136	10:25:47.313
4	47.506	+0.490	10:26:34.819
5	47.016		10:27:21.835
6	51.188	+4.172	10:28:13.023
7	48.527	+1.511	10:29:01.550
8	47.403	+0.387	10:29:48.953
9	47.647	+0.631	10:30:36.600
10	52.580	+5.564	10:31:29.180
11	47.250	+0.234	10:32:16.430

Runde	Rundenzeit	Diff.	Tageszeit
(501) Moritz Kremer			
1	48.795	+1.667	10:26:12.265
2	47.531	+0.403	10:26:59.796
3	47.240	+0.112	10:27:47.036
4	47.612	+0.484	10:28:34.648
5	47.289	+0.161	10:29:21.937
6	47.290	+0.162	10:30:09.227
7	47.195	+0.067	10:30:56.422
8	47.128		10:31:43.550
9	47.434	+0.306	10:32:30.984

Runde	Rundenzeit	Diff.	Tageszeit
(503) Moritz Oberheim			
1	47.525	+0.391	10:24:59.760
2	47.271	+0.137	10:25:47.031
3	47.265	+0.131	10:26:34.296
4	47.134		10:27:21.430
5	49.587	+2.453	10:28:11.017
6	47.452	+0.318	10:28:58.469
7	47.171	+0.037	10:29:45.640
8	47.274	+0.140	10:30:32.914
9	47.648	+0.514	10:31:20.562
10	47.482	+0.348	10:32:08.044

Runde	Rundenzeit	Diff.	Tageszeit
(506) Anna-Lisa Dreyspring			
1	48.403	+1.247	10:24:01.805
2	49.229	+2.073	10:24:51.034
3	47.821	+0.665	10:25:38.855
4	47.223	+0.067	10:26:26.078
5	47.156		10:27:13.234
6	47.330	+0.174	10:28:00.564
7	47.960	+0.804	10:28:48.524
8	47.636	+0.480	10:29:36.160
9	47.888	+0.732	10:30:24.048
10	48.299	+1.143	10:31:12.347
11	48.029	+0.873	10:32:00.376

Runde	Rundenzeit	Diff.	Tageszeit
(504) Florian Wiesinger			
1	50.932	+3.753	10:26:13.295
2	47.382	+0.203	10:27:00.677
3	47.497	+0.318	10:27:48.174
4	47.179		10:28:35.353
5	47.836	+0.657	10:29:23.189
6	47.441	+0.262	10:30:10.630
7	47.275	+0.096	10:30:57.905
8	47.294	+0.115	10:31:45.199
9	49.923	+2.744	10:32:35.122

Runde	Rundenzeit	Diff.	Tageszeit
(521) Thomas Preining			
1	51.275	+4.066	10:25:09.029
2	47.670	+0.461	10:25:56.699
3	47.251	+0.042	10:26:43.950
4	47.209		10:27:31.159

Runde	Rundenzeit	Diff.	Tageszeit
5	47.302	+0.093	10:28:18.461
6	47.323	+0.114	10:29:05.784
7	47.291	+0.082	10:29:53.075
8	47.461	+0.252	10:30:40.536
9	47.473	+0.264	10:31:28.009
10	47.409	+0.200	10:32:15.418

Runde	Rundenzeit	Diff.	Tageszeit
(508) Christopher Dreyspring			
1	47.604	+0.386	10:24:50.589
2	47.288	+0.070	10:25:37.877
3	47.354	+0.136	10:26:25.231
4	47.218		10:27:12.449
5	47.394	+0.176	10:27:59.843
6	50.985	+3.767	10:28:50.828
7	47.484	+0.266	10:29:38.312
8	48.969	+1.751	10:30:27.281
9	47.440	+0.222	10:31:14.721
10	47.657	+0.439	10:32:02.378

Runde	Rundenzeit	Diff.	Tageszeit
(524) Lukas Wenig			
1	47.683	+0.462	10:24:04.804
2	47.221		10:24:52.025
3	47.618	+0.397	10:25:39.643
4	47.797	+0.576	10:26:27.440
5	47.539	+0.318	10:27:14.979
6	47.510	+0.289	10:28:02.489
7	49.057	+1.836	10:28:51.546
8	47.397	+0.176	10:29:38.943
9	47.390	+0.169	10:30:26.333
10	47.597	+0.376	10:31:13.930

Runde	Rundenzeit	Diff.	Tageszeit
(518) Fabian Eisinger			
1	48.011	+0.788	10:24:49.320
2	47.670	+0.447	10:25:36.990
3	47.532	+0.309	10:26:24.522
4	47.223		10:27:11.745
5	47.731	+0.508	10:27:59.476
6	48.013	+0.790	10:28:47.489
7	47.560	+0.337	10:29:35.049
8	47.802	+0.579	10:30:22.851
9	47.661	+0.438	10:31:10.512
10	47.454	+0.231	10:31:57.966

Runde	Rundenzeit	Diff.	Tageszeit
(523) Mike Vaessen			
1	48.192	+0.803	10:24:01.059
2	47.389		10:24:48.448
3	47.462	+0.073	10:25:35.910
4	47.900	+0.511	10:26:23.810
5	47.398	+0.009	10:27:11.208
6	48.026	+0.637	10:27:59.234
7	48.779	+1.390	10:28:48.013
8	47.652	+0.263	10:29:35.665
9	47.968	+0.579	10:30:23.633

Runde	Rundenzeit	Diff.	Tageszeit
(514) Felix Kohl			
1	56.200	+8.693	10:24:18.791
2	48.208	+0.701	10:25:06.999
3	47.631	+0.124	10:25:54.630
4	47.671	+0.164	10:26:42.301
5	47.561	+0.054	10:27:29.862
6	47.507		10:28:17.369
7	47.563	+0.056	10:29:04.932
8	47.586	+0.079	10:29:52.518
9	48.162	+0.655	10:30:40.680
10	47.901	+0.394	10:31:28.581
11	47.625	+0.118	10:32:16.206

Runde	Rundenzeit	Diff.	Tageszeit
(509) Lucas Ayrton Mauron			
1	48.116	+0.567	10:23:41.069
2	47.572	+0.023	10:24:28.641
3	48.239	+0.690	10:25:16.880
4	48.094	+0.545	10:26:04.974
5	47.549		10:26:52.523
6	47.876	+0.327	10:27:40.399
7	48.066	+0.517	10:28:28.465
8	47.850	+0.301	10:29:16.315
9	48.385	+0.836	10:30:04.700
10	48.226	+0.677	10:30:52.926
11	47.636	+0.087	10:31:40.562
12	55.058	+7.509	10:32:35.620

Runde	Rundenzeit	Diff.	Tageszeit
(505) Luka Kamali			
1	47.943	+0.370	10:24:21.880
2	47.575	+0.002	10:25:09.455
3	49.145	+1.572	10:25:58.600
4	47.610	+0.037	10:26:46.210
5	47.573		10:27:33.783
6	47.817	+0.244	10:28:21.600
7	48.004	+0.431	10:29:09.604
8	47.694	+0.121	10:29:57.298
9	47.898	+0.325	10:30:45.196
10	47.856	+0.283	10:31:33.052
11	47.663	+0.090	10:32:20.715

Runde	Rundenzeit	Diff.	Tageszeit
(522) Ricardo Adler			
1	47.586	+0.007	10:24:26.217
2	47.579		10:25:13.796
3	47.751	+0.172	10:26:01.547
4	47.608	+0.029	10:26:49.155
5	47.617	+0.038	10:27:36.772
6	47.606	+0.027	10:28:24.378
7	47.695	+0.116	10:29:12.073
8	47.743	+0.164	10:29:59.816
9	47.611	+0.032	10:30:47.427
10	47.764	+0.185	10:31:35.191
11	47.608	+0.029	10:32:22.799

Runde	Rundenzeit	Diff.	Tageszeit
(519) Mathis Eschenberg			
1	49.266	+1.654	10:23:48.287
2	47.983	+0.371	10:24:36.270
3	47.612		10:25:23.882
4	48.572	+0.960	10:26:12.454
5	47.687	+0.075	10:27:00.141
6	49.515	+1.903	10:27:49.656
7	48.236	+0.624	10:28:37.892
8	47.727	+0.115	10:29:25.619
9	47.753	+0.141	10:30:13.372
10	47.934	+0.322	10:31:01.306
11	48.220	+0.608	10:31:49.526
12	48.322	+0.710	10:32:37.848

Runde	Rundenzeit	Diff.	Tageszeit
(502) Max Dittrich			
1	47.689	+0.028	10:23:39.772
2	47.752	+0.091	10:24:27.524
3	47.823	+0.162	10:25:15.347
4	47.827	+0.166	10:26:03.174
5	47.680	+0.019	10:26:50.854
6	47.661		10:27:38.515

Runde	Rundenzeit	Diff.	Tageszeit
(517) Sebastian Neuburger			
1	48.368	+0.450	10:23:43.997
2	47.918		10:24:31.915



Rotax Max Challenge Templin

Junior-World

Templin 1,102 Km

Zeittraining

05.06.2011 10:18

Qualifikation gestartet um 10:21:58

Runde	Rundenzeit	Diff.	Tageszeit
3	48.666	+0.748	10:25:20.581
4	48.191	+0.273	10:26:08.772
5	48.618	+0.700	10:26:57.390
6	48.541	+0.623	10:27:45.931
7	48.958	+1.040	10:28:34.889
8	48.495	+0.577	10:29:23.384
9	48.611	+0.693	10:30:11.995
10	48.618	+0.700	10:31:00.613
11	49.105	+1.187	10:31:49.718
12	48.515	+0.597	10:32:38.233

Runde	Rundenzeit	Diff.	Tageszeit
-------	------------	-------	-----------

Runde	Rundenzeit	Diff.	Tageszeit
-------	------------	-------	-----------

(510) Philipp Bartos

1	49.130	+0.806	10:23:53.034
2	49.295	+0.971	10:24:42.329
3	48.346	+0.022	10:25:30.675
4	48.596	+0.272	10:26:19.271
5	48.324		10:27:07.595
6	48.688	+0.364	10:27:56.283
7	48.738	+0.414	10:28:45.021
8	48.772	+0.448	10:29:33.793
9	49.987	+1.663	10:30:23.780
10	48.447	+0.123	10:31:12.227
11	48.961	+0.637	10:32:01.188



Rotax Max Challenge Templin

Junior-World

Templin 1,102 Km


Startaufstellung Prefinale

05.06.2011 13:50

Rennen (15 Runden)

9	517 17	510 18
8	519 15	502 16
7	505 13	522 14
6	514 11	509 12
5	518 9	523 10
4	508 7	524 8
3	504 5	521 6
2	503 3	506 4
1	520 1	501 2

POLE POSITION 1



Zeitnahmekommissar & Auswertung: Monika Riehmers www.camp-company.de

Orbits

Rennleiter: Heinz Restart Rennsekretär: Ute Bimber

Aushang: Uhr

Unterschrift RL: Unterschrift ZK:

www.mylaps.com

Lizenziert für Camp Company GmbH



Rotax Max Challenge Templin

Junior-World

Templin 1,102 Km

Prefinale

05.06.2011 13:50

Rennen (15 Runden) gestartet um 13:58:57

Pos.	St.Nr.	Name	* Wohnort	Fabrikat	Bewerber/Sponsor	Rnd.	Gesamtzeit	Diff.	Ø km/h	Beste Zeit	km/h
1	504	Florian Wiesinger	AUT-Geboltskirchen	M-Tec	M-Tec Racing/	15	12:05.162		82,062	47.721	83,133
2	520	Nico Müller	GER-Kelberg	Intrepid	Intrepid Force Rotax/	15	12:07.578	2.416	81,789	47.991	82,665
3	501	Moritz Kremer	GER-Wächtersbach	Intrepid	MSC Wittgenborn/	15	12:09.180	4.018	81,609	47.944	82,747
4	523	Mike Vaessen	GER-Schleiden	Energy	Jedi Racingteam/	15	12:09.574	4.412	81,565	47.869	82,876
5	524	Lukas Wenig	GER-Langewiesen	M-Tec	Nintendo Team Scheider/	15	12:11.785	6.623	81,319	47.738	83,104
6	508	Christopher Dreyspring	GER-Schwarzenbruck	Energy	Jedi Racingteam/	15	12:12.952	7.790	81,189	48.057	82,552
7	521	Thomas Preining	AUT-Linz	Gillard	MSC Rotteneegg/	15	12:12.992	7.830	81,185	47.996	82,657
8	506	Anna-Lisa Dreyspring	GER-Schwarzenbruck	Energy	Jedi Racingteam/	15	12:15.980	10.818	80,855	47.928	82,774
9	514	Felix Kohl	GER-Gorxheimertal	M-Tec	Nintendo Team Scheider/	15	12:16.096	10.934	80,843	48.030	82,598
10	502	Max Dittrich	GER-Stuttgart	Energy	Jedi Racingteam/	15	12:16.815	11.653	80,764	48.320	82,103
11	518	Fabian Eisinger	GER-Hockenheim	Intrepid	VPD Team Germany/	15	12:17.012	11.850	80,742	47.932	82,767
12	519	Mathis Eschenberg	GER-Brake	Energy	GN Motorsport GmbH/	15	12:17.977	12.815	80,637	48.509	81,783
13	509	Lucas Ayrton Mauron	SUI-Abtwil /CH	Birel	Baral Racing/	15	12:22.209	17.047	80,177	47.902	82,819
14	517	Sebastian Neuburger	GER-Ulm	CRG	UMC Ulm/	15	12:22.710	17.548	80,123	48.599	81,631
15	510	Philipp Bartos	GER-Laa an der Thaya	M-Tec		15	12:23.276	18.114	80,062	48.676	81,502
16	505	Luka Kamali	GER-Alten-Buseck	CRG	/KV Oppenrod e.V.	15	12:32.501	27.339	79,080	48.016	82,622
Nicht Klassifiziert											
DNF	503	Moritz Oberheim	GER-Schermbeck	Energy	MSC Langenfeld e.V./	11	8:54.170	DNF	81,695	47.854	82,902
DNS	522	Ricardo Adler	GER-Oranienburg	Haase	DMV Team Tom Tech/			DNS	-		-

Bemerkungen

DMSB Reg-Nr.: 123/11
 Ergebnis vorbehaltlich technischer Nachuntersuchung
 Gestartet: 17 Gewertet: 17 nicht Gewertet: 0
 Start-Nr.: 521 + 3 sek. Zeitstrafe(Rennleiterentscheidung)

Vorsprung	Ø km/h	Beste Rundenzeit	km/h	Beste Runde von
2.416	82,062	47.721	83,133	504 - Florian Wiesinger

Zeitnahmekommissar & Auswertung: Monika Riehmers www.camp-company.de

Orbits

Rennleiter: Heinz Restat Rennsekretär: Ute Bimber

Aushang: Uhr

www.mylaps.com

Unterschrift RL: Unterschrift ZK:

Lizenziert für Camp Company GmbH

Gedruckt: 05.06.2011 14:12:19

Rotax Max Challenge Templin

Junior-World

Templin 1,102 Km

Prefinale

05.06.2011 13:50

Rennen (15 Runden) gestartet um 13:58:57

Runde	Rundenzeit	Diff.	Tageszeit
(504) Florian Wiesinger			
1	49.502	+1.781	13:59:47.095
2	48.642	+0.921	14:00:35.737
3	48.498	+0.777	14:01:24.235
4	48.536	+0.815	14:02:12.771
5	48.933	+1.212	14:03:01.704
6	48.078	+0.357	14:03:49.782
7	48.243	+0.522	14:04:38.025
8	47.967	+0.246	14:05:25.992
9	48.529	+0.808	14:06:14.521
10	47.921	+0.200	14:07:02.442
11	47.721		14:07:50.163
12	48.098	+0.377	14:08:38.261
13	48.324	+0.603	14:09:26.585
14	47.909	+0.188	14:10:14.494
15	47.984	+0.263	14:11:02.478

Runde	Rundenzeit	Diff.	Tageszeit
(520) Nico Müller			
1	49.318	+1.327	13:59:46.634
2	48.727	+0.736	14:00:35.361
3	48.588	+0.597	14:01:23.949
4	48.494	+0.503	14:02:12.443
5	48.303	+0.312	14:03:00.746
6	48.248	+0.257	14:03:48.994
7	47.991		14:04:36.985
8	48.828	+0.837	14:05:25.813
9	48.952	+0.961	14:06:14.765
10	48.140	+0.149	14:07:02.905
11	48.485	+0.494	14:07:51.390
12	48.697	+0.706	14:08:40.087
13	48.201	+0.210	14:09:28.288
14	48.300	+0.309	14:10:16.588
15	48.306	+0.315	14:11:04.894

Runde	Rundenzeit	Diff.	Tageszeit
(501) Moritz Kremer			
1	49.910	+1.966	13:59:47.388
2	48.599	+0.655	14:00:35.987
3	48.419	+0.475	14:01:24.406
4	48.588	+0.644	14:02:12.994
5	48.852	+0.908	14:03:01.846
6	48.180	+0.236	14:03:50.026
7	48.252	+0.308	14:04:38.278
8	48.072	+0.128	14:05:26.350
9	49.678	+1.734	14:06:16.028
10	48.224	+0.280	14:07:04.252
11	47.944		14:07:52.196
12	49.032	+1.088	14:08:41.228
13	49.034	+1.090	14:09:30.262
14	48.189	+0.245	14:10:18.451
15	48.045	+0.101	14:11:06.496

Runde	Rundenzeit	Diff.	Tageszeit
(523) Mike Vaessen			
1	50.378	+2.509	13:59:49.428
2	48.881	+1.012	14:00:38.309
3	49.160	+1.291	14:01:27.469
4	48.404	+0.535	14:02:15.873
5	48.264	+0.395	14:03:04.137
6	48.159	+0.290	14:03:52.296
7	48.233	+0.364	14:04:40.529
8	47.869		14:05:28.398
9	48.224	+0.355	14:06:16.622
10	48.162	+0.293	14:07:04.784
11	47.940	+0.071	14:07:52.724
12	48.898	+1.029	14:08:41.622
13	48.962	+1.093	14:09:30.584

Runde	Rundenzeit	Diff.	Tageszeit
14	48.106	+0.237	14:10:18.690
15	48.200	+0.331	14:11:06.890
(524) Lukas Wenig			
1	50.290	+2.552	13:59:48.340
2	52.560	+4.822	14:00:40.900
3	48.518	+0.780	14:01:29.418
4	49.349	+1.611	14:02:18.767
5	48.827	+1.089	14:03:07.594
6	48.193	+0.455	14:03:55.787
7	48.100	+0.362	14:04:43.887
8	48.030	+0.292	14:05:31.917
9	48.492	+0.754	14:06:20.409
10	48.289	+0.551	14:07:08.698
11	47.738		14:07:56.436
12	48.448	+0.710	14:08:44.884
13	48.246	+0.508	14:09:33.130
14	47.883	+0.145	14:10:21.013
15	48.088	+0.350	14:11:09.101

Runde	Rundenzeit	Diff.	Tageszeit
(508) Christopher Dreyspring			
1	50.297	+2.240	13:59:48.227
2	49.759	+1.702	14:00:37.986
3	49.773	+1.716	14:01:27.759
4	49.908	+1.851	14:02:17.667
5	48.207	+0.150	14:03:05.874
6	48.255	+0.198	14:03:54.129
7	48.057		14:04:42.186
8	48.118	+0.061	14:05:30.304
9	48.357	+0.300	14:06:18.661
10	48.226	+0.169	14:07:06.887
11	48.236	+0.179	14:07:55.123
12	49.608	+1.551	14:08:44.731
13	48.683	+0.626	14:09:33.414
14	48.452	+0.395	14:10:21.866
15	48.402	+0.345	14:11:10.268

Runde	Rundenzeit	Diff.	Tageszeit
(521) Thomas Preining			
1	50.299	+2.303	13:59:48.132
2	49.718	+1.722	14:00:37.850
3	49.347	+1.351	14:01:27.197
4	48.321	+0.325	14:02:15.518
5	48.405	+0.409	14:03:03.923
6	48.585	+0.589	14:03:52.508
7	48.294	+0.298	14:04:40.802
8	48.180	+0.184	14:05:28.982
9	48.183	+0.187	14:06:17.165
10	48.165	+0.169	14:07:05.330
11	47.996		14:07:53.326
12	48.957	+0.961	14:08:42.283
13	48.565	+0.569	14:09:30.848
14	48.204	+0.208	14:10:19.052
15	48.256	+0.260	14:11:07.308

Runde	Rundenzeit	Diff.	Tageszeit
(506) Anna-Lisa Dreyspring			
1	49.962	+2.034	13:59:47.585
2	48.783	+0.855	14:00:36.368
3	48.366	+0.438	14:01:24.734
4	48.497	+0.569	14:02:13.231
5	49.065	+1.137	14:03:02.296
6	47.938	+0.010	14:03:50.234
7	48.304	+0.376	14:04:38.538
8	47.997	+0.069	14:05:26.535
9	49.149	+1.221	14:06:15.684
10	47.990	+0.062	14:07:03.674
11	47.928		14:07:51.602

Runde	Rundenzeit	Diff.	Tageszeit
12	55.571	+7.643	14:08:47.173
13	48.989	+1.061	14:09:36.162
14	48.746	+0.818	14:10:24.908
15	48.388	+0.460	14:11:13.296
(514) Felix Kohl			
1	51.515	+3.485	13:59:50.145
2	48.711	+0.681	14:00:38.856
3	49.786	+1.756	14:01:28.642
4	49.836	+1.806	14:02:18.478
5	49.637	+1.607	14:03:08.115
6	48.287	+0.257	14:03:56.402
7	48.037	+0.007	14:04:44.439
8	48.030		14:05:32.469
9	48.808	+0.778	14:06:21.277
10	48.422	+0.392	14:07:09.699
11	48.511	+0.481	14:07:58.210
12	48.589	+0.559	14:08:46.799
13	48.604	+0.574	14:09:35.403
14	49.914	+1.884	14:10:25.317
15	48.095	+0.065	14:11:13.412

Runde	Rundenzeit	Diff.	Tageszeit
(502) Max Dittrich			
1	51.127	+2.807	13:59:50.361
2	48.750	+0.430	14:00:39.111
3	49.557	+1.237	14:01:28.668
4	49.634	+1.314	14:02:18.302
5	48.366	+0.046	14:03:06.668
6	48.378	+0.058	14:03:55.046
7	48.320		14:04:43.366
8	48.396	+0.076	14:05:31.762
9	48.483	+0.163	14:06:20.245
10	49.271	+0.951	14:07:09.516
11	48.379	+0.059	14:07:57.895
12	48.698	+0.378	14:08:46.593
13	48.685	+0.365	14:09:35.278
14	50.370	+2.050	14:10:25.648
15	48.483	+0.163	14:11:14.131

Runde	Rundenzeit	Diff.	Tageszeit
(518) Fabian Eisinger			
1	50.272	+2.340	13:59:48.458
2	49.669	+1.737	14:00:38.127
3	48.641	+0.709	14:01:26.768
4	48.007	+0.075	14:02:14.775
5	48.025	+0.093	14:03:02.800
6	48.346	+0.414	14:03:51.146
7	48.156	+0.224	14:04:39.302
8	47.957	+0.025	14:05:27.259
9	48.622	+0.690	14:06:15.881
10	48.109	+0.177	14:07:03.990
11	47.932		14:07:51.922
12	55.535	+7.603	14:08:47.457
13	48.508	+0.576	14:09:35.965
14	49.921	+1.989	14:10:25.886
15	48.442	+0.510	14:11:14.328

Runde	Rundenzeit	Diff.	Tageszeit
(519) Mathis Eschenberg			
1	50.770	+2.261	13:59:49.967
2	48.767	+0.258	14:00:38.734
3	50.160	+1.651	14:01:28.894
4	50.117	+1.608	14:02:19.011
5	49.516	+1.007	14:03:08.527
6	48.509		14:03:57.036
7	48.669	+0.160	14:04:45.705
8	48.648	+0.139	14:05:34.353
9	48.853	+0.344	14:06:23.206

Zeitnahmekommissar & Auswertung: Monika Riehmers www.camp-company.de

Orbits

Rennleiter: Heinz Restat Rennsekretär: Ute Bimber

Aushang: Uhr

www.mylaps.com

Unterschrift RL: Unterschrift ZK:

Lizenziert für Camp Company GmbH

Gedruckt: 05.06.2011 14:13:05

Seite 1/2



Rotax Max Challenge Templin

Junior-World

Templin 1,102 Km

Prefinale

05.06.2011 13:50

Rennen (15 Runden) gestartet um 13:58:57

Runde	Rundenzeit	Diff.	Tageszeit
10	48.678	+0.169	14:07:11.884
11	48.608	+0.099	14:08:00.492
12	48.961	+0.452	14:08:49.453
13	48.513	+0.004	14:09:37.966
14	48.655	+0.146	14:10:26.621
15	48.672	+0.163	14:11:15.293

(509) Lucas Ayrton Mauron

1	51.399	+3.497	13:59:50.534
2	49.530	+1.628	14:00:40.064
3	48.934	+1.032	14:01:28.998
4	49.660	+1.758	14:02:18.658
5	49.227	+1.325	14:03:07.885
6	48.337	+0.435	14:03:56.222
7	47.993	+0.091	14:04:44.215
8	47.902		14:05:32.117
9	48.923	+1.021	14:06:21.040
10	48.269	+0.367	14:07:09.309
11	47.979	+0.077	14:07:57.288
12	54.153	+6.251	14:08:51.441
13	48.621	+0.719	14:09:40.062
14	50.009	+2.107	14:10:30.071
15	49.454	+1.552	14:11:19.525

(517) Sebastian Neuburger

1	51.562	+2.963	13:59:50.887
2	50.835	+2.236	14:00:41.722
3	48.837	+0.238	14:01:30.559
4	48.831	+0.232	14:02:19.390
5	49.444	+0.845	14:03:08.834
6	48.599		14:03:57.433
7	48.942	+0.343	14:04:46.375
8	48.980	+0.381	14:05:35.355
9	48.978	+0.379	14:06:24.333
10	48.756	+0.157	14:07:13.089
11	48.752	+0.153	14:08:01.841
12	48.964	+0.365	14:08:50.805
13	49.169	+0.570	14:09:39.974
14	49.986	+1.387	14:10:29.960
15	50.066	+1.467	14:11:20.026

(510) Philipp Bartos

1	51.510	+2.834	13:59:51.126
2	50.027	+1.351	14:00:41.153
3	48.738	+0.062	14:01:29.891
4	49.283	+0.607	14:02:19.174
5	49.881	+1.205	14:03:09.055
6	49.001	+0.325	14:03:58.056
7	49.045	+0.369	14:04:47.101
8	48.676		14:05:35.777
9	48.743	+0.067	14:06:24.520
10	49.607	+0.931	14:07:14.127
11	48.981	+0.305	14:08:03.108
12	48.924	+0.248	14:08:52.032
13	49.068	+0.392	14:09:41.100
14	49.486	+0.810	14:10:30.586
15	50.006	+1.330	14:11:20.592

(505) Luka Kamali

1	50.880	+2.864	13:59:49.728
2	48.760	+0.744	14:00:38.488
3	49.414	+1.398	14:01:27.902
4	48.941	+0.925	14:02:16.843
5	48.353	+0.337	14:03:05.196
6	48.335	+0.319	14:03:53.531
7	48.208	+0.192	14:04:41.739

Runde	Rundenzeit	Diff.	Tageszeit
8	48.016		14:05:29.755
9	48.266	+0.250	14:06:18.021
10	48.034	+0.018	14:07:06.055
11	48.150	+0.134	14:07:54.205
12	1:10.307	+22.291	14:09:04.512
13	48.487	+0.471	14:09:52.999
14	48.418	+0.402	14:10:41.417
15	48.400	+0.384	14:11:29.817

(503) Moritz Oberheim

1	49.359	+1.505	13:59:46.768
2	48.802	+0.948	14:00:35.570
3	48.537	+0.683	14:01:24.107
4	48.507	+0.653	14:02:12.614
5	48.724	+0.870	14:03:01.338
6	48.283	+0.429	14:03:49.621
7	47.918	+0.064	14:04:37.539
8	48.267	+0.413	14:05:25.806
9	49.571	+1.717	14:06:15.377
10	47.854		14:07:03.231
11	48.255	+0.401	14:07:51.486

Runde	Rundenzeit	Diff.	Tageszeit
-------	------------	-------	-----------

Zeitnahmekommissar & Auswertung: Monika Riehmers www.camp-company.de

Orbits

Rennleiter: Heinz Restat Rennsekretär: Ute Bimber

Aushang: Uhr

Unterschrift RL:

Unterschrift ZK:

www.mylaps.com

Lizenziert für Camp Company GmbH



Rotax Max Challenge Templin

Junior-World

Templin 1,102 Km


Startaufstellung Finale

05.06.2011 17:30

Rennen (17 Runden)

9	503 17	522 18
8	510 15	505 16
7	509 13	517 14
6	518 11	519 12
5	514 9	502 10
4	521 7	506 8
3	524 5	508 6
2	501 3	523 4
1	504 1	520 2

POLE POSITION 1



Zeitnahmekommissar & Auswertung: Monika Riehmers www.camp-company.de

Orbits

Rennleiter: Heinz Restat Rennsekretär: Ute Bimber

Aushang: Uhr

Unterschrift RL: Unterschrift ZK:

www.mylaps.com

Lizenziert für Camp Company GmbH



Rotax Max Challenge Templin

Junior-World

Templin 1,102 Km

Finale

05.06.2011 17:30

Rennen (17 Runden) gestartet um 18:24:54

Pos.	St.Nr.	Name	* Wohnort	Fabrikat	Bewerber/Sponsor	Rnd.	Gesamtzeit	Diff.	Ø km/h	Beste Zeit	km/h
1	520	Nico Müller	GER-Kelberg	Intrepid	Intrepid Force Rotax/	17	16:32.824		67,930	55.857	71,024
2	523	Mike Vaessen	GER-Schleiden	Energy	Jedi Racingteam/	17	16:37.027	4.203	67,644	56.214	70,573
3	502	Max Dittrich	GER-Stuttgart	Energy	Jedi Racingteam/	17	16:39.847	7.023	67,453	56.178	70,618
4	501	Moritz Kremer	GER-Wächtersbach	Intrepid	MSC Wittgenborn/	17	16:40.073	7.249	67,437	55.597	71,356
5	508	Christopher Dreyspring	GER-Schwarzenbruck	Energy	Jedi Racingteam/	17	16:51.142	18.318	66,699	55.192	71,880
6	524	Lukas Wenig	GER-Langewiesen	M-Tec	Nintendo Team Scheider/	17	16:53.586	20.762	66,538	56.254	70,523
7	504	Florian Wiesinger	AUT-Geboltskirchen	M-Tec	M-Tec Racing/	17	17:15.510	42.686	65,130	56.132	70,676
8	517	Sebastian Neuburger	GER-Ulm	CRG	UMC Ulm/	17	17:19.568	46.744	64,875	58.764	67,511
9	505	Luka Kamali	GER-Alten-Buseck	CRG	/KV Oppenrod e.V.	17	17:22.211	49.387	64,711	57.369	69,152
10	509	Lucas Ayrton Mauron	SUI-Abtwil /CH	Birel	Baral Racing/	17	17:22.638	49.814	64,684	55.978	70,871
11	506	Anna-Lisa Dreyspring	GER-Schwarzenbruck	Energy	Jedi Racingteam/	17	17:25.681	52.857	64,496	57.600	68,875
12	514	Felix Kohl	GER-Gorxheimertal	M-Tec	Nintendo Team Scheider/	16	16:33.791	1 Runde	63,872	59.067	67,164
13	519	Mathis Eschenberg	GER-Brake	Energy	GN Motorsport GmbH/	16	16:39.452	1 Runde	63,510	57.993	68,408
14	510	Philipp Bartos	GER-Laa an der Thaya	M-Tec		15	16:59.786	2 Runden	58,353	58.749	67,528
15	518	Fabian Eisinger	GER-Hockenheim	Intrepid	VPD Team Germany/	12	16:44.700	5 Runden	47,384	59.211	67,001

Nicht Klassifiziert											
DNF	503	Moritz Oberheim	GER-Schermbeck	Energy	MSC Langenfeld e.V./	2	2:13.437	DNF	59,462	1:03.736	62,244

Bemerkungen

DMSB Reg-Nr.: 123/11

Ergebnis vorbehaltlich technischer Nachuntersuchung

Gestartet: 16 Gewertet: 16 nicht Gewertet: 0

Vorsprung	Ø km/h	Beste Rundenzeit	km/h	Beste Runde von
4.203	67,930	55.192	71,880	508 - Christopher Dreyspring

Zeitnahmekommissar & Auswertung: Monika Riehmers www.camp-company.de

Orbits

Rennleiter: Heinz Restat Rennsekretär: Ute Bimber

Aushang: Uhr

www.mylaps.com

Unterschrift RL: Unterschrift ZK:

Lizenziert für Camp Company GmbH



Rotax Max Challenge Templin

Junior-World

Templin 1,102 Km

Finale

05.06.2011 17:30

Rennen (17 Runden) gestartet um 18:24:54

Runde	Rundenzeit	Diff.	Tageszeit
(520) Nico Müller			
1	1:03.777	+7.920	18:25:57.890
2	1:02.826	+6.969	18:27:00.716
3	1:00.759	+4.902	18:28:01.475
4	1:00.302	+4.445	18:29:01.777
5	59.565	+3.708	18:30:01.342
6	58.546	+2.689	18:30:59.888
7	58.562	+2.705	18:31:58.450
8	57.072	+1.215	18:32:55.522
9	57.951	+2.094	18:33:53.473
10	56.840	+0.983	18:34:50.313
11	56.605	+0.748	18:35:46.918
12	57.341	+1.484	18:36:44.259
13	56.702	+0.845	18:37:40.961
14	56.373	+0.516	18:38:37.334
15	56.384	+0.527	18:39:33.718
16	55.857		18:40:29.575
17	57.290	+1.433	18:41:26.865

Runde	Rundenzeit	Diff.	Tageszeit
(523) Mike Vaessen			
1	1:05.105	+8.891	18:25:59.381
2	1:02.866	+6.652	18:27:02.247
3	1:01.840	+5.626	18:28:04.087
4	1:00.793	+4.579	18:29:04.880
5	59.817	+3.603	18:30:04.697
6	58.784	+2.570	18:31:03.481
7	57.800	+1.586	18:32:01.281
8	57.395	+1.181	18:32:58.676
9	57.213	+0.999	18:33:55.889
10	57.071	+0.857	18:34:52.960
11	57.063	+0.849	18:35:50.023
12	57.107	+0.893	18:36:47.130
13	57.054	+0.840	18:37:44.184
14	57.058	+0.844	18:38:41.242
15	56.412	+0.198	18:39:37.654
16	57.200	+0.986	18:40:34.854
17	56.214		18:41:31.068

Runde	Rundenzeit	Diff.	Tageszeit
(502) Max Dittrich			
1	1:05.518	+9.340	18:26:00.788
2	1:02.808	+6.630	18:27:03.596
3	1:02.045	+5.867	18:28:05.641
4	1:00.153	+3.975	18:29:05.794
5	59.768	+3.590	18:30:05.562
6	59.080	+2.902	18:31:04.642
7	58.940	+2.762	18:32:03.582
8	58.398	+2.220	18:33:01.980
9	57.805	+1.627	18:33:59.785
10	57.208	+1.030	18:34:56.993
11	57.106	+0.928	18:35:54.099
12	56.844	+0.666	18:36:50.943
13	57.114	+0.936	18:37:48.057
14	57.158	+0.980	18:38:45.215
15	56.215	+0.037	18:39:41.430
16	56.178		18:40:37.608
17	56.280	+0.102	18:41:33.888

Runde	Rundenzeit	Diff.	Tageszeit
(501) Moritz Kremer			
1	1:07.825	+12.228	18:26:02.495
2	1:02.827	+7.230	18:27:05.322
3	1:02.657	+7.060	18:28:07.979
4	1:00.068	+4.471	18:29:08.047
5	59.867	+4.270	18:30:07.914
6	1:00.070	+4.473	18:31:07.984
7	59.607	+4.010	18:32:07.591

Runde	Rundenzeit	Diff.	Tageszeit
8	58.014	+2.417	18:33:05.605
9	57.142	+1.545	18:34:02.747
10	57.959	+2.362	18:35:00.706
11	57.123	+1.526	18:35:57.829
12	56.878	+1.281	18:36:54.707
13	55.980	+0.383	18:37:50.687
14	56.004	+0.407	18:38:46.691
15	55.597		18:39:42.288
16	55.661	+0.064	18:40:37.949
17	56.165	+0.568	18:41:34.114

Runde	Rundenzeit	Diff.	Tageszeit
(508) Christopher Dreyspring			
1	1:07.550	+12.358	18:26:02.158
2	1:05.497	+10.305	18:27:07.655
3	1:02.817	+7.625	18:28:10.472
4	1:01.304	+6.112	18:29:11.776
5	1:00.940	+5.748	18:30:12.716
6	1:00.607	+5.415	18:31:13.323
7	59.084	+3.892	18:32:12.407
8	59.594	+4.402	18:33:12.001
9	57.928	+2.736	18:34:09.929
10	58.620	+3.428	18:35:08.549
11	57.836	+2.644	18:36:06.385
12	58.010	+2.818	18:37:04.395
13	56.774	+1.582	18:38:01.169
14	56.320	+1.128	18:38:57.489
15	56.541	+1.349	18:39:54.030
16	55.961	+0.769	18:40:49.991
17	55.192		18:41:45.183

Runde	Rundenzeit	Diff.	Tageszeit
(524) Lukas Wenig			
1	1:06.928	+10.674	18:26:01.690
2	1:02.735	+6.481	18:27:04.425
3	1:02.098	+5.844	18:28:06.523
4	1:00.581	+4.327	18:29:07.104
5	1:00.169	+3.915	18:30:07.273
6	1:00.283	+4.029	18:31:07.556
7	1:00.322	+4.068	18:32:07.878
8	1:00.191	+3.937	18:33:08.069
9	59.116	+2.862	18:34:07.185
10	59.080	+2.826	18:35:06.265
11	58.177	+1.923	18:36:04.442
12	57.974	+1.720	18:37:02.416
13	57.313	+1.059	18:37:59.729
14	57.107	+0.853	18:38:56.836
15	57.235	+0.981	18:39:54.071
16	57.302	+1.048	18:40:51.373
17	56.254		18:41:47.627

Runde	Rundenzeit	Diff.	Tageszeit
(504) Florian Wiesinger			
1	1:07.388	+11.256	18:26:01.429
2	1:06.244	+10.112	18:27:07.673
3	1:09.264	+13.132	18:28:16.937
4	1:03.281	+7.149	18:29:20.218
5	1:01.769	+5.637	18:30:21.987
6	1:04.939	+8.807	18:31:26.926
7	1:00.709	+4.577	18:32:27.635
8	1:00.376	+4.244	18:33:28.011
9	1:01.951	+5.819	18:34:29.962
10	58.090	+1.958	18:35:28.052
11	58.062	+1.930	18:36:26.114
12	57.930	+1.798	18:37:24.044
13	58.304	+2.172	18:38:22.348
14	57.192	+1.060	18:39:19.540
15	56.132		18:40:15.672
16	57.558	+1.426	18:41:13.230

Runde	Rundenzeit	Diff.	Tageszeit
17	56.321	+0.189	18:42:09.551
(517) Sebastian Neuburger			
1	1:07.732	+8.968	18:26:03.598
2	1:04.817	+6.053	18:27:08.415
3	1:03.219	+4.455	18:28:11.634
4	1:01.394	+2.630	18:29:13.028
5	1:01.441	+2.677	18:30:14.469
6	1:00.695	+1.931	18:31:15.164
7	1:00.660	+1.896	18:32:15.824
8	1:00.225	+1.461	18:33:16.049
9	59.401	+0.637	18:34:15.450
10	59.297	+0.533	18:35:14.747
11	1:01.109	+2.345	18:36:15.856
12	59.636	+0.872	18:37:15.492
13	58.764		18:38:14.256
14	1:00.934	+2.170	18:39:15.190
15	58.953	+0.189	18:40:14.143
16	1:00.396	+1.632	18:41:14.539
17	59.070	+0.306	18:42:13.609

Runde	Rundenzeit	Diff.	Tageszeit
(505) Luka Kamali			
1	1:08.267	+10.898	18:26:04.538
2	1:05.169	+7.800	18:27:09.707
3	1:02.920	+5.551	18:28:12.627
4	1:01.608	+4.239	18:29:14.235
5	1:01.121	+3.752	18:30:15.356
6	1:00.864	+3.495	18:31:16.220
7	1:02.003	+4.634	18:32:18.223
8	1:01.539	+4.170	18:33:19.762
9	1:01.509	+4.140	18:34:21.271
10	1:00.438	+3.069	18:35:21.709
11	1:00.726	+3.357	18:36:22.435
12	1:00.333	+2.964	18:37:22.768
13	59.512	+2.143	18:38:22.280
14	1:00.414	+3.045	18:39:22.694
15	58.219	+0.850	18:40:20.913
16	57.970	+0.601	18:41:18.883
17	57.369		18:42:16.252

Runde	Rundenzeit	Diff.	Tageszeit
(509) Lucas Ayrton Mauron			
1	1:09.842	+13.864	18:26:05.976
2	1:11.462	+15.484	18:27:17.438
3	1:08.029	+12.051	18:28:25.467
4	1:03.692	+7.714	18:29:29.159
5	1:02.818	+6.840	18:30:31.977
6	1:02.768	+6.790	18:31:34.745
7	1:00.541	+4.563	18:32:35.286
8	59.705	+3.727	18:33:34.991
9	59.509	+3.531	18:34:34.500
10	59.066	+3.088	18:35:33.566
11	59.123	+3.145	18:36:32.689
12	58.545	+2.567	18:37:31.234
13	58.178	+2.200	18:38:29.412
14	57.666	+1.688	18:39:27.078
15	56.435	+0.457	18:40:23.513
16	57.188	+1.210	18:41:20.701
17	55.978		18:42:16.679

Runde	Rundenzeit	Diff.	Tageszeit
(506) Anna-Lisa Dreyspring			
1	1:08.289	+10.689	18:26:03.349
2	1:06.599	+8.999	18:27:09.948
3	1:04.639	+7.039	18:28:14.587
4	1:03.484	+5.884	18:29:18.071
5	1:02.658	+5.058	18:30:20.729
6	1:01.447	+3.847	18:31:22.176

Zeitnahmekommissar & Auswertung: Monika Riehmers www.camp-company.de

Orbits

Rennleiter: Heinz Restat Rennsekretär: Ute Bimber

Aushang: Uhr

Unterschrift RL:

Unterschrift ZK:

www.mylaps.com

Lizensiert für Camp Company GmbH



Rotax Max Challenge Templin

Junior-World

Templin 1,102 Km

Finale

05.06.2011 17:30

Rennen (17 Runden) gestartet um 18:24:54

Runde	Rundenzeit	Diff.	Tageszeit
7	1:01.652	+4.052	18:32:23.828
8	1:01.126	+3.526	18:33:24.954
9	1:06.158	+8.558	18:34:31.112
10	59.809	+2.209	18:35:30.921
11	58.495	+0.895	18:36:29.416
12	59.429	+1.829	18:37:28.845
13	58.469	+0.869	18:38:27.314
14	58.313	+0.713	18:39:25.627
15	57.776	+0.176	18:40:23.403
16	58.719	+1.119	18:41:22.122
17	57.600		18:42:19.722

(514) Felix Kohl

1	1:10.275	+11.208	18:26:06.809
2	1:06.255	+7.188	18:27:13.064
3	1:03.363	+4.296	18:28:16.427
4	1:02.415	+3.348	18:29:18.842
5	1:02.904	+3.837	18:30:21.746
6	1:02.434	+3.367	18:31:24.180
7	1:01.109	+2.042	18:32:25.289
8	1:00.972	+1.905	18:33:26.261
9	1:00.654	+1.587	18:34:26.915
10	1:00.974	+1.907	18:35:27.889
11	1:00.119	+1.052	18:36:28.008
12	59.735	+0.668	18:37:27.743
13	1:00.143	+1.076	18:38:27.886
14	1:00.239	+1.172	18:39:28.125
15	59.067		18:40:27.192
16	1:00.640	+1.573	18:41:27.832

(519) Mathis Eschenberg

1	1:09.889	+11.896	18:26:05.584
2	1:05.275	+7.282	18:27:10.859
3	1:03.570	+5.577	18:28:14.429
4	1:03.543	+5.550	18:29:17.972
5	1:03.661	+5.668	18:30:21.633
6	1:05.410	+7.417	18:31:27.043
7	1:03.054	+5.061	18:32:30.097
8	1:03.218	+5.225	18:33:33.315
9	1:02.207	+4.214	18:34:35.522
10	1:00.831	+2.838	18:35:36.353
11	1:01.549	+3.556	18:36:37.902
12	1:00.642	+2.649	18:37:38.544
13	59.533	+1.540	18:38:38.077
14	58.227	+0.234	18:39:36.304
15	59.196	+1.203	18:40:35.500
16	57.993		18:41:33.493

(510) Philipp Bartos

1	1:09.806	+11.057	18:26:31.001
2	1:14.941	+16.192	18:27:45.942
3	1:08.879	+10.130	18:28:54.821
4	1:20.091	+21.342	18:30:14.912
5	1:06.910	+8.161	18:31:21.822
6	1:09.794	+11.045	18:32:31.616
7	1:05.112	+6.363	18:33:36.728
8	1:05.105	+6.356	18:34:41.833
9	1:00.727	+1.978	18:35:42.560
10	1:03.960	+5.211	18:36:46.520
11	1:02.627	+3.878	18:37:49.147
12	1:02.137	+3.388	18:38:51.284
13	58.928	+0.179	18:39:50.212
14	1:04.866	+6.117	18:40:55.078
15	58.749		18:41:53.827

(518) Fabian Eisinger

Runde	Rundenzeit	Diff.	Tageszeit
1	5:11.541	+4:12.330	18:30:07.458
2	1:04.235	+5.024	18:31:11.693
3	1:04.612	+5.401	18:32:16.305
4	1:00.534	+1.323	18:33:16.839
5	1:00.537	+1.326	18:34:17.376
6	1:00.626	+1.415	18:35:18.002
7	1:03.322	+4.111	18:36:21.324
8	1:02.531	+3.320	18:37:23.855
9	1:01.856	+2.645	18:38:25.711
10	1:03.273	+4.062	18:39:28.984
11	59.211		18:40:28.195
12	1:10.546	+11.335	18:41:38.741

(503) Moritz Oberheim

1	1:07.372	+3.636	18:26:03.742
2	1:03.736		18:27:07.478

Zeitnahmekommissar & Auswertung: Monika Riehmers www.camp-company.de

Orbits

Rennleiter: Heinz Restat Rennsekretär: Ute Bimber

Aushang: Uhr

Unterschrift RL: Unterschrift ZK:

www.mylaps.com

Lizenziert für Camp Company GmbH