



Rotax Max Challenge Ampfing

Junior-World

Ampfing 1,063 Km

Warmup

03.07.2011 08:21

Training gestartet um 8:27:03

Pos.	St.Nr.	Name	Wohnort	Fabrikat	Bewerber/Sponsor	Rnd.	Beste Zeit	Diff.	km/h	In Rd.
1	520	Nico Müller	GER-Kelberg	Intrepid	Intrepid Force Rotax/	5	45.822		83,514	5
2	502	Max Dittrich	GER-Stuttgart	Energy	Jedi Racingteam/	5	45.990	0.168	83,209	5
3	501	Moritz Kremer	GER-Wächtersbach	Intrepid	MSC Wittgenborn/	5	46.086	0.264	83,036	5
4	504	Florian Wiesinger	AUT-Geboltskirchen	M-Tec	M-Tec Racing/	5	46.093	0.271	83,023	5
5	514	Felix Kohl	GER-Gorxheimertal	M-Tec	Nintendo Team Scheider/	5	46.163	0.341	82,898	4
6	506	Anna-Lisa Dreyspring	GER-Schwarzenbruck	Energy	Jedi Racingteam/	5	46.179	0.357	82,869	5
7	521	Thomas Preining	AUT-Linz	Gillard	MSC Rottenegg/	5	46.205	0.383	82,822	5
8	505	Luka Kamali	GER-Alten-Buseck	CRG	/KV Oppenrod e.V.	5	46.207	0.385	82,819	4
9	503	Moritz Oberheim	GER-Schermbach	Energy	MSC Langenfeld e.V./	5	46.209	0.387	82,815	4
10	508	Christopher Dreyspring	GER-Schwarzenbruck	Energy	Jedi Racingteam/	5	46.263	0.441	82,718	4
11	524	Lukas Wenig	GER-Langewiesen	M-Tec	Nintendo Team Scheider/	5	46.278	0.456	82,692	5
12	509	Lucas Ayrton Mauron	SUI-Abtwil /CH	Birel	Baral Racing/	5	46.323	0.501	82,611	5
13	519	Mathis Eschenberg	GER-Brake	Energy	GN Motorsport GmbH/	5	46.340	0.518	82,581	5
14	518	Fabian Eisinger	GER-Hockenheim	Energy	Jedi Racingteam/	5	46.344	0.522	82,574	5
15	523	Mike Vaessen	GER-Schleiden	Energy	Jedi Racingteam/	5	46.531	0.709	82,242	5
16	512	Alexander Böken	GER-Sabershausen	Intrepid		5	46.625	0.803	82,076	5
17	507	Christopher Gröbmair	GER-Dietramszell	CRG		5	46.703	0.881	81,939	5
18	510	Philipp Bartos	GER-Laa an der Thaya	M-Tec		5	47.307	1.485	80,893	3
19	517	Sebastian Neuburger	GER-Ulm	CRG	UMC Ulm/	3	48.101	2.279	79,558	2
20	522	Ricardo Adler	GER-Oranienburg	Haase	DMV Team Tom Tech/	2	58.292	12.470	65,649	1

Bemerkungen
DMSB Reg.-Nr.: 125/11

Zeitnahmekommissar & Auswertung: Monika Riehmers www.camp-company.de

Orbits

Rennleiter: Reinhard Tropp Rennsekretär: Ute Bimber

Aushang: Uhr

Unterschrift RL: Unterschrift ZK:

www.mylaps.com

Lizenziert für Camp Company GmbH

Gedruckt: 03.07.2011 08:33:06



Rotax Max Challenge Ampfing

Junior-World

Ampfing 1,063 Km

Warmup

03.07.2011 08:21

Training gestartet um 8:27:03

Runde	Rundenzeit	Diff.	Tageszeit
(520) Nico Müller			
1	46.846	+1.024	8:28:41.682
2	47.755	+1.933	8:29:29.437
3	50.128	+4.306	8:30:19.565
4	46.086	+0.264	8:31:05.651
5	45.822		8:31:51.473
(502) Max Dittrich			
1	47.040	+1.050	8:28:59.158
2	46.470	+0.480	8:29:45.628
3	46.197	+0.207	8:30:31.825
4	46.596	+0.606	8:31:18.421
5	45.990		8:32:04.411
(501) Moritz Kremer			
1	47.229	+1.143	8:28:44.390
2	47.058	+0.972	8:29:31.448
3	46.574	+0.488	8:30:18.022
4	46.623	+0.537	8:31:04.645
5	46.086		8:31:50.731
(504) Florian Wiesinger			
1	46.721	+0.628	8:28:42.982
2	47.439	+1.346	8:29:30.421
3	46.723	+0.630	8:30:17.144
4	47.190	+1.097	8:31:04.334
5	46.093		8:31:50.427
(514) Felix Kohl			
1	46.980	+0.817	8:28:59.358
2	46.845	+0.682	8:29:46.203
3	47.988	+1.825	8:30:34.191
4	46.163		8:31:20.354
5	46.398	+0.235	8:32:06.752
(506) Anna-Lisa Dreyspring			
1	47.047	+0.868	8:28:45.203
2	46.396	+0.217	8:29:31.599
3	46.673	+0.494	8:30:18.272
4	48.296	+2.117	8:31:06.568
5	46.179		8:31:52.747
(521) Thomas Preining			
1	47.874	+1.669	8:28:41.567
2	47.269	+1.064	8:29:28.836
3	47.106	+0.901	8:30:15.942
4	46.439	+0.234	8:31:02.381
5	46.205		8:31:48.586
(505) Luka Kamali			
1	47.249	+1.042	8:28:53.939
2	46.722	+0.515	8:29:40.661
3	46.425	+0.218	8:30:27.086
4	46.207		8:31:13.293
5	46.214	+0.007	8:31:59.507
(503) Moritz Oberheim			
1	46.675	+0.466	8:28:42.328
2	47.323	+1.114	8:29:29.651
3	46.946	+0.737	8:30:16.597
4	46.209		8:31:02.806
5	46.420	+0.211	8:31:49.226
(508) Christopher Dreyspring			
1	47.094	+0.831	8:28:43.064

Runde	Rundenzeit	Diff.	Tageszeit
2	47.094	+0.831	8:29:30.158
3	46.786	+0.523	8:30:16.944
4	46.263		8:31:03.207
5	46.453	+0.190	8:31:49.660
(524) Lukas Wenig			
1	47.536	+1.258	8:28:44.214
2	46.987	+0.709	8:29:31.201
3	46.488	+0.210	8:30:17.689
4	46.430	+0.152	8:31:04.119
5	46.278		8:31:50.397
(509) Lucas Ayrton Mauron			
1	47.055	+0.732	8:28:47.182
2	46.751	+0.428	8:29:33.933
3	46.886	+0.563	8:30:20.819
4	46.621	+0.298	8:31:07.440
5	46.323		8:31:53.763
(519) Mathis Eschenberg			
1	47.386	+1.046	8:28:42.084
2	47.891	+1.551	8:29:29.975
3	46.838	+0.498	8:30:16.813
4	46.832	+0.492	8:31:03.645
5	46.340		8:31:49.985
(518) Fabian Eisinger			
1	47.469	+1.125	8:28:41.372
2	47.439	+1.095	8:29:28.811
3	47.265	+0.921	8:30:16.076
4	46.498	+0.154	8:31:02.574
5	46.344		8:31:48.918
(523) Mike Vaessen			
1	46.827	+0.296	8:28:42.206
2	46.896	+0.365	8:29:29.102
3	47.331	+0.800	8:30:16.433
4	46.591	+0.060	8:31:03.024
5	46.531		8:31:49.555
(512) Alexander Böken			
1	47.548	+0.923	8:28:48.567
2	47.096	+0.471	8:29:35.663
3	46.684	+0.059	8:30:22.347
4	46.857	+0.232	8:31:09.204
5	46.625		8:31:55.829
(507) Christopher Gröbmair			
1	47.714	+1.011	8:28:50.370
2	47.309	+0.606	8:29:37.679
3	47.069	+0.366	8:30:24.748
4	46.777	+0.074	8:31:11.525
5	46.703		8:31:58.228
(510) Philipp Bartos			
1	48.441	+1.134	8:28:56.670
2	47.647	+0.340	8:29:44.317
3	47.307		8:30:31.624
4	48.106	+0.799	8:31:19.730
5	48.301	+0.994	8:32:08.031
(517) Sebastian Neuburger			
1	49.451	+1.350	8:29:04.649
2	48.101		8:29:52.750
3	49.433	+1.332	8:30:42.183

Runde	Rundenzeit	Diff.	Tageszeit
(522) Ricardo Adler			
1	58.292		8:29:17.667
2	1:07.573	+9.281	8:30:25.240



Rotax Max Challenge Ampfing


Junior-World

Ampfing 1,063 Km

Zeittraining

03.07.2011 10:18

Qualifikation gestartet um 10:18:21



Pos.	St.Nr.	Name	Wohnort	Fabrikat	Bewerber/Sponsor	Rnd.	Beste Zeit	Diff.	km/h	In Rd.
1	520	Nico Müller	GER-Kelberg	Intrepid	Intrepid Force Rotax/	12	44.904		85,222	6
2	503	Moritz Oberheim	GER-Schermbeck	Energy	MSC Langenfeld e.V./	11	45.061	0.157	84,925	5
3	502	Max Dittrich	GER-Stuttgart	Energy	Jedi Racingteam/	10	45.107	0.203	84,838	6
4	508	Christopher Dreyspring	GER-Schwarzenbruck	Energy	Jedi Racingteam/	12	45.182	0.278	84,697	6
5	505	Luka Kamali	GER-Alten-Buseck	CRG	/KV Oppenrod e.V.	12	45.203	0.299	84,658	7
6	524	Lukas Wenig	GER-Langewiesen	M-Tec	Nintendo Team Scheider/	11	45.214	0.310	84,638	6
7	519	Mathis Eschenberg	GER-Brake	Energy	GN Motorsport GmbH/	12	45.260	0.356	84,551	6
8	504	Florian Wiesinger	AUT-Geboltskirchen	M-Tec	M-Tec Racing/	12	45.354	0.450	84,376	7
9	514	Felix Kohl	GER-Gorxheimertal	M-Tec	Nintendo Team Scheider/	12	45.364	0.460	84,358	9
10	523	Mike Vaessen	GER-Schleiden	Energy	Jedi Racingteam/	12	45.372	0.468	84,343	7
11	521	Thomas Preining	AUT-Linz	Gillard	MSC Rottenegg/	12	45.404	0.500	84,283	7
12	501	Moritz Kremer	GER-Wächtersbach	Intrepid	MSC Wittgenborn/	12	45.416	0.512	84,261	4
13	522	Ricardo Adler	GER-Oranienburg	Haase	DMV Team Tom Tech/	12	45.464	0.560	84,172	6
14	518	Fabian Eisinger	GER-Hockenheim	Energy	Jedi Racingteam/	12	45.538	0.634	84,035	6
15	506	Anna-Lisa Dreyspring	GER-Schwarzenbruck	Energy	Jedi Racingteam/	12	45.590	0.686	83,939	8
16	507	Christopher Gröbmair	GER-Dietramszell	CRG		12	45.598	0.694	83,925	9
17	517	Sebastian Neuburger	GER-Ulm	CRG	UMC Ulm/	8	45.621	0.717	83,882	7
18	509	Lucas Ayrton Mauron	SUI-Abtwil /CH	Birel	Baral Racing/	12	45.671	0.767	83,791	8
19	510	Philipp Bartos	GER-Laa an der Thaya	M-Tec		12	46.238	1.334	82,763	6
20	512	Alexander Böken	GER-Sabershausen	Intrepid		11	46.341	1.437	82,579	6

Bemerkungen

DMSB Reg.-Nr.: 125/11

Ergebnis vorbehaltlich technischer Nachuntersuchung

Zeitnahmekommissar & Auswertung: Monika Riehmers www.camp-company.de

Orbits

Rennleiter: Reinhard Tropp

Rennsekretär: Ute Bimber

Aushang:

Uhr

Unterschrift RL:

Unterschrift ZK:

www.mylaps.com

Lizenziert für Camp Company GmbH



Rotax Max Challenge Ampfing

Junior-World

Ampfing 1,063 Km

Zeittraining

03.07.2011 10:18

Qualifikation gestartet um 10:18:21

Runde	Rundenzeit	Diff.	Tageszeit
(520) Nico Müller			
1	48.209	+3.305	10:20:34.678
2	46.455	+1.551	10:21:21.133
3	45.735	+0.831	10:22:06.868
4	45.265	+0.361	10:22:52.133
5	47.928	+3.024	10:23:40.061
6	44.904		10:24:24.965
7	45.121	+0.217	10:25:10.086
8	48.029	+3.125	10:25:58.115
9	44.944	+0.040	10:26:43.059
10	45.680	+0.776	10:27:28.739
11	46.083	+1.179	10:28:14.822
12	45.821	+0.917	10:29:00.643

Runde	Rundenzeit	Diff.	Tageszeit
(503) Moritz Oberheim			
1	47.266	+2.205	10:20:34.118
2	46.821	+1.760	10:21:20.939
3	46.523	+1.462	10:22:07.462
4	45.490	+0.429	10:22:52.952
5	45.061		10:23:38.013
6	45.199	+0.138	10:24:23.212
7	45.108	+0.047	10:25:08.320
8	49.246	+4.185	10:25:57.566
9	45.108	+0.047	10:26:42.674
10	45.411	+0.350	10:27:28.085
11	50.056	+4.995	10:28:18.141

Runde	Rundenzeit	Diff.	Tageszeit
(502) Max Dittrich			
1	46.818	+1.711	10:20:24.434
2	46.490	+1.383	10:21:10.924
3	45.882	+0.775	10:21:56.806
4	45.433	+0.326	10:22:42.239
5	45.209	+0.102	10:23:27.448
6	45.107		10:24:12.555
7	45.189	+0.082	10:24:57.744
8	45.514	+0.407	10:25:43.258
9	45.629	+0.522	10:26:28.887
10	45.966	+0.859	10:27:14.853

Runde	Rundenzeit	Diff.	Tageszeit
(508) Christopher Dreyspring			
1	47.463	+2.281	10:20:14.881
2	46.679	+1.497	10:21:01.560
3	46.003	+0.821	10:21:47.563
4	45.640	+0.458	10:22:33.203
5	45.345	+0.163	10:23:18.548
6	45.182		10:24:03.730
7	45.562	+0.380	10:24:49.292
8	45.723	+0.541	10:25:35.015
9	45.483	+0.301	10:26:20.498
10	45.347	+0.165	10:27:05.845
11	45.828	+0.646	10:27:51.673
12	45.844	+0.662	10:28:37.517

Runde	Rundenzeit	Diff.	Tageszeit
(505) Luka Kamali			
1	47.113	+1.910	10:20:34.933
2	46.670	+1.467	10:21:21.603
3	46.130	+0.927	10:22:07.733
4	45.593	+0.390	10:22:53.326
5	45.374	+0.171	10:23:38.700
6	45.364	+0.161	10:24:24.064
7	45.203		10:25:09.267
8	45.944	+0.741	10:25:55.211
9	45.324	+0.121	10:26:40.535
10	45.872	+0.669	10:27:26.407
11	45.834	+0.631	10:28:12.241

Runde	Rundenzeit	Diff.	Tageszeit
(524) Lukas Wenig			
1	49.401	+4.187	10:20:35.596
2	46.904	+1.690	10:21:22.500
3	45.770	+0.556	10:22:08.270
4	45.644	+0.430	10:22:53.914
5	45.416	+0.202	10:23:39.330
6	45.214		10:24:24.544
7	45.268	+0.054	10:25:09.812
8	48.579	+3.365	10:25:58.391
9	45.484	+0.270	10:26:43.875
10	45.621	+0.407	10:27:29.496
11	46.883	+1.669	10:28:16.379

Runde	Rundenzeit	Diff.	Tageszeit
(519) Mathis Eschenberg			
1	48.243	+2.983	10:20:32.037
2	47.004	+1.744	10:21:19.041
3	45.933	+0.673	10:22:04.974
4	45.519	+0.259	10:22:50.493
5	45.298	+0.038	10:23:35.791
6	45.260		10:24:21.051
7	45.563	+0.303	10:25:06.614
8	45.519	+0.259	10:25:52.133
9	45.573	+0.313	10:26:37.706
10	46.238	+0.978	10:27:23.944
11	45.999	+0.739	10:28:09.943
12	45.799	+0.539	10:28:55.742

Runde	Rundenzeit	Diff.	Tageszeit
(504) Florian Wiesinger			
1	47.501	+2.147	10:20:05.871
2	47.108	+1.754	10:20:52.979
3	46.512	+1.158	10:21:39.491
4	45.857	+0.503	10:22:25.348
5	45.652	+0.298	10:23:11.000
6	45.471	+0.117	10:23:56.471
7	45.354		10:24:41.825
8	46.705	+1.351	10:25:28.530
9	45.636	+0.282	10:26:14.166
10	45.537	+0.183	10:26:59.703
11	45.853	+0.499	10:27:45.556
12	47.254	+1.900	10:28:32.810

Runde	Rundenzeit	Diff.	Tageszeit
(514) Felix Kohl			
1	46.935	+1.571	10:20:13.464
2	46.620	+1.256	10:21:00.084
3	45.855	+0.491	10:21:45.939
4	45.955	+0.591	10:22:31.894
5	45.450	+0.086	10:23:17.344
6	45.534	+0.170	10:24:02.878
7	45.403	+0.039	10:24:48.281
8	45.627	+0.263	10:25:33.908
9	45.364		10:26:19.272
10	45.399	+0.035	10:27:04.671
11	45.905	+0.541	10:27:50.576
12	53.950	+8.586	10:28:44.526

Runde	Rundenzeit	Diff.	Tageszeit
(523) Mike Vaessen			
1	47.443	+2.071	10:20:07.200
2	48.104	+2.732	10:20:55.304
3	46.674	+1.302	10:21:41.978
4	46.547	+1.175	10:22:28.525
5	45.774	+0.402	10:23:14.299
6	45.619	+0.247	10:23:59.918
7	45.372		10:24:45.290
8	45.824	+0.452	10:25:31.114

Runde	Rundenzeit	Diff.	Tageszeit
(521) Thomas Preining			
1	48.086	+2.682	10:20:06.943
2	46.963	+1.559	10:20:53.906
3	46.406	+1.002	10:21:40.312
4	45.805	+0.401	10:22:26.117
5	45.562	+0.158	10:23:11.679
6	45.418	+0.014	10:23:57.097
7	45.404		10:24:42.501
8	45.478	+0.074	10:25:27.979
9	45.608	+0.204	10:26:13.587
10	45.562	+0.158	10:26:59.149
11	46.167	+0.763	10:27:45.316
12	46.102	+0.698	10:28:31.418

Runde	Rundenzeit	Diff.	Tageszeit
(501) Moritz Kremer			
1	47.477	+2.061	10:20:42.111
2	46.714	+1.298	10:21:28.825
3	45.612	+0.196	10:22:14.437
4	45.416		10:22:59.853
5	45.495	+0.079	10:23:45.348
6	45.448	+0.032	10:24:30.796
7	45.916	+0.500	10:25:16.712
8	45.700	+0.284	10:26:02.412
9	45.467	+0.051	10:26:47.879
10	45.967	+0.551	10:27:33.846
11	45.790	+0.374	10:28:19.636
12	46.350	+0.934	10:29:05.986

Runde	Rundenzeit	Diff.	Tageszeit
(522) Ricardo Adler			
1	47.800	+2.336	10:20:10.208
2	46.647	+1.183	10:20:56.855
3	45.970	+0.506	10:21:42.825
4	46.053	+0.589	10:22:28.878
5	45.762	+0.298	10:23:14.640
6	45.464		10:24:00.104
7	45.666	+0.202	10:24:45.770
8	45.974	+0.510	10:25:31.744
9	45.835	+0.371	10:26:17.579
10	46.084	+0.620	10:27:03.663
11	48.373	+2.909	10:27:52.036
12	47.065	+1.601	10:28:39.101

Runde	Rundenzeit	Diff.	Tageszeit
(518) Fabian Eisinger			
1	48.775	+3.237	10:20:07.832
2	47.071	+1.533	10:20:54.903
3	46.521	+0.983	10:21:41.424
4	45.867	+0.329	10:22:27.291
5	45.660	+0.122	10:23:12.951
6	45.538		10:23:58.489
7	45.700	+0.162	10:24:44.189
8	45.592	+0.054	10:25:29.781
9	45.570	+0.032	10:26:15.351
10	45.753	+0.215	10:27:01.104
11	46.653	+1.115	10:27:47.757
12	46.190	+0.652	10:28:33.947

Runde	Rundenzeit	Diff.	Tageszeit
(506) Anna-Lisa Dreyspring			
1	47.352	+1.762	10:20:09.430
2	46.856	+1.266	10:20:56.286
3	46.133	+0.543	10:21:42.419
4	46.224	+0.634	10:22:28.643



Rotax Max Challenge Ampfing

Junior-World

Ampfing 1,063 Km

Zeittraining

03.07.2011 10:18

Qualifikation gestartet um 10:18:21

Runde	Rundenzeit	Diff.	Tageszeit
5	52.525	+6.935	10:23:21.168
6	46.217	+0.627	10:24:07.385
7	45.825	+0.235	10:24:53.210
8	45.590		10:25:38.800
9	45.598	+0.008	10:26:24.398
10	45.716	+0.126	10:27:10.114
11	46.154	+0.564	10:27:56.268
12	46.625	+1.035	10:28:42.893

Runde	Rundenzeit	Diff.	Tageszeit
5	47.548	+1.207	10:23:23.097
6	46.341		10:24:09.438
7	51.460	+5.119	10:25:00.898
8	46.663	+0.322	10:25:47.561
9	49.552	+3.211	10:26:37.113
10	46.904	+0.563	10:27:24.017
11	55.252	+8.911	10:28:19.269

Runde	Rundenzeit	Diff.	Tageszeit
5	47.548	+1.207	10:23:23.097
6	46.341		10:24:09.438
7	51.460	+5.119	10:25:00.898
8	46.663	+0.322	10:25:47.561
9	49.552	+3.211	10:26:37.113
10	46.904	+0.563	10:27:24.017
11	55.252	+8.911	10:28:19.269

(507) Christopher Gröbmair

1	48.462	+2.864	10:20:28.607
2	47.581	+1.983	10:21:16.188
3	46.507	+0.909	10:22:02.695
4	46.174	+0.576	10:22:48.869
5	45.932	+0.334	10:23:34.801
6	45.822	+0.224	10:24:20.623
7	46.216	+0.618	10:25:06.839
8	45.776	+0.178	10:25:52.615
9	45.598		10:26:38.213
10	46.251	+0.653	10:27:24.464
11	47.451	+1.853	10:28:11.915
12	46.251	+0.653	10:28:58.166

(517) Sebastian Neuburger

1	47.654	+2.033	10:20:09.912
2	47.803	+2.182	10:20:57.715
3	47.079	+1.458	10:21:44.794
4	46.213	+0.592	10:22:31.007
5	46.058	+0.437	10:23:17.065
6	46.432	+0.811	10:24:03.497
7	45.621		10:24:49.118
8	47.028	+1.407	10:25:36.146

(509) Lucas Ayrton Mauron

1	46.924	+1.253	10:20:25.572
2	46.933	+1.262	10:21:12.505
3	46.192	+0.521	10:21:58.697
4	46.215	+0.544	10:22:44.912
5	45.826	+0.155	10:23:30.738
6	45.967	+0.296	10:24:16.705
7	45.822	+0.151	10:25:02.527
8	45.671		10:25:48.198
9	45.780	+0.109	10:26:33.978
10	46.202	+0.531	10:27:20.180
11	46.333	+0.662	10:28:06.513
12	46.040	+0.369	10:28:52.553

(510) Philipp Bartos

1	47.726	+1.488	10:20:16.055
2	47.509	+1.271	10:21:03.564
3	46.669	+0.431	10:21:50.233
4	46.714	+0.476	10:22:36.947
5	46.480	+0.242	10:23:23.427
6	46.238		10:24:09.665
7	46.767	+0.529	10:24:56.432
8	46.313	+0.075	10:25:42.745
9	47.149	+0.911	10:26:29.894
10	47.027	+0.789	10:27:16.921
11	47.561	+1.323	10:28:04.482
12	48.595	+2.357	10:28:53.077

(512) Alexander Böken

1	47.626	+1.285	10:20:11.383
2	47.234	+0.893	10:20:58.617
3	46.980	+0.639	10:21:45.597
4	49.952	+3.611	10:22:35.549

Zeitnahmekommissar & Auswertung: Monika Riehmers www.camp-company.de

Orbits

Rennleiter: Reinhard Tropp

Rennsekretär: Ute Bimber

Aushang:

Uhr

Unterschrift RL:

Unterschrift ZK:

www.mylaps.com

Lizenziert für Camp Company GmbH



Rotax Max Challenge Ampfing

Junior-World

Ampfing 1,063 Km

Startaufstellung Prefinale

03.07.2011 13:50

Rennen (16 Runden)

10	510 19	512 20
9	517 17	509 18
8	506 15	507 16
7	522 13	518 14
6	521 11	501 12
5	514 9	523 10
4	519 7	504 8
3	505 5	524 6
2	502 3	508 4
1	520 1	503 2

POLE POSITION 1





Rotax Max Challenge Ampfing

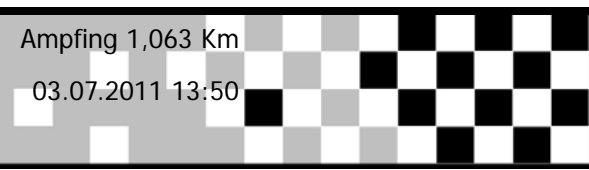
Junior-World

Ampfing 1,063 Km

Prefinale

03.07.2011 13:50

Rennen (16 Runden) gestartet um 13:52:08



Pos.	St.Nr.	Name	* Wohnort	Fabrikat	Bewerber/Sponsor	Rnd.	Gesamtzeit	Diff.	Ø km/h	Beste Zeit	km/h
1	520	Nico Müller	GER-Kelberg	Intrepid	Intrepid Force Rotax/	16	12:15.601		83,236	45.568	83,980
2	503	Moritz Oberheim	GER-Schermbach	Energy	MSC Langenfeld e.V./	16	12:15.707	0.106	83,224	45.591	83,938
3	508	Christopher Dreyspring	GER-Schwarzenbruck	Energy	Jedi Racingteam/	16	12:15.961	0.360	83,196	45.450	84,198
4	505	Luka Kamali	GER-Alten-Buseck	CRG	/KV Oppenrod e.V.	16	12:17.849	2.248	82,983	45.732	83,679
5	524	Lukas Wenig	GER-Langewiesen	M-Tec	Nintendo Team Scheider/	16	12:17.920	2.319	82,975	45.605	83,912
6	504	Florian Wiesinger	AUT-Geboltskirchen	M-Tec	M-Tec Racing/	16	12:18.074	2.473	82,958	45.566	83,984
7	502	Max Dittrich	GER-Stuttgart	Energy	Jedi Racingteam/	16	12:18.331	2.730	82,929	45.660	83,811
8	501	Moritz Kremer	GER-Wächtersbach	Intrepid	MSC Wittgenborn/	16	12:18.512	2.911	82,908	45.604	83,914
9	514	Felix Kohl	GER-Gorxheimertal	M-Tec	Nintendo Team Scheider/	16	12:19.635	4.034	82,782	45.577	83,963
10	523	Mike Vaessen	GER-Schleiden	Energy	Jedi Racingteam/	16	12:19.960	4.359	82,746	45.571	83,974
11	507	Christopher Gröbmair	GER-Dietramszell	CRG		16	12:21.168	5.567	82,611	45.645	83,838
12	521	Thomas Preining	AUT-Linz	Gillard	MSC Rottenegg/	16	12:22.392	6.791	82,475	45.644	83,840
13	506	Anna-Lisa Dreyspring	GER-Schwarzenbruck	Energy	Jedi Racingteam/	16	12:24.169	8.568	82,278	45.643	83,842
14	517	Sebastian Neuburger	GER-Ulm	CRG	UMC Ulm/	16	12:27.346	11.745	81,928	45.931	83,316
15	509	Lucas Ayrton Mauron	SUI-Abtwil /CH	Birel	Baral Racing/	16	12:27.571	11.970	81,904	45.878	83,413
16	518	Fabian Eisinger	GER-Hockenheim	Energy	Jedi Racingteam/	16	12:30.969	15.368	81,533	45.850	83,463
17	522	Ricardo Adler	GER-Oranienburg	Haase	DMV Team Tom Tech/	16	12:34.006	18.405	81,205	46.100	83,011
18	519	Mathis Eschenberg	GER-Brake	Energy	GN Motorsport GmbH/	16	12:38.863	23.262	80,685	45.651	83,827
19	510	Philipp Bartos	AUT-Laa an der Thaya	M-Tec		16	12:44.281	28.680	80,113	46.799	81,771
Nicht Klassifiziert											
DNF	512	Alexander Böken	GER-Sabershausen	Intrepid		2	1:39.540	DNF	76,890	46.811	81,750

Bemerkungen

DMSB Reg.-Nr.: 125/11
 Ergebnis vorbehaltlich technischer Nachuntersuchung
 Gestartet: 20 Gewertet: 20 nicht Gewertet: 0
 Start-Nr.521 +3sec Zeitstrafe (Rennleiterentscheidung)
 Start-Nr.519 +20sec Zeitstrafe (Rennleiterentscheidung)

Vorsprung	Ø km/h	Beste Rundenzeit	km/h	Beste Runde von
0.106	83,236	45.450	84,198	508 - Christopher Dreyspring

Zeitnahmekommissar & Auswertung: Monika Riehmers www.camp-company.de Orbits

Rennleiter: Reinhard Tropp Rennsekretär: Ute Bimber
 Aushang: Uhr www.mylaps.com
 Unterschrift RL: Unterschrift ZK: Lizensiert für Camp Company GmbH
 Gedruckt: 03.07.2011 14:10:30

Rotax Max Challenge Ampfing

Junior-World

Ampfing 1,063 Km

Prefinale

03.07.2011 13:50

Rennen (16 Runden) gestartet um 13:52:08

Runde	Rundenzeit	Diff.	Tageszeit
(520) Nico Müller			
1	47.490	+1.922	13:52:55.567
2	46.405	+0.837	13:53:41.972
3	46.202	+0.634	13:54:28.174
4	46.006	+0.438	13:55:14.180
5	45.837	+0.269	13:56:00.017
6	46.035	+0.467	13:56:46.052
7	45.746	+0.178	13:57:31.798
8	46.183	+0.615	13:58:17.981
9	45.737	+0.169	13:59:03.718
10	45.776	+0.208	13:59:49.494
11	45.761	+0.193	14:00:35.255
12	45.810	+0.242	14:01:21.065
13	45.653	+0.085	14:02:06.718
14	45.568		14:02:52.286
15	45.587	+0.019	14:03:37.873
16	45.805	+0.237	14:04:23.678

Runde	Rundenzeit	Diff.	Tageszeit
(503) Moritz Oberheim			
1	47.763	+2.172	13:52:55.922
2	46.391	+0.800	13:53:42.313
3	46.032	+0.441	13:54:28.345
4	46.211	+0.620	13:55:14.556
5	45.933	+0.342	13:56:00.489
6	45.712	+0.121	13:56:46.201
7	45.888	+0.297	13:57:32.089
8	46.047	+0.456	13:58:18.136
9	45.747	+0.156	13:59:03.883
10	45.813	+0.222	13:59:49.696
11	45.838	+0.247	14:00:35.534
12	45.720	+0.129	14:01:21.254
13	45.689	+0.098	14:02:06.943
14	45.634	+0.043	14:02:52.577
15	45.591		14:03:38.168
16	45.616	+0.025	14:04:23.784

Runde	Rundenzeit	Diff.	Tageszeit
(508) Christopher Dreyspring			
1	48.007	+2.557	13:52:56.394
2	46.208	+0.758	13:53:42.602
3	45.955	+0.505	13:54:28.557
4	46.214	+0.764	13:55:14.771
5	45.894	+0.444	13:56:00.665
6	45.956	+0.506	13:56:46.621
7	45.737	+0.287	13:57:32.358
8	46.417	+0.967	13:58:18.775
9	46.112	+0.662	13:59:04.887
10	45.676	+0.226	13:59:50.563
11	45.700	+0.250	14:00:36.263
12	45.662	+0.212	14:01:21.925
13	45.521	+0.071	14:02:07.446
14	45.468	+0.018	14:02:52.914
15	45.450		14:03:38.364
16	45.674	+0.224	14:04:24.038

Runde	Rundenzeit	Diff.	Tageszeit
(505) Luka Kamali			
1	48.175	+2.443	13:52:56.706
2	46.498	+0.766	13:53:43.204
3	46.059	+0.327	13:54:29.263
4	46.097	+0.365	13:55:15.360
5	46.046	+0.314	13:56:01.406
6	45.878	+0.146	13:56:47.284
7	46.150	+0.418	13:57:33.434
8	45.765	+0.033	13:58:19.199
9	45.959	+0.227	13:59:05.158
10	45.755	+0.023	13:59:50.913

Runde	Rundenzeit	Diff.	Tageszeit
11	45.794	+0.062	14:00:36.707
12	45.863	+0.131	14:01:22.570
13	45.838	+0.106	14:02:08.408
14	45.901	+0.169	14:02:54.309
15	45.732		14:03:40.041
16	45.885	+0.153	14:04:25.926

Runde	Rundenzeit	Diff.	Tageszeit
(524) Lukas Wenig			
1	48.938	+3.333	13:52:57.502
2	46.330	+0.725	13:53:43.832
3	46.223	+0.618	13:54:30.055
4	46.181	+0.576	13:55:16.236
5	45.912	+0.307	13:56:02.148
6	45.940	+0.335	13:56:48.088
7	45.764	+0.159	13:57:33.852
8	45.605		13:58:19.457
9	45.999	+0.394	13:59:05.456
10	45.827	+0.222	13:59:51.283
11	45.751	+0.146	14:00:37.034
12	45.737	+0.132	14:01:22.771
13	45.968	+0.363	14:02:08.739
14	45.818	+0.213	14:02:54.557
15	45.638	+0.033	14:03:40.195
16	45.802	+0.197	14:04:25.997

Runde	Rundenzeit	Diff.	Tageszeit
(504) Florian Wiesinger			
1	49.194	+3.628	13:52:57.880
2	46.458	+0.892	13:53:44.338
3	46.150	+0.584	13:54:30.488
4	45.931	+0.365	13:55:16.419
5	45.971	+0.405	13:56:02.390
6	46.000	+0.434	13:56:48.390
7	45.637	+0.071	13:57:34.027
8	45.668	+0.102	13:58:19.695
9	46.111	+0.545	13:59:05.806
10	45.688	+0.122	13:59:51.494
11	45.926	+0.360	14:00:37.420
12	45.566		14:01:22.986
13	45.964	+0.398	14:02:08.950
14	45.817	+0.251	14:02:54.767
15	45.607	+0.041	14:03:40.374
16	45.777	+0.211	14:04:26.151

Runde	Rundenzeit	Diff.	Tageszeit
(502) Max Dittrich			
1	47.835	+2.175	13:52:56.170
2	46.742	+1.082	13:53:42.912
3	45.956	+0.296	13:54:28.868
4	46.166	+0.506	13:55:15.034
5	45.952	+0.292	13:56:00.986
6	45.854	+0.194	13:56:46.840
7	45.827	+0.167	13:57:32.667
8	46.011	+0.351	13:58:18.678
9	46.345	+0.685	13:59:05.023
10	46.124	+0.464	13:59:51.147
11	46.561	+0.901	14:00:37.708
12	45.666	+0.006	14:01:23.374
13	45.829	+0.169	14:02:09.203
14	45.770	+0.110	14:02:54.973
15	45.660		14:03:40.633
16	45.775	+0.115	14:04:26.408

Runde	Rundenzeit	Diff.	Tageszeit
(501) Moritz Kremer			
1	49.322	+3.718	13:52:58.230
2	46.373	+0.769	13:53:44.603
3	46.497	+0.893	13:54:31.100
4	45.793	+0.189	13:55:16.893

Runde	Rundenzeit	Diff.	Tageszeit
5	45.944	+0.340	13:56:02.837
6	45.939	+0.335	13:56:48.776
7	45.859	+0.255	13:57:34.635
8	45.963	+0.359	13:58:20.598
9	45.615	+0.011	13:59:06.213
10	45.819	+0.215	13:59:52.032
11	46.039	+0.435	14:00:38.071
12	45.604		14:01:23.675
13	45.743	+0.139	14:02:09.418
14	45.882	+0.278	14:02:55.300
15	45.642	+0.038	14:03:40.942
16	45.647	+0.043	14:04:26.589

Runde	Rundenzeit	Diff.	Tageszeit
(519) Mathis Eschenberg			
1	48.391	+2.740	13:52:57.030
2	46.375	+0.724	13:53:43.405
3	46.141	+0.490	13:54:29.546
4	46.634	+0.983	13:55:16.180
5	46.412	+0.761	13:56:02.592
6	46.010	+0.359	13:56:48.602
7	45.829	+0.178	13:57:34.431
8	45.705	+0.054	13:58:20.136
9	45.828	+0.177	13:59:05.964
10	45.778	+0.127	13:59:51.742
11	46.218	+0.567	14:00:37.960
12	46.171	+0.520	14:01:24.131
13	45.716	+0.065	14:02:09.847
14	45.651		14:02:55.498
15	45.702	+0.051	14:03:41.200
16	45.740	+0.089	14:04:26.940

Runde	Rundenzeit	Diff.	Tageszeit
(514) Felix Kohl			
1	49.734	+4.157	13:52:58.622
2	46.516	+0.939	13:53:45.138
3	46.563	+0.986	13:54:31.701
4	45.998	+0.421	13:55:17.699
5	46.025	+0.448	13:56:03.724
6	45.959	+0.382	13:56:49.683
7	46.362	+0.785	13:57:36.045
8	45.740	+0.163	13:58:21.785
9	45.839	+0.262	13:59:07.624
10	45.655	+0.078	13:59:53.279
11	45.626	+0.049	14:00:38.905
12	45.917	+0.340	14:01:24.822
13	45.577		14:02:10.399
14	45.615	+0.038	14:02:56.014
15	45.653	+0.076	14:03:41.667
16	46.045	+0.468	14:04:27.712

Runde	Rundenzeit	Diff.	Tageszeit
(523) Mike Vaessen			
1	49.510	+3.939	13:52:58.321
2	46.536	+0.965	13:53:44.857
3	46.436	+0.865	13:54:31.293
4	46.149	+0.578	13:55:17.442
5	45.925	+0.354	13:56:03.367
6	46.383	+0.812	13:56:49.750
7	46.623	+1.052	13:57:36.373
8	45.906	+0.335	13:58:22.279
9	45.896	+0.325	13:59:08.175
10	45.680	+0.109	13:59:53.855
11	45.592	+0.021	14:00:39.447
12	45.822	+0.251	14:01:25.269
13	45.750	+0.179	14:02:11.019
14	45.765	+0.194	14:02:56.784
15	45.571		14:03:42.355
16	45.682	+0.111	14:04:28.037

Rotax Max Challenge Ampfing

Junior-World

Ampfing 1,063 Km

Prefinale

03.07.2011 13:50

Rennen (16 Runden) gestartet um 13:52:08

Runde	Rundenzeit	Diff.	Tageszeit
(507) Christopher Gröbmair			
1	50.040	+4.395	13:52:59.241
2	46.391	+0.746	13:53:45.632
3	46.364	+0.719	13:54:31.996
4	46.236	+0.591	13:55:18.232
5	46.064	+0.419	13:56:04.296
6	46.032	+0.387	13:56:50.328
7	46.453	+0.808	13:57:36.781
8	45.841	+0.196	13:58:22.622
9	45.951	+0.306	13:59:08.573
10	45.721	+0.076	13:59:54.294
11	45.827	+0.182	14:00:40.121
12	45.874	+0.229	14:01:25.995
13	45.645		14:02:11.640
14	45.948	+0.303	14:02:57.588
15	45.861	+0.216	14:03:43.449
16	45.796	+0.151	14:04:29.245

Runde	Rundenzeit	Diff.	Tageszeit
(521) Thomas Preining			
1	48.791	+3.147	13:52:57.706
2	46.379	+0.735	13:53:44.085
3	46.744	+1.100	13:54:30.829
4	45.946	+0.302	13:55:16.775
5	46.317	+0.673	13:56:03.092
6	45.901	+0.257	13:56:48.993
7	45.827	+0.183	13:57:34.820
8	45.804	+0.160	13:58:20.624
9	45.863	+0.219	13:59:06.487
10	45.960	+0.316	13:59:52.447
11	45.772	+0.128	14:00:38.219
12	46.157	+0.513	14:01:24.376
13	45.644		14:02:10.020
14	45.669	+0.025	14:02:55.689
15	45.751	+0.107	14:03:41.440
16	46.029	+0.385	14:04:27.469

Runde	Rundenzeit	Diff.	Tageszeit
(506) Anna-Lisa Dreyspring			
1	53.383	+7.740	13:53:02.662
2	46.443	+0.800	13:53:49.105
3	45.957	+0.314	13:54:35.062
4	46.216	+0.573	13:55:21.278
5	46.215	+0.572	13:56:07.493
6	46.135	+0.492	13:56:53.628
7	46.118	+0.475	13:57:39.746
8	46.045	+0.402	13:58:25.791
9	45.913	+0.270	13:59:11.704
10	45.949	+0.306	13:59:57.653
11	45.842	+0.199	14:00:43.495
12	45.829	+0.186	14:01:29.324
13	45.957	+0.314	14:02:15.281
14	45.652	+0.009	14:03:00.933
15	45.670	+0.027	14:03:46.603
16	45.643		14:04:32.246

Runde	Rundenzeit	Diff.	Tageszeit
(517) Sebastian Neuburger			
1	51.791	+5.860	13:53:01.239
2	46.718	+0.787	13:53:47.957
3	46.601	+0.670	13:54:34.558
4	46.627	+0.696	13:55:21.185
5	46.522	+0.591	13:56:07.707
6	46.328	+0.397	13:56:54.035
7	46.109	+0.178	13:57:40.144
8	45.954	+0.023	13:58:26.098
9	45.964	+0.033	13:59:12.062
10	45.961	+0.030	13:59:58.023

Runde	Rundenzeit	Diff.	Tageszeit
11	45.931		14:00:43.954
12	46.032	+0.101	14:01:29.986
13	46.180	+0.249	14:02:16.166
14	46.421	+0.490	14:03:02.587
15	46.438	+0.507	14:03:49.025
16	46.398	+0.467	14:04:35.423

Runde	Rundenzeit	Diff.	Tageszeit
(509) Lucas Ayrton Mauron			
1	53.640	+7.762	13:53:02.948
2	46.750	+0.872	13:53:49.698
3	46.215	+0.337	13:54:35.913
4	46.179	+0.301	13:55:22.092
5	46.323	+0.445	13:56:08.415
6	46.100	+0.222	13:56:54.515
7	46.269	+0.391	13:57:40.784
8	46.078	+0.200	13:58:26.862
9	46.074	+0.196	13:59:12.936
10	46.212	+0.334	13:59:59.148
11	46.025	+0.147	14:00:45.173
12	46.006	+0.128	14:01:31.179
13	46.281	+0.403	14:02:17.460
14	46.009	+0.131	14:03:03.469
15	45.878		14:03:49.347
16	46.301	+0.423	14:04:35.648

Runde	Rundenzeit	Diff.	Tageszeit
(518) Fabian Eisinger			
1	57.441	+11.591	13:53:06.463
2	46.348	+0.498	13:53:52.811
3	47.104	+1.254	13:54:39.915
4	46.325	+0.475	13:55:26.240
5	46.459	+0.609	13:56:12.699
6	46.359	+0.509	13:56:59.058
7	46.130	+0.280	13:57:45.188
8	46.035	+0.185	13:58:31.223
9	45.952	+0.102	13:59:17.175
10	45.932	+0.082	14:00:03.107
11	45.934	+0.084	14:00:49.041
12	46.191	+0.341	14:01:35.232
13	45.850		14:02:21.082
14	45.885	+0.035	14:03:06.967
15	46.029	+0.179	14:03:52.996
16	46.050	+0.200	14:04:39.046

Runde	Rundenzeit	Diff.	Tageszeit
(522) Ricardo Adler			
1	56.687	+10.587	13:53:05.867
2	46.569	+0.469	13:53:52.436
3	47.194	+1.094	13:54:39.630
4	46.296	+0.196	13:55:25.926
5	46.915	+0.815	13:56:12.841
6	46.300	+0.200	13:56:59.141
7	46.524	+0.424	13:57:45.665
8	46.183	+0.083	13:58:31.848
9	46.265	+0.165	13:59:18.113
10	46.210	+0.110	14:00:04.323
11	46.341	+0.241	14:00:50.664
12	46.338	+0.238	14:01:37.002
13	46.100		14:02:23.102
14	46.293	+0.193	14:03:09.395
15	46.157	+0.057	14:03:55.552
16	46.531	+0.431	14:04:42.083

Runde	Rundenzeit	Diff.	Tageszeit
(510) Philipp Bartos			
1	50.508	+3.709	13:53:00.348
2	46.816	+0.017	13:53:47.164
3	53.751	+6.952	13:54:40.915
4	46.952	+0.153	13:55:27.867



Rotax Max Challenge Ampfing

Junior-World

Ampfing 1,063 Km

Startaufstellung Finale

03.07.2011 17:30

Rennen (17 Runden)

10	510 19	512 20
9	522 17	519 18
8	509 15	518 16
7	506 13	517 14
6	507 11	521 12
5	514 9	523 10
4	502 7	501 8
3	524 5	504 6
2	508 3	505 4
1	520 1	503 2

POLE POSITION 1



Zeitnahmekommissar & Auswertung: Monika Riehmers www.camp-company.de

Orbits

Rennleiter: Reinhard Tropp

Rennsekretär: Ute Bimber

Aushang:

Uhr

Unterschrift RL:

Unterschrift ZK:

www.mylaps.com

Lizenziert für Camp Company GmbH



Rotax Max Challenge Ampfing


Junior-World

Ampfing 1,063 Km

Finale

03.07.2011 17:30

Rennen (15 Runden) gestartet um 17:24:32



Pos.	St.Nr.	Name	* Wohnort	Fabrikat	Bewerber/Sponsor	Rnd.	Gesamtzeit	Diff.	Ø km/h	Beste Zeit	km/h
1	503	Moritz Oberheim	GER-Schermbeck	Energy	MSC Langenfeld e.V./	15	15:28.011		61,855	1:01.138	62,593
2	504	Florian Wiesinger	AUT-Geboltskirchen	M-Tec	M-Tec Racing/	15	15:30.428	2.417	61,694	1:01.407	62,319
3	520	Nico Müller	GER-Kelberg	Intrepid	Intrepid Force Rotax/	15	15:31.487	3.476	61,624	1:01.330	62,397
4	524	Lukas Wenig	GER-Langewiesen	M-Tec	Nintendo Team Scheider/	15	15:44.124	16.113	60,799	1:02.044	61,679
5	501	Moritz Kremer	GER-Wächtersbach	Intrepid	MSC Wittgenborn/	15	15:46.536	18.525	60,644	1:02.433	61,295
6	518	Fabian Eisinger	GER-Hockenheim	Energy	Jedi Racingteam/	15	15:48.407	20.396	60,525	1:01.996	61,727
7	505	Luka Kamali	GER-Alten-Buseck	CRG	/KV Oppenrod e.V.	15	15:48.546	20.535	60,516	1:02.218	61,506
8	502	Max Dittrich	GER-Stuttgart	Energy	Jedi Racingteam/	15	15:49.302	21.291	60,468	1:01.894	61,828
9	521	Thomas Preining	AUT-Linz	Gillard	MSC Rotteneegg/	15	15:56.268	28.257	60,027	1:02.197	61,527
10	508	Christopher Dreyspring	GER-Schwarzenbruck	Energy	Jedi Racingteam/	15	15:56.962	28.951	59,984	1:02.710	61,024
11	519	Mathis Eschenberg	GER-Brake	Energy	GN Motorsport GmbH/	15	15:58.190	30.179	59,907	1:02.431	61,296
12	523	Mike Vaessen	GER-Schleiden	Energy	Jedi Racingteam/	15	16:05.071	37.060	59,480	1:03.127	60,621
13	514	Felix Kohl	GER-Gorxheimertal	M-Tec	Nintendo Team Scheider/	15	16:05.752	37.741	59,438	1:03.147	60,601
14	509	Lucas Ayrton Mauron	SUI-Abtwil /CH	Birel	Baral Racing/	15	16:14.828	46.817	58,884	1:03.966	59,826
15	506	Anna-Lisa Dreyspring	GER-Schwarzenbruck	Energy	Jedi Racingteam/	15	16:14.992	46.981	58,874	1:03.835	59,948
16	507	Christopher Gröbmair	GER-Dietramszell	CRG		15	16:17.117	49.106	58,746	1:03.721	60,056
17	522	Ricardo Adler	GER-Oranienburg	Haase	DMV Team Tom Tech/	15	16:17.372	49.361	58,731	1:03.618	60,153
18	517	Sebastian Neuburger	GER-Ulm	CRG	UMC Ulm/	15	16:24.614	56.603	58,299	1:03.353	60,404
19	510	Philipp Bartos	AUT-Laa an der Thaya	M-Tec		15	16:28.249	1:00.238	58,085	1:03.646	60,126

Bemerkungen

DMSB Reg.-Nr.: 125/11

Ergebnis vorbehaltlich technischer Nachuntersuchung

Gestartet: 19 Gewertet: 19 nicht Gewertet: 0

Vorsprung	Ø km/h	Beste Rundenzeit	km/h	Beste Runde von
2.417	61,855	1:01.138	62,593	503 - Moritz Oberheim

Zeitnahmekommissar & Auswertung: Monika Riehmers www.camp-company.de

Orbits

Rennleiter: Reinhard Tropp Rennsekretär: Ute Bimber

Aushang: Uhr

www.mylaps.com

Unterschrift RL: Unterschrift ZK:

Lizensiert für Camp Company GmbH

Rotax Max Challenge Ampfing


Junior-World

Ampfing 1,063 Km

Finale

03.07.2011 17:30

Rennen (15 Runden) gestartet um 17:24:32



Runde	Rundenzeit	Diff.	Tageszeit
(503) Moritz Oberheim			
1	1:04.220	+3.082	17:25:36.807
2	1:02.152	+1.014	17:26:38.959
3	1:01.964	+0.826	17:27:40.923
4	1:01.541	+0.403	17:28:42.464
5	1:01.792	+0.654	17:29:44.256
6	1:01.910	+0.772	17:30:46.166
7	1:02.107	+0.969	17:31:48.273
8	1:01.588	+0.450	17:32:49.861
9	1:01.974	+0.836	17:33:51.835
10	1:01.664	+0.526	17:34:53.499
11	1:01.638	+0.500	17:35:55.137
12	1:01.580	+0.442	17:36:56.717
13	1:01.242	+0.104	17:37:57.959
14	1:01.405	+0.267	17:38:59.364
15	1:01.138		17:40:00.502
(504) Florian Wiesinger			
1	1:03.219	+1.812	17:25:36.237
2	1:03.126	+1.719	17:26:39.363
3	1:02.207	+0.800	17:27:41.570
4	1:02.279	+0.872	17:28:43.849
5	1:01.948	+0.541	17:29:45.797
6	1:01.851	+0.444	17:30:47.648
7	1:01.665	+0.258	17:31:49.313
8	1:01.712	+0.305	17:32:51.025
9	1:01.882	+0.475	17:33:52.907
10	1:01.617	+0.210	17:34:54.524
11	1:01.698	+0.291	17:35:56.222
12	1:01.407		17:36:57.629
13	1:01.674	+0.267	17:37:59.303
14	1:01.822	+0.415	17:39:01.125
15	1:01.794	+0.387	17:40:02.919
(520) Nico Müller			
1	1:02.914	+1.584	17:25:35.405
2	1:02.770	+1.440	17:26:38.175
3	1:03.394	+2.064	17:27:41.569
4	1:02.914	+1.584	17:28:44.483
5	1:02.210	+0.880	17:29:46.693
6	1:01.824	+0.494	17:30:48.517
7	1:01.907	+0.577	17:31:50.424
8	1:01.692	+0.362	17:32:52.116
9	1:01.637	+0.307	17:33:53.753
10	1:01.600	+0.270	17:34:55.353
11	1:01.627	+0.297	17:35:56.980
12	1:01.752	+0.422	17:36:58.732
13	1:01.330		17:38:00.062
14	1:02.192	+0.862	17:39:02.254
15	1:01.724	+0.394	17:40:03.978
(524) Lukas Wenig			
1	1:07.323	+5.279	17:25:40.518
2	1:03.396	+1.352	17:26:43.914
3	1:04.376	+2.332	17:27:48.290
4	1:02.587	+0.543	17:28:50.877
5	1:02.634	+0.590	17:29:53.511
6	1:03.012	+0.968	17:30:56.523
7	1:02.512	+0.468	17:31:59.035
8	1:02.044		17:33:01.079
9	1:02.258	+0.214	17:34:03.337
10	1:02.242	+0.198	17:35:05.579
11	1:02.177	+0.133	17:36:07.756
12	1:02.225	+0.181	17:37:09.981
13	1:02.131	+0.087	17:38:12.112

Runde	Rundenzeit	Diff.	Tageszeit
14	1:02.195	+0.151	17:39:14.307
15	1:02.308	+0.264	17:40:16.615
(501) Moritz Kremer			
1	1:04.764	+2.331	17:25:37.961
2	1:03.696	+1.263	17:26:41.657
3	1:03.410	+0.977	17:27:45.067
4	1:02.803	+0.370	17:28:47.870
5	1:02.742	+0.309	17:29:50.612
6	1:02.984	+0.551	17:30:53.596
7	1:02.433		17:31:56.029
8	1:02.564	+0.131	17:32:58.593
9	1:03.070	+0.637	17:34:01.663
10	1:03.230	+0.797	17:35:04.893
11	1:02.999	+0.566	17:36:07.892
12	1:02.834	+0.401	17:37:10.726
13	1:02.849	+0.416	17:38:13.575
14	1:02.814	+0.381	17:39:16.389
15	1:02.638	+0.205	17:40:19.027
(518) Fabian Eisinger			
1	1:05.936	+3.940	17:25:40.664
2	1:04.215	+2.219	17:26:44.879
3	1:04.163	+2.167	17:27:49.042
4	1:03.728	+1.732	17:28:52.770
5	1:03.110	+1.114	17:29:55.880
6	1:03.076	+1.080	17:30:58.956
7	1:04.047	+2.051	17:32:03.003
8	1:02.192	+0.196	17:33:05.195
9	1:02.088	+0.092	17:34:07.283
10	1:02.276	+0.280	17:35:09.559
11	1:02.254	+0.258	17:36:11.813
12	1:02.237	+0.241	17:37:14.050
13	1:02.169	+0.173	17:38:16.219
14	1:02.683	+0.687	17:39:18.902
15	1:01.996		17:40:20.898
(505) Luka Kamali			
1	1:04.700	+2.482	17:25:37.460
2	1:03.101	+0.883	17:26:40.561
3	1:03.275	+1.057	17:27:43.836
4	1:02.990	+0.772	17:28:46.826
5	1:03.024	+0.806	17:29:49.850
6	1:02.719	+0.501	17:30:52.569
7	1:02.508	+0.290	17:31:55.077
8	1:02.431	+0.213	17:32:57.508
9	1:02.404	+0.186	17:33:59.912
10	1:02.931	+0.713	17:35:02.843
11	1:02.537	+0.319	17:36:05.380
12	1:02.218		17:37:07.598
13	1:02.454	+0.236	17:38:10.052
14	1:07.877	+5.659	17:39:17.929
15	1:03.108	+0.890	17:40:21.037
(502) Max Dittrich			
1	1:07.596	+5.702	17:25:41.670
2	1:05.066	+3.172	17:26:46.736
3	1:03.678	+1.784	17:27:50.414
4	1:03.226	+1.332	17:28:53.640
5	1:03.224	+1.330	17:29:56.864
6	1:02.935	+1.041	17:30:59.799
7	1:03.506	+1.612	17:32:03.305
8	1:02.450	+0.556	17:33:05.755
9	1:03.217	+1.323	17:34:08.972
10	1:02.236	+0.342	17:35:11.208
11	1:01.995	+0.101	17:36:13.203

Runde	Rundenzeit	Diff.	Tageszeit
12	1:01.894		17:37:15.097
13	1:01.909	+0.015	17:38:17.006
14	1:02.423	+0.529	17:39:19.429
15	1:02.364	+0.470	17:40:21.793
(521) Thomas Preining			
1	1:06.566	+4.369	17:25:40.210
2	1:04.079	+1.882	17:26:44.289
3	1:04.799	+2.602	17:27:49.088
4	1:03.231	+1.034	17:28:52.319
5	1:03.097	+0.900	17:29:55.416
6	1:03.701	+1.504	17:30:59.117
7	1:09.867	+7.670	17:32:08.984
8	1:02.530	+0.333	17:33:11.514
9	1:02.350	+0.153	17:34:13.864
10	1:02.390	+0.193	17:35:16.254
11	1:02.323	+0.126	17:36:18.577
12	1:02.197		17:37:20.774
13	1:02.516	+0.319	17:38:23.290
14	1:03.065	+0.868	17:39:26.355
15	1:02.404	+0.207	17:40:28.759
(508) Christopher Dreyspring			
1	1:08.572	+5.862	17:25:41.240
2	1:05.172	+2.462	17:26:46.412
3	1:04.999	+2.289	17:27:51.411
4	1:03.350	+0.640	17:28:54.761
5	1:03.473	+0.763	17:29:58.234
6	1:03.240	+0.530	17:31:01.474
7	1:02.710		17:32:04.184
8	1:02.800	+0.090	17:33:06.984
9	1:03.102	+0.392	17:34:10.086
10	1:02.882	+0.172	17:35:12.968
11	1:02.842	+0.132	17:36:15.810
12	1:03.548	+0.838	17:37:19.358
13	1:03.310	+0.600	17:38:22.668
14	1:03.639	+0.929	17:39:26.307
15	1:03.146	+0.436	17:40:29.453
(519) Mathis Eschenberg			
1	1:06.450	+4.019	17:25:42.117
2	1:05.131	+2.700	17:26:47.248
3	1:05.278	+2.847	17:27:52.526
4	1:04.361	+1.930	17:28:56.887
5	1:03.197	+0.766	17:30:00.084
6	1:03.337	+0.906	17:31:03.421
7	1:02.821	+0.390	17:32:06.242
8	1:02.878	+0.447	17:33:09.120
9	1:02.998	+0.567	17:34:12.118
10	1:02.431		17:35:14.549
11	1:02.452	+0.021	17:36:17.001
12	1:02.824	+0.393	17:37:19.825
13	1:03.478	+1.047	17:38:23.303
14	1:03.487	+1.056	17:39:26.790
15	1:03.891	+1.460	17:40:30.681
(523) Mike Vaessen			
1	1:05.823	+2.696	17:25:39.258
2	1:03.640	+0.513	17:26:42.898
3	1:03.609	+0.482	17:27:46.507
4	1:03.744	+0.617	17:28:50.251
5	1:03.913	+0.786	17:29:54.164
6	1:04.040	+0.913	17:30:58.204
7	1:03.422	+0.295	17:32:01.626
8	1:03.668	+0.541	17:33:05.294
9	1:03.763	+0.636	17:34:09.057

Rotax Max Challenge Ampfing

Junior-World

Ampfing 1,063 Km

Finale

03.07.2011 17:30

Rennen (15 Runden) gestartet um 17:24:32

Runde	Rundenzeit	Diff.	Tageszeit
10	1:03.127		17:35:12.184
11	1:03.448	+0.321	17:36:15.632
12	1:03.747	+0.620	17:37:19.379
13	1:03.375	+0.248	17:38:22.754
14	1:11.247	+8.120	17:39:34.001
15	1:03.561	+0.434	17:40:37.562

(514) Felix Kohl

1	1:08.592	+5.445	17:25:42.968
2	1:04.543	+1.396	17:26:47.511
3	1:04.651	+1.504	17:27:52.162
4	1:05.192	+2.045	17:28:57.354
5	1:03.835	+0.688	17:30:01.189
6	1:03.188	+0.041	17:31:04.377
7	1:03.668	+0.521	17:32:08.045
8	1:03.591	+0.444	17:33:11.636
9	1:04.272	+1.125	17:34:15.908
10	1:03.954	+0.807	17:35:19.862
11	1:03.355	+0.208	17:36:23.217
12	1:03.147		17:37:26.364
13	1:03.971	+0.824	17:38:30.335
14	1:03.936	+0.789	17:39:34.271
15	1:03.972	+0.825	17:40:38.243

(509) Lucas Ayrton Mauron

1	1:10.033	+6.067	17:25:45.259
2	1:04.519	+0.553	17:26:49.778
3	1:04.089	+0.123	17:27:53.867
4	1:04.532	+0.566	17:28:58.399
5	1:03.966		17:30:02.365
6	1:04.250	+0.284	17:31:06.615
7	1:04.236	+0.270	17:32:10.851
8	1:04.135	+0.169	17:33:14.986
9	1:04.761	+0.795	17:34:19.747
10	1:04.389	+0.423	17:35:24.136
11	1:04.300	+0.334	17:36:28.436
12	1:03.988	+0.022	17:37:32.424
13	1:05.245	+1.279	17:38:37.669
14	1:04.794	+0.828	17:39:42.463
15	1:04.856	+0.890	17:40:47.319

(506) Anna-Lisa Dreyspring

1	1:08.909	+5.074	17:25:44.095
2	1:05.172	+1.337	17:26:49.267
3	1:05.222	+1.387	17:27:54.489
4	1:04.331	+0.496	17:28:58.820
5	1:04.366	+0.531	17:30:03.186
6	1:03.972	+0.137	17:31:07.158
7	1:04.274	+0.439	17:32:11.432
8	1:03.835		17:33:15.267
9	1:04.866	+1.031	17:34:20.133
10	1:04.372	+0.537	17:35:24.505
11	1:04.742	+0.907	17:36:29.247
12	1:03.849	+0.014	17:37:33.096
13	1:04.462	+0.627	17:38:37.558
14	1:05.273	+1.438	17:39:42.831
15	1:04.652	+0.817	17:40:47.483

(507) Christopher Gröbmair

1	1:07.599	+3.878	17:25:42.360
2	1:06.232	+2.511	17:26:48.592
3	1:06.340	+2.619	17:27:54.932
4	1:05.576	+1.855	17:29:00.508
5	1:04.950	+1.229	17:30:05.458
6	1:04.897	+1.176	17:31:10.355
7	1:04.632	+0.911	17:32:14.987

Runde	Rundenzeit	Diff.	Tageszeit
8	1:03.928	+0.207	17:33:18.915
9	1:04.084	+0.363	17:34:22.999
10	1:04.335	+0.614	17:35:27.334
11	1:04.845	+1.124	17:36:32.179
12	1:03.721		17:37:35.900
13	1:04.242	+0.521	17:38:40.142
14	1:04.584	+0.863	17:39:44.726
15	1:04.882	+1.161	17:40:49.608

(522) Ricardo Adler

1	1:07.569	+3.951	17:25:43.660
2	1:06.883	+3.265	17:26:50.543
3	1:05.131	+1.513	17:27:55.674
4	1:05.398	+1.780	17:29:01.072
5	1:06.319	+2.701	17:30:07.391
6	1:04.531	+0.913	17:31:11.922
7	1:04.542	+0.924	17:32:16.464
8	1:04.366	+0.748	17:33:20.830
9	1:04.491	+0.873	17:34:25.321
10	1:04.513	+0.895	17:35:29.834
11	1:04.475	+0.857	17:36:34.309
12	1:03.939	+0.321	17:37:38.248
13	1:03.618		17:38:41.866
14	1:03.746	+0.128	17:39:45.612
15	1:04.251	+0.633	17:40:49.863

(517) Sebastian Neuburger

1	1:06.862	+3.509	17:25:40.997
2	1:14.297	+10.944	17:26:55.294
3	1:04.724	+1.371	17:28:00.018
4	1:04.300	+0.947	17:29:04.318
5	1:04.813	+1.460	17:30:09.131
6	1:08.783	+5.430	17:31:17.914
7	1:04.143	+0.790	17:32:22.057
8	1:04.477	+1.124	17:33:26.534
9	1:04.114	+0.761	17:34:30.648
10	1:04.999	+1.646	17:35:35.647
11	1:03.353		17:36:39.000
12	1:03.785	+0.432	17:37:42.785
13	1:05.023	+1.670	17:38:47.808
14	1:04.766	+1.413	17:39:52.574
15	1:04.531	+1.178	17:40:57.105

(510) Philipp Bartos

1	1:09.803	+6.157	17:25:46.233
2	1:06.728	+3.082	17:26:52.961
3	1:04.087	+0.441	17:27:57.048
4	1:04.293	+0.647	17:29:01.341
5	1:08.492	+4.846	17:30:09.833
6	1:08.629	+4.983	17:31:18.462
7	1:04.065	+0.419	17:32:22.527
8	1:04.422	+0.776	17:33:26.949
9	1:03.882	+0.236	17:34:30.831
10	1:05.037	+1.391	17:35:35.868
11	1:03.984	+0.338	17:36:39.852
12	1:03.737	+0.091	17:37:43.589
13	1:04.472	+0.826	17:38:48.061
14	1:09.033	+5.387	17:39:57.094
15	1:03.646		17:41:00.740