



TAG Challenge International

IAME X30 Seniors & Masters

Salbris / France 1,495 Km

NON QUALIFYING PRACTICE 1 even numbers

2011-04-22 13:30

Practice (10:00 Time) started at 13:30:40

| Pos | No. | Name | Nat. | Chassis | Race Team | Laps | Best Tm | Diff | Gap In Lap | km/h |
|-----|-----|-------------------------|------|-------------|--------------------|------|----------|-------|------------|----------|
| 1 | 234 | Javier Rodelas Castillo | ESP | Energy | Energy Spain SL | 7 | 1:04.251 | | | 7 83,765 |
| 2 | 250 | Romain Mange | FRA | Mirage | OKS | 8 | 1:04.258 | 0.007 | 0.007 | 8 83,756 |
| 3 | 232 | Jeoffrey Rouchy | FRA | Mirage | OKS | 8 | 1:04.392 | 0.141 | 0.134 | 8 83,582 |
| 4 | 240 | Adrian Lafille | FRA | Alpha | Alpha Karting | 8 | 1:04.416 | 0.165 | 0.024 | 6 83,551 |
| 5 | 222 | Sebastien Pastorek | FRA | Energy | Team Jarousse | 8 | 1:04.420 | 0.169 | 0.004 | 8 83,545 |
| 6 | 224 | Ignasi Calero Yanez | ESP | Energy | Energy Spain SL | 7 | 1:04.439 | 0.188 | 0.019 | 4 83,521 |
| 7 | 218 | Andrea Suau | FRA | Tonykart | Suau Racing Kart | 8 | 1:04.448 | 0.197 | 0.009 | 8 83,509 |
| 8 | 214 | Jeremy Peclers | BEL | Kosmic | RSD Karting | 9 | 1:04.520 | 0.269 | 0.072 | 9 83,416 |
| 9 | 212 | Martin Vanhove | BEL | Intrepid | Eurokarting | 8 | 1:04.540 | 0.289 | 0.020 | 6 83,390 |
| 10 | 248 | Cedric Pernet | FRA | FA | Team Pernet Racing | 7 | 1:04.560 | 0.309 | 0.020 | 5 83,364 |
| 11 | 238 | Nicolas Amiel | FRA | Alpha | Alpha Karting | 9 | 1:04.570 | 0.319 | 0.010 | 5 83,351 |
| 12 | 252 | Laurent Absologne | BEL | | | 8 | 1:04.738 | 0.487 | 0.168 | 4 83,135 |
| 13 | 246 | Pierre Henri Janicaud | FRA | Energy | MP Racing Kart | 6 | 1:04.780 | 0.529 | 0.042 | 3 83,081 |
| 14 | 230 | Hakim Le Bon | FRA | Kosmic/Tony | Team Le Bon | 9 | 1:04.838 | 0.587 | 0.058 | 8 83,007 |
| 15 | 236 | Nicolas Perez | FRA | Alpha | Alpha Karting | 8 | 1:05.093 | 0.842 | 0.255 | 4 82,682 |
| 16 | 244 | Dominik Siegenthaler | SUI | Tonykart | Wenker Racing | 9 | 1:05.189 | 0.938 | 0.096 | 7 82,560 |
| 17 | 228 | Giacomo Rossi | ITA | Zanardi | | 9 | 1:05.673 | 1.422 | 0.484 | 6 81,951 |
| 18 | 414 | Mario Barrios | PER | Gillard | PDB Racing Team | 9 | 1:05.731 | 1.480 | 0.058 | 7 81,879 |
| 19 | 416 | Christophe Simonaggio | FRA | Alpha | Alpha Karting | 9 | 1:05.739 | 1.488 | 0.008 | 9 81,869 |
| 20 | 412 | Philippe Pecheny | BEL | DR | Eurokarting.be | 9 | 1:05.874 | 1.623 | 0.135 | 7 81,701 |
| 21 | 216 | Joffrey De Narda | FRA | Kosmic | Ideal Kart | 3 | 1:06.546 | 2.295 | 0.672 | 2 80,876 |
| 22 | 220 | Samantha Debrosavljevic | AUT | Zanardi | Chiesa Corsa | 5 | 1:06.737 | 2.486 | 0.191 | 4 80,645 |

TAG Challenge International

IAME X30 Seniors & Masters

Salbris / France 1,495 Km

NON QUALIFYING PRACTICE 1 even numbers

2011-04-22 13:30

Practice (10:00 Time) started at 13:30:40

| Lap | Lap Tm | Diff | Time of Day |
|--------------------------------------|-----------------|---------|--------------|
| (234) Javier Rodelas Castillo | | | |
| 1 | 1:04.722 | +0.471 | 13:32:45.043 |
| 2 | 1:04.637 | +0.386 | 13:33:49.680 |
| 3 | 1:04.354 | +0.103 | 13:34:54.034 |
| 4 | 1:04.339 | +0.088 | 13:35:58.373 |
| 5 | 2:01.832 | +57.581 | 13:38:00.205 |
| 6 | 1:05.113 | +0.862 | 13:39:05.318 |
| 7 | 1:04.251 | | 13:40:09.569 |
| (250) Romain Mange | | | |
| 1 | 1:05.104 | +0.846 | 13:32:45.632 |
| 2 | 1:04.834 | +0.576 | 13:33:50.466 |
| 3 | 1:04.643 | +0.385 | 13:34:55.109 |
| 4 | 1:46.411 | +42.153 | 13:36:41.520 |
| 5 | 1:05.300 | +1.042 | 13:37:46.820 |
| 6 | 1:04.371 | +0.113 | 13:38:51.191 |
| 7 | 1:04.503 | +0.245 | 13:39:55.694 |
| 8 | 1:04.258 | | 13:40:59.952 |
| (232) Jeffrey Rouchy | | | |
| 1 | 1:07.264 | +2.872 | 13:31:54.767 |
| 2 | 1:05.006 | +0.614 | 13:32:59.773 |
| 3 | 1:04.825 | +0.433 | 13:34:04.598 |
| 4 | 1:04.557 | +0.165 | 13:35:09.155 |
| 5 | 1:04.755 | +0.363 | 13:36:13.910 |
| 6 | 1:54.369 | +49.977 | 13:38:08.279 |
| 7 | 1:09.310 | +4.918 | 13:39:17.589 |
| 8 | 1:04.392 | | 13:40:21.981 |
| (240) Adrian Lafille | | | |
| 1 | 1:08.153 | +3.737 | 13:32:53.015 |
| 2 | 1:06.291 | +1.875 | 13:33:59.306 |
| 3 | 1:04.779 | +0.363 | 13:35:04.085 |
| 4 | 1:04.471 | +0.055 | 13:36:08.556 |
| 5 | 1:05.323 | +0.907 | 13:37:13.879 |
| 6 | 1:04.416 | | 13:38:18.295 |
| 7 | 1:04.582 | +0.166 | 13:39:22.877 |
| 8 | 1:04.683 | +0.267 | 13:40:27.560 |
| (222) Sebastien Pastorek | | | |
| 1 | 1:05.344 | +0.924 | 13:32:52.248 |
| 2 | 1:05.033 | +0.613 | 13:33:57.281 |
| 3 | 1:05.563 | +1.143 | 13:35:02.844 |
| 4 | 1:04.556 | +0.136 | 13:36:07.400 |
| 5 | 1:04.512 | +0.092 | 13:37:11.912 |
| 6 | 1:04.596 | +0.176 | 13:38:16.508 |
| 7 | 1:04.741 | +0.321 | 13:39:21.249 |
| 8 | 1:04.420 | | 13:40:25.669 |
| (224) Ignasi Calero Yanez | | | |
| 1 | 1:05.255 | +0.816 | 13:32:53.227 |
| 2 | 1:05.197 | +0.758 | 13:33:58.424 |
| 3 | 1:04.923 | +0.484 | 13:35:03.347 |
| 4 | 1:04.439 | | 13:36:07.786 |
| 5 | 1:04.559 | +0.120 | 13:37:12.345 |
| 6 | 1:04.689 | +0.250 | 13:38:17.034 |
| 7 | 1:04.791 | +0.352 | 13:39:21.825 |
| (218) Andrea Suau | | | |
| 1 | 1:05.449 | +1.001 | 13:32:45.475 |
| 2 | 1:05.385 | +0.937 | 13:33:50.860 |
| 3 | 1:04.680 | +0.232 | 13:34:55.540 |
| 4 | 1:04.868 | +0.420 | 13:36:00.408 |
| 5 | 1:04.493 | +0.045 | 13:37:04.901 |
| 6 | 1:04.646 | +0.198 | 13:38:09.547 |

| Lap | Lap Tm | Diff | Time of Day |
|------------------------------------|-----------------|-----------|--------------|
| 7 | 1:09.475 | +5.027 | 13:39:19.022 |
| 8 | 1:04.448 | | 13:40:23.470 |
| (214) Jeremy Peclers | | | |
| 1 | 1:08.577 | +4.057 | 13:31:50.718 |
| 2 | 1:05.294 | +0.774 | 13:32:56.012 |
| 3 | 1:04.783 | +0.263 | 13:34:00.795 |
| 4 | 1:05.005 | +0.485 | 13:35:05.800 |
| 5 | 1:04.528 | +0.008 | 13:36:10.328 |
| 6 | 1:04.630 | +0.110 | 13:37:14.958 |
| 7 | 1:04.547 | +0.027 | 13:38:19.505 |
| 8 | 1:04.576 | +0.056 | 13:39:24.081 |
| 9 | 1:04.520 | | 13:40:28.601 |
| (212) Martin Vanhove | | | |
| 1 | 1:05.468 | +0.928 | 13:32:46.491 |
| 2 | 1:04.913 | +0.373 | 13:33:51.404 |
| 3 | 1:04.749 | +0.209 | 13:34:56.153 |
| 4 | 1:05.579 | +1.039 | 13:36:01.732 |
| 5 | 1:04.733 | +0.193 | 13:37:06.465 |
| 6 | 1:04.540 | | 13:38:11.005 |
| 7 | 1:05.233 | +0.693 | 13:39:16.238 |
| 8 | 1:04.596 | +0.056 | 13:40:20.834 |
| (248) Cedric Pernet | | | |
| 1 | 1:05.897 | +1.337 | 13:32:46.695 |
| 2 | 1:05.045 | +0.485 | 13:33:51.740 |
| 3 | 1:04.647 | +0.087 | 13:34:56.387 |
| 4 | 1:05.147 | +0.587 | 13:36:01.534 |
| 5 | 1:04.560 | | 13:37:06.094 |
| 6 | 1:04.586 | +0.026 | 13:38:10.680 |
| 7 | 1:05.199 | +0.639 | 13:39:15.879 |
| (238) Nicolas Amiel | | | |
| 1 | 1:10.945 | +6.375 | 13:31:59.844 |
| 2 | 1:08.514 | +3.944 | 13:33:08.358 |
| 3 | 1:07.685 | +3.115 | 13:34:16.043 |
| 4 | 1:05.590 | +1.020 | 13:35:21.633 |
| 5 | 1:04.570 | | 13:36:26.203 |
| 6 | 1:04.861 | +0.291 | 13:37:31.064 |
| 7 | 1:05.030 | +0.460 | 13:38:36.094 |
| 8 | 1:04.613 | +0.043 | 13:39:40.707 |
| 9 | 1:04.781 | +0.211 | 13:40:45.488 |
| (252) Laurent Absolgne | | | |
| 1 | 1:06.008 | +1.270 | 13:32:51.118 |
| 2 | 1:05.795 | +1.057 | 13:33:56.913 |
| 3 | 1:06.659 | +1.921 | 13:35:03.572 |
| 4 | 1:04.738 | | 13:36:08.310 |
| 5 | 1:06.121 | +1.383 | 13:37:14.431 |
| 6 | 1:04.934 | +0.196 | 13:38:19.365 |
| 7 | 1:05.285 | +0.547 | 13:39:24.650 |
| 8 | 1:05.186 | +0.448 | 13:40:29.836 |
| (246) Pierre Henri Janicaud | | | |
| 1 | 1:05.239 | +0.459 | 13:32:51.633 |
| 2 | 1:05.015 | +0.235 | 13:33:56.648 |
| 3 | 1:04.780 | | 13:35:01.428 |
| 4 | 1:04.897 | +0.117 | 13:36:06.325 |
| 5 | 3:15.413 | +2:10.633 | 13:39:21.738 |
| 6 | 1:06.615 | +1.835 | 13:40:28.353 |
| (230) Hakim Le Bon | | | |
| 1 | 1:07.887 | +3.049 | 13:32:03.807 |
| 2 | 1:05.891 | +1.053 | 13:33:09.698 |
| 3 | 1:05.250 | +0.412 | 13:34:14.948 |

| Lap | Lap Tm | Diff | Time of Day |
|------------------------------------|-----------------|---------|--------------|
| 4 | 1:05.009 | +0.171 | 13:35:19.957 |
| 5 | 1:05.015 | +0.177 | 13:36:24.972 |
| 6 | 1:05.111 | +0.273 | 13:37:30.083 |
| 7 | 1:05.067 | +0.229 | 13:38:35.150 |
| 8 | 1:04.838 | | 13:39:39.988 |
| 9 | 1:05.172 | +0.334 | 13:40:45.160 |
| (236) Nicolas Perez | | | |
| 1 | 1:09.336 | +4.243 | 13:33:04.352 |
| 2 | 1:06.698 | +1.605 | 13:34:11.050 |
| 3 | 1:05.545 | +0.452 | 13:35:16.595 |
| 4 | 1:05.093 | | 13:36:21.688 |
| 5 | 1:05.166 | +0.073 | 13:37:26.854 |
| 6 | 1:09.854 | +4.761 | 13:38:36.708 |
| 7 | 1:06.142 | +1.049 | 13:39:42.850 |
| 8 | 1:05.447 | +0.354 | 13:40:48.297 |
| (244) Dominik Siegenthaler | | | |
| 1 | 1:07.538 | +2.349 | 13:31:48.802 |
| 2 | 1:06.111 | +0.922 | 13:32:54.913 |
| 3 | 1:05.783 | +0.594 | 13:34:00.696 |
| 4 | 1:06.201 | +1.012 | 13:35:06.897 |
| 5 | 1:05.385 | +0.196 | 13:36:12.282 |
| 6 | 1:05.377 | +0.188 | 13:37:17.659 |
| 7 | 1:05.189 | | 13:38:22.848 |
| 8 | 1:05.260 | +0.071 | 13:39:28.108 |
| 9 | 1:05.455 | +0.266 | 13:40:33.563 |
| (228) Giacomo Rossi | | | |
| 1 | 1:07.483 | +1.810 | 13:31:48.385 |
| 2 | 1:06.077 | +0.404 | 13:32:54.462 |
| 3 | 1:05.902 | +0.229 | 13:34:00.364 |
| 4 | 1:06.319 | +0.646 | 13:35:06.683 |
| 5 | 1:06.118 | +0.445 | 13:36:12.801 |
| 6 | 1:05.673 | | 13:37:18.474 |
| 7 | 1:05.786 | +0.113 | 13:38:24.260 |
| 8 | 1:06.223 | +0.550 | 13:39:30.483 |
| 9 | 1:05.986 | +0.313 | 13:40:36.469 |
| (414) Mario Barrios | | | |
| 1 | 1:18.020 | +12.289 | 13:32:05.962 |
| 2 | 1:10.889 | +5.158 | 13:33:16.851 |
| 3 | 1:06.320 | +0.589 | 13:34:23.171 |
| 4 | 1:06.277 | +0.546 | 13:35:29.448 |
| 5 | 1:06.044 | +0.313 | 13:36:35.492 |
| 6 | 1:05.890 | +0.159 | 13:37:41.382 |
| 7 | 1:05.731 | | 13:38:47.113 |
| 8 | 1:05.985 | +0.254 | 13:39:53.098 |
| 9 | 1:10.215 | +4.484 | 13:41:03.313 |
| (416) Christophe Simonaggio | | | |
| 1 | 1:15.046 | +9.307 | 13:32:04.905 |
| 2 | 1:10.109 | +4.370 | 13:33:15.014 |
| 3 | 1:08.875 | +3.136 | 13:34:23.889 |
| 4 | 1:07.006 | +1.267 | 13:35:30.895 |
| 5 | 1:06.636 | +0.897 | 13:36:37.531 |
| 6 | 1:06.273 | +0.534 | 13:37:43.804 |
| 7 | 1:05.897 | +0.158 | 13:38:49.701 |
| 8 | 1:06.430 | +0.691 | 13:39:56.131 |
| 9 | 1:05.739 | | 13:41:01.870 |
| (412) Philippe Pecheny | | | |
| 1 | 1:10.380 | +4.506 | 13:31:57.331 |
| 2 | 1:06.591 | +0.717 | 13:33:03.922 |
| 3 | 1:06.769 | +0.895 | 13:34:10.691 |
| 4 | 1:06.494 | +0.620 | 13:35:17.185 |

Timekeeping Ingrid and Meik Wagner:

Clerk of the course William Watte:

www.mylaps.com

Steward (Chairman) Olivier Stevny:

Scrutineer Francois Lauer:

Licensed to: Motorsport Events



TAG Challenge International

IAME X30 Seniors & Masters

Salbris / France 1,495 Km

NON QUALIFYING PRACTICE 1 even numbers

2011-04-22 13:30

Practice (10:00 Time) started at 13:30:40

| Lap | Lap Tm | Diff | Time of Day |
|-----|-----------------|--------|--------------|
| 5 | 1:06.692 | +0.818 | 13:36:23.877 |
| 6 | 1:06.513 | +0.639 | 13:37:30.390 |
| 7 | 1:05.874 | | 13:38:36.264 |
| 8 | 1:06.493 | +0.619 | 13:39:42.757 |
| 9 | 1:06.564 | +0.690 | 13:40:49.321 |

(216) Joffrey De Narda

| | | | |
|---|-----------------|---------|--------------|
| 1 | 1:47.677 | +41.131 | 13:32:41.298 |
| 2 | 1:06.546 | | 13:33:47.844 |
| 3 | 1:07.001 | +0.455 | 13:34:54.845 |

(220) Samantha Debrosavljevic

| | | | |
|---|-----------------|--------|--------------|
| 1 | 1:07.454 | +0.717 | 13:32:52.014 |
| 2 | 1:07.818 | +1.081 | 13:33:59.832 |
| 3 | 1:07.644 | +0.907 | 13:35:07.476 |
| 4 | 1:06.737 | | 13:36:14.213 |
| 5 | 1:06.919 | +0.182 | 13:37:21.132 |

| Lap | Lap Tm | Diff | Time of Day |
|-----|--------|------|-------------|
|-----|--------|------|-------------|

| Lap | Lap Tm | Diff | Time of Day |
|-----|--------|------|-------------|
|-----|--------|------|-------------|



TAG Challenge International

IAME X30 Seniors & Masters

Salbris / France 1,495 Km

NON QUALIFYING PRACTICE 1 odd numbers

2011-04-22 13:45

Practice (10:00 Time) started at 13:45:01

| Pos | No. | Name | Nat. | Chassis | Race Team | Laps | Best Tm | Diff | Gap In Lap | km/h |
|-----|-----|----------------------|------|-----------|---------------------|------|----------|-------|------------|----------|
| 1 | 249 | Cedric Magnet | FRA | Intrepid | Magnet | 9 | 1:04.200 | | | 7 83,832 |
| 2 | 225 | Steven Lesca | FRA | Tonykart | Karting Passion | 9 | 1:04.220 | 0.020 | 0.020 | 8 83,806 |
| 3 | 217 | Johan Bourassin | FRA | Tonykart | | 9 | 1:04.441 | 0.241 | 0.221 | 8 83,518 |
| 4 | 213 | Edouard Chevalier | BEL | DR | Eurokarting | 9 | 1:04.474 | 0.274 | 0.033 | 7 83,476 |
| 5 | 243 | Lorenzo Vailati | ITA | Tonykart | To Win Racing Team | 9 | 1:04.493 | 0.293 | 0.019 | 9 83,451 |
| 6 | 251 | Loris Aroumougom | FRA | Techno | Techno | 7 | 1:04.495 | 0.295 | 0.002 | 5 83,448 |
| 7 | 223 | David Villanueva | ESP | Energy | Energy Spain SL | 9 | 1:04.520 | 0.320 | 0.025 | 8 83,416 |
| 8 | 237 | Paulo Jorge Mendes | POR | | Twinsport Import | 9 | 1:04.534 | 0.334 | 0.014 | 5 83,398 |
| 9 | 215 | Quentin Rongier | FRA | Tonykart | Suau Racing Kart | 9 | 1:04.598 | 0.398 | 0.064 | 8 83,315 |
| 10 | 241 | Brice Zyto | FRA | FA Kart | Braun Racing | 8 | 1:04.605 | 0.405 | 0.007 | 8 83,306 |
| 11 | 229 | John Barbe | FRA | Tecno | JBCompetition | 8 | 1:04.841 | 0.641 | 0.236 | 6 83,003 |
| 12 | 239 | Mikael Vidal | FRA | Birel | WRS | 6 | 1:04.850 | 0.650 | 0.009 | 5 82,992 |
| 13 | 235 | Sebastien Le Gleuher | FRA | FA | Braun Racing | 8 | 1:04.857 | 0.657 | 0.007 | 8 82,983 |
| 14 | 231 | Gregoire Perocheau | FRA | Tony Kart | | 9 | 1:04.876 | 0.676 | 0.019 | 8 82,958 |
| 15 | 219 | Jeremy Lopes | FRA | Tonykart | Suau Racing Kart | 9 | 1:04.893 | 0.693 | 0.017 | 7 82,937 |
| 16 | 233 | Patrick Meister | GER | Top-Kart | Berner Kart Sport | 8 | 1:04.937 | 0.737 | 0.044 | 8 82,880 |
| 17 | 415 | Luc Levfevre | BEL | Kosmic | RSD Karting | 9 | 1:05.087 | 0.887 | 0.150 | 8 82,689 |
| 18 | 417 | Ludovic Breton | FRA | Kosmic | Ideal Kart | 7 | 1:05.198 | 0.998 | 0.111 | 6 82,549 |
| 19 | 245 | Antonin Bourgin | FRA | Merlin | Bourgin/WRS | 9 | 1:05.245 | 1.045 | 0.047 | 8 82,489 |
| 20 | 211 | Dennis Menze | GER | TBA | H & R Spezialfedern | 9 | 1:05.537 | 1.337 | 0.292 | 9 82,122 |
| 21 | 411 | Luca Blasi | BEL | DR | Eurokarting.be | 9 | 1:06.451 | 2.251 | 0.914 | 9 80,992 |

Timekeeping Ingrid and Meik Wagner:

Clerk of the course William Watte:

www.mylaps.com

Steward (Chairman) Olivier Steveny:

Scrutineer Francois Lauer:

Licensed to: Motorsport Events

TAG Challenge International

IAME X30 Seniors & Masters

Salbris / France 1,495 Km

NON QUALIFYING PRACTICE 1 odd numbers

2011-04-22 13:45

Practice (10:00 Time) started at 13:45:01

| Lap | Lap Tm | Diff | Time of Day |
|----------------------------|-----------------|---------|--------------|
| <u>(249) Cedric Magnet</u> | | | |
| 1 | 1:05.554 | +1.354 | 13:46:47.536 |
| 2 | 1:04.588 | +0.388 | 13:47:52.124 |
| 3 | 1:04.427 | +0.227 | 13:48:56.551 |
| 4 | 1:04.642 | +0.442 | 13:50:01.193 |
| 5 | 1:04.534 | +0.334 | 13:51:05.727 |
| 6 | 1:04.588 | +0.388 | 13:52:10.315 |
| 7 | 1:04.200 | | 13:53:14.515 |
| 8 | 1:34.891 | +30.691 | 13:54:49.406 |
| 9 | 1:05.066 | +0.866 | 13:55:54.472 |

| Lap | Lap Tm | Diff | Time of Day |
|---------------------------|-----------------|--------|--------------|
| <u>(225) Steven Lesca</u> | | | |
| 1 | 1:07.353 | +3.133 | 13:46:38.705 |
| 2 | 1:05.192 | +0.972 | 13:47:43.897 |
| 3 | 1:04.637 | +0.417 | 13:48:48.534 |
| 4 | 1:04.439 | +0.219 | 13:49:52.973 |
| 5 | 1:04.257 | +0.037 | 13:50:57.230 |
| 6 | 1:04.407 | +0.187 | 13:52:01.637 |
| 7 | 1:04.235 | +0.015 | 13:53:05.872 |
| 8 | 1:04.220 | | 13:54:10.092 |
| 9 | 1:04.233 | +0.013 | 13:55:14.325 |

| Lap | Lap Tm | Diff | Time of Day |
|------------------------------|-----------------|--------|--------------|
| <u>(217) Johan Bourassin</u> | | | |
| 1 | 1:06.968 | +2.527 | 13:46:44.719 |
| 2 | 1:05.495 | +1.054 | 13:47:50.214 |
| 3 | 1:05.206 | +0.765 | 13:48:55.420 |
| 4 | 1:05.183 | +0.742 | 13:50:00.603 |
| 5 | 1:05.345 | +0.904 | 13:51:05.948 |
| 6 | 1:04.973 | +0.532 | 13:52:10.921 |
| 7 | 1:04.482 | +0.041 | 13:53:15.403 |
| 8 | 1:04.441 | | 13:54:19.844 |
| 9 | 1:04.796 | +0.355 | 13:55:24.640 |

| Lap | Lap Tm | Diff | Time of Day |
|--------------------------------|-----------------|--------|--------------|
| <u>(213) Edouard Chevalier</u> | | | |
| 1 | 1:06.680 | +2.206 | 13:46:41.399 |
| 2 | 1:06.868 | +2.394 | 13:47:48.267 |
| 3 | 1:05.361 | +0.887 | 13:48:53.628 |
| 4 | 1:05.233 | +0.759 | 13:49:58.861 |
| 5 | 1:04.755 | +0.281 | 13:51:03.616 |
| 6 | 1:04.785 | +0.311 | 13:52:08.401 |
| 7 | 1:04.474 | | 13:53:12.875 |
| 8 | 1:04.859 | +0.385 | 13:54:17.734 |
| 9 | 1:05.489 | +1.015 | 13:55:23.223 |

| Lap | Lap Tm | Diff | Time of Day |
|------------------------------|-----------------|--------|--------------|
| <u>(243) Lorenzo Vailati</u> | | | |
| 1 | 1:06.936 | +2.443 | 13:46:39.471 |
| 2 | 1:04.822 | +0.329 | 13:47:44.293 |
| 3 | 1:05.430 | +0.937 | 13:48:49.723 |
| 4 | 1:06.418 | +1.925 | 13:49:56.141 |
| 5 | 1:05.173 | +0.680 | 13:51:01.314 |
| 6 | 1:04.784 | +0.291 | 13:52:06.098 |
| 7 | 1:04.582 | +0.089 | 13:53:10.680 |
| 8 | 1:04.594 | +0.101 | 13:54:15.274 |
| 9 | 1:04.493 | | 13:55:19.767 |

| Lap | Lap Tm | Diff | Time of Day |
|-------------------------------|-----------------|--------|--------------|
| <u>(251) Loris Aroumougom</u> | | | |
| 1 | 1:05.768 | +1.273 | 13:46:48.208 |
| 2 | 1:04.684 | +0.189 | 13:47:52.892 |
| 3 | 1:04.512 | +0.017 | 13:48:57.404 |
| 4 | 1:04.520 | +0.025 | 13:50:01.924 |
| 5 | 1:04.495 | | 13:51:06.419 |
| 6 | 1:05.103 | +0.608 | 13:52:11.522 |
| 7 | 1:04.745 | +0.250 | 13:53:16.267 |

| Lap | Lap Tm | Diff | Time of Day |
|-------------------------------|--------|------|-------------|
| <u>(223) David Villanueva</u> | | | |

| Lap | Lap Tm | Diff | Time of Day |
|-----|-----------------|--------|--------------|
| 1 | 1:05.903 | +1.383 | 13:46:42.817 |
| 2 | 1:04.937 | +0.417 | 13:47:47.754 |
| 3 | 1:05.176 | +0.656 | 13:48:52.930 |
| 4 | 1:08.523 | +4.003 | 13:50:01.453 |
| 5 | 1:04.637 | +0.117 | 13:51:06.090 |
| 6 | 1:06.203 | +1.683 | 13:52:12.293 |
| 7 | 1:04.718 | +0.198 | 13:53:17.011 |
| 8 | 1:04.520 | | 13:54:21.531 |
| 9 | 1:04.937 | +0.417 | 13:55:26.468 |

| Lap | Lap Tm | Diff | Time of Day |
|---------------------------------|-----------------|--------|--------------|
| <u>(237) Paulo Jorge Mendes</u> | | | |
| 1 | 1:06.671 | +2.137 | 13:46:38.387 |
| 2 | 1:05.247 | +0.713 | 13:47:43.634 |
| 3 | 1:05.839 | +1.305 | 13:48:49.473 |
| 4 | 1:04.889 | +0.355 | 13:49:54.362 |
| 5 | 1:04.534 | | 13:50:58.896 |
| 6 | 1:04.579 | +0.045 | 13:52:03.475 |
| 7 | 1:04.584 | +0.050 | 13:53:08.059 |
| 8 | 1:04.759 | +0.225 | 13:54:12.818 |
| 9 | 1:04.818 | +0.284 | 13:55:17.636 |

| Lap | Lap Tm | Diff | Time of Day |
|------------------------------|-----------------|--------|--------------|
| <u>(215) Quentin Rongier</u> | | | |
| 1 | 1:07.957 | +3.359 | 13:46:41.276 |
| 2 | 1:05.735 | +1.137 | 13:47:47.011 |
| 3 | 1:05.102 | +0.504 | 13:48:52.113 |
| 4 | 1:04.838 | +0.240 | 13:49:56.951 |
| 5 | 1:04.950 | +0.352 | 13:51:01.901 |
| 6 | 1:04.854 | +0.256 | 13:52:06.755 |
| 7 | 1:04.760 | +0.162 | 13:53:11.515 |
| 8 | 1:04.598 | | 13:54:16.113 |
| 9 | 1:04.667 | +0.069 | 13:55:20.780 |

| Lap | Lap Tm | Diff | Time of Day |
|-------------------------|-----------------|---------|--------------|
| <u>(241) Brice Zyto</u> | | | |
| 1 | 1:06.514 | +1.909 | 13:46:42.423 |
| 2 | 1:05.226 | +0.621 | 13:47:47.649 |
| 3 | 1:05.677 | +1.072 | 13:48:53.326 |
| 4 | 1:04.787 | +0.182 | 13:49:58.113 |
| 5 | 1:05.022 | +0.417 | 13:51:03.135 |
| 6 | 1:48.005 | +43.400 | 13:52:51.140 |
| 7 | 1:05.490 | +0.885 | 13:53:56.630 |
| 8 | 1:04.605 | | 13:55:01.235 |

| Lap | Lap Tm | Diff | Time of Day |
|-------------------------|-----------------|---------|--------------|
| <u>(229) John Barbe</u> | | | |
| 1 | 1:07.864 | +3.023 | 13:46:49.215 |
| 2 | 1:05.322 | +0.481 | 13:47:54.537 |
| 3 | 1:04.935 | +0.094 | 13:48:59.472 |
| 4 | 1:55.670 | +50.829 | 13:50:55.142 |
| 5 | 1:07.002 | +2.161 | 13:52:02.144 |
| 6 | 1:04.841 | | 13:53:06.985 |
| 7 | 1:04.942 | +0.101 | 13:54:11.927 |
| 8 | 1:04.874 | +0.033 | 13:55:16.801 |

| Lap | Lap Tm | Diff | Time of Day |
|---------------------------|-----------------|--------|--------------|
| <u>(239) Mikael Vidal</u> | | | |
| 1 | 1:06.829 | +1.979 | 13:46:54.333 |
| 2 | 1:05.376 | +0.526 | 13:47:59.709 |
| 3 | 1:04.967 | +0.117 | 13:49:04.676 |
| 4 | 1:04.887 | +0.037 | 13:50:09.563 |
| 5 | 1:04.850 | | 13:51:14.413 |
| 6 | 1:05.005 | +0.155 | 13:52:19.418 |

| Lap | Lap Tm | Diff | Time of Day |
|-----------------------------------|----------|--------|--------------|
| <u>(235) Sebastien Le Gleuher</u> | | | |
| 1 | 1:07.059 | +2.202 | 13:46:39.763 |
| 2 | 1:05.053 | +0.196 | 13:47:44.816 |
| 3 | 1:05.478 | +0.621 | 13:48:50.294 |
| 4 | 1:05.477 | +0.620 | 13:49:55.771 |
| 5 | 1:04.949 | +0.092 | 13:51:00.720 |

| Lap | Lap Tm | Diff | Time of Day |
|-----|-----------------|-----------|--------------|
| 6 | 2:22.797 | +1:17.940 | 13:53:23.517 |
| 7 | 1:05.767 | +0.910 | 13:54:29.284 |
| 8 | 1:04.857 | | 13:55:34.141 |

| Lap | Lap Tm | Diff | Time of Day |
|---------------------------------|-----------------|--------|--------------|
| <u>(231) Gregoire Perocheau</u> | | | |
| 1 | 1:06.250 | +1.374 | 13:46:41.704 |
| 2 | 1:05.751 | +0.875 | 13:47:47.455 |
| 3 | 1:05.372 | +0.496 | 13:48:52.827 |
| 4 | 1:04.949 | +0.073 | 13:49:57.776 |
| 5 | 1:05.596 | +0.720 | 13:51:03.372 |
| 6 | 1:04.967 | +0.091 | 13:52:08.339 |
| 7 | 1:05.133 | +0.257 | 13:53:13.472 |
| 8 | 1:04.876 | | 13:54:18.348 |
| 9 | 1:05.518 | +0.642 | 13:55:23.866 |

| Lap | Lap Tm | Diff | Time of Day |
|---------------------------|-----------------|--------|--------------|
| <u>(219) Jeremy Lopes</u> | | | |
| 1 | 1:07.166 | +2.273 | 13:46:41.139 |
| 2 | 1:06.161 | +1.268 | 13:47:47.300 |
| 3 | 1:05.282 | +0.389 | 13:48:52.582 |
| 4 | 1:05.004 | +0.111 | 13:49:57.586 |
| 5 | 1:05.142 | +0.249 | 13:51:02.728 |
| 6 | 1:04.982 | +0.089 | 13:52:07.710 |
| 7 | 1:04.893 | | 13:53:12.603 |
| 8 | 1:05.563 | +0.670 | 13:54:18.166 |
| 9 | 1:06.051 | +1.158 | 13:55:24.217 |

| Lap | Lap Tm | Diff | Time of Day |
|------------------------------|-----------------|--------|--------------|
| <u>(233) Patrick Meister</u> | | | |
| 1 | 1:06.479 | +1.542 | 13:46:40.719 |
| 2 | 1:05.198 | +0.261 | 13:47:45.917 |
| 3 | 1:05.455 | +0.518 | 13:48:51.372 |
| 4 | 1:05.140 | +0.203 | 13:49:56.512 |
| 5 | 1:05.093 | +0.156 | 13:51:01.605 |
| 6 | 1:05.489 | +0.552 | 13:52:07.094 |
| 7 | 1:05.133 | +0.196 | 13:53:12.227 |
| 8 | 1:04.937 | | 13:54:17.164 |

| Lap | Lap Tm | Diff | Time of Day |
|---------------------------|-----------------|--------|--------------|
| <u>(415) Luc Levfevre</u> | | | |
| 1 | 1:07.792 | +2.705 | 13:46:44.500 |
| 2 | 1:06.500 | +1.413 | 13:47:51.000 |
| 3 | 1:05.500 | +0.413 | 13:48:56.500 |
| 4 | 1:06.414 | +1.327 | 13:50:02.914 |
| 5 | 1:05.562 | +0.475 | 13:51:08.476 |
| 6 | 1:05.827 | +0.740 | 13:52:14.303 |
| 7 | 1:05.987 | +0.900 | 13:53:20.290 |
| 8 | 1:05.087 | | 13:54:25.377 |
| 9 | 1:05.749 | +0.662 | 13:55:31.126 |

| Lap | Lap Tm | Diff | Time of Day |
|-----------------------------|-----------------|---------|--------------|
| <u>(417) Ludovic Breton</u> | | | |
| 1 | 1:08.895 | +3.697 | 13:46:54.245 |
| 2 | 1:07.556 | +2.358 | 13:48:01.801 |
| 3 | 1:06.951 | +1.753 | 13:49:08.752 |
| 4 | 1:34.477 | +29.279 | 13:50:43.229 |
| 5 | 1:07.315 | +2.117 | 13:51:50.544 |
| 6 | 1:05.198 | | 13:52:55.742 |
| 7 | 1:05.233 | +0.035 | 13:54:00.975 |

| Lap | Lap Tm | Diff | Time of Day |
|------------------------------|-----------------|--------|--------------|
| <u>(245) Antonin Bourgin</u> | | | |
| 1 | 1:06.638 | +1.393 | 13:46:46.180 |
| 2 | 1:05.498 | +0.253 | 13:47:51.678 |
| 3 | 1:05.910 | +0.665 | 13:48:57.588 |
| 4 | 1:06.272 | +1.027 | 13:50:03.860 |
| 5 | 1:05.400 | +0.155 | 13:51:09.260 |
| 6 | 1:05.380 | +0.135 | 13:52:14.640 |
| 7 | 1:05.318 | +0.073 | 13:53:19.958 |
| 8 | 1:05.245 | | 13:54:25.203 |
| 9 | 1:05.635 | +0.390 | 13:55:30.838 |



TAG Challenge International

IAME X30 Seniors & Masters

Salbris / France 1,495 Km

NON QUALIFYING PRACTICE 1 odd numbers

2011-04-22 13:45

Practice (10:00 Time) started at 13:45:01

| Lap | Lap Tm | Diff | Time of Day |
|--------------------|-----------------|--------|--------------|
| (211) Dennis Menze | | | |
| 1 | 1:06.519 | +0.982 | 13:46:40.555 |
| 2 | 1:06.221 | +0.684 | 13:47:46.776 |
| 3 | 1:07.573 | +2.036 | 13:48:54.349 |
| 4 | 1:05.771 | +0.234 | 13:50:00.120 |
| 5 | 1:05.606 | +0.069 | 13:51:05.726 |
| 6 | 1:06.539 | +1.002 | 13:52:12.265 |
| 7 | 1:05.873 | +0.336 | 13:53:18.138 |
| 8 | 1:05.614 | +0.077 | 13:54:23.752 |
| 9 | 1:05.537 | | 13:55:29.289 |

| Lap | Lap Tm | Diff | Time of Day |
|------------------|-----------------|--------|--------------|
| (411) Luca Blasi | | | |
| 1 | 1:10.341 | +3.890 | 13:46:58.990 |
| 2 | 1:07.253 | +0.802 | 13:48:06.243 |
| 3 | 1:07.074 | +0.623 | 13:49:13.317 |
| 4 | 1:06.809 | +0.358 | 13:50:20.126 |
| 5 | 1:06.566 | +0.115 | 13:51:26.692 |
| 6 | 1:06.764 | +0.313 | 13:52:33.456 |
| 7 | 1:07.589 | +1.138 | 13:53:41.045 |
| 8 | 1:06.819 | +0.368 | 13:54:47.864 |
| 9 | 1:06.451 | | 13:55:54.315 |

| Lap | Lap Tm | Diff | Time of Day |
|-----|--------|------|-------------|
| | | | |
| | | | |
| | | | |
| | | | |
| | | | |
| | | | |
| | | | |
| | | | |
| | | | |

| Lap | Lap Tm | Diff | Time of Day |
|-----|--------|------|-------------|
| | | | |
| | | | |
| | | | |
| | | | |
| | | | |
| | | | |
| | | | |
| | | | |
| | | | |

Timekeeping Ingrid and Meik Wagner:

Clerk of the course William Watte:

Steward (Chairman) Olivier Steveny:

Scrutineer Francois Lauer:

www.mylaps.com



TAG Challenge International

IAME X30 Seniors & Masters

Salbris / France 1,495 Km

NON QUALIFYING PRACTICE 2 even numbers

2011-04-22 14:30

Practice (10:00 Time) started at 14:30:01

| Pos | No. | Name | Nat. | Chassis | Race Team | Laps | Best Tm | Diff | Gap In Lap | km/h |
|-----|-----|-------------------------|------|-------------|--------------------|------|----------|-------|------------|----------|
| 1 | 212 | Martin Vanhove | BEL | Intrepid | Eurokarting | 9 | 1:03.655 | | 8 | 84,550 |
| 2 | 250 | Romain Mange | FRA | Mirage | OKS | 9 | 1:04.088 | 0.433 | 0.433 | 6 83,978 |
| 3 | 218 | Andrea Suau | FRA | Tonykart | Suau Racing Kart | 9 | 1:04.089 | 0.434 | 0.001 | 9 83,977 |
| 4 | 232 | Jeoffrey Rouchy | FRA | Mirage | OKS | 8 | 1:04.092 | 0.437 | 0.003 | 8 83,973 |
| 5 | 234 | Javier Rodelas Castillo | ESP | Energy | Energy Spain SL | 6 | 1:04.128 | 0.473 | 0.036 | 3 83,926 |
| 6 | 216 | Joffrey De Narda | FRA | Kosmic | Ideal Kart | 9 | 1:04.150 | 0.495 | 0.022 | 6 83,897 |
| 7 | 252 | Laurent Absologne | BEL | | | 9 | 1:04.293 | 0.638 | 0.143 | 6 83,711 |
| 8 | 222 | Sebastien Pastorek | FRA | Energy | Team Jarousse | 9 | 1:04.305 | 0.650 | 0.012 | 9 83,695 |
| 9 | 240 | Adrian Lafille | FRA | Alpha | Alpha Karting | 8 | 1:04.345 | 0.690 | 0.040 | 6 83,643 |
| 10 | 244 | Dominik Siegenthaler | SUI | Tonykart | Wenker Racing | 9 | 1:04.375 | 0.720 | 0.030 | 5 83,604 |
| 11 | 224 | Ignasi Calero Yanez | ESP | Energy | Energy Spain SL | 7 | 1:04.375 | 0.720 | | 3 83,604 |
| 12 | 214 | Jeremy Peclers | BEL | Kosmic | RSD Karting | 9 | 1:04.378 | 0.723 | 0.003 | 5 83,600 |
| 13 | 230 | Hakim Le Bon | FRA | Kosmic/Tony | Team Le Bon | 9 | 1:04.409 | 0.754 | 0.031 | 9 83,560 |
| 14 | 246 | Pierre Henri Janicaud | FRA | Energy | MP Racing Kart | 8 | 1:04.460 | 0.805 | 0.051 | 8 83,494 |
| 15 | 248 | Cedric Pernet | FRA | FA | Team Pernet Racing | 9 | 1:04.506 | 0.851 | 0.046 | 7 83,434 |
| 16 | 238 | Nicolas Amiel | FRA | Alpha | Alpha Karting | 5 | 1:04.669 | 1.014 | 0.163 | 5 83,224 |
| 17 | 236 | Nicolas Perez | FRA | Alpha | Alpha Karting | 7 | 1:04.732 | 1.077 | 0.063 | 6 83,143 |
| 18 | 414 | Mario Barrios | PER | Gillard | PDB Racing Team | 9 | 1:05.210 | 1.555 | 0.478 | 9 82,533 |
| 19 | 228 | Giacomo Rossi | ITA | Zanardi | | 8 | 1:05.303 | 1.648 | 0.093 | 8 82,416 |
| 20 | 412 | Philippe Pecheny | BEL | DR | Eurokarting.be | 9 | 1:05.693 | 2.038 | 0.390 | 9 81,927 |
| 21 | 416 | Christophe Simonaggio | FRA | Alpha | Alpha Karting | 8 | 1:05.867 | 2.212 | 0.174 | 7 81,710 |
| 22 | 220 | Samantha Debrosavljevic | AUT | Zanardi | Chiesa Corsa | 7 | 1:06.135 | 2.480 | 0.268 | 4 81,379 |

Timekeeping Ingrid and Meik Wagner:

Clerk of the course William Watte:

www.mylaps.com

Steward (Chairman) Olivier Steveny:

Scrutineer Francois Lauer:

Licensed to: Motorsport Events



TAG Challenge International

IAME X30 Seniors & Masters

Salbris / France 1,495 Km

NON QUALIFYING PRACTICE 2 even numbers

2011-04-22 14:30

Practice (10:00 Time) started at 14:30:01

| Lap | Lap Tm | Diff | Time of Day |
|-----------------------------|-----------------|--------|--------------|
| (212) Martin Vanhove | | | |
| 1 | 1:05.338 | +1.683 | 14:32:20.582 |
| 2 | 1:04.090 | +0.435 | 14:33:24.672 |
| 3 | 1:04.077 | +0.422 | 14:34:28.749 |
| 4 | 1:04.690 | +1.035 | 14:35:33.439 |
| 5 | 1:03.994 | +0.339 | 14:36:37.433 |
| 6 | 1:04.220 | +0.565 | 14:37:41.653 |
| 7 | 1:03.990 | +0.335 | 14:38:45.643 |
| 8 | 1:03.655 | | 14:39:49.298 |
| 9 | 1:03.933 | +0.278 | 14:40:53.231 |

| Lap | Lap Tm | Diff | Time of Day |
|---------------------------|-----------------|---------|--------------|
| (250) Romain Mange | | | |
| 1 | 1:05.547 | +1.459 | 14:31:41.634 |
| 2 | 1:04.474 | +0.386 | 14:32:46.108 |
| 3 | 1:04.222 | +0.134 | 14:33:50.330 |
| 4 | 1:04.109 | +0.021 | 14:34:54.439 |
| 5 | 1:04.130 | +0.042 | 14:35:58.569 |
| 6 | 1:04.088 | | 14:37:02.657 |
| 7 | 1:40.345 | +36.257 | 14:38:43.002 |
| 8 | 1:04.571 | +0.483 | 14:39:47.573 |
| 9 | 1:04.154 | +0.066 | 14:40:51.727 |

| Lap | Lap Tm | Diff | Time of Day |
|--------------------------|-----------------|--------|--------------|
| (218) Andrea Suau | | | |
| 1 | 1:06.100 | +2.011 | 14:31:40.402 |
| 2 | 1:04.745 | +0.656 | 14:32:45.147 |
| 3 | 1:04.651 | +0.562 | 14:33:49.798 |
| 4 | 1:04.350 | +0.261 | 14:34:54.148 |
| 5 | 1:04.274 | +0.185 | 14:35:58.422 |
| 6 | 1:04.688 | +0.599 | 14:37:03.110 |
| 7 | 1:04.314 | +0.225 | 14:38:07.424 |
| 8 | 1:04.194 | +0.105 | 14:39:11.618 |
| 9 | 1:04.089 | | 14:40:15.707 |

| Lap | Lap Tm | Diff | Time of Day |
|------------------------------|-----------------|---------|--------------|
| (232) Jeoffrey Rouchy | | | |
| 1 | 1:05.599 | +1.507 | 14:31:55.773 |
| 2 | 1:04.563 | +0.471 | 14:33:00.336 |
| 3 | 1:04.135 | +0.043 | 14:34:04.471 |
| 4 | 1:04.226 | +0.134 | 14:35:08.697 |
| 5 | 1:37.293 | +33.201 | 14:36:45.990 |
| 6 | 1:14.774 | +10.682 | 14:38:00.764 |
| 7 | 1:04.389 | +0.297 | 14:39:05.153 |
| 8 | 1:04.092 | | 14:40:09.245 |

| Lap | Lap Tm | Diff | Time of Day |
|--------------------------------------|-----------------|-----------|--------------|
| (234) Javier Rodelas Castillo | | | |
| 1 | 1:06.181 | +2.053 | 14:34:00.511 |
| 2 | 1:04.372 | +0.244 | 14:35:04.883 |
| 3 | 1:04.128 | | 14:36:09.011 |
| 4 | 1:04.330 | +0.202 | 14:37:13.341 |
| 5 | 2:10.184 | +1:06.056 | 14:39:23.525 |
| 6 | 1:05.222 | +1.094 | 14:40:28.747 |

| Lap | Lap Tm | Diff | Time of Day |
|-------------------------------|-----------------|--------|--------------|
| (216) Joffrey De Narda | | | |
| 1 | 1:05.658 | +1.508 | 14:31:39.745 |
| 2 | 1:04.928 | +0.778 | 14:32:44.673 |
| 3 | 1:05.327 | +1.177 | 14:33:50.000 |
| 4 | 1:04.971 | +0.821 | 14:34:54.971 |
| 5 | 1:04.285 | +0.135 | 14:35:59.256 |
| 6 | 1:04.150 | | 14:37:03.406 |
| 7 | 1:04.247 | +0.097 | 14:38:07.653 |
| 8 | 1:04.261 | +0.111 | 14:39:11.914 |
| 9 | 1:04.288 | +0.138 | 14:40:16.202 |

| Lap | Lap Tm | Diff | Time of Day |
|--------------------------------|----------|--------|--------------|
| (252) Laurent Absolgone | | | |
| 1 | 1:11.693 | +7.400 | 14:32:11.240 |
| 2 | 1:05.912 | +1.619 | 14:33:17.152 |

| Lap | Lap Tm | Diff | Time of Day |
|-----|-----------------|--------|--------------|
| 3 | 1:04.776 | +0.483 | 14:34:21.928 |
| 4 | 1:04.632 | +0.339 | 14:35:26.560 |
| 5 | 1:04.625 | +0.332 | 14:36:31.185 |
| 6 | 1:04.293 | | 14:37:35.478 |
| 7 | 1:04.630 | +0.337 | 14:38:40.108 |
| 8 | 1:04.455 | +0.162 | 14:39:44.563 |
| 9 | 1:04.368 | +0.075 | 14:40:48.931 |

| Lap | Lap Tm | Diff | Time of Day |
|---------------------------------|-----------------|--------|--------------|
| (222) Sebastien Pastorek | | | |
| 1 | 1:05.753 | +1.448 | 14:31:39.578 |
| 2 | 1:05.797 | +1.492 | 14:32:45.375 |
| 3 | 1:04.810 | +0.505 | 14:33:50.185 |
| 4 | 1:05.847 | +1.542 | 14:34:56.032 |
| 5 | 1:04.426 | +0.121 | 14:36:00.458 |
| 6 | 1:04.478 | +0.173 | 14:37:04.936 |
| 7 | 1:04.527 | +0.222 | 14:38:09.463 |
| 8 | 1:05.157 | +0.852 | 14:39:14.620 |
| 9 | 1:04.305 | | 14:40:18.925 |

| Lap | Lap Tm | Diff | Time of Day |
|-----------------------------|-----------------|--------|--------------|
| (240) Adrian Lafille | | | |
| 1 | 1:05.998 | +1.653 | 14:33:00.089 |
| 2 | 1:05.254 | +0.909 | 14:34:05.343 |
| 3 | 1:04.686 | +0.341 | 14:35:10.029 |
| 4 | 1:04.881 | +0.536 | 14:36:14.910 |
| 5 | 1:04.742 | +0.397 | 14:37:19.652 |
| 6 | 1:04.345 | | 14:38:23.997 |
| 7 | 1:04.673 | +0.328 | 14:39:28.670 |
| 8 | 1:04.566 | +0.221 | 14:40:33.236 |

| Lap | Lap Tm | Diff | Time of Day |
|-----------------------------------|-----------------|--------|--------------|
| (244) Dominik Siegenthaler | | | |
| 1 | 1:06.213 | +1.838 | 14:31:45.269 |
| 2 | 1:04.867 | +0.492 | 14:32:50.136 |
| 3 | 1:06.046 | +1.671 | 14:33:56.182 |
| 4 | 1:04.710 | +0.335 | 14:35:00.892 |
| 5 | 1:04.375 | | 14:36:05.267 |
| 6 | 1:04.418 | +0.043 | 14:37:09.685 |
| 7 | 1:05.008 | +0.633 | 14:38:14.693 |
| 8 | 1:04.964 | +0.589 | 14:39:19.657 |
| 9 | 1:04.698 | +0.323 | 14:40:24.355 |

| Lap | Lap Tm | Diff | Time of Day |
|----------------------------------|-----------------|--------|--------------|
| (224) Ignasi Calero Yanez | | | |
| 1 | 1:05.564 | +1.189 | 14:33:36.006 |
| 2 | 1:04.574 | +0.199 | 14:34:40.580 |
| 3 | 1:04.375 | | 14:35:44.955 |
| 4 | 1:09.695 | +5.320 | 14:36:54.650 |
| 5 | 1:05.208 | +0.833 | 14:37:59.858 |
| 6 | 1:05.813 | +1.438 | 14:39:05.671 |
| 7 | 1:04.531 | +0.156 | 14:40:10.202 |

| Lap | Lap Tm | Diff | Time of Day |
|-----------------------------|-----------------|---------|--------------|
| (214) Jeremy Peclers | | | |
| 1 | 1:12.264 | +7.886 | 14:31:49.340 |
| 2 | 1:05.256 | +0.878 | 14:32:54.596 |
| 3 | 1:04.786 | +0.408 | 14:33:59.382 |
| 4 | 1:04.617 | +0.239 | 14:35:03.999 |
| 5 | 1:04.378 | | 14:36:08.377 |
| 6 | 1:04.403 | +0.025 | 14:37:12.780 |
| 7 | 1:04.380 | +0.002 | 14:38:17.160 |
| 8 | 1:04.394 | +0.016 | 14:39:21.554 |
| 9 | 1:44.934 | +40.556 | 14:41:06.488 |

| Lap | Lap Tm | Diff | Time of Day |
|---------------------------|----------|--------|--------------|
| (230) Hakim Le Bon | | | |
| 1 | 1:06.383 | +1.974 | 14:32:15.441 |
| 2 | 1:05.195 | +0.786 | 14:33:20.636 |
| 3 | 1:04.597 | +0.188 | 14:34:25.233 |
| 4 | 1:04.442 | +0.033 | 14:35:29.675 |
| 5 | 1:04.668 | +0.259 | 14:36:34.343 |

| Lap | Lap Tm | Diff | Time of Day |
|-----|-----------------|--------|--------------|
| 6 | 1:04.549 | +0.140 | 14:37:38.892 |
| 7 | 1:04.542 | +0.133 | 14:38:43.434 |
| 8 | 1:04.779 | +0.370 | 14:39:48.213 |
| 9 | 1:04.409 | | 14:40:52.622 |

| Lap | Lap Tm | Diff | Time of Day |
|------------------------------------|-----------------|--------|--------------|
| (246) Pierre Henri Janicaud | | | |
| 1 | 1:06.634 | +2.174 | 14:31:43.572 |
| 2 | 1:04.925 | +0.465 | 14:32:48.497 |
| 3 | 1:04.690 | +0.230 | 14:33:53.187 |
| 4 | 1:04.671 | +0.211 | 14:34:57.858 |
| 5 | 1:04.631 | +0.171 | 14:36:02.489 |
| 6 | 1:04.646 | +0.186 | 14:37:07.135 |
| 7 | 1:04.475 | +0.015 | 14:38:11.610 |
| 8 | 1:04.460 | | 14:39:16.070 |

| Lap | Lap Tm | Diff | Time of Day |
|----------------------------|-----------------|--------|--------------|
| (248) Cedric Pernet | | | |
| 1 | 1:06.030 | +1.524 | 14:31:40.685 |
| 2 | 1:05.140 | +0.634 | 14:32:45.825 |
| 3 | 1:04.891 | +0.385 | 14:33:50.716 |
| 4 | 1:04.621 | +0.115 | 14:34:55.337 |
| 5 | 1:04.568 | +0.062 | 14:35:59.905 |
| 6 | 1:04.660 | +0.154 | 14:37:04.565 |
| 7 | 1:04.506 | | 14:38:09.071 |
| 8 | 1:04.649 | +0.143 | 14:39:13.720 |
| 9 | 1:04.630 | +0.124 | 14:40:18.350 |

| Lap | Lap Tm | Diff | Time of Day |
|----------------------------|-----------------|--------|--------------|
| (238) Nicolas Amiel | | | |
| 1 | 1:06.589 | +1.920 | 14:31:46.585 |
| 2 | 1:05.575 | +0.906 | 14:32:52.160 |
| 3 | 1:04.886 | +0.217 | 14:33:57.046 |
| 4 | 1:04.721 | +0.052 | 14:35:01.767 |
| 5 | 1:04.669 | | 14:36:06.436 |

| Lap | Lap Tm | Diff | Time of Day |
|----------------------------|-----------------|--------|--------------|
| (236) Nicolas Perez | | | |
| 1 | 1:07.186 | +2.454 | 14:31:44.671 |
| 2 | 1:05.293 | +0.561 | 14:32:49.964 |
| 3 | 1:04.914 | +0.182 | 14:33:54.878 |
| 4 | 1:04.785 | +0.053 | 14:34:59.663 |
| 5 | 1:04.762 | +0.030 | 14:36:04.425 |
| 6 | 1:04.732 | | 14:37:09.157 |
| 7 | 1:05.286 | +0.554 | 14:38:14.443 |

| Lap | Lap Tm | Diff | Time of Day |
|----------------------------|-----------------|--------|--------------|
| (414) Mario Barrios | | | |
| 1 | 1:07.513 | +2.303 | 14:31:51.035 |
| 2 | 1:05.732 | +0.522 | 14:32:56.767 |
| 3 | 1:05.543 | +0.333 | 14:34:02.310 |
| 4 | 1:05.460 | +0.250 | 14:35:07.770 |
| 5 | 1:07.428 | +2.218 | 14:36:15.198 |
| 6 | 1:05.441 | +0.231 | 14:37:20.639 |
| 7 | 1:05.277 | +0.067 | 14:38:25.916 |
| 8 | 1:05.368 | +0.158 | 14:39:31.284 |
| 9 | 1:05.210 | | 14:40:36.494 |

| Lap | Lap Tm | Diff | Time of Day |
|----------------------------|-----------------|---------|--------------|
| (228) Giacomo Rossi | | | |
| 1 | 1:06.377 | +1.074 | 14:32:16.283 |
| 2 | 1:05.585 | +0.282 | 14:33:21.868 |
| 3 | 1:05.965 | +0.662 | 14:34:27.833 |
| 4 | 1:06.958 | +1.655 | 14:35:34.791 |
| 5 | 1:05.598 | +0.295 | 14:36:40.389 |
| 6 | 1:06.153 | +0.850 | 14:37:46.542 |
| 7 | 1:19.262 | +13.959 | 14:39:05.804 |
| 8 | 1:05.303 | | 14:40:11.107 |

| Lap | Lap Tm | Diff | Time of Day |
|-------------------------------|----------|--------|--------------|
| (412) Philippe Pecheny | | | |
| 1 | 1:08.788 | +3.095 | 14:31:52.214 |
| 2 | 1:06.249 | +0.556 | 14:32:58.463 |



TAG Challenge International

IAME X30 Seniors & Masters

Salbris / France 1,495 Km

NON QUALIFYING PRACTICE 2 even numbers

2011-04-22 14:30

Practice (10:00 Time) started at 14:30:01

| Lap | Lap Tm | Diff | Time of Day |
|-----|-----------------|--------|--------------|
| 3 | 1:05.700 | +0.007 | 14:34:04.163 |
| 4 | 1:06.118 | +0.425 | 14:35:10.281 |
| 5 | 1:05.983 | +0.290 | 14:36:16.264 |
| 6 | 1:05.889 | +0.196 | 14:37:22.153 |
| 7 | 1:05.771 | +0.078 | 14:38:27.924 |
| 8 | 1:05.744 | +0.051 | 14:39:33.668 |
| 9 | 1:05.693 | | 14:40:39.361 |

(416) Christophe Simonaggio

| | | | |
|---|-----------------|--------|--------------|
| 1 | 1:07.680 | +1.813 | 14:32:39.175 |
| 2 | 1:06.475 | +0.608 | 14:33:45.650 |
| 3 | 1:06.403 | +0.536 | 14:34:52.053 |
| 4 | 1:10.069 | +4.202 | 14:36:02.122 |
| 5 | 1:06.482 | +0.615 | 14:37:08.604 |
| 6 | 1:06.379 | +0.512 | 14:38:14.983 |
| 7 | 1:05.867 | | 14:39:20.850 |
| 8 | 1:09.401 | +3.534 | 14:40:30.251 |

(220) Samantha Debrosavljevic

| | | | |
|---|-----------------|--------|--------------|
| 1 | 1:10.621 | +4.486 | 14:31:46.256 |
| 2 | 1:07.003 | +0.868 | 14:32:53.259 |
| 3 | 1:06.488 | +0.353 | 14:33:59.747 |
| 4 | 1:06.135 | | 14:35:05.882 |
| 5 | 1:07.427 | +1.292 | 14:36:13.309 |
| 6 | 1:08.296 | +2.161 | 14:37:21.605 |
| 7 | 1:07.100 | +0.965 | 14:38:28.705 |

Lap Lap Tm Diff Time of Day

Lap Lap Tm Diff Time of Day



TAG Challenge International

IAME X30 Seniors & Masters

Salbris / France 1,495 Km

NON QUALIFYING PRACTICE odd numbers

2011-04-22 14:45

Practice (10:00 Time) started at 14:45:01

| Pos | No. | Name | Nat. | Chassis | Race Team | Laps | Best Tm | Diff | Gap In Lap | km/h |
|-----|-----|----------------------|------|-----------|---------------------|------|----------|-------|------------|----------|
| 1 | 225 | Steven Lesca | FRA | Tonykart | Karting Passion | 8 | 1:03.890 | | | 7 84,239 |
| 2 | 213 | Edouard Chevalier | BEL | DR | Eurokarting | 9 | 1:04.060 | 0.170 | 0.170 | 6 84,015 |
| 3 | 249 | Cedric Magnet | FRA | Intrepid | Magnet | 8 | 1:04.070 | 0.180 | 0.010 | 6 84,002 |
| 4 | 223 | David Villanueva | ESP | Energy | Energy Spain SL | 8 | 1:04.344 | 0.454 | 0.274 | 8 83,644 |
| 5 | 217 | Johan Bourassin | FRA | Tonykart | | 9 | 1:04.446 | 0.556 | 0.102 | 8 83,512 |
| 6 | 243 | Lorenzo Vailati | ITA | Tonykart | To Win Racing Team | 9 | 1:04.479 | 0.589 | 0.033 | 8 83,469 |
| 7 | 241 | Brice Zyto | FRA | FA Kart | Braun Racing | 9 | 1:04.549 | 0.659 | 0.070 | 8 83,379 |
| 8 | 251 | Loris Aroumougom | FRA | Techno | Techno | 9 | 1:04.593 | 0.703 | 0.044 | 7 83,322 |
| 9 | 231 | Gregoire Perocheau | FRA | Tony Kart | | 9 | 1:04.597 | 0.707 | 0.004 | 8 83,317 |
| 10 | 215 | Quentin Rongier | FRA | Tonykart | Suau Racing Kart | 9 | 1:04.658 | 0.768 | 0.061 | 7 83,238 |
| 11 | 233 | Patrick Meister | GER | Top-Kart | Berner Kart Sport | 9 | 1:04.743 | 0.853 | 0.085 | 5 83,129 |
| 12 | 219 | Jeremy Lopes | FRA | Tonykart | Suau Racing Kart | 8 | 1:04.758 | 0.868 | 0.015 | 5 83,109 |
| 13 | 417 | Ludovic Breton | FRA | Kosmic | Ideal Kart | 8 | 1:04.784 | 0.894 | 0.026 | 6 83,076 |
| 14 | 235 | Sebastien Le Gleuher | FRA | FA | Braun Racing | 7 | 1:04.817 | 0.927 | 0.033 | 6 83,034 |
| 15 | 239 | Mikael Vidal | FRA | Birel | WRS | 4 | 1:04.896 | 1.006 | 0.079 | 2 82,933 |
| 16 | 237 | Paulo Jorge Mendes | POR | | Twinsport Import | 6 | 1:04.906 | 1.016 | 0.010 | 5 82,920 |
| 17 | 245 | Antonin Bourgin | FRA | Merlin | Bourgin/WRS | 9 | 1:05.289 | 1.399 | 0.383 | 9 82,433 |
| 18 | 229 | John Barbe | FRA | Tecno | JBCompetition | 5 | 1:05.581 | 1.691 | 0.292 | 2 82,066 |
| 19 | 211 | Dennis Menze | GER | TBA | H & R Spezialfedern | 9 | 1:05.643 | 1.753 | 0.062 | 8 81,989 |
| 20 | 411 | Luca Blasi | BEL | DR | Eurokarting.be | 9 | 1:06.322 | 2.432 | 0.679 | 9 81,150 |

Timekeeping Ingrid and Meik Wagner:

Clerk of the course William Watte:

www.mylaps.com

Steward (Chairman) Olivier Steveny:

Scrutineer Francois Lauer:

Licensed to: Motorsport Events

TAG Challenge International

IAME X30 Seniors & Masters

Salbris / France 1,495 Km

NON QUALIFYING PRACTICE odd numbers

2011-04-22 14:45

Practice (10:00 Time) started at 14:45:01

| Lap | Lap Tm | Diff | Time of Day |
|--------------------------------|-----------------|-----------|--------------|
| (225) Steven Lesca | | | |
| 1 | 1:05.719 | +1.829 | 14:47:17.907 |
| 2 | 1:04.375 | +0.485 | 14:48:22.282 |
| 3 | 1:04.087 | +0.197 | 14:49:26.369 |
| 4 | 1:04.010 | +0.120 | 14:50:30.379 |
| 5 | 1:23.187 | +19.297 | 14:51:53.566 |
| 6 | 1:04.431 | +0.541 | 14:52:57.997 |
| 7 | 1:03.890 | | 14:54:01.887 |
| 8 | 1:04.064 | +0.174 | 14:55:05.951 |
| (213) Edouard Chevalier | | | |
| 1 | 1:05.919 | +1.859 | 14:47:03.832 |
| 2 | 1:04.400 | +0.340 | 14:48:08.232 |
| 3 | 1:04.335 | +0.275 | 14:49:12.567 |
| 4 | 1:04.061 | +0.001 | 14:50:16.628 |
| 5 | 1:04.716 | +0.656 | 14:51:21.344 |
| 6 | 1:04.060 | | 14:52:25.404 |
| 7 | 1:04.125 | +0.065 | 14:53:29.529 |
| 8 | 1:04.071 | +0.011 | 14:54:33.600 |
| 9 | 1:04.370 | +0.310 | 14:55:37.970 |
| (249) Cedric Magnet | | | |
| 1 | 1:05.538 | +1.468 | 14:46:41.112 |
| 2 | 1:04.486 | +0.416 | 14:47:45.598 |
| 3 | 1:05.011 | +0.941 | 14:48:50.609 |
| 4 | 2:36.242 | +1:32.172 | 14:51:26.851 |
| 5 | 1:05.058 | +0.988 | 14:52:31.909 |
| 6 | 1:04.070 | | 14:53:35.979 |
| 7 | 1:04.522 | +0.452 | 14:54:40.501 |
| 8 | 1:04.322 | +0.252 | 14:55:44.823 |
| (223) David Villanueva | | | |
| 1 | 1:05.453 | +1.109 | 14:47:01.202 |
| 2 | 1:04.471 | +0.127 | 14:48:05.673 |
| 3 | 1:04.736 | +0.392 | 14:49:10.409 |
| 4 | 1:06.797 | +2.453 | 14:50:17.206 |
| 5 | 2:22.267 | +1:17.923 | 14:52:39.473 |
| 6 | 1:05.044 | +0.700 | 14:53:44.517 |
| 7 | 1:04.593 | +0.249 | 14:54:49.110 |
| 8 | 1:04.344 | | 14:55:53.454 |
| (217) Johan Bourassin | | | |
| 1 | 1:05.931 | +1.485 | 14:46:38.826 |
| 2 | 1:04.789 | +0.343 | 14:47:43.615 |
| 3 | 1:04.687 | +0.241 | 14:48:48.302 |
| 4 | 1:04.883 | +0.437 | 14:49:53.185 |
| 5 | 1:04.558 | +0.112 | 14:50:57.743 |
| 6 | 1:04.918 | +0.472 | 14:52:02.661 |
| 7 | 1:04.497 | +0.051 | 14:53:07.158 |
| 8 | 1:04.446 | | 14:54:11.604 |
| 9 | 1:04.551 | +0.105 | 14:55:16.155 |
| (243) Lorenzo Vailati | | | |
| 1 | 1:06.612 | +2.133 | 14:46:37.811 |
| 2 | 1:04.702 | +0.223 | 14:47:42.513 |
| 3 | 1:05.380 | +0.901 | 14:48:47.893 |
| 4 | 1:05.024 | +0.545 | 14:49:52.917 |
| 5 | 1:05.072 | +0.593 | 14:50:57.989 |
| 6 | 1:07.848 | +3.369 | 14:52:05.837 |
| 7 | 1:04.581 | +0.102 | 14:53:10.418 |
| 8 | 1:04.479 | | 14:54:14.897 |
| 9 | 1:04.719 | +0.240 | 14:55:19.616 |
| (241) Brice Zyto | | | |
| 1 | 1:05.895 | +1.346 | 14:46:41.685 |

| Lap | Lap Tm | Diff | Time of Day |
|---------------------------------|-----------------|---------|--------------|
| 2 | 1:05.085 | +0.536 | 14:47:46.770 |
| 3 | 1:04.824 | +0.275 | 14:48:51.594 |
| 4 | 1:04.781 | +0.232 | 14:49:56.375 |
| 5 | 1:05.095 | +0.546 | 14:51:01.470 |
| 6 | 1:37.507 | +32.958 | 14:52:38.977 |
| 7 | 1:05.098 | +0.549 | 14:53:44.075 |
| 8 | 1:04.549 | | 14:54:48.624 |
| 9 | 1:04.578 | +0.029 | 14:55:53.202 |
| (251) Loris Aroumougom | | | |
| 1 | 1:05.936 | +1.343 | 14:46:37.362 |
| 2 | 1:04.673 | +0.080 | 14:47:42.035 |
| 3 | 1:06.130 | +1.537 | 14:48:48.165 |
| 4 | 1:05.350 | +0.757 | 14:49:53.515 |
| 5 | 1:04.780 | +0.187 | 14:50:58.295 |
| 6 | 1:05.138 | +0.545 | 14:52:03.433 |
| 7 | 1:04.593 | | 14:53:08.026 |
| 8 | 1:04.774 | +0.181 | 14:54:12.800 |
| 9 | 1:07.677 | +3.084 | 14:55:20.477 |
| (231) Gregoire Perocheau | | | |
| 1 | 1:05.817 | +1.220 | 14:46:40.388 |
| 2 | 1:04.972 | +0.375 | 14:47:45.360 |
| 3 | 1:04.806 | +0.209 | 14:48:50.166 |
| 4 | 1:04.774 | +0.177 | 14:49:54.940 |
| 5 | 1:05.020 | +0.423 | 14:50:59.960 |
| 6 | 1:04.711 | +0.114 | 14:52:04.671 |
| 7 | 1:04.645 | +0.048 | 14:53:09.316 |
| 8 | 1:04.597 | | 14:54:13.913 |
| 9 | 1:04.668 | +0.071 | 14:55:18.581 |
| (215) Quentin Rongier | | | |
| 1 | 1:05.891 | +1.233 | 14:46:39.887 |
| 2 | 1:04.962 | +0.304 | 14:47:44.849 |
| 3 | 1:04.922 | +0.264 | 14:48:49.771 |
| 4 | 1:05.057 | +0.399 | 14:49:54.828 |
| 5 | 1:09.384 | +4.726 | 14:51:04.212 |
| 6 | 1:05.018 | +0.360 | 14:52:09.230 |
| 7 | 1:04.658 | | 14:53:13.888 |
| 8 | 1:04.707 | +0.049 | 14:54:18.595 |
| 9 | 1:04.702 | +0.044 | 14:55:23.297 |
| (233) Patrick Meister | | | |
| 1 | 1:06.039 | +1.296 | 14:46:49.391 |
| 2 | 1:04.988 | +0.245 | 14:47:54.379 |
| 3 | 1:04.883 | +0.140 | 14:48:59.262 |
| 4 | 1:04.875 | +0.132 | 14:50:04.137 |
| 5 | 1:04.743 | | 14:51:08.880 |
| 6 | 1:05.028 | +0.285 | 14:52:13.908 |
| 7 | 1:04.797 | +0.054 | 14:53:18.705 |
| 8 | 1:04.754 | +0.011 | 14:54:23.459 |
| 9 | 1:04.868 | +0.125 | 14:55:28.327 |
| (219) Jeremy Lopes | | | |
| 1 | 1:06.856 | +2.098 | 14:48:29.265 |
| 2 | 1:05.065 | +0.307 | 14:49:34.330 |
| 3 | 1:04.837 | +0.079 | 14:50:39.167 |
| 4 | 1:04.925 | +0.167 | 14:51:44.092 |
| 5 | 1:04.758 | | 14:52:48.850 |
| 6 | 1:04.970 | +0.212 | 14:53:53.820 |
| 7 | 1:04.930 | +0.172 | 14:54:58.750 |
| 8 | 1:04.975 | +0.217 | 14:56:03.725 |
| (417) Ludovic Breton | | | |
| 1 | 1:06.453 | +1.669 | 14:47:08.712 |
| 2 | 1:06.070 | +1.286 | 14:48:14.782 |

| Lap | Lap Tm | Diff | Time of Day |
|-----------------------------------|-----------------|-----------|--------------|
| 3 | 2:22.782 | +1:17.998 | 14:50:37.564 |
| 4 | 1:05.583 | +0.799 | 14:51:43.147 |
| 5 | 1:05.129 | +0.345 | 14:52:48.276 |
| 6 | 1:04.784 | | 14:53:53.060 |
| 7 | 1:05.247 | +0.463 | 14:54:58.307 |
| 8 | 1:04.942 | +0.158 | 14:56:03.249 |
| (235) Sebastien Le Gleuher | | | |
| 1 | 1:06.097 | +1.280 | 14:47:53.472 |
| 2 | 1:05.248 | +0.431 | 14:48:58.720 |
| 3 | 2:07.936 | +1:03.119 | 14:51:06.656 |
| 4 | 1:05.705 | +0.888 | 14:52:12.361 |
| 5 | 1:04.854 | +0.037 | 14:53:17.215 |
| 6 | 1:04.817 | | 14:54:22.032 |
| 7 | 1:05.017 | +0.200 | 14:55:27.049 |
| (239) Mikael Vidal | | | |
| 1 | 1:06.588 | +1.692 | 14:47:26.920 |
| 2 | 1:04.896 | | 14:48:31.816 |
| 3 | 1:05.013 | +0.117 | 14:49:36.829 |
| 4 | 1:05.026 | +0.130 | 14:50:41.855 |
| (237) Paulo Jorge Mendes | | | |
| 1 | 1:06.145 | +1.239 | 14:46:42.386 |
| 2 | 1:05.416 | +0.510 | 14:47:47.802 |
| 3 | 1:04.957 | +0.051 | 14:48:52.759 |
| 4 | 1:04.963 | +0.057 | 14:49:57.722 |
| 5 | 1:04.906 | | 14:51:02.628 |
| 6 | 1:05.126 | +0.220 | 14:52:07.754 |
| (245) Antonin Bourgin | | | |
| 1 | 1:06.184 | +0.895 | 14:46:44.796 |
| 2 | 1:05.941 | +0.652 | 14:47:50.737 |
| 3 | 1:05.748 | +0.459 | 14:48:56.485 |
| 4 | 1:05.486 | +0.197 | 14:50:01.971 |
| 5 | 1:05.519 | +0.230 | 14:51:07.490 |
| 6 | 1:06.122 | +0.833 | 14:52:13.612 |
| 7 | 1:05.809 | +0.520 | 14:53:19.421 |
| 8 | 1:05.454 | +0.165 | 14:54:24.875 |
| 9 | 1:05.289 | | 14:55:30.164 |
| (229) John Barbe | | | |
| 1 | 1:07.417 | +1.836 | 14:46:38.692 |
| 2 | 1:05.581 | | 14:47:44.273 |
| 3 | 1:05.667 | +0.086 | 14:48:49.940 |
| 4 | 1:05.964 | +0.383 | 14:49:55.904 |
| 5 | 1:40.038 | +34.457 | 14:51:35.942 |
| (211) Dennis Menze | | | |
| 1 | 1:06.380 | +0.737 | 14:46:45.321 |
| 2 | 1:05.875 | +0.232 | 14:47:51.196 |
| 3 | 1:05.947 | +0.304 | 14:48:57.143 |
| 4 | 1:05.703 | +0.060 | 14:50:02.846 |
| 5 | 1:05.788 | +0.145 | 14:51:08.634 |
| 6 | 1:06.379 | +0.736 | 14:52:15.013 |
| 7 | 1:05.792 | +0.149 | 14:53:20.805 |
| 8 | 1:05.643 | | 14:54:26.448 |
| 9 | 1:05.790 | +0.147 | 14:55:32.238 |
| (411) Luca Blasi | | | |
| 1 | 1:06.813 | +0.491 | 14:46:54.423 |
| 2 | 1:06.792 | +0.470 | 14:48:01.215 |
| 3 | 1:07.492 | +1.170 | 14:49:08.707 |
| 4 | 1:06.409 | +0.087 | 14:50:15.116 |
| 5 | 1:06.344 | +0.022 | 14:51:21.460 |
| 6 | 1:06.821 | +0.499 | 14:52:28.281 |

Timekeeping Ingrid and Meik Wagner:

Clerk of the course William Watte:

www.mylaps.com

Steward (Chairman) Olivier Steveny:

Scrutineer Francois Lauer:

Licensed to: Motorsport Events



TAG Challenge International

IAME X30 Seniors & Masters

Salbris / France 1,495 Km

NON QUALIFYING PRACTICE odd numbers

2011-04-22 14:45

Practice (10:00 Time) started at 14:45:01

| Lap | Lap Tm | Diff | Time of Day |
|-----|-----------------|--------|--------------|
| 7 | 1:06.404 | +0.082 | 14:53:34.685 |
| 8 | 1:06.670 | +0.348 | 14:54:41.355 |
| 9 | 1:06.322 | | 14:55:47.677 |

| Lap | Lap Tm | Diff | Time of Day |
|-----|--------|------|-------------|
|-----|--------|------|-------------|

| Lap | Lap Tm | Diff | Time of Day |
|-----|--------|------|-------------|
|-----|--------|------|-------------|



TAG Challenge International

IAME X30 Seniors & Masters

Salbris / France 1,495 Km

NON QUALIFYING PRACTICE 3 even numbers

2011-04-22 15:30

Practice (10:00 Time) started at 15:30:00

| Pos | No. | Name | Nat. | Chassis | Race Team | Laps | Best Tm | Diff | Gap In Lap | km/h |
|-----|------------|-------------------------|------------|--------------|----------------------|------|----------|-------|------------|----------|
| 1 | 238 | Nicolas Amiel | FRA | Alpha | Alpha Karting | 8 | 1:03.871 | | | 8 84,264 |
| 2 | 236 | Nicolas Perez | FRA | Alpha | Alpha Karting | 6 | 1:03.890 | 0.019 | 0.019 | 5 84,239 |
| 3 | 214 | Jeremy Peclers | BEL | Kosmic | RSD Karting | 8 | 1:03.921 | 0.050 | 0.031 | 7 84,198 |
| 4 | 212 | Martin Vanhove | BEL | Intrepid | Eurokarting | 9 | 1:03.970 | 0.099 | 0.049 | 3 84,133 |
| 5 | 232 | Jeoffrey Rouchy | FRA | Mirage | OKS | 8 | 1:04.002 | 0.131 | 0.032 | 3 84,091 |
| 6 | 250 | Romain Mange | FRA | Mirage | OKS | 8 | 1:04.011 | 0.140 | 0.009 | 5 84,079 |
| 7 | 218 | Andrea Suau | FRA | Tonykart | Suau Racing Kart | 9 | 1:04.062 | 0.191 | 0.051 | 6 84,012 |
| 8 | 246 | Pierre Henri Janicaud | FRA | Energy | MP Racing Kart | 4 | 1:04.102 | 0.231 | 0.040 | 2 83,960 |
| 9 | 234 | Javier Rodelas Castillo | ESP | Energy | Energy Spain SL | 8 | 1:04.206 | 0.335 | 0.104 | 5 83,824 |
| 10 | 216 | Joffrey De Narda | FRA | Kosmic | Ideal Kart | 9 | 1:04.207 | 0.336 | 0.001 | 8 83,823 |
| 11 | 240 | Adrian Lafille | FRA | Alpha | Alpha Karting | 9 | 1:04.245 | 0.374 | 0.038 | 8 83,773 |
| 12 | 222 | Sebastien Pastorek | FRA | Energy | Team Jarousse | 9 | 1:04.297 | 0.426 | 0.052 | 8 83,705 |
| 13 | 224 | Ignasi Calero Yanez | ESP | Energy | Energy Spain SL | 8 | 1:04.468 | 0.597 | 0.171 | 5 83,483 |
| 14 | 244 | Dominik Siegenthaler | SUI | Tonykart | Wenker Racing | 9 | 1:04.518 | 0.647 | 0.050 | 3 83,419 |
| 15 | 230 | Hakim Le Bon | FRA | Kosmic/Tony | Team Le Bon | 9 | 1:04.525 | 0.654 | 0.007 | 9 83,410 |
| 16 | 248 | Cedric Pernet | FRA | FA | Team Pernet Racing | 8 | 1:04.540 | 0.669 | 0.015 | 5 83,390 |
| 17 | 252 | Laurent Absologne | BEL | | | 8 | 1:04.951 | 1.080 | 0.411 | 4 82,862 |
| 18 | 414 | Mario Barrios | PER | Gillard | PDB Racing Team | 5 | 1:05.381 | 1.510 | 0.430 | 5 82,317 |
| 19 | 228 | Giacomo Rossi | ITA | Zanardi | | 9 | 1:05.519 | 1.648 | 0.138 | 4 82,144 |
| 20 | 416 | Christophe Simonaggio | FRA | Alpha | Alpha Karting | 8 | 1:05.854 | 1.983 | 0.335 | 6 81,726 |
| 21 | 220 | Samantha Debrosavljevic | AUT | Zanardi | Chiesa Corsa | 4 | 1:06.796 | 2.925 | 0.942 | 2 80,574 |

Timekeeping Ingrid and Meik Wagner:

Clerk of the course William Watte:

www.mylaps.com

Steward (Chairman) Olivier Steveny:

Scrutineer Francois Lauer:

Licensed to: Motorsport Events

TAG Challenge International

IAME X30 Seniors & Masters

Salbris / France 1,495 Km

NON QUALIFYING PRACTICE 3 even numbers

2011-04-22 15:30

Practice (10:00 Time) started at 15:30:00

| Lap | Lap Tm | Diff | Time of Day |
|----------------------------|-----------------|--------|--------------|
| (238) Nicolas Amiel | | | |
| 1 | 1:08.202 | +4.331 | 15:32:38.060 |
| 2 | 1:04.367 | +0.496 | 15:33:42.427 |
| 3 | 1:04.114 | +0.243 | 15:34:46.541 |
| 4 | 1:04.084 | +0.213 | 15:35:50.625 |
| 5 | 1:04.110 | +0.239 | 15:36:54.735 |
| 6 | 1:04.578 | +0.707 | 15:37:59.313 |
| 7 | 1:04.148 | +0.277 | 15:39:03.461 |
| 8 | 1:03.871 | | 15:40:07.332 |

| Lap | Lap Tm | Diff | Time of Day |
|----------------------------|-----------------|--------|--------------|
| (236) Nicolas Perez | | | |
| 1 | 1:06.229 | +2.339 | 15:31:42.496 |
| 2 | 1:04.523 | +0.633 | 15:32:47.019 |
| 3 | 1:04.220 | +0.330 | 15:33:51.239 |
| 4 | 1:03.945 | +0.055 | 15:34:55.184 |
| 5 | 1:03.890 | | 15:35:59.074 |
| 6 | 1:04.107 | +0.217 | 15:37:03.181 |

| Lap | Lap Tm | Diff | Time of Day |
|-----------------------------|-----------------|--------|--------------|
| (214) Jeremy Peclers | | | |
| 1 | 1:05.153 | +1.232 | 15:31:50.698 |
| 2 | 1:04.302 | +0.381 | 15:32:55.000 |
| 3 | 1:04.039 | +0.118 | 15:33:59.039 |
| 4 | 1:03.960 | +0.039 | 15:35:02.999 |
| 5 | 1:04.222 | +0.301 | 15:36:07.221 |
| 6 | 1:04.024 | +0.103 | 15:37:11.245 |
| 7 | 1:03.921 | | 15:38:15.166 |
| 8 | 1:04.020 | +0.099 | 15:39:19.186 |

| Lap | Lap Tm | Diff | Time of Day |
|-----------------------------|-----------------|--------|--------------|
| (212) Martin Vanhove | | | |
| 1 | 1:08.951 | +4.981 | 15:32:16.355 |
| 2 | 1:04.523 | +0.553 | 15:33:20.878 |
| 3 | 1:03.970 | | 15:34:24.848 |
| 4 | 1:04.342 | +0.372 | 15:35:29.190 |
| 5 | 1:04.100 | +0.130 | 15:36:33.290 |
| 6 | 1:04.106 | +0.136 | 15:37:37.396 |
| 7 | 1:04.202 | +0.232 | 15:38:41.598 |
| 8 | 1:04.137 | +0.167 | 15:39:45.735 |
| 9 | 1:04.060 | +0.090 | 15:40:49.795 |

| Lap | Lap Tm | Diff | Time of Day |
|------------------------------|-----------------|---------|--------------|
| (232) Jeoffrey Rouchy | | | |
| 1 | 1:05.478 | +1.476 | 15:32:28.638 |
| 2 | 1:04.181 | +0.179 | 15:33:32.819 |
| 3 | 1:04.002 | | 15:34:36.821 |
| 4 | 1:43.856 | +39.854 | 15:36:20.677 |
| 5 | 1:04.359 | +0.357 | 15:37:25.036 |
| 6 | 1:04.067 | +0.065 | 15:38:29.103 |
| 7 | 1:04.023 | +0.021 | 15:39:33.126 |
| 8 | 1:04.207 | +0.205 | 15:40:37.333 |

| Lap | Lap Tm | Diff | Time of Day |
|---------------------------|-----------------|---------|--------------|
| (250) Romain Mange | | | |
| 1 | 1:05.156 | +1.145 | 15:32:27.697 |
| 2 | 1:04.423 | +0.412 | 15:33:32.120 |
| 3 | 1:04.366 | +0.355 | 15:34:36.486 |
| 4 | 1:04.240 | +0.229 | 15:35:40.726 |
| 5 | 1:04.011 | | 15:36:44.737 |
| 6 | 1:39.889 | +35.878 | 15:38:24.626 |
| 7 | 1:08.961 | +4.950 | 15:39:33.587 |
| 8 | 1:04.203 | +0.192 | 15:40:37.790 |

| Lap | Lap Tm | Diff | Time of Day |
|--------------------------|----------|--------|--------------|
| (218) Andrea Suau | | | |
| 1 | 1:05.757 | +1.695 | 15:31:43.072 |
| 2 | 1:05.151 | +1.089 | 15:32:48.223 |
| 3 | 1:04.417 | +0.355 | 15:33:52.640 |
| 4 | 1:04.365 | +0.303 | 15:34:57.005 |
| 5 | 1:04.154 | +0.092 | 15:36:01.159 |

| Lap | Lap Tm | Diff | Time of Day |
|-----|-----------------|--------|--------------|
| 6 | 1:04.062 | | 15:37:05.221 |
| 7 | 1:04.340 | +0.278 | 15:38:09.561 |
| 8 | 1:04.107 | +0.045 | 15:39:13.668 |
| 9 | 1:04.145 | +0.083 | 15:40:17.813 |

| Lap | Lap Tm | Diff | Time of Day |
|------------------------------------|-----------------|--------|--------------|
| (246) Pierre Henri Janicaud | | | |
| 1 | 1:05.049 | +0.947 | 15:32:37.133 |
| 2 | 1:04.102 | | 15:33:41.235 |
| 3 | 1:04.384 | +0.282 | 15:34:45.619 |
| 4 | 1:04.333 | +0.231 | 15:35:49.952 |

| Lap | Lap Tm | Diff | Time of Day |
|--------------------------------------|-----------------|-----------|--------------|
| (234) Javier Rodelas Castillo | | | |
| 1 | 1:05.039 | +0.833 | 15:31:51.974 |
| 2 | 2:10.124 | +1:05.918 | 15:34:02.098 |
| 3 | 1:05.836 | +1.630 | 15:35:07.934 |
| 4 | 1:04.378 | +0.172 | 15:36:12.312 |
| 5 | 1:04.206 | | 15:37:16.518 |
| 6 | 1:04.568 | +0.362 | 15:38:21.086 |
| 7 | 1:04.391 | +0.185 | 15:39:25.477 |
| 8 | 1:08.910 | +4.704 | 15:40:34.387 |

| Lap | Lap Tm | Diff | Time of Day |
|-------------------------------|-----------------|--------|--------------|
| (216) Joffrey De Narda | | | |
| 1 | 1:05.147 | +0.940 | 15:31:35.572 |
| 2 | 1:04.799 | +0.592 | 15:32:40.371 |
| 3 | 1:04.681 | +0.474 | 15:33:45.052 |
| 4 | 1:04.331 | +0.124 | 15:34:49.383 |
| 5 | 1:04.246 | +0.039 | 15:35:53.629 |
| 6 | 1:04.717 | +0.510 | 15:36:58.346 |
| 7 | 1:04.284 | +0.077 | 15:38:02.630 |
| 8 | 1:04.207 | | 15:39:06.837 |
| 9 | 1:12.659 | +8.452 | 15:40:19.496 |

| Lap | Lap Tm | Diff | Time of Day |
|-----------------------------|-----------------|--------|--------------|
| (240) Adrian Lafille | | | |
| 1 | 1:05.418 | +1.173 | 15:31:39.148 |
| 2 | 1:05.375 | +1.130 | 15:32:44.523 |
| 3 | 1:04.465 | +0.220 | 15:33:48.988 |
| 4 | 1:04.473 | +0.228 | 15:34:53.461 |
| 5 | 1:04.391 | +0.146 | 15:35:57.852 |
| 6 | 1:04.250 | +0.005 | 15:37:02.102 |
| 7 | 1:04.417 | +0.172 | 15:38:06.519 |
| 8 | 1:04.245 | | 15:39:10.764 |
| 9 | 1:04.456 | +0.211 | 15:40:15.220 |

| Lap | Lap Tm | Diff | Time of Day |
|---------------------------------|-----------------|--------|--------------|
| (222) Sebastien Pastorek | | | |
| 1 | 1:05.389 | +1.092 | 15:31:40.439 |
| 2 | 1:04.616 | +0.319 | 15:32:45.055 |
| 3 | 1:04.421 | +0.124 | 15:33:49.476 |
| 4 | 1:04.417 | +0.120 | 15:34:53.893 |
| 5 | 1:04.449 | +0.152 | 15:35:58.342 |
| 6 | 1:04.464 | +0.167 | 15:37:02.806 |
| 7 | 1:04.558 | +0.261 | 15:38:07.364 |
| 8 | 1:04.297 | | 15:39:11.661 |
| 9 | 1:04.491 | +0.194 | 15:40:16.152 |

| Lap | Lap Tm | Diff | Time of Day |
|----------------------------------|-----------------|---------|--------------|
| (224) Ignasi Calero Yanez | | | |
| 1 | 1:05.045 | +0.577 | 15:31:52.703 |
| 2 | 1:04.562 | +0.094 | 15:32:57.265 |
| 3 | 1:04.676 | +0.208 | 15:34:01.941 |
| 4 | 1:04.795 | +0.327 | 15:35:06.736 |
| 5 | 1:04.468 | | 15:36:11.204 |
| 6 | 1:04.674 | +0.206 | 15:37:15.878 |
| 7 | 1:45.450 | +40.982 | 15:39:01.328 |
| 8 | 1:05.490 | +1.022 | 15:40:06.818 |

| Lap | Lap Tm | Diff | Time of Day |
|-----------------------------------|----------|--------|--------------|
| (244) Dominik Siegenthaler | | | |
| 1 | 1:06.788 | +2.270 | 15:32:07.453 |

| Lap | Lap Tm | Diff | Time of Day |
|-----|-----------------|--------|--------------|
| 2 | 1:05.243 | +0.725 | 15:33:12.696 |
| 3 | 1:04.518 | | 15:34:17.214 |
| 4 | 1:04.912 | +0.394 | 15:35:22.126 |
| 5 | 1:04.723 | +0.205 | 15:36:26.849 |
| 6 | 1:12.091 | +7.573 | 15:37:38.940 |
| 7 | 1:04.879 | +0.361 | 15:38:43.819 |
| 8 | 1:04.873 | +0.355 | 15:39:48.692 |
| 9 | 1:05.025 | +0.507 | 15:40:53.717 |

| Lap | Lap Tm | Diff | Time of Day |
|---------------------------|-----------------|--------|--------------|
| (230) Hakim Le Bon | | | |
| 1 | 1:06.924 | +2.399 | 15:32:14.606 |
| 2 | 1:05.053 | +0.528 | 15:33:19.659 |
| 3 | 1:04.807 | +0.282 | 15:34:24.466 |
| 4 | 1:04.553 | +0.028 | 15:35:29.019 |
| 5 | 1:04.928 | +0.403 | 15:36:33.947 |
| 6 | 1:04.729 | +0.204 | 15:37:38.676 |
| 7 | 1:04.587 | +0.062 | 15:38:43.263 |
| 8 | 1:04.598 | +0.073 | 15:39:47.861 |
| 9 | 1:04.525 | | 15:40:52.386 |

| Lap | Lap Tm | Diff | Time of Day |
|----------------------------|-----------------|--------|--------------|
| (248) Cedric Pernet | | | |
| 1 | 1:05.636 | +1.096 | 15:33:11.655 |
| 2 | 1:04.624 | +0.084 | 15:34:16.279 |
| 3 | 1:04.625 | +0.085 | 15:35:20.904 |
| 4 | 1:04.724 | +0.184 | 15:36:25.628 |
| 5 | 1:04.540 | | 15:37:30.168 |
| 6 | 1:04.817 | +0.277 | 15:38:34.985 |
| 7 | 1:04.679 | +0.139 | 15:39:39.664 |
| 8 | 1:04.643 | +0.103 | 15:40:44.307 |

| Lap | Lap Tm | Diff | Time of Day |
|--------------------------------|-----------------|-----------|--------------|
| (252) Laurent Absolonne | | | |
| 1 | 1:05.871 | +0.920 | 15:31:35.185 |
| 2 | 1:05.533 | +0.582 | 15:32:40.718 |
| 3 | 1:05.107 | +0.156 | 15:33:45.825 |
| 4 | 1:04.951 | | 15:34:50.776 |
| 5 | 1:05.213 | +0.262 | 15:35:55.989 |
| 6 | 1:05.469 | +0.518 | 15:37:01.458 |
| 7 | 2:07.151 | +1:02.200 | 15:39:08.609 |
| 8 | 1:04.979 | +0.028 | 15:40:13.588 |

| Lap | Lap Tm | Diff | Time of Day |
|----------------------------|-----------------|--------|--------------|
| (414) Mario Barrios | | | |
| 1 | 1:12.846 | +7.465 | 15:32:51.268 |
| 2 | 1:05.715 | +0.334 | 15:33:56.983 |
| 3 | 1:05.496 | +0.115 | 15:35:02.479 |
| 4 | 1:10.439 | +5.058 | 15:36:12.918 |
| 5 | 1:05.381 | | 15:37:18.299 |

| Lap | Lap Tm | Diff | Time of Day |
|----------------------------|-----------------|--------|--------------|
| (228) Giacomo Rossi | | | |
| 1 | 1:06.122 | +0.603 | 15:31:44.381 |
| 2 | 1:05.679 | +0.160 | 15:32:50.060 |
| 3 | 1:05.976 | +0.457 | 15:33:56.036 |
| 4 | 1:05.519 | | 15:35:01.555 |
| 5 | 1:06.030 | +0.511 | 15:36:07.585 |
| 6 | 1:05.687 | +0.168 | 15:37:13.272 |
| 7 | 1:06.024 | +0.505 | 15:38:19.296 |
| 8 | 1:06.030 | +0.511 | 15:39:25.326 |
| 9 | 1:07.325 | +1.806 | 15:40:32.651 |

| Lap | Lap Tm | Diff | Time of Day |
|------------------------------------|-----------------|--------|--------------|
| (416) Christophe Simonaggio | | | |
| 1 | 1:07.977 | +2.123 | 15:32:01.786 |
| 2 | 1:06.353 | +0.499 | 15:33:08.139 |
| 3 | 1:06.107 | +0.253 | 15:34:14.246 |
| 4 | 1:08.857 | +3.003 | 15:35:23.103 |
| 5 | 1:05.952 | +0.098 | 15:36:29.055 |
| 6 | 1:05.854 | | 15:37:34.909 |
| 7 | 1:06.218 | +0.364 | 15:38:41.127 |



TAG Challenge International

IAME X30 Seniors & Masters

Salbris / France 1,495 Km

NON QUALIFYING PRACTICE 3 even numbers

2011-04-22 15:30

Practice (10:00 Time) started at 15:30:00

| Lap | Lap Tm | Diff | Time of Day |
|-----|----------|--------|--------------|
| 8 | 1:10.529 | +4.675 | 15:39:51.656 |

(220) Samantha Debrosavjevic

| Lap | Lap Tm | Diff | Time of Day |
|-----|-----------------|--------|--------------|
| 1 | 1:07.321 | +0.525 | 15:31:47.887 |
| 2 | 1:06.796 | | 15:32:54.683 |
| 3 | 1:07.077 | +0.281 | 15:34:01.760 |
| 4 | 1:07.215 | +0.419 | 15:35:08.975 |

| Lap | Lap Tm | Diff | Time of Day |
|-----|--------|------|-------------|
|-----|--------|------|-------------|

| Lap | Lap Tm | Diff | Time of Day |
|-----|--------|------|-------------|
|-----|--------|------|-------------|



TAG Challenge International

IAME X30 Seniors & Masters

Salbris / France 1,495 Km

NON QUALIFYING PRACTICE 3 odd numbers

2011-04-22 15:45

Practice (10:00 Time) started at 15:45:00

| Pos | No. | Name | Nat. | Chassis | Race Team | Laps | Best Tm | Diff | Gap In Lap | km/h | |
|-----|-----|----------------------|------|-----------|---------------------|------|----------|-------|------------|--------|--------|
| 1 | 225 | Steven Lesca | FRA | Tonykart | Karting Passion | 8 | 1:04.030 | | 7 | 84,054 | |
| 2 | 229 | John Barbe | FRA | Tecno | JBCompetition | 9 | 1:04.057 | 0.027 | 0.027 | 4 | 84,019 |
| 3 | 249 | Cedric Magnet | FRA | Intrepid | Magnet | 8 | 1:04.194 | 0.164 | 0.137 | 5 | 83,840 |
| 4 | 213 | Edouard Chevalier | BEL | DR | Eurokarting | 9 | 1:04.233 | 0.203 | 0.039 | 7 | 83,789 |
| 5 | 235 | Sebastien Le Gleuher | FRA | FA | Braun Racing | 8 | 1:04.421 | 0.391 | 0.188 | 5 | 83,544 |
| 6 | 239 | Mikael Vidal | FRA | Birel | WRS | 5 | 1:04.434 | 0.404 | 0.013 | 5 | 83,527 |
| 7 | 241 | Brice Zyto | FRA | FA Kart | Braun Racing | 9 | 1:04.562 | 0.532 | 0.128 | 9 | 83,362 |
| 8 | 243 | Lorenzo Vailati | ITA | Tonykart | To Win Racing Team | 8 | 1:04.567 | 0.537 | 0.005 | 7 | 83,355 |
| 9 | 237 | Paulo Jorge Mendes | POR | | Twinsport Import | 9 | 1:04.627 | 0.597 | 0.060 | 8 | 83,278 |
| 10 | 217 | Johan Bourassin | FRA | Tonykart | | 8 | 1:04.628 | 0.598 | 0.001 | 6 | 83,277 |
| 11 | 223 | David Villanueva | ESP | Energy | Energy Spain SL | 7 | 1:04.682 | 0.652 | 0.054 | 5 | 83,207 |
| 12 | 231 | Gregoire Perocheau | FRA | Tony Kart | | 9 | 1:04.710 | 0.680 | 0.028 | 8 | 83,171 |
| 13 | 215 | Quentin Rongier | FRA | Tonykart | Suau Racing Kart | 5 | 1:04.744 | 0.714 | 0.034 | 4 | 83,127 |
| 14 | 251 | Loris Aroumougom | FRA | Techno | Techno | 9 | 1:04.747 | 0.717 | 0.003 | 7 | 83,124 |
| 15 | 417 | Ludovic Breton | FRA | Kosmic | Ideal Kart | 9 | 1:04.757 | 0.727 | 0.010 | 9 | 83,111 |
| 16 | 233 | Patrick Meister | GER | Top-Kart | Berner Kart Sport | 9 | 1:04.903 | 0.873 | 0.146 | 9 | 82,924 |
| 17 | 219 | Jeremy Lopes | FRA | Tonykart | Suau Racing Kart | 8 | 1:04.960 | 0.930 | 0.057 | 6 | 82,851 |
| 18 | 245 | Antonin Bourgin | FRA | Merlin | Bourgin/WRS | 9 | 1:05.214 | 1.184 | 0.254 | 6 | 82,528 |
| 19 | 415 | Luc Levfevre | BEL | Kosmic | RSD Karting | 9 | 1:05.320 | 1.290 | 0.106 | 6 | 82,394 |
| 20 | 211 | Dennis Menze | GER | TBA | H & R Spezialfedern | 9 | 1:05.669 | 1.639 | 0.349 | 7 | 81,956 |
| 21 | 411 | Luca Blasi | BEL | DR | Eurokarting.be | 8 | 1:06.085 | 2.055 | 0.416 | 5 | 81,441 |

Timekeeping Ingrid and Meik Wagner:

Clerk of the course William Watte:

www.mylaps.com

Steward (Chairman) Olivier Steveny:

Scrutineer Francois Lauer:

Licensed to: Motorsport Events

TAG Challenge International

IAME X30 Seniors & Masters

Salbris / France 1,495 Km

NON QUALIFYING PRACTICE 3 odd numbers

2011-04-22 15:45

Practice (10:00 Time) started at 15:45:00

| Lap | Lap Tm | Diff | Time of Day |
|---------------------------|-----------------|---------|--------------|
| (225) Steven Lesca | | | |
| 1 | 1:07.195 | +3.165 | 15:47:23.609 |
| 2 | 1:04.874 | +0.844 | 15:48:28.483 |
| 3 | 1:04.440 | +0.410 | 15:49:32.923 |
| 4 | 1:04.416 | +0.386 | 15:50:37.339 |
| 5 | 2:03.954 | +59.924 | 15:52:41.293 |
| 6 | 1:05.003 | +0.973 | 15:53:46.296 |
| 7 | 1:04.030 | | 15:54:50.326 |
| 8 | 1:04.198 | +0.168 | 15:55:54.524 |

| Lap | Lap Tm | Diff | Time of Day |
|-------------------------|-----------------|--------|--------------|
| (229) John Barbe | | | |
| 1 | 1:06.074 | +2.017 | 15:46:53.707 |
| 2 | 1:04.362 | +0.305 | 15:47:58.069 |
| 3 | 1:04.196 | +0.139 | 15:49:02.265 |
| 4 | 1:04.057 | | 15:50:06.322 |
| 5 | 1:04.100 | +0.043 | 15:51:10.422 |
| 6 | 1:04.479 | +0.422 | 15:52:14.901 |
| 7 | 1:04.414 | +0.357 | 15:53:19.315 |
| 8 | 1:04.445 | +0.388 | 15:54:23.760 |
| 9 | 1:05.229 | +1.172 | 15:55:28.989 |

| Lap | Lap Tm | Diff | Time of Day |
|----------------------------|-----------------|-----------|--------------|
| (249) Cedric Magnet | | | |
| 1 | 1:08.543 | +4.349 | 15:47:01.622 |
| 2 | 1:04.354 | +0.160 | 15:48:05.976 |
| 3 | 1:04.657 | +0.463 | 15:49:10.633 |
| 4 | 1:05.030 | +0.836 | 15:50:15.663 |
| 5 | 1:04.194 | | 15:51:19.857 |
| 6 | 2:17.116 | +1:12.922 | 15:53:36.973 |
| 7 | 1:06.599 | +2.405 | 15:54:43.572 |
| 8 | 1:21.405 | +17.211 | 15:56:04.977 |

| Lap | Lap Tm | Diff | Time of Day |
|--------------------------------|-----------------|--------|--------------|
| (213) Edouard Chevalier | | | |
| 1 | 1:06.032 | +1.799 | 15:47:11.429 |
| 2 | 1:04.788 | +0.555 | 15:48:16.217 |
| 3 | 1:04.574 | +0.341 | 15:49:20.791 |
| 4 | 1:04.626 | +0.393 | 15:50:25.417 |
| 5 | 1:04.644 | +0.411 | 15:51:30.061 |
| 6 | 1:04.478 | +0.245 | 15:52:34.539 |
| 7 | 1:04.233 | | 15:53:38.772 |
| 8 | 1:04.432 | +0.199 | 15:54:43.204 |
| 9 | 1:04.313 | +0.080 | 15:55:47.517 |

| Lap | Lap Tm | Diff | Time of Day |
|-----------------------------------|-----------------|---------|--------------|
| (235) Sebastien Le Gleuher | | | |
| 1 | 1:05.982 | +1.561 | 15:47:28.211 |
| 2 | 1:04.562 | +0.141 | 15:48:32.773 |
| 3 | 1:04.424 | +0.003 | 15:49:37.197 |
| 4 | 1:04.505 | +0.084 | 15:50:41.702 |
| 5 | 1:04.421 | | 15:51:46.123 |
| 6 | 1:50.930 | +46.509 | 15:53:37.053 |
| 7 | 1:07.148 | +2.727 | 15:54:44.201 |
| 8 | 1:06.910 | +2.489 | 15:55:51.111 |

| Lap | Lap Tm | Diff | Time of Day |
|---------------------------|-----------------|--------|--------------|
| (239) Mikael Vidal | | | |
| 1 | 1:06.443 | +2.009 | 15:46:59.700 |
| 2 | 1:04.882 | +0.448 | 15:48:04.582 |
| 3 | 1:04.646 | +0.212 | 15:49:09.228 |
| 4 | 1:05.106 | +0.672 | 15:50:14.334 |
| 5 | 1:04.434 | | 15:51:18.768 |

| Lap | Lap Tm | Diff | Time of Day |
|-------------------------|----------|--------|--------------|
| (241) Brice Zyto | | | |
| 1 | 1:06.404 | +1.842 | 15:46:40.435 |
| 2 | 1:05.348 | +0.786 | 15:47:45.783 |
| 3 | 1:05.085 | +0.523 | 15:48:50.868 |
| 4 | 1:05.012 | +0.450 | 15:49:55.880 |
| 5 | 1:04.923 | +0.361 | 15:51:00.803 |

| Lap | Lap Tm | Diff | Time of Day |
|-----|-----------------|--------|--------------|
| 6 | 1:04.728 | +0.166 | 15:52:05.531 |
| 7 | 1:04.794 | +0.232 | 15:53:10.325 |
| 8 | 1:04.925 | +0.363 | 15:54:15.250 |
| 9 | 1:04.562 | | 15:55:19.812 |

| Lap | Lap Tm | Diff | Time of Day |
|------------------------------|-----------------|--------|--------------|
| (243) Lorenzo Vailati | | | |
| 1 | 1:09.971 | +5.404 | 15:46:46.150 |
| 2 | 1:05.036 | +0.469 | 15:47:51.186 |
| 3 | 1:05.051 | +0.484 | 15:48:56.237 |
| 4 | 1:04.994 | +0.427 | 15:50:01.231 |
| 5 | 1:05.320 | +0.753 | 15:51:06.551 |
| 6 | 1:04.758 | +0.191 | 15:52:11.309 |
| 7 | 1:04.567 | | 15:53:15.876 |
| 8 | 1:04.621 | +0.054 | 15:54:20.497 |

| Lap | Lap Tm | Diff | Time of Day |
|---------------------------------|-----------------|--------|--------------|
| (237) Paulo Jorge Mendes | | | |
| 1 | 1:07.950 | +3.323 | 15:46:46.634 |
| 2 | 1:05.175 | +0.548 | 15:47:51.809 |
| 3 | 1:05.043 | +0.416 | 15:48:56.852 |
| 4 | 1:04.712 | +0.085 | 15:50:01.564 |
| 5 | 1:05.195 | +0.568 | 15:51:06.759 |
| 6 | 1:04.782 | +0.155 | 15:52:11.541 |
| 7 | 1:04.636 | +0.009 | 15:53:16.177 |
| 8 | 1:04.627 | | 15:54:20.804 |
| 9 | 1:05.052 | +0.425 | 15:55:25.856 |

| Lap | Lap Tm | Diff | Time of Day |
|------------------------------|-----------------|--------|--------------|
| (217) Johan Bourassin | | | |
| 1 | 1:05.913 | +1.285 | 15:46:37.573 |
| 2 | 1:04.852 | +0.224 | 15:47:42.425 |
| 3 | 1:04.850 | +0.222 | 15:48:47.275 |
| 4 | 1:04.633 | +0.005 | 15:49:51.908 |
| 5 | 1:07.548 | +2.920 | 15:50:59.456 |
| 6 | 1:04.628 | | 15:52:04.084 |
| 7 | 1:04.773 | +0.145 | 15:53:08.857 |
| 8 | 1:04.748 | +0.120 | 15:54:13.605 |

| Lap | Lap Tm | Diff | Time of Day |
|-------------------------------|-----------------|--------|--------------|
| (223) David Villanueva | | | |
| 1 | 1:06.000 | +1.318 | 15:46:45.579 |
| 2 | 1:04.943 | +0.261 | 15:47:50.522 |
| 3 | 1:04.828 | +0.146 | 15:48:55.350 |
| 4 | 1:04.687 | +0.005 | 15:50:00.037 |
| 5 | 1:04.682 | | 15:51:04.719 |
| 6 | 1:04.987 | +0.305 | 15:52:09.706 |
| 7 | 1:04.738 | +0.056 | 15:53:14.444 |

| Lap | Lap Tm | Diff | Time of Day |
|---------------------------------|-----------------|--------|--------------|
| (231) Gregoire Perocheau | | | |
| 1 | 1:06.142 | +1.432 | 15:46:38.365 |
| 2 | 1:05.262 | +0.552 | 15:47:43.627 |
| 3 | 1:05.072 | +0.362 | 15:48:48.699 |
| 4 | 1:04.988 | +0.278 | 15:49:53.687 |
| 5 | 1:05.142 | +0.432 | 15:50:58.829 |
| 6 | 1:04.958 | +0.248 | 15:52:03.787 |
| 7 | 1:04.886 | +0.176 | 15:53:08.673 |
| 8 | 1:04.710 | | 15:54:13.383 |
| 9 | 1:04.818 | +0.108 | 15:55:18.201 |

| Lap | Lap Tm | Diff | Time of Day |
|------------------------------|-----------------|--------|--------------|
| (215) Quentin Rongier | | | |
| 1 | 1:06.775 | +2.031 | 15:46:44.394 |
| 2 | 1:05.391 | +0.647 | 15:47:49.785 |
| 3 | 1:04.940 | +0.196 | 15:48:54.725 |
| 4 | 1:04.744 | | 15:49:59.469 |
| 5 | 1:04.879 | +0.135 | 15:51:04.348 |

| Lap | Lap Tm | Diff | Time of Day |
|-------------------------------|----------|--------|--------------|
| (251) Loris Aroumougom | | | |
| 1 | 1:05.722 | +0.975 | 15:46:49.679 |
| 2 | 1:04.994 | +0.247 | 15:47:54.673 |

| Lap | Lap Tm | Diff | Time of Day |
|-----|-----------------|--------|--------------|
| 3 | 1:04.796 | +0.049 | 15:48:59.469 |
| 4 | 1:04.991 | +0.244 | 15:50:04.460 |
| 5 | 1:04.950 | +0.203 | 15:51:09.410 |
| 6 | 1:05.055 | +0.308 | 15:52:14.465 |
| 7 | 1:04.747 | | 15:53:19.212 |
| 8 | 1:05.423 | +0.676 | 15:54:24.635 |
| 9 | 1:05.018 | +0.271 | 15:55:29.653 |

| Lap | Lap Tm | Diff | Time of Day |
|-----------------------------|-----------------|---------|--------------|
| (417) Ludovic Breton | | | |
| 1 | 1:06.373 | +1.616 | 15:46:38.149 |
| 2 | 1:05.790 | +1.033 | 15:47:43.939 |
| 3 | 1:05.533 | +0.776 | 15:48:49.472 |
| 4 | 1:05.389 | +0.632 | 15:49:54.861 |
| 5 | 1:46.269 | +41.512 | 15:51:41.130 |
| 6 | 1:06.578 | +1.821 | 15:52:47.708 |
| 7 | 1:05.101 | +0.344 | 15:53:52.809 |
| 8 | 1:04.879 | +0.122 | 15:54:57.688 |
| 9 | 1:04.757 | | 15:56:02.445 |

| Lap | Lap Tm | Diff | Time of Day |
|------------------------------|-----------------|--------|--------------|
| (233) Patrick Meister | | | |
| 1 | 1:06.037 | +1.134 | 15:46:40.315 |
| 2 | 1:05.977 | +1.074 | 15:47:46.292 |
| 3 | 1:05.479 | +0.576 | 15:48:51.771 |
| 4 | 1:05.286 | +0.383 | 15:49:57.057 |
| 5 | 1:05.225 | +0.322 | 15:51:02.282 |
| 6 | 1:05.128 | +0.225 | 15:52:07.410 |
| 7 | 1:05.045 | +0.142 | 15:53:12.455 |
| 8 | 1:05.088 | +0.185 | 15:54:17.543 |
| 9 | 1:04.903 | | 15:55:22.446 |

| Lap | Lap Tm | Diff | Time of Day |
|---------------------------|-----------------|--------|--------------|
| (219) Jeremy Lopes | | | |
| 1 | 1:06.753 | +1.793 | 15:46:44.636 |
| 2 | 1:05.458 | +0.498 | 15:47:50.094 |
| 3 | 1:05.123 | +0.163 | 15:48:55.217 |
| 4 | 1:05.630 | +0.670 | 15:50:00.847 |
| 5 | 1:06.780 | +1.820 | 15:51:07.627 |
| 6 | 1:04.960 | | 15:52:12.587 |
| 7 | 1:05.003 | +0.043 | 15:53:17.590 |
| 8 | 1:05.018 | +0.058 | 15:54:22.608 |

| Lap | Lap Tm | Diff | Time of Day |
|------------------------------|-----------------|--------|--------------|
| (245) Antonin Bourgin | | | |
| 1 | 1:06.689 | +1.475 | 15:46:42.060 |
| 2 | 1:05.371 | +0.157 | 15:47:47.431 |
| 3 | 1:05.504 | +0.290 | 15:48:52.935 |
| 4 | 1:05.261 | +0.047 | 15:49:58.196 |
| 5 | 1:05.482 | +0.268 | 15:51:03.678 |
| 6 | 1:05.214 | | 15:52:08.892 |
| 7 | 1:05.274 | +0.060 | 15:53:14.166 |
| 8 | 1:06.176 | +0.962 | 15:54:20.342 |
| 9 | 1:05.943 | +0.729 | 15:55:26.285 |

| Lap | Lap Tm | Diff | Time of Day |
|---------------------------|-----------------|--------|--------------|
| (415) Luc Levfèvre | | | |
| 1 | 1:07.520 | +2.200 | 15:46:52.706 |
| 2 | 1:06.258 | +0.938 | 15:47:58.964 |
| 3 | 1:05.353 | +0.033 | 15:49:04.317 |
| 4 | 1:05.493 | +0.173 | 15:50:09.810 |
| 5 | 1:06.411 | +1.091 | 15:51:16.221 |
| 6 | 1:05.320 | | 15:52:21.541 |
| 7 | 1:06.013 | +0.693 | 15:53:27.554 |
| 8 | 1:05.340 | +0.020 | 15:54:32.894 |
| 9 | 1:05.797 | +0.477 | 15:55:38.691 |

| Lap | Lap Tm | Diff | Time of Day |
|---------------------------|----------|--------|--------------|
| (211) Dennis Menze | | | |
| 1 | 1:06.781 | +1.112 | 15:46:44.263 |
| 2 | 1:06.570 | +0.901 | 15:47:50.833 |
| 3 | 1:06.542 | +0.873 | 15:48:57.375 |



TAG Challenge International

IAME X30 Seniors & Masters

Salbris / France 1,495 Km

NON QUALIFYING PRACTICE 3 odd numbers

2011-04-22 15:45

Practice (10:00 Time) started at 15:45:00

| Lap | Lap Tm | Diff | Time of Day |
|-----|-----------------|--------|--------------|
| 4 | 1:06.163 | +0.494 | 15:50:03.538 |
| 5 | 1:05.889 | +0.220 | 15:51:09.427 |
| 6 | 1:06.305 | +0.636 | 15:52:15.732 |
| 7 | 1:05.669 | | 15:53:21.401 |
| 8 | 1:05.786 | +0.117 | 15:54:27.187 |
| 9 | 1:06.014 | +0.345 | 15:55:33.201 |

(411) Luca Blasi

| Lap | Lap Tm | Diff | Time of Day |
|-----|-----------------|--------|--------------|
| 1 | 1:08.556 | +2.471 | 15:46:55.301 |
| 2 | 1:07.021 | +0.936 | 15:48:02.322 |
| 3 | 1:06.422 | +0.337 | 15:49:08.744 |
| 4 | 1:07.394 | +1.309 | 15:50:16.138 |
| 5 | 1:06.085 | | 15:51:22.223 |
| 6 | 1:06.403 | +0.318 | 15:52:28.626 |
| 7 | 1:06.113 | +0.028 | 15:53:34.739 |
| 8 | 1:06.195 | +0.110 | 15:54:40.934 |

Lap Lap Tm Diff Time of Day

Lap Lap Tm Diff Time of Day



TAG Challenge International

IAME X30 Seniors & Masters

Salbris / France 1,495 Km

QUALIFYING PRACTICE Group 1

2011-04-22 17:10

Qualifying (20:00 Time) started at 17:10:01

| Pos | No. | Name | Nat. | Chassis | Race Team | Laps | Best Tm | Diff | Gap In Lap | km/h |
|-----|-----|-------------------------|------|-----------|---------------------|------|----------|-------|------------|-----------|
| 1 | 232 | Jeffrey Rouchy | FRA | Mirage | OKS | 9 | 1:03.587 | | | 5 84,640 |
| 2 | 234 | Javier Rodelas Castillo | ESP | Energy | Energy Spain SL | 8 | 1:03.588 | 0.001 | 0.001 | 2 84,639 |
| 3 | 225 | Steven Lesca | FRA | Tonykart | Karting Passion | 9 | 1:03.734 | 0.147 | 0.146 | 3 84,445 |
| 4 | 212 | Martin Vanhove | BEL | Intrepid | Eurokarting | 7 | 1:03.750 | 0.163 | 0.016 | 3 84,424 |
| 5 | 238 | Nicolas Amiel | FRA | Alpha | Alpha Karting | 9 | 1:03.913 | 0.326 | 0.163 | 3 84,208 |
| 6 | 229 | John Barbe | FRA | Tecno | JBCompetition | 8 | 1:03.940 | 0.353 | 0.027 | 3 84,173 |
| 7 | 239 | Mikael Vidal | FRA | Birel | WRS | 6 | 1:03.948 | 0.361 | 0.008 | 5 84,162 |
| 8 | 252 | Laurent Absologne | BEL | | | 11 | 1:03.962 | 0.375 | 0.014 | 5 84,144 |
| 9 | 215 | Quentin Rongier | FRA | Tonykart | Suau Racing Kart | 12 | 1:04.001 | 0.414 | 0.039 | 5 84,092 |
| 10 | 216 | Joffrey De Narda | FRA | Kosmic | Ideal Kart | 10 | 1:04.156 | 0.569 | 0.155 | 8 83,889 |
| 11 | 213 | Edouard Chevalier | BEL | DR | Eurokarting | 9 | 1:04.166 | 0.579 | 0.010 | 4 83,876 |
| 12 | 219 | Jeremy Lopes | FRA | Tonykart | Suau Racing Kart | 12 | 1:04.172 | 0.585 | 0.006 | 4 83,868 |
| 13 | 245 | Antonin Bourgin | FRA | Merlin | Bourgin/WRS | 9 | 1:04.249 | 0.662 | 0.077 | 5 83,768 |
| 14 | 237 | Paulo Jorge Mendes | POR | | Twinsport Import | 11 | 1:04.356 | 0.769 | 0.107 | 5 83,629 |
| 15 | 231 | Gregoire Perocheau | FRA | Tony Kart | | 12 | 1:04.425 | 0.838 | 0.069 | 10 83,539 |
| 16 | 233 | Patrick Meister | GER | Top-Kart | Berner Kart Sport | 9 | 1:04.539 | 0.952 | 0.114 | 3 83,391 |
| 17 | 251 | Loris Aroumougom | FRA | Techno | Techno | 11 | 1:04.543 | 0.956 | 0.004 | 3 83,386 |
| 18 | 415 | Luc Levfevre | BEL | Kosmic | RSD Karting | 11 | 1:04.915 | 1.328 | 0.372 | 7 82,908 |
| 19 | 211 | Dennis Menze | GER | TBA | H & R Spezialfedern | 17 | 1:04.917 | 1.330 | 0.002 | 3 82,906 |
| 20 | 244 | Dominik Siegenthaler | SUI | Tonykart | Wenker Racing | 2 | 1:05.026 | 1.439 | 0.109 | 2 82,767 |
| 21 | 412 | Philippe Pecheny | BEL | DR | Eurokarting.be | 13 | 1:05.390 | 1.803 | 0.364 | 12 82,306 |
| 22 | 411 | Luca Blasi | BEL | DR | Eurokarting.be | 13 | 1:05.937 | 2.350 | 0.547 | 5 81,623 |

Announcements

These results are provisional until the conclusion of any judicial and technical matters

Timekeeping Ingrid and Meik Wagner:

Clerk of the course William Watte:

www.mylaps.com

Steward (Chairman) Olivier Steveny:

Scrutineer Francois Lauer:

Licensed to: Motorsport Events

TAG Challenge International

IAME X30 Seniors & Masters

Salbris / France 1,495 Km

QUALIFYING PRACTICE Group 1

2011-04-22 17:10

Qualifying (20:00 Time) started at 17:10:01

| Lap | Lap Tm | Diff | Time of Day |
|-----------------------------|-----------------|---------|--------------|
| (232) Jeffrey Rouchy | | | |
| 1 | 1:09.487 | +5.900 | 17:17:58.579 |
| 2 | 1:03.840 | +0.253 | 17:19:02.419 |
| 3 | 1:07.848 | +4.261 | 17:20:10.267 |
| 4 | 1:12.527 | +8.940 | 17:21:22.794 |
| 5 | 1:03.587 | | 17:22:26.381 |
| 6 | 1:06.739 | +3.152 | 17:23:33.120 |
| 7 | 1:18.775 | +15.188 | 17:24:51.895 |
| 8 | 1:08.020 | +4.433 | 17:25:59.915 |
| 9 | 1:03.999 | +0.412 | 17:27:03.914 |

| Lap | Lap Tm | Diff | Time of Day |
|--------------------------------------|-----------------|--------|--------------|
| (234) Javier Rodelas Castillo | | | |
| 1 | 1:06.346 | +2.758 | 17:22:02.908 |
| 2 | 1:03.588 | | 17:23:06.496 |
| 3 | 1:03.796 | +0.208 | 17:24:10.292 |
| 4 | 1:03.731 | +0.143 | 17:25:14.023 |
| 5 | 1:07.503 | +3.915 | 17:26:21.526 |
| 6 | 1:07.879 | +4.291 | 17:27:29.405 |
| 7 | 1:03.854 | +0.266 | 17:28:33.259 |
| 8 | 1:03.959 | +0.371 | 17:29:37.218 |

| Lap | Lap Tm | Diff | Time of Day |
|---------------------------|-----------------|---------|--------------|
| (225) Steven Lesca | | | |
| 1 | 1:28.564 | +24.830 | 17:20:32.122 |
| 2 | 1:04.431 | +0.697 | 17:21:36.553 |
| 3 | 1:03.734 | | 17:22:40.287 |
| 4 | 1:03.830 | +0.096 | 17:23:44.117 |
| 5 | 1:04.366 | +0.632 | 17:24:48.483 |
| 6 | 1:04.107 | +0.373 | 17:25:52.590 |
| 7 | 1:04.265 | +0.531 | 17:26:56.855 |
| 8 | 1:03.869 | +0.135 | 17:28:00.724 |
| 9 | 1:03.949 | +0.215 | 17:29:04.673 |

| Lap | Lap Tm | Diff | Time of Day |
|-----------------------------|-----------------|--------|--------------|
| (212) Martin Vanhove | | | |
| 1 | 1:06.557 | +2.807 | 17:17:11.470 |
| 2 | 1:04.390 | +0.640 | 17:18:15.860 |
| 3 | 1:03.750 | | 17:19:19.610 |
| 4 | 1:03.799 | +0.049 | 17:20:23.409 |
| 5 | 1:03.985 | +0.235 | 17:21:27.394 |
| 6 | 1:04.118 | +0.368 | 17:22:31.512 |
| 7 | 1:04.063 | +0.313 | 17:23:35.575 |

| Lap | Lap Tm | Diff | Time of Day |
|----------------------------|-----------------|--------|--------------|
| (238) Nicolas Amiel | | | |
| 1 | 1:11.131 | +7.218 | 17:18:16.921 |
| 2 | 1:04.210 | +0.297 | 17:19:21.131 |
| 3 | 1:03.913 | | 17:20:25.044 |
| 4 | 1:04.030 | +0.117 | 17:21:29.074 |
| 5 | 1:04.154 | +0.241 | 17:22:33.228 |
| 6 | 1:04.045 | +0.132 | 17:23:37.273 |
| 7 | 1:04.667 | +0.754 | 17:24:41.940 |
| 8 | 1:04.255 | +0.342 | 17:25:46.195 |
| 9 | 1:04.587 | +0.674 | 17:26:50.782 |

| Lap | Lap Tm | Diff | Time of Day |
|-------------------------|-----------------|--------|--------------|
| (229) John Barbe | | | |
| 1 | 1:12.850 | +8.910 | 17:16:23.859 |
| 2 | 1:04.380 | +0.440 | 17:17:28.239 |
| 3 | 1:03.940 | | 17:18:32.179 |
| 4 | 1:04.124 | +0.184 | 17:19:36.303 |
| 5 | 1:04.273 | +0.333 | 17:20:40.576 |
| 6 | 1:04.446 | +0.506 | 17:21:45.022 |
| 7 | 1:04.277 | +0.337 | 17:22:49.299 |
| 8 | 1:04.539 | +0.599 | 17:23:53.838 |

| Lap | Lap Tm | Diff | Time of Day |
|---------------------------|----------|--------|--------------|
| (239) Mikael Vidal | | | |
| 1 | 1:07.222 | +3.274 | 17:18:26.219 |
| 2 | 1:04.033 | +0.085 | 17:19:30.252 |

| Lap | Lap Tm | Diff | Time of Day |
|-----|-----------------|--------|--------------|
| 3 | 1:04.331 | +0.383 | 17:20:34.583 |
| 4 | 1:04.185 | +0.237 | 17:21:38.768 |
| 5 | 1:03.948 | | 17:22:42.716 |
| 6 | 1:04.444 | +0.496 | 17:23:47.160 |

| Lap | Lap Tm | Diff | Time of Day |
|-------------------------------|-----------------|--------|--------------|
| (252) Laurent Absolgne | | | |
| 1 | 1:13.011 | +9.049 | 17:15:22.435 |
| 2 | 1:04.376 | +0.414 | 17:16:32.811 |
| 3 | 1:04.266 | +0.304 | 17:17:37.077 |
| 4 | 1:04.034 | +0.072 | 17:18:41.111 |
| 5 | 1:03.962 | | 17:19:45.073 |
| 6 | 1:04.112 | +0.150 | 17:20:49.185 |
| 7 | 1:04.649 | +0.687 | 17:21:53.834 |
| 8 | 1:04.293 | +0.331 | 17:22:58.127 |
| 9 | 1:04.260 | +0.298 | 17:24:02.387 |
| 10 | 1:04.176 | +0.214 | 17:25:06.563 |
| 11 | 1:04.431 | +0.469 | 17:26:10.994 |

| Lap | Lap Tm | Diff | Time of Day |
|------------------------------|-----------------|---------|--------------|
| (215) Quentin Rongier | | | |
| 1 | 1:17.558 | +13.557 | 17:16:22.489 |
| 2 | 1:04.262 | +0.261 | 17:17:26.751 |
| 3 | 1:04.052 | +0.051 | 17:18:30.803 |
| 4 | 1:04.087 | +0.086 | 17:19:34.890 |
| 5 | 1:04.001 | | 17:20:38.891 |
| 6 | 1:04.120 | +0.119 | 17:21:43.011 |
| 7 | 1:11.238 | +7.237 | 17:22:54.249 |
| 8 | 1:04.079 | +0.078 | 17:23:58.328 |
| 9 | 1:14.999 | +10.998 | 17:25:13.327 |
| 10 | 1:15.368 | +11.367 | 17:26:28.695 |
| 11 | 1:04.315 | +0.314 | 17:27:33.010 |
| 12 | 1:04.130 | +0.129 | 17:28:37.140 |

| Lap | Lap Tm | Diff | Time of Day |
|-------------------------------|-----------------|--------|--------------|
| (216) Joffrey De Narda | | | |
| 1 | 1:07.721 | +3.565 | 17:16:35.981 |
| 2 | 1:04.246 | +0.090 | 17:17:40.227 |
| 3 | 1:04.277 | +0.121 | 17:18:44.504 |
| 4 | 1:04.222 | +0.066 | 17:19:48.726 |
| 5 | 1:04.190 | +0.034 | 17:20:52.916 |
| 6 | 1:04.259 | +0.103 | 17:21:57.175 |
| 7 | 1:04.320 | +0.164 | 17:23:01.495 |
| 8 | 1:04.156 | | 17:24:05.651 |
| 9 | 1:04.766 | +0.610 | 17:25:10.417 |
| 10 | 1:04.330 | +0.174 | 17:26:14.747 |

| Lap | Lap Tm | Diff | Time of Day |
|--------------------------------|-----------------|--------|--------------|
| (213) Edouard Chevalier | | | |
| 1 | 1:07.546 | +3.380 | 17:16:29.895 |
| 2 | 1:04.842 | +0.676 | 17:17:34.737 |
| 3 | 1:04.483 | +0.317 | 17:18:39.220 |
| 4 | 1:04.166 | | 17:19:43.386 |
| 5 | 1:04.422 | +0.256 | 17:20:47.808 |
| 6 | 1:04.375 | +0.209 | 17:21:52.183 |
| 7 | 1:04.256 | +0.090 | 17:22:56.439 |
| 8 | 1:04.518 | +0.352 | 17:24:00.957 |
| 9 | 1:04.798 | +0.632 | 17:25:05.755 |

| Lap | Lap Tm | Diff | Time of Day |
|---------------------------|-----------------|---------|--------------|
| (219) Jeremy Lopes | | | |
| 1 | 1:18.859 | +14.687 | 17:16:12.853 |
| 2 | 1:04.628 | +0.456 | 17:17:17.481 |
| 3 | 1:04.242 | +0.070 | 17:18:21.723 |
| 4 | 1:04.172 | | 17:19:25.895 |
| 5 | 1:04.577 | +0.405 | 17:20:30.472 |
| 6 | 1:04.257 | +0.085 | 17:21:34.729 |
| 7 | 1:04.268 | +0.096 | 17:22:38.997 |
| 8 | 1:04.516 | +0.344 | 17:23:43.513 |
| 9 | 1:17.345 | +13.173 | 17:25:00.858 |
| 10 | 1:11.670 | +7.498 | 17:26:12.528 |

| Lap | Lap Tm | Diff | Time of Day |
|-----|----------|--------|--------------|
| 11 | 1:04.560 | +0.388 | 17:27:17.088 |
| 12 | 1:04.336 | +0.164 | 17:28:21.424 |

| Lap | Lap Tm | Diff | Time of Day |
|------------------------------|-----------------|--------|--------------|
| (245) Antonin Bourgin | | | |
| 1 | 1:07.183 | +2.934 | 17:18:06.546 |
| 2 | 1:04.569 | +0.320 | 17:19:11.115 |
| 3 | 1:04.803 | +0.554 | 17:20:15.918 |
| 4 | 1:04.549 | +0.300 | 17:21:20.467 |
| 5 | 1:04.249 | | 17:22:24.716 |
| 6 | 1:04.672 | +0.423 | 17:23:29.388 |
| 7 | 1:06.896 | +2.647 | 17:24:36.284 |
| 8 | 1:04.823 | +0.574 | 17:25:41.107 |
| 9 | 1:05.049 | +0.800 | 17:26:46.156 |

| Lap | Lap Tm | Diff | Time of Day |
|---------------------------------|-----------------|--------|--------------|
| (237) Paulo Jorge Mendes | | | |
| 1 | 1:12.711 | +8.355 | 17:15:16.229 |
| 2 | 1:05.176 | +0.820 | 17:16:21.405 |
| 3 | 1:04.492 | +0.136 | 17:17:25.897 |
| 4 | 1:04.361 | +0.005 | 17:18:30.258 |
| 5 | 1:04.356 | | 17:19:34.614 |
| 6 | 1:04.919 | +0.563 | 17:20:39.533 |
| 7 | 1:04.416 | +0.060 | 17:21:43.949 |
| 8 | 1:04.391 | +0.035 | 17:22:48.340 |
| 9 | 1:05.170 | +0.814 | 17:23:53.510 |
| 10 | 1:06.538 | +2.182 | 17:25:00.048 |
| 11 | 1:04.533 | +0.177 | 17:26:04.581 |

| Lap | Lap Tm | Diff | Time of Day |
|---------------------------------|-----------------|--------|--------------|
| (231) Gregoire Perocheau | | | |
| 1 | 1:13.668 | +9.243 | 17:16:09.025 |
| 2 | 1:05.090 | +0.665 | 17:17:14.115 |
| 3 | 1:04.761 | +0.336 | 17:18:18.876 |
| 4 | 1:04.780 | +0.355 | 17:19:23.656 |
| 5 | 1:05.210 | +0.785 | 17:20:28.866 |
| 6 | 1:04.510 | +0.085 | 17:21:33.376 |
| 7 | 1:04.566 | +0.141 | 17:22:37.942 |
| 8 | 1:05.834 | +1.409 | 17:23:43.776 |
| 9 | 1:05.463 | +1.038 | 17:24:49.239 |
| 10 | 1:04.425 | | 17:25:53.664 |
| 11 | 1:04.652 | +0.227 | 17:26:58.316 |
| 12 | 1:04.442 | +0.017 | 17:28:02.758 |

| Lap | Lap Tm | Diff | Time of Day |
|------------------------------|-----------------|---------|--------------|
| (233) Patrick Meister | | | |
| 1 | 1:19.390 | +14.851 | 17:18:12.840 |
| 2 | 1:05.018 | +0.479 | 17:19:17.858 |
| 3 | 1:04.539 | | 17:20:22.397 |
| 4 | 1:04.963 | +0.424 | 17:21:27.360 |
| 5 | 1:04.780 | +0.241 | 17:22:32.140 |
| 6 | 1:04.614 | +0.075 | 17:23:36.754 |
| 7 | 1:05.518 | +0.979 | 17:24:42.272 |
| 8 | 1:04.732 | +0.193 | 17:25:47.004 |
| 9 | 1:04.643 | +0.104 | 17:26:51.647 |

| Lap | Lap Tm | Diff | Time of Day |
|-------------------------------|-----------------|---------|--------------|
| (251) Loris Aroumougom | | | |
| 1 | 1:09.307 | +4.764 | 17:16:56.276 |
| 2 | 1:04.795 | +0.252 | 17:18:01.071 |
| 3 | 1:04.543 | | 17:19:05.614 |
| 4 | 1:04.895 | +0.352 | 17:20:10.509 |
| 5 | 1:05.348 | +0.805 | 17:21:15.857 |
| 6 | 1:04.937 | +0.394 | 17:22:20.794 |
| 7 | 1:17.005 | +12.462 | 17:23:37.799 |
| 8 | 1:05.115 | +0.572 | 17:24:42.914 |
| 9 | 1:04.986 | +0.443 | 17:25:47.900 |
| 10 | 1:11.079 | +6.536 | 17:26:58.979 |
| 11 | 1:05.026 | +0.483 | 17:28:04.005 |

| Lap | Lap Tm | Diff | Time of Day |
|--------------------------|--------|------|-------------|
| (415) Luc Levevre | | | |





TAG Challenge International

IAME X30 Seniors & Masters

Salbris / France 1,495 Km

QUALIFYING PRACTICE Group 1

2011-04-22 17:10

Qualifying (20:00 Time) started at 17:10:01

| Lap | Lap Tm | Diff | Time of Day |
|-----|-----------------|--------|--------------|
| 1 | 1:09.737 | +4.822 | 17:16:25.053 |
| 2 | 1:05.664 | +0.749 | 17:17:30.717 |
| 3 | 1:05.575 | +0.660 | 17:18:36.292 |
| 4 | 1:05.265 | +0.350 | 17:19:41.557 |
| 5 | 1:06.945 | +2.030 | 17:20:48.502 |
| 6 | 1:05.608 | +0.693 | 17:21:54.110 |
| 7 | 1:04.915 | | 17:22:59.025 |
| 8 | 1:05.112 | +0.197 | 17:24:04.137 |
| 9 | 1:07.310 | +2.395 | 17:25:11.447 |
| 10 | 1:05.628 | +0.713 | 17:26:17.075 |
| 11 | 1:05.455 | +0.540 | 17:27:22.530 |

(211) Dennis Menze

| | | | |
|----|-----------------|--------|--------------|
| 1 | 1:09.311 | +4.394 | 17:13:04.869 |
| 2 | 1:05.018 | +0.101 | 17:14:09.887 |
| 3 | 1:04.917 | | 17:15:14.804 |
| 4 | 1:05.126 | +0.209 | 17:16:19.930 |
| 5 | 1:05.011 | +0.094 | 17:17:24.941 |
| 6 | 1:05.215 | +0.298 | 17:18:30.156 |
| 7 | 1:05.653 | +0.736 | 17:19:35.809 |
| 8 | 1:05.048 | +0.131 | 17:20:40.857 |
| 9 | 1:04.984 | +0.067 | 17:21:45.841 |
| 10 | 1:05.153 | +0.236 | 17:22:50.994 |
| 11 | 1:12.312 | +7.395 | 17:24:03.306 |
| 12 | 1:08.066 | +3.149 | 17:25:11.372 |
| 13 | 1:05.212 | +0.295 | 17:26:16.584 |
| 14 | 1:05.323 | +0.406 | 17:27:21.907 |
| 15 | 1:04.999 | +0.082 | 17:28:26.906 |
| 16 | 1:05.216 | +0.299 | 17:29:32.122 |
| 17 | 1:05.109 | +0.192 | 17:30:37.231 |

(244) Dominik Siegenthaler

| | | | |
|---|-----------------|---------|--------------|
| 1 | 1:28.177 | +23.151 | 17:20:32.594 |
| 2 | 1:05.026 | | 17:21:37.620 |

(412) Philippe Pecheny

| | | | |
|----|-----------------|---------|--------------|
| 1 | 1:18.261 | +12.871 | 17:11:33.384 |
| 2 | 1:05.459 | +0.069 | 17:12:38.843 |
| 3 | 1:05.742 | +0.352 | 17:13:44.585 |
| 4 | 1:06.413 | +1.023 | 17:14:50.998 |
| 5 | 1:06.258 | +0.868 | 17:15:57.256 |
| 6 | 1:05.784 | +0.394 | 17:17:03.040 |
| 7 | 1:10.140 | +4.750 | 17:18:13.180 |
| 8 | 1:10.277 | +4.887 | 17:19:23.457 |
| 9 | 1:13.198 | +7.808 | 17:20:36.655 |
| 10 | 1:05.603 | +0.213 | 17:21:42.258 |
| 11 | 1:05.716 | +0.326 | 17:22:47.974 |
| 12 | 1:05.390 | | 17:23:53.364 |
| 13 | 1:23.373 | +17.983 | 17:25:16.737 |

(411) Luca Blasi

| | | | |
|----|-----------------|--------|--------------|
| 1 | 1:15.155 | +9.218 | 17:11:30.867 |
| 2 | 1:06.493 | +0.556 | 17:12:37.360 |
| 3 | 1:06.449 | +0.512 | 17:13:43.809 |
| 4 | 1:06.992 | +1.055 | 17:14:50.801 |
| 5 | 1:05.937 | | 17:15:56.738 |
| 6 | 1:05.958 | +0.021 | 17:17:02.696 |
| 7 | 1:06.418 | +0.481 | 17:18:09.114 |
| 8 | 1:06.072 | +0.135 | 17:19:15.186 |
| 9 | 1:05.948 | +0.011 | 17:20:21.134 |
| 10 | 1:06.904 | +0.967 | 17:21:28.038 |
| 11 | 1:06.872 | +0.935 | 17:22:34.910 |
| 12 | 1:06.440 | +0.503 | 17:23:41.350 |
| 13 | 1:06.770 | +0.833 | 17:24:48.120 |

Lap Lap Tm Diff Time of Day

Lap Lap Tm Diff Time of Day



TAG Challenge International

IAME X30 Seniors & Masters

Salbris / France 1,495 Km

QUALIFYING PRACTICE Group 2

2011-04-22 17:35

Qualifying (20:00 Time) started at 17:35:00

| Pos | No. | Name | Nat. | Chassis | Race Team | Laps | Best Tm | Diff | Gap In Lap | km/h |
|-----|-----|-------------------------|------|-------------|--------------------|------|----------|-------|------------|-----------|
| 1 | 249 | Cedric Magnet | FRA | Intrepid | Magnet | 10 | 1:03.666 | | | |
| 2 | 246 | Pierre Henri Janicaud | FRA | Energy | MP Racing Kart | 11 | 1:03.729 | 0.063 | 0.063 | 7 84,451 |
| 3 | 240 | Adrian Lafille | FRA | Alpha | Alpha Karting | 12 | 1:03.758 | 0.092 | 0.029 | 10 84,413 |
| 4 | 218 | Andrea Suau | FRA | Tonykart | Suau Racing Kart | 16 | 1:03.805 | 0.139 | 0.047 | 3 84,351 |
| 5 | 214 | Jeremy Peclers | BEL | Kosmic | RSD Karting | 6 | 1:03.837 | 0.171 | 0.032 | 3 84,308 |
| 6 | 217 | Johan Bourassin | FRA | Tonykart | | 14 | 1:03.843 | 0.177 | 0.006 | 4 84,301 |
| 7 | 235 | Sebastien Le Gleuher | FRA | FA | Braun Racing | 11 | 1:03.875 | 0.209 | 0.032 | 9 84,258 |
| 8 | 250 | Romain Mange | FRA | Mirage | OXS | 13 | 1:03.928 | 0.262 | 0.053 | 4 84,188 |
| 9 | 223 | David Villanueva | ESP | Energy | Energy Spain SL | 11 | 1:03.985 | 0.319 | 0.057 | 3 84,113 |
| 10 | 224 | Ignasi Calero Yanez | ESP | Energy | Energy Spain SL | 10 | 1:04.011 | 0.345 | 0.026 | 5 84,079 |
| 11 | 236 | Nicolas Perez | FRA | Alpha | Alpha Karting | 7 | 1:04.024 | 0.358 | 0.013 | 3 84,062 |
| 12 | 222 | Sebastien Pastorek | FRA | Energy | Team Jarousse | 11 | 1:04.036 | 0.370 | 0.012 | 3 84,046 |
| 13 | 230 | Hakim Le Bon | FRA | Kosmic/Tony | Team Le Bon | 9 | 1:04.045 | 0.379 | 0.009 | 3 84,035 |
| 14 | 243 | Lorenzo Vailati | ITA | Tonykart | To Win Racing Team | 11 | 1:04.139 | 0.473 | 0.094 | 4 83,912 |
| 15 | 248 | Cedric Pernet | FRA | FA | Team Pernet Racing | 8 | 1:04.177 | 0.511 | 0.038 | 3 83,862 |
| 16 | 241 | Brice Zyto | FRA | FA Kart | Braun Racing | 11 | 1:04.253 | 0.587 | 0.076 | 3 83,763 |
| 17 | 228 | Giacomo Rossi | ITA | Zanardi | | 16 | 1:04.544 | 0.878 | 0.291 | 13 83,385 |
| 18 | 417 | Ludovic Breton | FRA | Kosmic | Ideal Kart | 12 | 1:04.775 | 1.109 | 0.231 | 6 83,088 |
| 19 | 414 | Mario Barrios | PER | Gillard | PDB Racing Team | 8 | 1:04.900 | 1.234 | 0.125 | 6 82,928 |
| 20 | 220 | Samantha Debrosavljevic | AUT | Zanardi | Chiesa Corsa | 14 | 1:05.219 | 1.553 | 0.319 | 2 82,522 |
| 21 | 416 | Christophe Simonaggio | FRA | Alpha | Alpha Karting | 12 | 1:05.550 | 1.884 | 0.331 | 4 82,105 |

Announcements

These results are provisional until the conclusion of any judicial and technical matters

Timekeeping Ingrid and Meik Wagner:

Clerk of the course William Watte:

www.mylaps.com

Steward (Chairman) Olivier Steveny:

Scrutineer Francois Lauer:

Licensed to: Motorsport Events

TAG Challenge International

IAME X30 Seniors & Masters

Salbris / France 1,495 Km

QUALIFYING PRACTICE Group 2

2011-04-22 17:35

Qualifying (20:00 Time) started at 17:35:00

| Lap | Lap Tm | Diff | Time of Day |
|----------------------------|-----------------|---------|--------------|
| (249) Cedric Magnet | | | |
| 1 | 1:09.140 | +5.474 | 17:37:03.167 |
| 2 | 1:03.666 | | 17:38:06.833 |
| 3 | 1:03.871 | +0.205 | 17:39:10.704 |
| 4 | 1:04.249 | +0.583 | 17:40:14.953 |
| 5 | 1:04.222 | +0.556 | 17:41:19.175 |
| 6 | 1:04.327 | +0.661 | 17:42:23.502 |
| 7 | 1:18.237 | +14.571 | 17:43:41.739 |
| 8 | 1:04.409 | +0.743 | 17:44:46.148 |
| 9 | 1:04.592 | +0.926 | 17:45:50.740 |
| 10 | 1:04.317 | +0.651 | 17:46:55.057 |

| Lap | Lap Tm | Diff | Time of Day |
|------------------------------------|-----------------|---------|--------------|
| (246) Pierre Henri Janicaud | | | |
| 1 | 1:08.479 | +4.750 | 17:42:18.584 |
| 2 | 1:03.922 | +0.193 | 17:43:22.506 |
| 3 | 1:03.969 | +0.240 | 17:44:26.475 |
| 4 | 1:04.089 | +0.360 | 17:45:30.564 |
| 5 | 1:10.383 | +6.654 | 17:46:40.947 |
| 6 | 1:14.199 | +10.470 | 17:47:55.146 |
| 7 | 1:03.729 | | 17:48:58.875 |
| 8 | 1:19.012 | +15.283 | 17:50:17.887 |
| 9 | 1:04.007 | +0.278 | 17:51:21.894 |
| 10 | 1:04.009 | +0.280 | 17:52:25.903 |
| 11 | 1:27.508 | +23.779 | 17:53:53.411 |

| Lap | Lap Tm | Diff | Time of Day |
|-----------------------------|-----------------|--------|--------------|
| (240) Adrian Lafille | | | |
| 1 | 1:11.466 | +7.708 | 17:39:59.831 |
| 2 | 1:04.260 | +0.502 | 17:41:04.091 |
| 3 | 1:03.829 | +0.071 | 17:42:07.920 |
| 4 | 1:03.945 | +0.187 | 17:43:11.865 |
| 5 | 1:04.066 | +0.308 | 17:44:15.931 |
| 6 | 1:04.188 | +0.430 | 17:45:20.119 |
| 7 | 1:04.560 | +0.802 | 17:46:24.679 |
| 8 | 1:03.926 | +0.168 | 17:47:28.605 |
| 9 | 1:03.785 | +0.027 | 17:48:32.390 |
| 10 | 1:03.758 | | 17:49:36.148 |
| 11 | 1:04.086 | +0.328 | 17:50:40.234 |
| 12 | 1:03.891 | +0.133 | 17:51:44.125 |

| Lap | Lap Tm | Diff | Time of Day |
|--------------------------|-----------------|---------|--------------|
| (218) Andrea Suau | | | |
| 1 | 1:11.824 | +8.019 | 17:36:23.258 |
| 2 | 1:04.484 | +0.679 | 17:37:27.742 |
| 3 | 1:03.805 | | 17:38:31.547 |
| 4 | 1:03.876 | +0.071 | 17:39:35.423 |
| 5 | 1:03.909 | +0.104 | 17:40:39.332 |
| 6 | 1:04.047 | +0.242 | 17:41:43.379 |
| 7 | 1:30.767 | +26.962 | 17:43:14.146 |
| 8 | 1:04.238 | +0.433 | 17:44:18.384 |
| 9 | 1:04.038 | +0.233 | 17:45:22.422 |
| 10 | 1:04.251 | +0.446 | 17:46:26.673 |
| 11 | 1:04.065 | +0.260 | 17:47:30.738 |
| 12 | 1:04.154 | +0.349 | 17:48:34.892 |
| 13 | 1:03.920 | +0.115 | 17:49:38.812 |
| 14 | 1:04.010 | +0.205 | 17:50:42.822 |
| 15 | 1:03.990 | +0.185 | 17:51:46.812 |
| 16 | 1:04.254 | +0.449 | 17:52:51.066 |

| Lap | Lap Tm | Diff | Time of Day |
|-----------------------------|-----------------|--------|--------------|
| (214) Jeremy Peclers | | | |
| 1 | 1:09.443 | +5.606 | 17:41:38.810 |
| 2 | 1:03.886 | +0.049 | 17:42:42.696 |
| 3 | 1:03.837 | | 17:43:46.533 |
| 4 | 1:04.011 | +0.174 | 17:44:50.544 |
| 5 | 1:03.863 | +0.026 | 17:45:54.407 |
| 6 | 1:03.957 | +0.120 | 17:46:58.364 |

| Lap | Lap Tm | Diff | Time of Day |
|------------------------------|-----------------|---------|--------------|
| (217) Johan Bourassin | | | |
| 1 | 1:16.034 | +12.191 | 17:38:54.048 |
| 2 | 1:06.529 | +2.686 | 17:40:00.577 |
| 3 | 1:04.485 | +0.642 | 17:41:05.062 |
| 4 | 1:03.843 | | 17:42:08.905 |
| 5 | 1:04.106 | +0.263 | 17:43:13.011 |
| 6 | 1:04.156 | +0.313 | 17:44:17.167 |
| 7 | 1:04.233 | +0.390 | 17:45:21.400 |
| 8 | 1:04.652 | +0.809 | 17:46:26.052 |
| 9 | 1:04.330 | +0.487 | 17:47:30.382 |
| 10 | 1:04.959 | +1.116 | 17:48:35.341 |
| 11 | 1:04.088 | +0.245 | 17:49:39.429 |
| 12 | 1:03.964 | +0.121 | 17:50:43.393 |
| 13 | 1:04.261 | +0.418 | 17:51:47.654 |
| 14 | 1:04.191 | +0.348 | 17:52:51.845 |

| Lap | Lap Tm | Diff | Time of Day |
|-----------------------------------|-----------------|--------|--------------|
| (235) Sebastien Le Gleuher | | | |
| 1 | 1:09.955 | +6.080 | 17:40:26.081 |
| 2 | 1:04.398 | +0.523 | 17:41:30.479 |
| 3 | 1:03.957 | +0.082 | 17:42:34.436 |
| 4 | 1:03.962 | +0.087 | 17:43:38.398 |
| 5 | 1:12.488 | +8.613 | 17:44:50.886 |
| 6 | 1:04.257 | +0.382 | 17:45:55.143 |
| 7 | 1:04.026 | +0.151 | 17:46:59.169 |
| 8 | 1:04.099 | +0.224 | 17:48:03.268 |
| 9 | 1:03.875 | | 17:49:07.143 |
| 10 | 1:04.168 | +0.293 | 17:50:11.311 |
| 11 | 1:03.985 | +0.110 | 17:51:15.296 |

| Lap | Lap Tm | Diff | Time of Day |
|---------------------------|-----------------|---------|--------------|
| (250) Romain Mange | | | |
| 1 | 1:06.705 | +2.777 | 17:40:48.964 |
| 2 | 1:04.060 | +0.132 | 17:41:53.024 |
| 3 | 1:04.124 | +0.196 | 17:42:57.148 |
| 4 | 1:03.928 | | 17:44:01.076 |
| 5 | 1:16.226 | +12.298 | 17:45:17.302 |
| 6 | 1:10.379 | +6.451 | 17:46:27.681 |
| 7 | 1:04.006 | +0.078 | 17:47:31.687 |
| 8 | 1:04.054 | +0.126 | 17:48:35.741 |
| 9 | 1:08.643 | +4.715 | 17:49:44.384 |
| 10 | 1:04.153 | +0.225 | 17:50:48.537 |
| 11 | 1:16.386 | +12.458 | 17:52:04.923 |
| 12 | 1:07.684 | +3.756 | 17:53:12.607 |
| 13 | 1:04.360 | +0.432 | 17:54:16.967 |

| Lap | Lap Tm | Diff | Time of Day |
|-------------------------------|-----------------|--------|--------------|
| (223) David Villanueva | | | |
| 1 | 1:08.970 | +4.985 | 17:40:24.602 |
| 2 | 1:07.529 | +3.544 | 17:41:32.131 |
| 3 | 1:03.985 | | 17:42:36.116 |
| 4 | 1:04.272 | +0.287 | 17:43:40.388 |
| 5 | 1:04.750 | +0.765 | 17:44:45.138 |
| 6 | 1:04.908 | +0.923 | 17:45:50.046 |
| 7 | 1:05.562 | +1.577 | 17:46:55.608 |
| 8 | 1:04.192 | +0.207 | 17:47:59.800 |
| 9 | 1:04.471 | +0.486 | 17:49:04.271 |
| 10 | 1:05.317 | +1.332 | 17:50:09.588 |
| 11 | 1:04.396 | +0.411 | 17:51:13.984 |

| Lap | Lap Tm | Diff | Time of Day |
|----------------------------------|-----------------|--------|--------------|
| (224) Ignasi Calero Yanez | | | |
| 1 | 1:08.043 | +4.032 | 17:43:51.264 |
| 2 | 1:04.382 | +0.371 | 17:44:55.646 |
| 3 | 1:04.163 | +0.152 | 17:45:59.809 |
| 4 | 1:04.030 | +0.019 | 17:47:03.839 |
| 5 | 1:04.011 | | 17:48:07.850 |
| 6 | 1:04.130 | +0.119 | 17:49:11.980 |
| 7 | 1:04.907 | +0.896 | 17:50:16.887 |
| 8 | 1:04.142 | +0.131 | 17:51:21.029 |

| Lap | Lap Tm | Diff | Time of Day |
|-----|----------|--------|--------------|
| 9 | 1:04.535 | +0.524 | 17:52:25.564 |
| 10 | 1:04.452 | +0.441 | 17:53:30.016 |

| Lap | Lap Tm | Diff | Time of Day |
|----------------------------|-----------------|--------|--------------|
| (236) Nicolas Perez | | | |
| 1 | 1:12.036 | +8.012 | 17:40:15.749 |
| 2 | 1:04.626 | +0.602 | 17:41:20.375 |
| 3 | 1:04.024 | | 17:42:24.399 |
| 4 | 1:04.214 | +0.190 | 17:43:28.613 |
| 5 | 1:04.252 | +0.228 | 17:44:32.865 |
| 6 | 1:04.334 | +0.310 | 17:45:37.199 |
| 7 | 1:04.288 | +0.264 | 17:46:41.487 |

| Lap | Lap Tm | Diff | Time of Day |
|---------------------------------|-----------------|--------|--------------|
| (222) Sebastien Pastorek | | | |
| 1 | 1:11.649 | +7.613 | 17:36:45.442 |
| 2 | 1:04.148 | +0.112 | 17:37:49.590 |
| 3 | 1:04.036 | | 17:38:53.626 |
| 4 | 1:04.091 | +0.055 | 17:39:57.717 |
| 5 | 1:04.505 | +0.469 | 17:41:02.222 |
| 6 | 1:04.186 | +0.150 | 17:42:06.408 |
| 7 | 1:13.668 | +9.632 | 17:43:20.076 |
| 8 | 1:09.727 | +5.691 | 17:44:29.803 |
| 9 | 1:04.316 | +0.280 | 17:45:34.119 |
| 10 | 1:04.459 | +0.423 | 17:46:38.578 |
| 11 | 1:04.454 | +0.418 | 17:47:43.032 |

| Lap | Lap Tm | Diff | Time of Day |
|---------------------------|-----------------|--------|--------------|
| (230) Hakim Le Bon | | | |
| 1 | 1:07.364 | +3.319 | 17:36:42.712 |
| 2 | 1:04.361 | +0.316 | 17:37:47.073 |
| 3 | 1:04.045 | | 17:38:51.118 |
| 4 | 1:04.263 | +0.218 | 17:39:55.381 |
| 5 | 1:04.785 | +0.740 | 17:41:00.166 |
| 6 | 1:04.539 | +0.494 | 17:42:04.705 |
| 7 | 1:04.361 | +0.316 | 17:43:09.066 |
| 8 | 1:04.457 | +0.412 | 17:44:13.523 |
| 9 | 1:04.710 | +0.665 | 17:45:18.233 |

| Lap | Lap Tm | Diff | Time of Day |
|------------------------------|-----------------|--------|--------------|
| (243) Lorenzo Vailati | | | |
| 1 | 1:10.232 | +6.093 | 17:40:19.086 |
| 2 | 1:04.276 | +0.137 | 17:41:23.362 |
| 3 | 1:04.185 | +0.046 | 17:42:27.547 |
| 4 | 1:04.139 | | 17:43:31.686 |
| 5 | 1:04.418 | +0.279 | 17:44:36.104 |
| 6 | 1:12.260 | +8.121 | 17:45:48.364 |
| 7 | 1:07.684 | +3.545 | 17:46:56.048 |
| 8 | 1:04.301 | +0.162 | 17:48:00.349 |
| 9 | 1:04.627 | +0.488 | 17:49:04.976 |
| 10 | 1:04.224 | +0.085 | 17:50:09.200 |
| 11 | 1:04.450 | +0.311 | 17:51:13.650 |

| Lap | Lap Tm | Diff | Time of Day |
|----------------------------|-----------------|--------|--------------|
| (248) Cedric Pernet | | | |
| 1 | 1:07.746 | +3.569 | 17:36:26.297 |
| 2 | 1:04.392 | +0.215 | 17:37:30.689 |
| 3 | 1:04.177 | | 17:38:34.866 |
| 4 | 1:04.183 | +0.006 | 17:39:39.049 |
| 5 | 1:04.457 | +0.280 | 17:40:43.506 |
| 6 | 1:04.413 | +0.236 | 17:41:47.919 |
| 7 | 1:04.696 | +0.519 | 17:42:52.615 |
| 8 | 1:04.530 | +0.353 | 17:43:57.145 |

| Lap | Lap Tm | Diff | Time of Day |
|-------------------------|-----------------|--------|--------------|
| (241) Brice Zyto | | | |
| 1 | 1:10.147 | +5.894 | 17:40:26.747 |
| 2 | 1:04.713 | +0.460 | 17:41:31.460 |
| 3 | 1:04.253 | | 17:42:35.713 |
| 4 | 1:04.383 | +0.130 | 17:43:40.096 |
| 5 | 1:05.285 | +1.032 | 17:44:45.381 |
| 6 | 1:04.476 | +0.223 | 17:45:49.857 |

Timekeeping Ingrid and Meik Wagner:

Clerk of the course William Watte:

www.mylaps.com

Steward (Chairman) Olivier Stevny:

Scrutineer Francois Lauer:

Licensed to: Motorsport Events



TAG Challenge International

IAME X30 Seniors & Masters

Salbris / France 1,495 Km

QUALIFYING PRACTICE Group 2

2011-04-22 17:35

Qualifying (20:00 Time) started at 17:35:00

| Lap | Lap Tm | Diff | Time of Day |
|-----|----------|--------|--------------|
| 7 | 1:04.389 | +0.136 | 17:46:54.246 |
| 8 | 1:04.560 | +0.307 | 17:47:58.806 |
| 9 | 1:04.408 | +0.155 | 17:49:03.214 |
| 10 | 1:04.784 | +0.531 | 17:50:07.998 |
| 11 | 1:04.689 | +0.436 | 17:51:12.687 |

(228) Giacomo Rossi

| | | | |
|----|-----------------|--------|--------------|
| 1 | 1:08.045 | +3.501 | 17:36:29.847 |
| 2 | 1:04.801 | +0.257 | 17:37:34.648 |
| 3 | 1:05.053 | +0.509 | 17:38:39.701 |
| 4 | 1:05.022 | +0.478 | 17:39:44.723 |
| 5 | 1:14.332 | +9.788 | 17:40:59.055 |
| 6 | 1:06.710 | +2.166 | 17:42:05.765 |
| 7 | 1:05.082 | +0.538 | 17:43:10.847 |
| 8 | 1:04.937 | +0.393 | 17:44:15.784 |
| 9 | 1:05.313 | +0.769 | 17:45:21.097 |
| 10 | 1:05.419 | +0.875 | 17:46:26.516 |
| 11 | 1:04.945 | +0.401 | 17:47:31.461 |
| 12 | 1:04.973 | +0.429 | 17:48:36.434 |
| 13 | 1:04.544 | | 17:49:40.978 |
| 14 | 1:08.776 | +4.232 | 17:50:49.754 |
| 15 | 1:05.070 | +0.526 | 17:51:54.824 |
| 16 | 1:04.981 | +0.437 | 17:52:59.805 |

(417) Ludovic Breton

| | | | |
|----|-----------------|--------|--------------|
| 1 | 1:08.166 | +3.391 | 17:36:29.292 |
| 2 | 1:05.027 | +0.252 | 17:37:34.319 |
| 3 | 1:05.088 | +0.313 | 17:38:39.407 |
| 4 | 1:05.054 | +0.279 | 17:39:44.461 |
| 5 | 1:05.071 | +0.296 | 17:40:49.532 |
| 6 | 1:04.775 | | 17:41:54.307 |
| 7 | 1:05.131 | +0.356 | 17:42:59.438 |
| 8 | 1:05.122 | +0.347 | 17:44:04.560 |
| 9 | 1:05.193 | +0.418 | 17:45:09.753 |
| 10 | 1:05.144 | +0.369 | 17:46:14.897 |
| 11 | 1:04.842 | +0.067 | 17:47:19.739 |
| 12 | 1:04.969 | +0.194 | 17:48:24.708 |

(414) Mario Barrios

| | | | |
|---|-----------------|--------|--------------|
| 1 | 1:14.721 | +9.821 | 17:41:49.035 |
| 2 | 1:05.894 | +0.994 | 17:42:54.929 |
| 3 | 1:05.288 | +0.388 | 17:44:00.217 |
| 4 | 1:10.352 | +5.452 | 17:45:10.569 |
| 5 | 1:05.075 | +0.175 | 17:46:15.644 |
| 6 | 1:04.900 | | 17:47:20.544 |
| 7 | 1:05.196 | +0.296 | 17:48:25.740 |
| 8 | 1:05.040 | +0.140 | 17:49:30.780 |

(220) Samantha Debrosavljevic

| | | | |
|----|-----------------|---------|--------------|
| 1 | 1:10.231 | +5.012 | 17:38:41.444 |
| 2 | 1:05.219 | | 17:39:46.663 |
| 3 | 1:06.828 | +1.609 | 17:40:53.491 |
| 4 | 1:06.005 | +0.786 | 17:41:59.496 |
| 5 | 1:05.743 | +0.524 | 17:43:05.239 |
| 6 | 1:18.505 | +13.286 | 17:44:23.744 |
| 7 | 1:05.763 | +0.544 | 17:45:29.507 |
| 8 | 1:06.228 | +1.009 | 17:46:35.735 |
| 9 | 1:05.499 | +0.280 | 17:47:41.234 |
| 10 | 1:13.720 | +8.501 | 17:48:54.954 |
| 11 | 1:17.129 | +11.910 | 17:50:12.083 |
| 12 | 1:05.765 | +0.546 | 17:51:17.848 |
| 13 | 1:06.268 | +1.049 | 17:52:24.116 |
| 14 | 1:06.639 | +1.420 | 17:53:30.755 |

(416) Christophe Simonaggio

| | | | |
|---|----------|--------|--------------|
| 1 | 1:15.008 | +9.458 | 17:41:06.469 |
|---|----------|--------|--------------|

| Lap | Lap Tm | Diff | Time of Day |
|-----|-----------------|--------|--------------|
| 2 | 1:05.811 | +0.261 | 17:42:12.280 |
| 3 | 1:05.560 | +0.010 | 17:43:17.840 |
| 4 | 1:05.550 | | 17:44:23.390 |
| 5 | 1:05.754 | +0.204 | 17:45:29.144 |
| 6 | 1:05.841 | +0.291 | 17:46:34.985 |
| 7 | 1:05.679 | +0.129 | 17:47:40.664 |
| 8 | 1:05.817 | +0.267 | 17:48:46.481 |
| 9 | 1:05.567 | +0.017 | 17:49:52.048 |
| 10 | 1:05.798 | +0.248 | 17:50:57.846 |
| 11 | 1:05.957 | +0.407 | 17:52:03.803 |
| 12 | 1:05.654 | +0.104 | 17:53:09.457 |

| Lap | Lap Tm | Diff | Time of Day |
|-----|--------|------|-------------|
|-----|--------|------|-------------|



TAG Challenge International

IAME X30 Seniors & Masters

Salbris / France 1,495 Km

Total Result Qualifying Group 1+2

| Pos | No. | Name | Nat. | Chassis | Race Team | Total Best Tm | Diff | GR1 Best Tm | GR2 Best Tm |
|-----|-----|-------------------------|------|-------------|---------------------|---------------|-------|-------------|-------------|
| 1 | 232 | Jeffrey Rouchy | FRA | Mirage | OKS | 1:03.587 | | 1:03.587 | |
| 2 | 234 | Javier Rodelas Castillo | ESP | Energy | Energy Spain SL | 1:03.588 | 0.001 | 1:03.588 | |
| 3 | 249 | Cedric Magnet | FRA | Intrepid | Magnet | 1:03.666 | 0.079 | | 1:03.666 |
| 4 | 246 | Pierre Henri Janicaud | FRA | Energy | MP Racing Kart | 1:03.729 | 0.142 | | 1:03.729 |
| 5 | 225 | Steven Lesca | FRA | Tonykart | Karting Passion | 1:03.734 | 0.147 | 1:03.734 | |
| 6 | 212 | Martin Vanhove | BEL | Intrepid | Eurokarting | 1:03.750 | 0.163 | 1:03.750 | |
| 7 | 240 | Adrian Lafille | FRA | Alpha | Alpha Karting | 1:03.758 | 0.171 | | 1:03.758 |
| 8 | 218 | Andrea Suau | FRA | Tonykart | Suau Racing Kart | 1:03.805 | 0.218 | | 1:03.805 |
| 9 | 214 | Jeremy Peclers | BEL | Kosmic | RSD Karting | 1:03.837 | 0.250 | | 1:03.837 |
| 10 | 217 | Johan Bourassin | FRA | Tonykart | | 1:03.843 | 0.256 | | 1:03.843 |
| 11 | 235 | Sebastien Le Gleuher | FRA | FA | Braun Racing | 1:03.875 | 0.288 | | 1:03.875 |
| 12 | 238 | Nicolas Amiel | FRA | Alpha | Alpha Karting | 1:03.913 | 0.326 | 1:03.913 | |
| 13 | 250 | Romain Mange | FRA | Mirage | OKS | 1:03.928 | 0.341 | | 1:03.928 |
| 14 | 229 | John Barbe | FRA | Tecno | JBCompetition | 1:03.940 | 0.353 | 1:03.940 | |
| 15 | 239 | Mikael Vidal | FRA | Birel | WRS | 1:03.948 | 0.361 | 1:03.948 | |
| 16 | 252 | Laurent Absologne | BEL | | | 1:03.962 | 0.375 | 1:03.962 | |
| 17 | 223 | David Villanueva | ESP | Energy | Energy Spain SL | 1:03.985 | 0.398 | | 1:03.985 |
| 18 | 215 | Quentin Rongier | FRA | Tonykart | Suau Racing Kart | 1:04.001 | 0.414 | 1:04.001 | |
| 19 | 224 | Ignasi Calero Yanez | ESP | Energy | Energy Spain SL | 1:04.011 | 0.424 | | 1:04.011 |
| 20 | 236 | Nicolas Perez | FRA | Alpha | Alpha Karting | 1:04.024 | 0.437 | | 1:04.024 |
| 21 | 222 | Sebastien Pastorek | FRA | Energy | Team Jarousse | 1:04.036 | 0.449 | | 1:04.036 |
| 22 | 230 | Hakim Le Bon | FRA | Kosmic/Tony | Team Le Bon | 1:04.045 | 0.458 | | 1:04.045 |
| 23 | 243 | Lorenzo Vailati | ITA | Tonykart | To Win Racing Team | 1:04.139 | 0.552 | | 1:04.139 |
| 24 | 216 | Joffrey De Narda | FRA | Kosmic | Ideal Kart | 1:04.156 | 0.569 | 1:04.156 | |
| 25 | 213 | Edouard Chevalier | BEL | DR | Eurokarting | 1:04.166 | 0.579 | 1:04.166 | |
| 26 | 219 | Jeremy Lopes | FRA | Tonykart | Suau Racing Kart | 1:04.172 | 0.585 | 1:04.172 | |
| 27 | 248 | Cedric Pernet | FRA | FA | Team Pernet Racing | 1:04.177 | 0.590 | | 1:04.177 |
| 28 | 245 | Antonin Bourgin | FRA | Merlin | Bourgin/WRS | 1:04.249 | 0.662 | 1:04.249 | |
| 29 | 241 | Brice Zyto | FRA | FA Kart | Braun Racing | 1:04.253 | 0.666 | | 1:04.253 |
| 30 | 237 | Paulo Jorge Mendes | POR | | Twinsport Import | 1:04.356 | 0.769 | 1:04.356 | |
| 31 | 231 | Gregoire Perocheau | FRA | Tony Kart | | 1:04.425 | 0.838 | 1:04.425 | |
| 32 | 233 | Patrick Meister | GER | Top-Kart | Berner Kart Sport | 1:04.539 | 0.952 | 1:04.539 | |
| 33 | 251 | Loris Aroumougom | FRA | Techno | Techno | 1:04.543 | 0.956 | 1:04.543 | |
| 34 | 228 | Giacomo Rossi | ITA | Zanardi | | 1:04.544 | 0.957 | | 1:04.544 |
| 35 | 417 | Ludovic Breton | FRA | Kosmic | Ideal Kart | 1:04.775 | 1.188 | | 1:04.775 |
| 36 | 414 | Mario Barrios | PER | Gillard | PDB Racing Team | 1:04.900 | 1.313 | | 1:04.900 |
| 37 | 415 | Luc Levfevre | BEL | Kosmic | RSD Karting | 1:04.915 | 1.328 | 1:04.915 | |
| 38 | 211 | Dennis Menze | GER | TBA | H & R Spezialfedern | 1:04.917 | 1.330 | 1:04.917 | |
| 39 | 244 | Dominik Siegenthaler | SUI | Tonykart | Wenker Racing | 1:05.026 | 1.439 | 1:05.026 | |
| 40 | 220 | Samantha Debrosavljevic | AUT | Zanardi | Chiesa Corsa | 1:05.219 | 1.632 | | 1:05.219 |
| 41 | 412 | Philippe Pecheny | BEL | DR | Eurokarting.be | 1:05.390 | 1.803 | 1:05.390 | |
| 42 | 416 | Christophe Simonaggio | FRA | Alpha | Alpha Karting | 1:05.550 | 1.963 | | 1:05.550 |
| 43 | 411 | Luca Blasi | BEL | DR | Eurokarting.be | 1:05.937 | 2.350 | 1:05.937 | |

Announcements

These results are provisional until the conclusion of any judicial and technical matters

Timekeeping Ingrid and Meik Wagner:

Clerk of the course William Watte:

www.mylaps.com

Steward (Chairman) Olivier Steveny:

Scrutineer Francois Lauer:

Licensed to: Motorsport Events

Heat organization
Tag Challenge International
Salbris / France
IAME X30 Seniors+Masters Group A

| Group | Pos | No. | Firstname | Lastname | Class | Overall BestTm |
|---------|-----|-----|-----------|------------|---------|----------------|
| Group A | 1 | 232 | Jeffrey | Rouchy | Seniors | 1:03.587 |
| Group A | 5 | 225 | Steven | Lesca | Seniors | 1:03.734 |
| Group A | 9 | 214 | Jeremy | Peclers | Seniors | 1:03.837 |
| Group A | 13 | 250 | Romain | Mange | Seniors | 1:03.928 |
| Group A | 17 | 223 | David | Villanueva | Seniors | 1:03.985 |
| Group A | 21 | 222 | Sebastien | Pastorek | Seniors | 1:04.036 |
| Group A | 25 | 213 | Edouard | Chevalier | Seniors | 1:04.166 |
| Group A | 29 | 241 | Brice | Zyto | Seniors | 1:04.253 |
| Group A | 33 | 251 | Loris | Aroumougom | Seniors | 1:04.543 |
| Group A | 37 | 415 | Luc | Levfevre | Masters | 1:04.915 |
| Group A | 41 | 412 | Philippe | Pecheny | Masters | 1:05.390 |



Clerk of the course William Watte:

Stewards (Chairman) Olivier Steveny:

Scrutineer Francois Lauer:

Timekeeping Ingrid and Meik Wagner:

Printed: 22-04-2011 18:08

Posted at: h

Heat organization
Tag Challenge International
Salbris / France
IAME X30 Seniors+Masters Group B

| Group | Pos | No. | Firstname | Lastname | Class | Overall BestTm |
|---------|-----|-----|-------------|------------------|---------|----------------|
| Group B | 2 | 234 | Javier | Rodelas Castillo | Seniors | 1:03.588 |
| Group B | 6 | 212 | Martin | Vanhove | Seniors | 1:03.750 |
| Group B | 10 | 217 | Johan | Bourassin | Seniors | 1:03.843 |
| Group B | 14 | 229 | John | Barbe | Seniors | 1:03.940 |
| Group B | 18 | 215 | Quentin | Rongier | Seniors | 1:04.001 |
| Group B | 22 | 230 | Hakim | Le Bon | Seniors | 1:04.045 |
| Group B | 26 | 219 | Jeremy | Lopes | Seniors | 1:04.172 |
| Group B | 30 | 237 | Paulo Jorge | Mendes | Seniors | 1:04.356 |
| Group B | 34 | 228 | Giacomo | Rossi | Seniors | 1:04.544 |
| Group B | 38 | 211 | Dennis | Menze | Seniors | 1:04.917 |
| Group B | 42 | 416 | Christophe | Simonaggio | Masters | 1:05.550 |



Clerk of the course William Watte:

Stewards (Chairman) Olivier Steveny:

Scrutineer Francois Lauer:

Timekeeping Ingrid and Meik Wagner:

Printed: 22-04-2011 18:09

Posted at: h

Heat organization
Tag Challenge International
Salbris / France
IAME X30 Seniors+Masters Group C

| Group | Pos | No. | Firstname | Lastname | Class | Overall BestTm |
|---------|-----|-----|-----------|--------------|---------|----------------|
| Group C | 3 | 249 | Cedric | Magnet | Seniors | 1:03.666 |
| Group C | 7 | 240 | Adrian | Lafille | Seniors | 1:03.758 |
| Group C | 11 | 235 | Sebastien | Le Gleuher | Seniors | 1:03.875 |
| Group C | 15 | 239 | Mikael | Vidal | Seniors | 1:03.948 |
| Group C | 19 | 224 | Ignasi | Calero Yanez | Seniors | 1:04.011 |
| Group C | 23 | 243 | Lorenzo | Vailati | Seniors | 1:04.139 |
| Group C | 27 | 248 | Cedric | Pernet | Seniors | 1:04.177 |
| Group C | 31 | 231 | Gregoire | Perocheau | Seniors | 1:04.425 |
| Group C | 35 | 417 | Ludovic | Breton | Masters | 1:04.775 |
| Group C | 39 | 244 | Dominik | Siegenthaler | Seniors | 1:05.026 |
| Group C | 43 | 411 | Luca | Blasi | Masters | 1:05.937 |



Clerk of the course William Watte:

Stewards (Chairman) Olivier Steveny:

Scrutineer Francois Lauer:

Timekeeping Ingrid and Meik Wagner:

Printed: 22-04-2011 18:10

posted at: h

Heat organization
Tag Challenge International
Salbris / France
IAME X30 Seniors+Masters Group D

| Group | Pos | No. | Firstname | Lastname | Class | Overall BestTm |
|---------|-----|-----|--------------|----------------|---------|----------------|
| Group D | 4 | 246 | Pierre Henri | Janicaud | Seniors | 1:03.729 |
| Group D | 8 | 218 | Andrea | Suau | Seniors | 1:03.805 |
| Group D | 12 | 238 | Nicolas | Amiel | Seniors | 1:03.913 |
| Group D | 16 | 252 | Laurent | Absologne | Seniors | 1:03.962 |
| Group D | 20 | 236 | Nicolas | Perez | Seniors | 1:04.024 |
| Group D | 24 | 216 | Joffrey | De Narda | Seniors | 1:04.156 |
| Group D | 28 | 245 | Antonin | Bourgin | Seniors | 1:04.249 |
| Group D | 32 | 233 | Patrick | Meister | Seniors | 1:04.539 |
| Group D | 36 | 414 | Mario | Barrios | Masters | 1:04.900 |
| Group D | 40 | 220 | Samantha | Debrosavljevic | Seniors | 1:05.219 |



Clerk of the course William Watte:

Stewards (Chairman) Olivier Steveny:

Scrutineer Francois Lauer:

Timekeeping Ingrid and Meik Wagner:

Printed: 22-04-2011 18:12

posted at: h

Tag Challenge International
 Class: IAME X30 Seniors+Masters
 Date/Time: 23-04-2011 11:30

Track: Salbris / France
 Heat: Race 3 Qualifying Heat 1 A+B
 Laps: 9

Edition 1

| | | |
|--------------------|------------|----------|
| Philippe Pecheny | 412 | Group A |
| | 21 | 1:05.390 |
| Luc Levfevre | 415 | Group A |
| | 19 | 1:04.915 |
| Loris Aroumougom | 251 | Group A |
| | 17 | 1:04.543 |
| Brice Zyto | 241 | Group A |
| | 15 | 1:04.253 |
| Edouard Chevalier | 213 | Group A |
| | 13 | 1:04.166 |
| Sebastien Pastorek | 222 | Group A |
| | 11 | 1:04.036 |
| David Villanueva | 223 | Group A |
| | 9 | 1:03.985 |
| Romain Mange | 250 | Group A |
| | 7 | 1:03.928 |
| Jeremy Peclers | 214 | Group A |
| | 5 | 1:03.837 |
| Steven Lesca | 225 | Group A |
| | 3 | 1:03.734 |
| Jeffrey Rouchy | 232 | Group A |
| | 1 | 1:03.587 |

| | | | |
|----|-------------------------|------------|----------|
| 11 | Christophe Simonaggio | 416 | Group B |
| | | 22 | 1:05.550 |
| 10 | Dennis Menze | 211 | Group B |
| | | 20 | 1:04.917 |
| 9 | Giacomo Rossi | 228 | Group B |
| | | 18 | 1:04.544 |
| 8 | Paulo Jorge Mendes | 237 | Group B |
| | | 16 | 1:04.356 |
| 7 | Jeremy Lopes | 219 | Group B |
| | | 14 | 1:04.172 |
| 6 | Hakim Le Bon | 230 | Group B |
| | | 12 | 1:04.045 |
| 5 | Quentin Rongier | 215 | Group B |
| | | 10 | 1:04.001 |
| 4 | John Barbe | 229 | Group B |
| | | 8 | 1:03.940 |
| 3 | Johan Bourassin | 217 | Group B |
| | | 6 | 1:03.843 |
| 2 | Martin Vanhove | 212 | Group B |
| | | 4 | 1:03.750 |
| 1 | Javier Rodelas Castillo | 234 | Group B |
| | | 2 | 1:03.588 |

Pole Position

Clerk of the course William Watte:
 Stewards (Chairman) Olivier Steveny:

Scrutineer Francois Lauer:
 Timekeeping Ingrid/Meik Wagner:

Tag Challenge International
Class: IAME X30 Seniors+Masters
Date/Time: 23-04-2011 12:00

Track: Salbris / France
Heat: Race 4 Qualifying Heat 2 C+D
Laps: 9

Edition 1

| | | | | |
|----------------------|-----|----------|-----|-------------------------|
| Luca Blasi | 411 | Group C | 11 | |
| | 21 | 1:05.937 | | |
| Dominik Siegenthaler | 244 | Group C | 10 | Samantha Debrosavljevic |
| | 19 | 1:05.026 | | 220 |
| Ludovic Breton | 417 | Group C | 9 | Mario Barrios |
| | 17 | 1:04.775 | | 414 |
| Gregoire Perocheau | 231 | Group C | 8 | Patrick Meister |
| | 15 | 1:04.425 | | 233 |
| Cedric Pernet | 248 | Group C | 7 | Antonin Bourgin |
| | 13 | 1:04.177 | | 245 |
| Lorenzo Vailati | 243 | Group C | 6 | Joffrey De Narda |
| | 11 | 1:04.139 | | 216 |
| Ignasi Calero Yanez | 224 | Group C | 5 | Nicolas Perez |
| | 9 | 1:04.011 | | 236 |
| Mikael Vidal | 239 | Group C | 4 | Laurent Absologne |
| | 7 | 1:03.948 | | 252 |
| Sebastien Le Gleuher | 235 | Group C | 3 | Nicolas Amiel |
| | 5 | 1:03.875 | | 238 |
| Adrian Lafille | 240 | Group C | 2 | Andrea Suau |
| | 3 | 1:03.758 | | 218 |
| Cedric Magnet | 249 | Group C | 1 | Pierre Henri Janicaud |
| | 1 | 1:03.666 | | 246 |
| | | | Row | |

Pole Position

Clerk of the course William Watte:

Stewards (Chairman) Olivier Steveny:

Scrutineer Francois Lauer:

Timekeeping Ingrid/Meik Wagner:

Tag Challenge International
Class: IAME X30 Seniors+Masters
Date/Time: 23-04-2011 14:30

Track: Salbris / France
Heat: Race 7 Qualifying Heat 3 A+D
Laps: 9

Edition 1

| | | | | |
|--------------------|-----|----------|----|-------------------------|
| Philippe Pecheny | 412 | Group A | 11 | |
| | 21 | 1:05.390 | | |
| Luc Levfevre | 415 | Group A | 10 | Samantha Debrosavljevic |
| | 19 | 1:04.915 | | 220 |
| Loris Aroumougom | 251 | Group A | 9 | Mario Barrios |
| | 17 | 1:04.543 | | 414 |
| Brice Zyto | 241 | Group A | 8 | Patrick Meister |
| | 15 | 1:04.253 | | 233 |
| Edouard Chevalier | 213 | Group A | 7 | Antonin Bourgin |
| | 13 | 1:04.166 | | 245 |
| Sebastien Pastorek | 222 | Group A | 6 | Joffrey De Narda |
| | 11 | 1:04.036 | | 216 |
| David Villanueva | 223 | Group A | 5 | Nicolas Perez |
| | 9 | 1:03.985 | | 236 |
| Romain Mange | 250 | Group A | 4 | Laurent Absologne |
| | 7 | 1:03.928 | | 252 |
| Jeremy Peclers | 214 | Group A | 3 | Nicolas Amiel |
| | 5 | 1:03.837 | | 238 |
| Steven Lesca | 225 | Group A | 2 | Andrea Suau |
| | 3 | 1:03.734 | | 218 |
| Jeffrey Rouchy | 232 | Group A | 1 | Pierre Henri Janicaud |
| | 1 | 1:03.587 | | 246 |

Pole Position

Clerk of the course William Watte:

Stewards (Chairman) Olivier Steveny:

Scrutineer Francois Lauer:

Timekeeping Ingrid/Meik Wagner:

Tag Challenge International
 Class: IAME X30 Seniors+Masters
 Date/Time: 23-04-2011 15:00

Track: Salbris / France
 Heat: Race 8 Qualifying Heat 4 B+C
 Laps: 9

Edition 1

| | | |
|-------------------------|------------|---------------------|
| Christophe Simonaggio | 416 | Group B 1:05.550 |
| | 21 | |
| Dennis Menze | 211 | Group B 1:04.917 |
| | 19 | |
| Giacomo Rossi | 228 | Group B 1:04.544 |
| | 17 | |
| Paulo Jorge Mendes | 237 | Group B 1:04.356 |
| | 15 | |
| Jeremy Lopes | 219 | Group B 1:04.172 |
| | 13 | |
| Hakim Le Bon | 230 | Group B 1:04.045 |
| | 11 | |
| Quentin Rongier | 215 | Group B 1:04.001 |
| | 9 | |
| John Barbe | 229 | Group B 1:03.940 |
| | 7 | |
| Johan Bourassin | 217 | Group B 1:03.843 |
| | 5 | |
| Martin Vanhove | 212 | Group B 1:03.750 |
| | 3 | |
| Javier Rodelas Castillo | 234 | Group B 1:03.588 |
| | 1 | |

| | | | |
|----|----------------------|------------|---------------------|
| 11 | Luca Blasi | 411 | Group C 1:05.937 |
| | | 22 | |
| 10 | Dominik Siegenthaler | 244 | Group C 1:05.026 |
| | | 20 | |
| 9 | Ludovic Breton | 417 | Group C 1:04.775 |
| | | 18 | |
| 8 | Gregoire Perocheau | 231 | Group C 1:04.425 |
| | | 16 | |
| 7 | Cedric Pernet | 248 | Group C 1:04.177 |
| | | 14 | |
| 6 | Lorenzo Vailati | 243 | Group C 1:04.139 |
| | | 12 | |
| 5 | Ignasi Calero Yanez | 224 | Group C 1:04.011 |
| | | 10 | |
| 4 | Mikael Vidal | 239 | Group C 1:03.948 |
| | | 8 | |
| 3 | Sebastien Le Gleuher | 235 | Group C 1:03.875 |
| | | 6 | |
| 2 | Adrian Lafille | 240 | Group C 1:03.758 |
| | | 4 | |
| 1 | Cedric Magnet | 249 | Group C 1:03.666 |
| | | 2 | |

Pole Position

Clerk of the course William Watte:

Scrutineer Francois Lauer:

Stewards (Chairman) Olivier Steveny:

Timekeeping Ingrid/Meik Wagner:

Tag Challenge International
 Class: IAME X30 Seniors+Masters
 Date/Time: 23-04-2011 17:00

Track: Salbris / France
 Heat: Race 11 Qualifying Heat 5 A+C
 Laps: 9

Edition 1

| | | | |
|--------------------|------------|---------|----------|
| Philippe Pecheny | 412 | Group A | 1:05.390 |
| | 21 | | |
| Luc Levfevre | 415 | Group A | 1:04.915 |
| | 19 | | |
| Loris Aroumougom | 251 | Group A | 1:04.543 |
| | 17 | | |
| Brice Zyto | 241 | Group A | 1:04.253 |
| | 15 | | |
| Edouard Chevalier | 213 | Group A | 1:04.166 |
| | 13 | | |
| Sebastien Pastorek | 222 | Group A | 1:04.036 |
| | 11 | | |
| David Villanueva | 223 | Group A | 1:03.985 |
| | 9 | | |
| Romain Mange | 250 | Group A | 1:03.928 |
| | 7 | | |
| Jeremy Peclers | 214 | Group A | 1:03.837 |
| | 5 | | |
| Steven Lesca | 225 | Group A | 1:03.734 |
| | 3 | | |
| Jeffrey Rouchy | 232 | Group A | 1:03.587 |
| | 1 | | |

| | | | |
|----------------------|------------|---------|----------|
| Luca Blasi | 411 | Group C | 1:05.937 |
| | 22 | | |
| Dominik Siegenthaler | 244 | Group C | 1:05.026 |
| | 20 | | |
| Ludovic Breton | 417 | Group C | 1:04.775 |
| | 18 | | |
| Gregoire Perocheau | 231 | Group C | 1:04.425 |
| | 16 | | |
| Cedric Pernet | 248 | Group C | 1:04.177 |
| | 14 | | |
| Lorenzo Vailati | 243 | Group C | 1:04.139 |
| | 12 | | |
| Ignasi Calero Yanez | 224 | Group C | 1:04.011 |
| | 10 | | |
| Mikael Vidal | 239 | Group C | 1:03.948 |
| | 8 | | |
| Sebastien Le Gleuher | 235 | Group C | 1:03.875 |
| | 6 | | |
| Adrian Lafille | 240 | Group C | 1:03.758 |
| | 4 | | |
| Cedric Magnet | 249 | Group C | 1:03.666 |
| | 2 | | |

Pole Position

Clerk of the course William Watte:
 Stewards (Chairman) Olivier Steveny:

Scrutineer Francois Lauer:
 Timekeeping Ingrid/Meik Wagner:

Tag Challenge International
Class: IAME X30 Seniors+Masters
Date/Time: 23-04-2011 17:30

Track: Salbris / France
Heat: Race 12 Qualifying Heat 6 B+D
Laps: 9

Edition 1

| | | | | |
|-------------------------|-----|----------|-----|-------------------------|
| Christophe Simonaggio | 416 | Group B | 11 | |
| | 21 | 1:05.550 | | |
| Dennis Menze | 211 | Group B | 10 | Samantha Debrosavljevic |
| | 19 | 1:04.917 | | 220 |
| Giacomo Rossi | 228 | Group B | 9 | Mario Barrios |
| | 17 | 1:04.544 | | 414 |
| Paulo Jorge Mendes | 237 | Group B | 8 | Patrick Meister |
| | 15 | 1:04.356 | | 233 |
| Jeremy Lopes | 219 | Group B | 7 | Antonin Bourgin |
| | 13 | 1:04.172 | | 245 |
| Hakim Le Bon | 230 | Group B | 6 | Joffrey De Narda |
| | 11 | 1:04.045 | | 216 |
| Quentin Rongier | 215 | Group B | 5 | Nicolas Perez |
| | 9 | 1:04.001 | | 236 |
| John Barbe | 229 | Group B | 4 | Laurent Absologne |
| | 7 | 1:03.940 | | 252 |
| Johan Bourassin | 217 | Group B | 3 | Nicolas Amiel |
| | 5 | 1:03.843 | | 238 |
| Martin Vanhove | 212 | Group B | 2 | Andrea Suau |
| | 3 | 1:03.750 | | 218 |
| Javier Rodelas Castillo | 234 | Group B | 1 | Pierre Henri Janicaud |
| | 1 | 1:03.588 | | 246 |
| | | | Row | 2 |

Pole Position

Clerk of the course William Watte:
Stewards (Chairman) Olivier Steveny:



Scrutineer Francois Lauer:
Timekeeping Ingrid/Meik Wagner:





TAG Challenge International

IAME X30 Seniors & Masters

Salbris / France 1,495 Km

WARM UP A-B

2011-04-23 09:30

Practice (10:00 Time) started at 9:30:00

| Pos | No. | Name | Nat. | Chassis | Race Team | Laps | Best Tm | Diff | Gap In Lap | km/h |
|-----|-----|-------------------------|------|-------------|---------------------|------|----------|-------|------------|--------|
| 1 | 212 | Martin Vanhove | BEL | Intrepid | Eurokarting | 9 | 1:04.168 | | | 83,874 |
| 2 | 229 | John Barbe | FRA | Tecno | JBCompetition | 5 | 1:04.207 | 0.039 | 0.039 | 83,823 |
| 3 | 232 | Jeoffrey Rouchy | FRA | Mirage | OKS | 9 | 1:04.209 | 0.041 | 0.002 | 83,820 |
| 4 | 222 | Sebastien Pastorek | FRA | Energy | Team Jarousse | 9 | 1:04.443 | 0.275 | 0.234 | 83,516 |
| 5 | 214 | Jeremy Peclers | BEL | Kosmic | RSD Karting | 8 | 1:04.471 | 0.303 | 0.028 | 83,479 |
| 6 | 246 | Pierre Henri Janicaud | FRA | Energy | MP Racing Kart | 8 | 1:04.542 | 0.374 | 0.071 | 83,388 |
| 7 | 225 | Steven Lesca | FRA | Tonykart | Karting Passion | 8 | 1:04.575 | 0.407 | 0.033 | 83,345 |
| 8 | 219 | Jeremy Lopes | FRA | Tonykart | Suau Racing Kart | 9 | 1:04.613 | 0.445 | 0.038 | 83,296 |
| 9 | 215 | Quentin Rongier | FRA | Tonykart | Suau Racing Kart | 9 | 1:04.619 | 0.451 | 0.006 | 83,288 |
| 10 | 217 | Johan Bourassin | FRA | Tonykart | | 9 | 1:04.724 | 0.556 | 0.105 | 83,153 |
| 11 | 251 | Loris Aroumougom | FRA | Techno | Techno | 8 | 1:04.740 | 0.572 | 0.016 | 83,133 |
| 12 | 234 | Javier Rodelas Castillo | ESP | Energy | Energy Spain SL | 3 | 1:04.785 | 0.617 | 0.045 | 83,075 |
| 13 | 213 | Edouard Chevalier | BEL | DR | Eurokarting | 5 | 1:04.854 | 0.686 | 0.069 | 82,986 |
| 14 | 230 | Hakim Le Bon | FRA | Kosmic/Tony | Team Le Bon | 9 | 1:04.906 | 0.738 | 0.052 | 82,920 |
| 15 | 237 | Paulo Jorge Mendes | POR | | Twinsport Import | 8 | 1:04.931 | 0.763 | 0.025 | 82,888 |
| 16 | 241 | Brice Zyto | FRA | FA Kart | Braun Racing | 8 | 1:04.936 | 0.768 | 0.005 | 82,882 |
| 17 | 223 | David Villanueva | ESP | Energy | Energy Spain SL | 8 | 1:05.443 | 1.275 | 0.507 | 82,240 |
| 18 | 211 | Dennis Menze | GER | TBA | H & R Spezialfedern | 9 | 1:05.850 | 1.682 | 0.407 | 81,731 |
| 19 | 228 | Giacomo Rossi | ITA | Zanardi | | 9 | 1:06.085 | 1.917 | 0.235 | 81,441 |
| 20 | 416 | Christophe Simonaggio | FRA | Alpha | Alpha Karting | 9 | 1:06.335 | 2.167 | 0.250 | 81,134 |
| 21 | 412 | Philippe Pecheny | BEL | DR | Eurokarting.be | 3 | 1:07.278 | 3.110 | 0.943 | 79,996 |

Timekeeping Ingrid and Meik Wagner:

Clerk of the course William Watte:

www.mylaps.com

Steward (Chairman) Olivier Steveny:

Scrutineer Francois Lauer:

Licensed to: Motorsport Events

TAG Challenge International

IAME X30 Seniors & Masters

Salbris / France 1,495 Km

WARM UP A-B

2011-04-23 09:30

Practice (10:00 Time) started at 9:30:00

| Lap | Lap Tm | Diff | Time of Day | Lap | Lap Tm | Diff | Time of Day | Lap | Lap Tm | Diff | Time of Day |
|------------------------------------|-----------------|-----------|-------------|--------------------------------------|-----------------|--------|-------------|------------------------------------|-----------------|---------|-------------|
| (212) Martin Vanhove | | | | (219) Jeremy Lopes | | | | (237) Paulo Jorge Mendes | | | |
| 1 | 1:08.174 | +4.006 | 9:32:13.237 | 5 | 1:04.758 | +0.183 | 9:36:52.031 | 6 | 1:05.113 | +0.207 | 9:37:34.150 |
| 2 | 1:05.262 | +1.094 | 9:33:18.499 | 6 | 1:04.575 | | 9:37:56.606 | 7 | 1:04.906 | | 9:38:39.056 |
| 3 | 1:04.824 | +0.656 | 9:34:23.323 | 7 | 1:06.902 | +2.327 | 9:39:03.508 | 8 | 1:05.324 | +0.418 | 9:39:44.380 |
| 4 | 1:04.688 | +0.520 | 9:35:28.011 | 8 | 1:04.885 | +0.310 | 9:40:08.393 | 9 | 1:04.998 | +0.092 | 9:40:49.378 |
| 5 | 1:04.926 | +0.758 | 9:36:32.937 | 1 | 1:09.812 | +5.199 | 9:31:48.498 | 1 | 1:22.455 | +17.524 | 9:32:01.062 |
| 6 | 1:04.473 | +0.305 | 9:37:37.410 | 2 | 1:06.232 | +1.619 | 9:32:54.730 | 2 | 1:06.273 | +1.342 | 9:33:07.335 |
| 7 | 1:04.298 | +0.130 | 9:38:41.708 | 3 | 1:05.350 | +0.737 | 9:34:00.080 | 3 | 1:06.457 | +1.526 | 9:34:13.792 |
| 8 | 1:04.168 | | 9:39:45.876 | 4 | 1:05.529 | +0.916 | 9:35:05.609 | 4 | 1:05.811 | +0.880 | 9:35:19.603 |
| 9 | 1:04.481 | +0.313 | 9:40:50.357 | 5 | 1:05.816 | +1.203 | 9:36:11.425 | 5 | 1:05.468 | +0.537 | 9:36:25.071 |
| (229) John Barbe | | | | 6 | 1:05.005 | +0.392 | 9:37:16.430 | 6 | 1:05.090 | +0.159 | 9:37:30.161 |
| 1 | 4:53.792 | +3:49.585 | 9:35:46.686 | 7 | 1:04.722 | +0.109 | 9:38:21.152 | 7 | 1:04.931 | | 9:38:35.092 |
| 2 | 1:05.989 | +1.782 | 9:36:52.675 | 8 | 1:04.613 | | 9:39:25.765 | 8 | 1:05.118 | +0.187 | 9:39:40.210 |
| 3 | 1:04.707 | +0.500 | 9:37:57.382 | 9 | 1:04.655 | +0.042 | 9:40:30.420 | (241) Brice Zyto | | | |
| 4 | 1:04.207 | | 9:39:01.589 | (215) Quentin Rongier | | | | 1 | 1:07.999 | +3.063 | 9:31:48.265 |
| 5 | 1:04.207 | | 9:40:05.796 | 1 | 1:10.547 | +5.928 | 9:31:48.189 | 2 | 1:06.188 | +1.252 | 9:32:54.453 |
| (232) Jeoffrey Rouchy | | | | 2 | 1:06.828 | +2.209 | 9:32:55.017 | 3 | 1:05.350 | +0.414 | 9:33:59.803 |
| 1 | 1:08.639 | +4.430 | 9:31:50.014 | 3 | 1:05.562 | +0.943 | 9:34:00.579 | 4 | 1:05.608 | +0.672 | 9:35:05.411 |
| 2 | 1:05.476 | +1.267 | 9:32:55.490 | 4 | 1:05.139 | +0.520 | 9:35:05.718 | 5 | 1:44.771 | +39.835 | 9:36:50.182 |
| 3 | 1:04.786 | +0.577 | 9:34:00.276 | 5 | 1:05.436 | +0.817 | 9:36:11.154 | 6 | 1:08.167 | +3.231 | 9:37:58.349 |
| 4 | 1:04.880 | +0.671 | 9:35:05.156 | 6 | 1:04.788 | +0.169 | 9:37:15.942 | 7 | 1:04.936 | | 9:39:03.285 |
| 5 | 1:04.648 | +0.439 | 9:36:09.804 | 7 | 1:04.619 | | 9:38:20.561 | 8 | 1:05.027 | +0.091 | 9:40:08.312 |
| 6 | 1:04.417 | +0.208 | 9:37:14.221 | 8 | 1:04.736 | +0.117 | 9:39:25.297 | (223) David Villanueva | | | |
| 7 | 1:04.254 | +0.045 | 9:38:18.475 | 9 | 1:04.766 | +0.147 | 9:40:30.063 | 1 | 1:18.548 | +13.105 | 9:32:01.124 |
| 8 | 1:04.209 | | 9:39:22.684 | (217) Johan Bourassin | | | | 2 | 1:13.452 | +8.009 | 9:33:14.576 |
| 9 | 1:04.396 | +0.187 | 9:40:27.080 | 1 | 1:07.688 | +2.964 | 9:31:42.370 | 3 | 1:11.227 | +5.784 | 9:34:25.803 |
| (222) Sebastien Pastorek | | | | 2 | 1:05.811 | +1.087 | 9:32:48.181 | 4 | 1:11.104 | +5.661 | 9:35:36.907 |
| 1 | 1:08.071 | +3.628 | 9:31:45.099 | 3 | 1:05.292 | +0.568 | 9:33:53.473 | 5 | 1:07.816 | +2.373 | 9:36:44.723 |
| 2 | 1:05.438 | +0.995 | 9:32:50.537 | 4 | 1:04.808 | +0.084 | 9:34:58.281 | 6 | 1:06.851 | +1.408 | 9:37:51.574 |
| 3 | 1:05.935 | +1.492 | 9:33:56.472 | 5 | 1:04.821 | +0.097 | 9:36:03.102 | 7 | 1:05.983 | +0.540 | 9:38:57.557 |
| 4 | 1:04.565 | +0.122 | 9:35:01.037 | 6 | 1:04.983 | +0.259 | 9:37:08.085 | 8 | 1:05.443 | | 9:40:03.000 |
| 5 | 1:04.529 | +0.086 | 9:36:05.566 | 7 | 1:04.754 | +0.030 | 9:38:12.839 | (211) Dennis Menze | | | |
| 6 | 1:04.614 | +0.171 | 9:37:10.180 | 8 | 1:04.724 | | 9:39:17.563 | 1 | 1:09.244 | +3.394 | 9:31:51.025 |
| 7 | 1:04.552 | +0.109 | 9:38:14.732 | 9 | 1:04.856 | +0.132 | 9:40:22.419 | 2 | 1:06.682 | +0.832 | 9:32:57.707 |
| 8 | 1:04.443 | | 9:39:19.175 | (251) Loris Aroumougom | | | | 3 | 1:06.348 | +0.498 | 9:34:04.055 |
| 9 | 1:04.443 | | 9:40:23.618 | 1 | 1:10.310 | +5.570 | 9:32:48.894 | 4 | 1:06.026 | +0.176 | 9:35:10.081 |
| (214) Jeremy Peclers | | | | 2 | 1:07.993 | +3.253 | 9:33:56.887 | 5 | 1:06.179 | +0.329 | 9:36:16.260 |
| 1 | 1:09.978 | +5.507 | 9:32:47.410 | 3 | 1:05.095 | +0.355 | 9:35:01.982 | 6 | 1:06.238 | +0.388 | 9:37:22.498 |
| 2 | 1:05.496 | +1.025 | 9:33:52.906 | 4 | 1:04.927 | +0.187 | 9:36:06.909 | 7 | 1:05.850 | | 9:38:28.348 |
| 3 | 1:04.885 | +0.414 | 9:34:57.791 | 5 | 1:04.777 | +0.037 | 9:37:11.686 | 8 | 1:06.278 | +0.428 | 9:39:34.626 |
| 4 | 1:04.592 | +0.121 | 9:36:02.383 | 6 | 1:04.842 | +0.102 | 9:38:16.528 | 9 | 1:07.356 | +1.506 | 9:40:41.982 |
| 5 | 1:04.657 | +0.186 | 9:37:07.040 | 7 | 1:06.838 | +2.098 | 9:39:23.366 | (228) Giacomo Rossi | | | |
| 6 | 1:04.629 | +0.158 | 9:38:11.669 | 8 | 1:04.740 | | 9:40:28.106 | 1 | 1:21.623 | +15.538 | 9:31:59.479 |
| 7 | 1:04.573 | +0.102 | 9:39:16.242 | (234) Javier Rodelas Castillo | | | | 2 | 1:07.639 | +1.554 | 9:33:07.118 |
| 8 | 1:04.471 | | 9:40:20.713 | 1 | 1:08.102 | +3.317 | 9:32:17.264 | 3 | 1:06.570 | +0.485 | 9:34:13.688 |
| (246) Pierre Henri Janicaud | | | | 2 | 1:05.088 | +0.303 | 9:33:22.352 | 4 | 1:06.808 | +0.723 | 9:35:20.496 |
| 1 | 1:08.424 | +3.882 | 9:31:46.348 | 3 | 1:04.785 | | 9:34:27.137 | 5 | 1:06.085 | | 9:36:26.581 |
| 2 | 1:04.883 | +0.341 | 9:32:51.231 | (213) Edouard Chevalier | | | | 6 | 1:06.109 | +0.024 | 9:37:32.690 |
| 3 | 1:04.690 | +0.148 | 9:33:55.921 | 1 | 1:08.145 | +3.291 | 9:36:33.759 | 7 | 1:06.111 | +0.026 | 9:38:38.801 |
| 4 | 1:04.542 | | 9:35:00.463 | 2 | 1:05.457 | +0.603 | 9:37:39.216 | 8 | 1:06.495 | +0.410 | 9:39:45.296 |
| 5 | 1:58.079 | +53.537 | 9:36:58.542 | 3 | 1:05.053 | +0.199 | 9:38:44.269 | 9 | 1:06.236 | +0.151 | 9:40:51.532 |
| 6 | 1:05.345 | +0.803 | 9:38:03.887 | 4 | 1:04.933 | +0.079 | 9:39:49.202 | (416) Christophe Simonaggio | | | |
| 7 | 1:04.604 | +0.062 | 9:39:08.491 | 5 | 1:04.854 | | 9:40:54.056 | 1 | 1:12.672 | +6.337 | 9:32:06.814 |
| 8 | 1:04.620 | +0.078 | 9:40:13.111 | (230) Hakim Le Bon | | | | 2 | 1:07.812 | +1.477 | 9:33:14.626 |
| (225) Steven Lesca | | | | 1 | 1:08.345 | +3.439 | 9:32:06.912 | 3 | 1:07.121 | +0.786 | 9:34:21.747 |
| 1 | 1:08.299 | +3.724 | 9:32:31.772 | 2 | 1:06.267 | +1.361 | 9:33:13.179 | 4 | 1:07.190 | +0.855 | 9:35:28.937 |
| 2 | 1:05.680 | +1.105 | 9:33:37.452 | 3 | 1:05.269 | +0.363 | 9:34:18.448 | 5 | 1:06.513 | +0.178 | 9:36:35.450 |
| 3 | 1:04.905 | +0.330 | 9:34:42.357 | 4 | 1:05.235 | +0.329 | 9:35:23.683 | 6 | 1:06.634 | +0.299 | 9:37:42.084 |
| 4 | 1:04.916 | +0.341 | 9:35:47.273 | 5 | 1:05.354 | +0.448 | 9:36:29.037 | 7 | 1:06.335 | | 9:38:48.419 |
| | | | | | | | | 8 | 1:06.402 | +0.067 | 9:39:54.821 |



TAG Challenge International

IAME X30 Seniors & Masters

Salbris / France 1,495 Km

WARM UP A-B

2011-04-23 09:30

Practice (10:00 Time) started at 9:30:00

| Lap | Lap Tm | Diff | Time of Day |
|-------------------------------|-----------------|--------|-------------|
| 9 | 1:06.604 | +0.269 | 9:41:01.425 |
| (412) Philippe Pecheny | | | |
| 1 | 1:12.580 | +5.302 | 9:32:06.057 |
| 2 | 1:08.890 | +1.612 | 9:33:14.947 |
| 3 | 1:07.278 | | 9:34:22.225 |

| Lap | Lap Tm | Diff | Time of Day |
|-----|--------|------|-------------|
|-----|--------|------|-------------|

| Lap | Lap Tm | Diff | Time of Day |
|-----|--------|------|-------------|
|-----|--------|------|-------------|

Timekeeping Ingrid and Meik Wagner:

Clerk of the course William Watte:

www.mylaps.com

Steward (Chairman) Olivier Steveny:

Scrutineer Francois Lauer:

Licensed to: Motorsport Events



TAG Challenge International

IAME X30 Seniors & Masters

Salbris / France 1,495 Km

WARM UP C-D

2011-04-23 09:45

Practice (10:00 Time) started at 9:45:00

| Pos | No. | Name | Nat. | Chassis | Race Team | Laps | Best Tm | Diff | Gap In Lap | km/h |
|-----|-----|-------------------------|------|-----------|--------------------|------|----------|-------|------------|----------|
| 1 | 245 | Antonin Bourgin | FRA | Merlin | Bourgin/WRS | 8 | 1:03.461 | | | 4 84,808 |
| 2 | 249 | Cedric Magnet | FRA | Intrepid | Magnet | 9 | 1:04.249 | 0.788 | 0.788 | 6 83,768 |
| 3 | 224 | Ignasi Calero Yanez | ESP | Energy | Energy Spain SL | 9 | 1:04.488 | 1.027 | 0.239 | 7 83,457 |
| 4 | 235 | Sebastien Le Gleuher | FRA | FA | Braun Racing | 9 | 1:04.489 | 1.028 | 0.001 | 9 83,456 |
| 5 | 238 | Nicolas Amiel | FRA | Alpha | Alpha Karting | 9 | 1:04.511 | 1.050 | 0.022 | 6 83,428 |
| 6 | 236 | Nicolas Perez | FRA | Alpha | Alpha Karting | 8 | 1:04.561 | 1.100 | 0.050 | 7 83,363 |
| 7 | 240 | Adrian Lafille | FRA | Alpha | Alpha Karting | 9 | 1:04.629 | 1.168 | 0.068 | 5 83,275 |
| 8 | 218 | Andrea Suau | FRA | Tonykart | Suau Racing Kart | 9 | 1:04.678 | 1.217 | 0.049 | 5 83,212 |
| 9 | 216 | Joffrey De Narda | FRA | Kosmic | Ideal Kart | 9 | 1:04.683 | 1.222 | 0.005 | 5 83,206 |
| 10 | 252 | Laurent Absologne | BEL | | | 7 | 1:04.802 | 1.341 | 0.119 | 4 83,053 |
| 11 | 244 | Dominik Siegenthaler | SUI | Tonykart | Wenker Racing | 9 | 1:04.908 | 1.447 | 0.106 | 5 82,917 |
| 12 | 417 | Ludovic Breton | FRA | Kosmic | Ideal Kart | 9 | 1:05.067 | 1.606 | 0.159 | 7 82,715 |
| 13 | 243 | Lorenzo Vailati | ITA | Tonykart | To Win Racing Team | 8 | 1:05.078 | 1.617 | 0.011 | 6 82,701 |
| 14 | 248 | Cedric Pernet | FRA | FA | Team Pernet Racing | 7 | 1:05.149 | 1.688 | 0.071 | 4 82,611 |
| 15 | 239 | Mikael Vidal | FRA | Birel | WRS | 6 | 1:05.171 | 1.710 | 0.022 | 5 82,583 |
| 16 | 231 | Gregoire Perocheau | FRA | Tony Kart | | 9 | 1:05.217 | 1.756 | 0.046 | 5 82,524 |
| 17 | 414 | Mario Barrios | PER | Gillard | PDB Racing Team | 8 | 1:05.774 | 2.313 | 0.557 | 4 81,826 |
| 18 | 220 | Samantha Debrosavljevic | AUT | Zanardi | Chiesa Corsa | 5 | 1:06.239 | 2.778 | 0.465 | 4 81,251 |
| 19 | 411 | Luca Blasi | BEL | DR | Eurokarting.be | 8 | 1:06.906 | 3.445 | 0.667 | 6 80,441 |

Timekeeping Ingrid and Meik Wagner:

Clerk of the course William Watte:

www.mylaps.com

Steward (Chairman) Olivier Steveny:

Scrutineer Francois Lauer:

Licensed to: Motorsport Events



TAG Challenge International

IAME X30 Seniors & Masters

Salbris / France 1,495 Km

RACE 3 Qualifying Heat 1 A-B

2011-04-23 11:30

Race (9 Laps) started at 11:33:09

| Pos | No. | Name | Nat. | Chassis | Race Team | Laps | Total Tm | Diff | Best Tm | In Lap | km/h | Points |
|-----|-----|-------------------------|------|-------------|---------------------|------|-----------|--------|----------|--------|--------|--------|
| 1 | 234 | Javier Rodelas Castillo | ESP | Energy | Energy Spain SL | 9 | 9:42.453 | | 1:04.234 | 7 | 83,787 | 0 |
| 2 | 229 | John Barbe | FRA | Tecno | JBCompetition | 9 | 9:42.951 | 0.498 | 1:04.249 | 5 | 83,768 | 2 |
| 3 | 219 | Jeremy Lopes | FRA | Tonykart | Suau Racing Kart | 9 | 9:45.380 | 2.927 | 1:04.154 | 8 | 83,892 | 3 |
| 4 | 225 | Steven Lesca | FRA | Tonykart | Karting Passion | 9 | 9:45.450 | 2.997 | 1:04.258 | 6 | 83,756 | 4 |
| 5 | 230 | Hakim Le Bon | FRA | Kosmic/Tony | Team Le Bon | 9 | 9:46.408 | 3.955 | 1:04.316 | 9 | 83,681 | 5 |
| 6 | 212 | Martin Vanhove | BEL | Intrepid | Eurokarting | 9 | 9:46.804 | 4.351 | 1:04.263 | 5 | 83,750 | 6 |
| 7 | 251 | Loris Aroumougom | FRA | Techno | Techno | 9 | 9:47.246 | 4.793 | 1:04.532 | 6 | 83,400 | 7 |
| 8 | 217 | Johan Bourassin | FRA | Tonykart | | 9 | 9:50.642 | 8.189 | 1:04.342 | 5 | 83,647 | 8 |
| 9 | 241 | Brice Zyto | FRA | FA Kart | Braun Racing | 9 | 9:52.617 | 10.164 | 1:04.632 | 8 | 83,271 | 9 |
| 10 | 214 | Jeremy Peclers | BEL | Kosmic | RSD Karting | 9 | 9:54.599 | 12.146 | 1:04.112 | 5 | 83,947 | 10 |
| 11 | 232 | Jeoffrey Rouchy | FRA | Mirage | OKS | 9 | 9:55.052 | 12.599 | 1:04.565 | 5 | 83,358 | 11 |
| 12 | 415 | Luc Levfevre | BEL | Kosmic | RSD Karting | 9 | 9:55.658 | 13.205 | 1:05.073 | 6 | 82,707 | 12 |
| 13 | 250 | Romain Mange | FRA | Mirage | OKS | 9 | 9:58.719 | 16.266 | 1:04.349 | 8 | 83,638 | 13 |
| 14 | 222 | Sebastien Pastorek | FRA | Energy | Team Jarousse | 9 | 10:02.615 | 20.162 | 1:04.496 | 7 | 83,447 | 14 |
| 15 | 412 | Philippe Pecheny | BEL | DR | Eurokarting.be | 9 | 10:03.973 | 21.520 | 1:06.046 | 3 | 81,489 | 15 |
| 16 | 215 | Quentin Rongier | FRA | Tonykart | Suau Racing Kart | 9 | 10:05.342 | 22.889 | 1:04.326 | 5 | 83,668 | 16 |
| 17 | 416 | Christophe Simonaggio | FRA | Alpha | Alpha Karting | 9 | 10:05.594 | 23.141 | 1:06.347 | 4 | 81,119 | 17 |
| 18 | 223 | David Villanueva | ESP | Energy | Energy Spain SL | 9 | 10:13.184 | 30.731 | 1:05.218 | 9 | 82,523 | 18 |
| 19 | 211 | Dennis Menze | GER | TBA | H & R Spezialfedern | 9 | 10:18.558 | 36.105 | 1:05.293 | 7 | 82,428 | 19 |
| 20 | 213 | Edouard Chevalier | BEL | DR | Eurokarting | 8 | 10:04.164 | 1 Lap | 1:04.748 | 7 | 83,122 | 20 |
| 21 | 237 | Paulo Jorge Mendes | POR | | Twinsport Import | | 0.791 | 9 Laps | | 0 | - | 21 |
| 22 | 228 | Giacomo Rossi | ITA | Zanardi | | | 0.902 | 9 Laps | | 0 | - | 22 |

Announcements

These results are provisional until the conclusion of any judicial and technical matters

Started: 22 Classified: 22 Not classified: 0

| Margin of Victory | Ø km/h | Best Lap Tm | km/h | Best Lap by |
|-------------------|--------|-------------|--------|----------------------|
| 0.498 | 83,162 | 1:04.112 | 83,947 | 214 - Jeremy Peclers |

Timekeeping Ingrid and Meik Wagner:

Clerk of the course William Watte:

..www.mylaps.com

Steward (Chairman) Olivier Steveny:

Scrutineer Francois Lauer:

Licensed to: Motorsport Events



TAG Challenge International

IAME X30 Seniors & Masters

Salbris / France 1,495 Km

RACE 3 Qualifying Heat 1 A-B

2011-04-23 11:30

Race (9 Laps) started at 11:33:09

Table with 4 columns: Lap, Lap Tm, Diff, Time of Day. Driver: (234) Javier Rodelas Castillo. Laps 1-9.

Table with 4 columns: Lap, Lap Tm, Diff, Time of Day. Driver: (229) John Barbe. Laps 1-9.

Table with 4 columns: Lap, Lap Tm, Diff, Time of Day. Driver: (219) Jeremy Lopes. Laps 1-9.

Table with 4 columns: Lap, Lap Tm, Diff, Time of Day. Driver: (225) Steven Lesca. Laps 1-9.

Table with 4 columns: Lap, Lap Tm, Diff, Time of Day. Driver: (230) Hakim Le Bon. Laps 1-9.

Table with 4 columns: Lap, Lap Tm, Diff, Time of Day. Driver: (212) Martin Vanhove. Laps 1-9.

Table with 4 columns: Lap, Lap Tm, Diff, Time of Day. Driver: (251) Loris Aroumougom. Laps 1-9.

Table with 4 columns: Lap, Lap Tm, Diff, Time of Day. Driver: (217) Johan Bourassin. Laps 1-9.

Table with 4 columns: Lap, Lap Tm, Diff, Time of Day. Driver: (241) Brice Zyto. Laps 1-9.

Table with 4 columns: Lap, Lap Tm, Diff, Time of Day. Driver: (214) Jeremy Peclers. Laps 1-9.

Table with 4 columns: Lap, Lap Tm, Diff, Time of Day. Driver: (232) Jeffrey Rouchy. Laps 1-9.

Table with 4 columns: Lap, Lap Tm, Diff, Time of Day. Driver: (415) Luc Levfevre. Laps 1-9.

Table with 4 columns: Lap, Lap Tm, Diff, Time of Day. Driver: (250) Romain Mange. Laps 1-9.

Table with 4 columns: Lap, Lap Tm, Diff, Time of Day. Driver: (222) Sebastien Pastorek. Laps 1-9.

Table with 4 columns: Lap, Lap Tm, Diff, Time of Day. Driver: (412) Philippe Pecheny. Laps 1-9.

Table with 4 columns: Lap, Lap Tm, Diff, Time of Day. Driver: (215) Quentin Rongier. Laps 1-9.

Table with 4 columns: Lap, Lap Tm, Diff, Time of Day. Driver: (416) Christophe Simonaggio. Laps 1-9.

Table with 4 columns: Lap, Lap Tm, Diff, Time of Day. Driver: (223) David Villanueva. Laps 1-9.



TAG Challenge International

IAME X30 Seniors & Masters

Salbris / France 1,495 Km

RACE 3 Qualifying Heat 1 A-B

2011-04-23 11:30

Race (9 Laps) started at 11:33:09

| Lap | Lap Tm | Diff | Time of Day |
|---------------------------|-----------------|---------|--------------|
| (211) Dennis Menze | | | |
| 1 | 1:32.554 | +27.261 | 11:34:43.240 |
| 2 | 1:05.771 | +0.478 | 11:35:49.011 |
| 3 | 1:05.707 | +0.414 | 11:36:54.718 |
| 4 | 1:05.493 | +0.200 | 11:38:00.211 |
| 5 | 1:05.575 | +0.282 | 11:39:05.786 |
| 6 | 1:05.370 | +0.077 | 11:40:11.156 |
| 7 | 1:05.293 | | 11:41:16.449 |
| 8 | 1:05.715 | +0.422 | 11:42:22.164 |
| 9 | 1:06.057 | +0.764 | 11:43:28.221 |

| Lap | Lap Tm | Diff | Time of Day |
|--------------------------------|-----------------|-----------|--------------|
| (213) Edouard Chevalier | | | |
| 1 | 1:18.544 | +13.796 | 11:34:28.982 |
| 2 | 1:05.494 | +0.746 | 11:35:34.476 |
| 3 | 1:05.233 | +0.485 | 11:36:39.709 |
| 4 | 1:05.288 | +0.540 | 11:37:44.997 |
| 5 | 2:13.623 | +1:08.875 | 11:39:58.620 |
| 6 | 1:05.461 | +0.713 | 11:41:04.081 |
| 7 | 1:04.748 | | 11:42:08.829 |
| 8 | 1:04.998 | +0.250 | 11:43:13.827 |

Lap Lap Tm Diff Time of Day

Lap Lap Tm Diff Time of Day



TAG Challenge International

IAME X30 Seniors & Masters

Salbris / France 1,495 Km

RACE 4 Qualifying Heat 2 C-D **-NEW-**

2011-04-23 12:00

Race (9 Laps) started at 12:05:04

| Pos | No. | Name | Nat. | Chassis | Race Team | Laps | Total Tm | Diff | Best Tm | In Lap | km/h | Points |
|----------------|-----|-------------------------|------|-----------|--------------------|------|-----------|--------|----------|--------|--------|--------|
| 1 | 218 | Andrea Suau | FRA | Tonykart | Suau Racing Kart | 9 | 9:45.781 | | 1:04.314 | 7 | 83,683 | 0 |
| 2 | 235 | Sebastien Le Gleuher | FRA | FA | Braun Racing | 9 | 9:45.963 | 0.182 | 1:04.155 | 8 | 83,891 | 2 |
| 3 | 246 | Pierre Henri Janicaud | FRA | Energy | MP Racing Kart | 9 | 9:46.255 | 0.474 | 1:04.235 | 8 | 83,786 | 3 |
| 4 | 240 | Adrian Lafille | FRA | Alpha | Alpha Karting | 9 | 9:46.562 | 0.781 | 1:04.458 | 9 | 83,496 | 4 |
| 5 | 252 | Laurent Absologne | BEL | | | 9 | 9:47.445 | 1.664 | 1:04.255 | 7 | 83,760 | 5 |
| 6 | 236 | Nicolas Perez | FRA | Alpha | Alpha Karting | 9 | 9:49.857 | 4.076 | 1:04.471 | 9 | 83,479 | 6 |
| 7 | 243 | Lorenzo Vailati | ITA | Tonykart | To Win Racing Team | 9 | 9:50.818 | 5.037 | 1:04.526 | 4 | 83,408 | 7 |
| 8 | 233 | Patrick Meister | GER | Top-Kart | Berner Kart Sport | 9 | 9:51.538 | 5.757 | 1:04.865 | 7 | 82,972 | 8 |
| 9 | 248 | Cedric Pernet | FRA | FA | Team Pernet Racing | 9 | 9:51.912 | 6.131 | 1:04.513 | 8 | 83,425 | 9 |
| 10 | 249 | Cedric Magnet | FRA | Intrepid | Magnet | 9 | 9:53.048 | 7.267 | 1:04.589 | 7 | 83,327 | 10 |
| 11 | 231 | Gregoire Perocheau | FRA | Tony Kart | | 9 | 9:55.074 | 9.293 | 1:04.582 | 9 | 83,336 | 11 |
| 12 | 245 | Antonin Bourgin | FRA | Merlin | Bourgin/WRS | 9 | 9:57.043 | 11.262 | 1:05.157 | 8 | 82,600 | 12 |
| 13 | 417 | Ludovic Breton | FRA | Kosmic | Ideal Kart | 9 | 9:57.354 | 11.573 | 1:05.161 | 7 | 82,595 | 13 |
| 14 | 414 | Mario Barrios | PER | Gillard | PDB Racing Team | 9 | 9:58.276 | 12.495 | 1:05.331 | 8 | 82,380 | 14 |
| 15 | 220 | Samantha Debrosavljevic | AUT | Zanardi | Chiesa Corsa | 9 | 9:59.388 | 13.607 | 1:05.542 | 8 | 82,115 | 15 |
| 16 | 238 | Nicolas Amiel | FRA | Alpha | Alpha Karting | 9 | 10:02.601 | 16.820 | 1:04.233 | 7 | 83,789 | 16 |
| 17 | 411 | Luca Blasi | BEL | DR | Eurokarting.be | 9 | 10:05.587 | 19.806 | 1:06.170 | 6 | 81,336 | 17 |
| 18 | 224 | Ignasi Calero Yanez | ESP | Energy | Energy Spain SL | 6 | 6:40.763 | 3 Laps | 1:04.755 | 3 | 83,113 | 18 |
| 19 | 239 | Mikael Vidal | FRA | Birel | WRS | | 0.351 | 9 Laps | | 0 | - | 19 |
| Not classified | | | | | | | | | | | | |
| DQ | 216 | Joffrey De Narda | FRA | Kosmic | Ideal Kart | 9 | 9:47.066 | DQ | 1:04.338 | 9 | 83,652 | 24 |
| DQ | 244 | Dominik Siegenthaler | SUI | Tonykart | Wenker Racing | 9 | 9:54.792 | DQ | 1:04.594 | 8 | 83,320 | 24 |

Announcements

These results are provisional until the conclusion of any judicial and technical matters

No. 216 + 244 excluded of Heat C-D / reason under weight

Started: 21 Classified: 19 Not classified: 2

| Margin of Victory | Ø km/h | Best Lap Tm | km/h | Best Lap by |
|-------------------|--------|-------------|--------|----------------------------|
| 0.182 | 82,690 | 1:04.155 | 83,891 | 235 - Sebastien Le Gleuher |

Timekeeping Ingrid and Meik Wagner:

Clerk of the course William Watte:

..www.mylaps.com

Steward (Chairman) Olivier Steveny:

Scrutineer Francois Lauer:

Licensed to: Motorsport Events



TAG Challenge International

IAME X30 Seniors & Masters

Salbris / France 1,495 Km

RACE 4 Qualifying Heat 2 C-D

2011-04-23 12:00

Race (9 Laps) started at 12:05:04

| Lap | Lap Tm | Diff | Time of Day |
|--------------------------|-----------------|--------|--------------|
| (218) Andrea Suau | | | |
| 1 | 1:07.026 | +2.712 | 12:06:12.046 |
| 2 | 1:05.465 | +1.151 | 12:07:17.511 |
| 3 | 1:04.980 | +0.666 | 12:08:22.491 |
| 4 | 1:04.825 | +0.511 | 12:09:27.316 |
| 5 | 1:04.679 | +0.365 | 12:10:31.995 |
| 6 | 1:05.092 | +0.778 | 12:11:37.087 |
| 7 | 1:04.314 | | 12:12:41.401 |
| 8 | 1:04.473 | +0.159 | 12:13:45.874 |
| 9 | 1:04.788 | +0.474 | 12:14:50.662 |

| Lap | Lap Tm | Diff | Time of Day |
|-----------------------------------|-----------------|--------|--------------|
| (235) Sebastien Le Gleuher | | | |
| 1 | 1:07.666 | +3.511 | 12:06:12.781 |
| 2 | 1:05.750 | +1.595 | 12:07:18.531 |
| 3 | 1:04.742 | +0.587 | 12:08:23.273 |
| 4 | 1:04.734 | +0.579 | 12:09:28.007 |
| 5 | 1:04.505 | +0.350 | 12:10:32.512 |
| 6 | 1:04.934 | +0.779 | 12:11:37.446 |
| 7 | 1:04.446 | +0.291 | 12:12:41.892 |
| 8 | 1:04.155 | | 12:13:46.047 |
| 9 | 1:04.797 | +0.642 | 12:14:50.844 |

| Lap | Lap Tm | Diff | Time of Day |
|------------------------------------|-----------------|--------|--------------|
| (246) Pierre Henri Janicaud | | | |
| 1 | 1:07.002 | +2.767 | 12:06:11.883 |
| 2 | 1:05.827 | +1.592 | 12:07:17.710 |
| 3 | 1:05.068 | +0.833 | 12:08:22.778 |
| 4 | 1:04.856 | +0.621 | 12:09:27.634 |
| 5 | 1:04.661 | +0.426 | 12:10:32.295 |
| 6 | 1:04.966 | +0.731 | 12:11:37.261 |
| 7 | 1:04.940 | +0.705 | 12:12:42.201 |
| 8 | 1:04.235 | | 12:13:46.436 |
| 9 | 1:04.700 | +0.465 | 12:14:51.136 |

| Lap | Lap Tm | Diff | Time of Day |
|-----------------------------|-----------------|--------|--------------|
| (240) Adrian Lafille | | | |
| 1 | 1:07.351 | +2.893 | 12:06:12.387 |
| 2 | 1:06.038 | +1.580 | 12:07:18.425 |
| 3 | 1:05.167 | +0.709 | 12:08:23.592 |
| 4 | 1:04.628 | +0.170 | 12:09:28.220 |
| 5 | 1:04.681 | +0.223 | 12:10:32.901 |
| 6 | 1:04.762 | +0.304 | 12:11:37.663 |
| 7 | 1:04.847 | +0.389 | 12:12:42.510 |
| 8 | 1:04.475 | +0.017 | 12:13:46.985 |
| 9 | 1:04.458 | | 12:14:51.443 |

| Lap | Lap Tm | Diff | Time of Day |
|-------------------------------|-----------------|--------|--------------|
| (216) Joffrey De Narda | | | |
| 1 | 1:08.730 | +4.392 | 12:06:14.301 |
| 2 | 1:05.448 | +1.110 | 12:07:19.749 |
| 3 | 1:05.059 | +0.721 | 12:08:24.808 |
| 4 | 1:04.742 | +0.404 | 12:09:29.550 |
| 5 | 1:04.751 | +0.413 | 12:10:34.301 |
| 6 | 1:04.456 | +0.118 | 12:11:38.757 |
| 7 | 1:04.414 | +0.076 | 12:12:43.171 |
| 8 | 1:04.438 | +0.100 | 12:13:47.609 |
| 9 | 1:04.338 | | 12:14:51.947 |

| Lap | Lap Tm | Diff | Time of Day |
|--------------------------------|-----------------|--------|--------------|
| (252) Laurent Absolonne | | | |
| 1 | 1:07.984 | +3.729 | 12:06:13.239 |
| 2 | 1:05.401 | +1.146 | 12:07:18.640 |
| 3 | 1:05.206 | +0.951 | 12:08:23.846 |
| 4 | 1:05.711 | +1.456 | 12:09:29.557 |
| 5 | 1:05.213 | +0.958 | 12:10:34.770 |
| 6 | 1:04.505 | +0.250 | 12:11:39.275 |
| 7 | 1:04.255 | | 12:12:43.530 |
| 8 | 1:04.322 | +0.067 | 12:13:47.852 |
| 9 | 1:04.474 | +0.219 | 12:14:52.326 |

| Lap | Lap Tm | Diff | Time of Day |
|----------------------------|-----------------|--------|--------------|
| (236) Nicolas Perez | | | |
| 1 | 1:09.854 | +5.383 | 12:06:15.318 |
| 2 | 1:05.631 | +1.160 | 12:07:20.949 |
| 3 | 1:06.053 | +1.582 | 12:08:27.002 |
| 4 | 1:04.668 | +0.197 | 12:09:31.670 |
| 5 | 1:04.800 | +0.329 | 12:10:36.470 |
| 6 | 1:04.709 | +0.238 | 12:11:41.179 |
| 7 | 1:04.580 | +0.109 | 12:12:45.759 |
| 8 | 1:04.508 | +0.037 | 12:13:50.267 |
| 9 | 1:04.471 | | 12:14:54.738 |

| Lap | Lap Tm | Diff | Time of Day |
|------------------------------|-----------------|--------|--------------|
| (243) Lorenzo Vailati | | | |
| 1 | 1:09.441 | +4.915 | 12:06:15.036 |
| 2 | 1:06.237 | +1.711 | 12:07:21.273 |
| 3 | 1:06.211 | +1.685 | 12:08:27.484 |
| 4 | 1:04.526 | | 12:09:32.010 |
| 5 | 1:04.715 | +0.189 | 12:10:36.725 |
| 6 | 1:04.974 | +0.448 | 12:11:41.699 |
| 7 | 1:04.874 | +0.348 | 12:12:46.573 |
| 8 | 1:04.560 | +0.034 | 12:13:51.133 |
| 9 | 1:04.566 | +0.040 | 12:14:55.699 |

| Lap | Lap Tm | Diff | Time of Day |
|------------------------------|-----------------|--------|--------------|
| (233) Patrick Meister | | | |
| 1 | 1:09.119 | +4.254 | 12:06:14.877 |
| 2 | 1:05.899 | +1.034 | 12:07:20.776 |
| 3 | 1:05.130 | +0.265 | 12:08:25.906 |
| 4 | 1:05.159 | +0.294 | 12:09:31.065 |
| 5 | 1:05.265 | +0.400 | 12:10:36.330 |
| 6 | 1:05.244 | +0.379 | 12:11:41.574 |
| 7 | 1:04.865 | | 12:12:46.439 |
| 8 | 1:05.113 | +0.248 | 12:13:51.552 |
| 9 | 1:04.867 | +0.002 | 12:14:56.419 |

| Lap | Lap Tm | Diff | Time of Day |
|----------------------------|-----------------|--------|--------------|
| (248) Cedric Pernet | | | |
| 1 | 1:09.659 | +5.146 | 12:06:15.490 |
| 2 | 1:06.120 | +1.607 | 12:07:21.610 |
| 3 | 1:06.087 | +1.574 | 12:08:27.697 |
| 4 | 1:05.221 | +0.708 | 12:09:32.918 |
| 5 | 1:05.066 | +0.553 | 12:10:37.984 |
| 6 | 1:04.937 | +0.424 | 12:11:42.921 |
| 7 | 1:04.695 | +0.182 | 12:12:47.616 |
| 8 | 1:04.513 | | 12:13:52.129 |
| 9 | 1:04.664 | +0.151 | 12:14:56.793 |

| Lap | Lap Tm | Diff | Time of Day |
|----------------------------|-----------------|--------|--------------|
| (249) Cedric Magnet | | | |
| 1 | 1:12.679 | +8.090 | 12:06:17.614 |
| 2 | 1:05.434 | +0.845 | 12:07:23.048 |
| 3 | 1:05.490 | +0.901 | 12:08:28.538 |
| 4 | 1:05.370 | +0.781 | 12:09:33.908 |
| 5 | 1:04.679 | +0.090 | 12:10:38.587 |
| 6 | 1:04.890 | +0.301 | 12:11:43.477 |
| 7 | 1:04.589 | | 12:12:48.066 |
| 8 | 1:04.801 | +0.212 | 12:13:52.867 |
| 9 | 1:05.062 | +0.473 | 12:14:57.929 |

| Lap | Lap Tm | Diff | Time of Day |
|-----------------------------------|-----------------|--------|--------------|
| (244) Dominik Siegenthaler | | | |
| 1 | 1:10.564 | +5.970 | 12:06:16.701 |
| 2 | 1:05.902 | +1.308 | 12:07:22.603 |
| 3 | 1:05.463 | +0.869 | 12:08:28.066 |
| 4 | 1:06.613 | +2.019 | 12:09:34.679 |
| 5 | 1:04.829 | +0.235 | 12:10:39.508 |
| 6 | 1:05.518 | +0.924 | 12:11:45.026 |
| 7 | 1:05.443 | +0.849 | 12:12:50.469 |
| 8 | 1:04.594 | | 12:13:55.063 |
| 9 | 1:04.610 | +0.016 | 12:14:59.673 |

| Lap | Lap Tm | Diff | Time of Day |
|---------------------------------|-----------------|--------|--------------|
| (231) Gregoire Perocheau | | | |
| 1 | 1:10.296 | +5.714 | 12:06:16.229 |
| 2 | 1:05.921 | +1.339 | 12:07:22.150 |
| 3 | 1:05.722 | +1.140 | 12:08:27.872 |
| 4 | 1:06.602 | +2.020 | 12:09:34.474 |
| 5 | 1:04.834 | +0.252 | 12:10:39.308 |
| 6 | 1:05.554 | +0.972 | 12:11:44.862 |
| 7 | 1:05.909 | +1.327 | 12:12:50.771 |
| 8 | 1:04.602 | +0.020 | 12:13:55.373 |
| 9 | 1:04.582 | | 12:14:59.955 |

| Lap | Lap Tm | Diff | Time of Day |
|------------------------------|-----------------|--------|--------------|
| (245) Antonin Bourgin | | | |
| 1 | 1:08.373 | +3.216 | 12:06:14.070 |
| 2 | 1:07.084 | +1.927 | 12:07:21.154 |
| 3 | 1:06.289 | +1.132 | 12:08:27.443 |
| 4 | 1:06.015 | +0.858 | 12:09:33.458 |
| 5 | 1:05.399 | +0.242 | 12:10:38.857 |
| 6 | 1:05.881 | +0.724 | 12:11:44.738 |
| 7 | 1:06.376 | +1.219 | 12:12:51.114 |
| 8 | 1:05.157 | | 12:13:56.271 |
| 9 | 1:05.653 | +0.496 | 12:15:01.924 |

| Lap | Lap Tm | Diff | Time of Day |
|-----------------------------|-----------------|--------|--------------|
| (417) Ludovic Breton | | | |
| 1 | 1:10.611 | +5.450 | 12:06:16.628 |
| 2 | 1:06.652 | +1.491 | 12:07:23.280 |
| 3 | 1:05.996 | +0.835 | 12:08:29.276 |
| 4 | 1:06.102 | +0.941 | 12:09:35.378 |
| 5 | 1:05.547 | +0.386 | 12:10:40.925 |
| 6 | 1:05.280 | +0.119 | 12:11:46.205 |
| 7 | 1:05.161 | | 12:12:51.366 |
| 8 | 1:05.280 | +0.119 | 12:13:56.646 |
| 9 | 1:05.589 | +0.428 | 12:15:02.235 |

| Lap | Lap Tm | Diff | Time of Day |
|----------------------------|-----------------|--------|--------------|
| (414) Mario Barrios | | | |
| 1 | 1:10.230 | +4.899 | 12:06:16.152 |
| 2 | 1:06.766 | +1.435 | 12:07:22.918 |
| 3 | 1:06.202 | +0.871 | 12:08:29.120 |
| 4 | 1:05.896 | +0.565 | 12:09:35.016 |
| 5 | 1:05.842 | +0.511 | 12:10:40.858 |
| 6 | 1:05.840 | +0.509 | 12:11:46.698 |
| 7 | 1:05.595 | +0.264 | 12:12:52.293 |
| 8 | 1:05.331 | | 12:13:57.624 |
| 9 | 1:05.533 | +0.202 | 12:15:03.157 |

| Lap | Lap Tm | Diff | Time of Day |
|--------------------------------------|-----------------|--------|--------------|
| (220) Samantha Debrosavljevic | | | |
| 1 | 1:10.928 | +5.386 | 12:06:17.008 |
| 2 | 1:07.063 | +1.521 | 12:07:24.071 |
| 3 | 1:05.837 | +0.295 | 12:08:29.908 |
| 4 | 1:05.686 | +0.144 | 12:09:35.594 |
| 5 | 1:05.812 | +0.270 | 12:10:41.406 |
| 6 | 1:05.687 | +0.145 | 12:11:47.093 |
| 7 | 1:05.885 | +0.343 | 12:12:52.978 |
| 8 | 1:05.542 | | 12:13:58.520 |
| 9 | 1:05.749 | +0.207 | 12:15:04.269 |

| Lap | Lap Tm | Diff | Time of Day |
|----------------------------|-----------------|---------|--------------|
| (238) Nicolas Amiel | | | |
| 1 | 1:25.828 | +21.595 | 12:06:30.995 |
| 2 | 1:04.950 | +0.717 | 12:07:35.945 |
| 3 | 1:04.838 | +0.605 | 12:08:40.783 |
| 4 | 1:04.659 | +0.426 | 12:09:45.442 |
| 5 | 1:04.514 | +0.281 | 12:10:49.956 |
| 6 | 1:04.398 | +0.165 | 12:11:54.354 |
| 7 | 1:04.233 | | 12:12:58.587 |
| 8 | 1:04.595 | +0.362 | 12:14:03.182 |
| 9 | 1:04.300 | +0.067 | 12:15:07.482 |





TAG Challenge International

IAME X30 Seniors & Masters

Salbris / France 1,495 Km

RACE 4 Qualifying Heat 2 C-D

2011-04-23 12:00

Race (9 Laps) started at 12:05:04

| Lap | Lap Tm | Diff | Time of Day |
|-------------------------|-----------------|--------|--------------|
| (411) Luca Blasi | | | |
| 1 | 1:11.543 | +5.373 | 12:06:17.969 |
| 2 | 1:06.844 | +0.674 | 12:07:24.813 |
| 3 | 1:07.222 | +1.052 | 12:08:32.035 |
| 4 | 1:06.753 | +0.583 | 12:09:38.788 |
| 5 | 1:06.505 | +0.335 | 12:10:45.293 |
| 6 | 1:06.170 | | 12:11:51.463 |
| 7 | 1:06.189 | +0.019 | 12:12:57.652 |
| 8 | 1:06.311 | +0.141 | 12:14:03.963 |
| 9 | 1:06.505 | +0.335 | 12:15:10.468 |

| Lap | Lap Tm | Diff | Time of Day |
|----------------------------------|-----------------|--------|--------------|
| (224) Ignasi Calero Yanez | | | |
| 1 | 1:09.228 | +4.473 | 12:06:14.573 |
| 2 | 1:05.912 | +1.157 | 12:07:20.485 |
| 3 | 1:04.755 | | 12:08:25.240 |
| 4 | 1:04.924 | +0.169 | 12:09:30.164 |
| 5 | 1:05.161 | +0.406 | 12:10:35.325 |
| 6 | 1:10.319 | +5.564 | 12:11:45.644 |

Lap Lap Tm Diff Time of Day

Lap Lap Tm Diff Time of Day



TAG Challenge International

IAME X30 Seniors & Masters

Salbris / France 1,495 Km

RACE 7 Qualifying Heat 3 A-D

2011-04-23 14:30

Race (9 Laps) started at 14:33:06

| Pos | No. | Name | Nat. | Chassis | Race Team | Laps | Total Tm | Diff | Best Tm | In Lap | km/h | Points |
|-----|-----|-------------------------|------|----------|-------------------|------|-----------|--------|----------|--------|--------|--------|
| 1 | 225 | Steven Lesca | FRA | Tonykart | Karting Passion | 9 | 9:41.722 | | 1:04.117 | 9 | 83,940 | 0 |
| 2 | 214 | Jeremy Peclers | BEL | Kosmic | RSD Karting | 9 | 9:44.083 | 2.361 | 1:04.065 | 6 | 84,008 | 2 |
| 3 | 250 | Romain Mange | FRA | Mirage | OKS | 9 | 9:46.002 | 4.280 | 1:04.137 | 6 | 83,914 | 3 |
| 4 | 232 | Jeoffrey Rouchy | FRA | Mirage | OKS | 9 | 9:48.389 | 6.667 | 1:04.100 | 6 | 83,963 | 4 |
| 5 | 238 | Nicolas Amiel | FRA | Alpha | Alpha Karting | 9 | 9:48.485 | 6.763 | 1:04.076 | 6 | 83,994 | 5 |
| 6 | 252 | Laurent Absologne | BEL | | | 9 | 9:48.594 | 6.872 | 1:04.242 | 6 | 83,777 | 6 |
| 7 | 216 | Joffrey De Narda | FRA | Kosmic | Ideal Kart | 9 | 9:48.709 | 6.987 | 1:04.255 | 8 | 83,760 | 7 |
| 8 | 236 | Nicolas Perez | FRA | Alpha | Alpha Karting | 9 | 9:48.903 | 7.181 | 1:04.388 | 8 | 83,587 | 8 |
| 9 | 222 | Sebastien Pastorek | FRA | Energy | Team Jarousse | 9 | 9:49.466 | 7.744 | 1:04.157 | 6 | 83,888 | 9 |
| 10 | 241 | Brice Zyto | FRA | FA Kart | Braun Racing | 9 | 9:49.745 | 8.023 | 1:04.401 | 8 | 83,570 | 10 |
| 11 | 218 | Andrea Suau | FRA | Tonykart | Suau Racing Kart | 9 | 9:49.797 | 8.075 | 1:04.270 | 5 | 83,740 | 11 |
| 12 | 223 | David Villanueva | ESP | Energy | Energy Spain SL | 9 | 9:50.534 | 8.812 | 1:04.724 | 8 | 83,153 | 12 |
| 13 | 251 | Loris Aroumougom | FRA | Techno | Techno | 9 | 9:51.160 | 9.438 | 1:04.556 | 8 | 83,369 | 13 |
| 14 | 415 | Luc Levfevre | BEL | Kosmic | RSD Karting | 9 | 9:56.191 | 14.469 | 1:05.357 | 7 | 82,348 | 14 |
| 15 | 246 | Pierre Henri Janicaud | FRA | Energy | MP Racing Kart | 9 | 9:56.970 | 15.248 | 1:05.006 | 9 | 82,792 | 15 |
| 16 | 213 | Edouard Chevalier | BEL | DR | Eurokarting | 9 | 9:57.064 | 15.342 | 1:04.440 | 5 | 83,520 | 16 |
| 17 | 245 | Antonin Bourgin | FRA | Merlin | Bourgin/WRS | 9 | 10:00.746 | 19.024 | 1:05.874 | 5 | 81,701 | 17 |
| 18 | 412 | Philippe Pecheny | BEL | DR | Eurokarting.be | 9 | 10:00.969 | 19.247 | 1:05.758 | 3 | 81,846 | 18 |
| 19 | 414 | Mario Barrios | PER | Gillard | PDB Racing Team | 9 | 10:01.307 | 19.585 | 1:05.224 | 9 | 82,516 | 19 |
| 20 | 220 | Samantha Debrosavljevic | AUT | Zanardi | Chiesa Corsa | 9 | 10:01.327 | 19.605 | 1:05.530 | 4 | 82,130 | 20 |
| 21 | 233 | Patrick Meister | GER | Top-Kart | Berner Kart Sport | | | | | 0 | - | 21 |

Announcements

These results are provisional until the conclusion of any judicial and technical matters

No. 414 time penalty 3 sec. / reason leaving corridor

Started: 21 Classified: 21 Not classified: 0

| Margin of Victory | Ø km/h | Best Lap Tm | km/h | Best Lap by |
|-------------------|--------|-------------|--------|----------------------|
| 2.361 | 83,267 | 1:04.065 | 84,008 | 214 - Jeremy Peclers |

Timekeeping Ingrid and Meik Wagner:

Clerk of the course William Watte:

..www.mylaps.com

Steward (Chairman) Olivier Steveny:

Scrutineer Francois Lauer:

Licensed to: Motorsport Events



TAG Challenge International

IAME X30 Seniors & Masters

Salbris / France 1,495 Km

RACE 7 Qualifying Heat 3 A-D

2011-04-23 14:30

Race (9 Laps) started at 14:33:06

| Lap | Lap Tm | Diff | Time of Day |
|---------------------------|-----------------|--------|--------------|
| (225) Steven Lesca | | | |
| 1 | 1:06.298 | +2.181 | 14:34:13.271 |
| 2 | 1:04.943 | +0.826 | 14:35:18.189 |
| 3 | 1:04.624 | +0.507 | 14:36:22.813 |
| 4 | 1:04.552 | +0.435 | 14:37:27.365 |
| 5 | 1:04.382 | +0.265 | 14:38:31.747 |
| 6 | 1:04.189 | +0.072 | 14:39:35.936 |
| 7 | 1:04.260 | +0.143 | 14:40:40.196 |
| 8 | 1:04.205 | +0.088 | 14:41:44.401 |
| 9 | 1:04.117 | | 14:42:48.518 |

| Lap | Lap Tm | Diff | Time of Day |
|-----------------------------|-----------------|--------|--------------|
| (214) Jeremy Peclers | | | |
| 1 | 1:06.331 | +2.266 | 14:34:13.371 |
| 2 | 1:06.643 | +2.578 | 14:35:20.014 |
| 3 | 1:04.298 | +0.233 | 14:36:24.312 |
| 4 | 1:04.520 | +0.455 | 14:37:28.832 |
| 5 | 1:04.371 | +0.306 | 14:38:33.203 |
| 6 | 1:04.065 | | 14:39:37.268 |
| 7 | 1:04.756 | +0.691 | 14:40:42.024 |
| 8 | 1:04.404 | +0.339 | 14:41:46.428 |
| 9 | 1:04.451 | +0.386 | 14:42:50.879 |

| Lap | Lap Tm | Diff | Time of Day |
|---------------------------|-----------------|--------|--------------|
| (250) Romain Mange | | | |
| 1 | 1:06.708 | +2.571 | 14:34:13.889 |
| 2 | 1:05.101 | +0.964 | 14:35:18.990 |
| 3 | 1:04.401 | +0.264 | 14:36:23.391 |
| 4 | 1:04.896 | +0.759 | 14:37:28.287 |
| 5 | 1:04.318 | +0.181 | 14:38:32.605 |
| 6 | 1:04.137 | | 14:39:36.742 |
| 7 | 1:06.970 | +2.833 | 14:40:43.712 |
| 8 | 1:04.723 | +0.586 | 14:41:48.435 |
| 9 | 1:04.363 | +0.226 | 14:42:52.798 |

| Lap | Lap Tm | Diff | Time of Day |
|------------------------------|-----------------|--------|--------------|
| (232) Jeoffrey Rouchy | | | |
| 1 | 1:05.989 | +1.889 | 14:34:12.785 |
| 2 | 1:05.095 | +0.995 | 14:35:17.880 |
| 3 | 1:04.716 | +0.616 | 14:36:22.596 |
| 4 | 1:06.075 | +1.975 | 14:37:28.671 |
| 5 | 1:04.298 | +0.198 | 14:38:32.969 |
| 6 | 1:04.100 | | 14:39:37.069 |
| 7 | 1:06.709 | +2.609 | 14:40:43.778 |
| 8 | 1:04.821 | +0.721 | 14:41:48.599 |
| 9 | 1:06.586 | +2.486 | 14:42:55.185 |

| Lap | Lap Tm | Diff | Time of Day |
|----------------------------|-----------------|--------|--------------|
| (238) Nicolas Amiel | | | |
| 1 | 1:06.542 | +2.466 | 14:34:13.624 |
| 2 | 1:06.562 | +2.486 | 14:35:20.186 |
| 3 | 1:04.335 | +0.259 | 14:36:24.521 |
| 4 | 1:04.651 | +0.575 | 14:37:29.172 |
| 5 | 1:04.249 | +0.173 | 14:38:33.421 |
| 6 | 1:04.076 | | 14:39:37.497 |
| 7 | 1:06.475 | +2.399 | 14:40:43.972 |
| 8 | 1:05.249 | +1.173 | 14:41:49.221 |
| 9 | 1:06.060 | +1.984 | 14:42:55.281 |

| Lap | Lap Tm | Diff | Time of Day |
|-------------------------------|-----------------|--------|--------------|
| (252) Laurent Absolgne | | | |
| 1 | 1:06.997 | +2.755 | 14:34:14.260 |
| 2 | 1:06.611 | +2.369 | 14:35:20.871 |
| 3 | 1:04.603 | +0.361 | 14:36:25.474 |
| 4 | 1:04.407 | +0.165 | 14:37:29.881 |
| 5 | 1:04.270 | +0.028 | 14:38:34.151 |
| 6 | 1:04.242 | | 14:39:38.393 |
| 7 | 1:06.176 | +1.934 | 14:40:44.569 |
| 8 | 1:04.907 | +0.665 | 14:41:49.476 |
| 9 | 1:05.914 | +1.672 | 14:42:55.390 |

| Lap | Lap Tm | Diff | Time of Day |
|-------------------------------|-----------------|--------|--------------|
| (216) Joffrey De Narda | | | |
| 1 | 1:08.902 | +4.647 | 14:34:16.396 |
| 2 | 1:06.852 | +2.597 | 14:35:23.248 |
| 3 | 1:05.087 | +0.832 | 14:36:28.335 |
| 4 | 1:04.532 | +0.277 | 14:37:32.867 |
| 5 | 1:04.662 | +0.407 | 14:38:37.529 |
| 6 | 1:04.466 | +0.211 | 14:39:41.995 |
| 7 | 1:04.459 | +0.204 | 14:40:46.454 |
| 8 | 1:04.255 | | 14:41:50.709 |
| 9 | 1:04.796 | +0.541 | 14:42:55.505 |

| Lap | Lap Tm | Diff | Time of Day |
|----------------------------|-----------------|--------|--------------|
| (236) Nicolas Perez | | | |
| 1 | 1:08.648 | +4.260 | 14:34:16.068 |
| 2 | 1:05.872 | +1.484 | 14:35:21.940 |
| 3 | 1:05.078 | +0.690 | 14:36:27.018 |
| 4 | 1:05.248 | +0.860 | 14:37:32.266 |
| 5 | 1:04.814 | +0.426 | 14:38:37.080 |
| 6 | 1:04.506 | +0.118 | 14:39:41.586 |
| 7 | 1:04.527 | +0.139 | 14:40:46.113 |
| 8 | 1:04.388 | | 14:41:50.501 |
| 9 | 1:05.198 | +0.810 | 14:42:55.699 |

| Lap | Lap Tm | Diff | Time of Day |
|---------------------------------|-----------------|--------|--------------|
| (222) Sebastien Pastorek | | | |
| 1 | 1:07.741 | +3.584 | 14:34:15.256 |
| 2 | 1:05.309 | +1.152 | 14:35:20.565 |
| 3 | 1:04.521 | +0.364 | 14:36:25.086 |
| 4 | 1:04.412 | +0.255 | 14:37:29.498 |
| 5 | 1:04.269 | +0.112 | 14:38:33.767 |
| 6 | 1:04.157 | | 14:39:37.924 |
| 7 | 1:06.330 | +2.173 | 14:40:44.254 |
| 8 | 1:04.755 | +0.598 | 14:41:49.009 |
| 9 | 1:07.253 | +3.096 | 14:42:56.262 |

| Lap | Lap Tm | Diff | Time of Day |
|-------------------------|-----------------|--------|--------------|
| (241) Brice Zyto | | | |
| 1 | 1:09.587 | +5.186 | 14:34:17.535 |
| 2 | 1:05.897 | +1.496 | 14:35:23.432 |
| 3 | 1:05.154 | +0.753 | 14:36:28.586 |
| 4 | 1:04.509 | +0.108 | 14:37:33.095 |
| 5 | 1:04.604 | +0.203 | 14:38:37.699 |
| 6 | 1:05.058 | +0.657 | 14:39:42.757 |
| 7 | 1:04.517 | +0.116 | 14:40:47.274 |
| 8 | 1:04.401 | | 14:41:51.675 |
| 9 | 1:04.866 | +0.465 | 14:42:56.541 |

| Lap | Lap Tm | Diff | Time of Day |
|--------------------------|-----------------|--------|--------------|
| (218) Andrea Suau | | | |
| 1 | 1:06.253 | +1.983 | 14:34:13.182 |
| 2 | 1:05.589 | +1.319 | 14:35:18.771 |
| 3 | 1:04.422 | +0.152 | 14:36:23.193 |
| 4 | 1:04.600 | +0.330 | 14:37:27.793 |
| 5 | 1:04.270 | | 14:38:32.063 |
| 6 | 1:04.470 | +0.200 | 14:39:36.533 |
| 7 | 1:07.021 | +2.751 | 14:40:43.554 |
| 8 | 1:04.643 | +0.373 | 14:41:48.197 |
| 9 | 1:08.396 | +4.126 | 14:42:56.593 |

| Lap | Lap Tm | Diff | Time of Day |
|-------------------------------|-----------------|--------|--------------|
| (223) David Villanueva | | | |
| 1 | 1:08.541 | +3.817 | 14:34:15.911 |
| 2 | 1:05.697 | +0.973 | 14:35:21.608 |
| 3 | 1:05.302 | +0.578 | 14:36:26.910 |
| 4 | 1:05.146 | +0.422 | 14:37:32.056 |
| 5 | 1:05.357 | +0.633 | 14:38:37.413 |
| 6 | 1:05.177 | +0.453 | 14:39:42.590 |
| 7 | 1:05.113 | +0.389 | 14:40:47.703 |
| 8 | 1:04.724 | | 14:41:52.427 |
| 9 | 1:04.903 | +0.179 | 14:42:57.330 |

| Lap | Lap Tm | Diff | Time of Day |
|-------------------------------|-----------------|--------|--------------|
| (251) Loris Aroumougom | | | |
| 1 | 1:08.650 | +4.094 | 14:34:17.712 |
| 2 | 1:05.902 | +1.346 | 14:35:23.614 |
| 3 | 1:05.314 | +0.758 | 14:36:28.928 |
| 4 | 1:05.391 | +0.835 | 14:37:34.319 |
| 5 | 1:04.660 | +0.104 | 14:38:38.979 |
| 6 | 1:04.608 | +0.052 | 14:39:43.587 |
| 7 | 1:04.786 | +0.230 | 14:40:48.373 |
| 8 | 1:04.556 | | 14:41:52.929 |
| 9 | 1:05.027 | +0.471 | 14:42:57.956 |

| Lap | Lap Tm | Diff | Time of Day |
|---------------------------|-----------------|--------|--------------|
| (415) Luc Levfevre | | | |
| 1 | 1:08.455 | +3.098 | 14:34:16.943 |
| 2 | 1:05.942 | +0.585 | 14:35:22.885 |
| 3 | 1:06.332 | +0.975 | 14:36:29.217 |
| 4 | 1:05.852 | +0.495 | 14:37:35.069 |
| 5 | 1:05.486 | +0.129 | 14:38:40.555 |
| 6 | 1:05.886 | +0.529 | 14:39:46.441 |
| 7 | 1:05.357 | | 14:40:51.798 |
| 8 | 1:05.690 | +0.333 | 14:41:57.488 |
| 9 | 1:05.499 | +0.142 | 14:43:02.987 |

| Lap | Lap Tm | Diff | Time of Day |
|------------------------------------|-----------------|--------|--------------|
| (246) Pierre Henri Janicaud | | | |
| 1 | 1:10.607 | +5.601 | 14:34:18.999 |
| 2 | 1:06.500 | +1.494 | 14:35:25.499 |
| 3 | 1:06.095 | +1.089 | 14:36:31.594 |
| 4 | 1:05.561 | +0.555 | 14:37:37.155 |
| 5 | 1:05.258 | +0.252 | 14:38:42.413 |
| 6 | 1:05.801 | +0.795 | 14:39:48.214 |
| 7 | 1:05.315 | +0.309 | 14:40:53.529 |
| 8 | 1:05.231 | +0.225 | 14:41:58.760 |
| 9 | 1:05.006 | | 14:43:03.766 |

| Lap | Lap Tm | Diff | Time of Day |
|--------------------------------|-----------------|--------|--------------|
| (213) Edouard Chevalier | | | |
| 1 | 1:09.002 | +4.562 | 14:34:16.715 |
| 2 | 1:06.281 | +1.841 | 14:35:22.996 |
| 3 | 1:12.463 | +8.023 | 14:36:35.459 |
| 4 | 1:04.566 | +0.126 | 14:37:40.025 |
| 5 | 1:04.440 | | 14:38:44.465 |
| 6 | 1:05.139 | +0.699 | 14:39:49.604 |
| 7 | 1:04.996 | +0.556 | 14:40:54.600 |
| 8 | 1:04.797 | +0.357 | 14:41:59.397 |
| 9 | 1:04.463 | +0.023 | 14:43:03.860 |

| Lap | Lap Tm | Diff | Time of Day |
|------------------------------|-----------------|--------|--------------|
| (245) Antonin Bourgin | | | |
| 1 | 1:08.637 | +2.763 | 14:34:16.215 |
| 2 | 1:06.054 | +0.180 | 14:35:22.269 |
| 3 | 1:06.563 | +0.689 | 14:36:28.832 |
| 4 | 1:07.004 | +1.130 | 14:37:35.836 |
| 5 | 1:05.874 | | 14:38:41.710 |
| 6 | 1:06.255 | +0.381 | 14:39:47.965 |
| 7 | 1:06.589 | +0.715 | 14:40:54.554 |
| 8 | 1:06.435 | +0.561 | 14:42:00.989 |
| 9 | 1:06.553 | +0.679 | 14:43:07.542 |

| Lap | Lap Tm | Diff | Time of Day |
|-------------------------------|-----------------|--------|--------------|
| (412) Philippe Pecheny | | | |
| 1 | 1:08.545 | +2.787 | 14:34:17.456 |
| 2 | 1:06.561 | +0.803 | 14:35:24.017 |
| 3 | 1:05.758 | | 14:36:29.775 |
| 4 | 1:06.233 | +0.475 | 14:37:36.008 |
| 5 | 1:05.898 | +0.140 | 14:38:41.906 |
| 6 | 1:07.119 | +1.361 | 14:39:49.025 |
| 7 | 1:06.022 | +0.264 | 14:40:55.047 |
| 8 | 1:06.376 | +0.618 | 14:42:01.423 |
| 9 | 1:06.342 | +0.584 | 14:43:07.765 |



TAG Challenge International

IAME X30 Seniors & Masters

Salbris / France 1,495 Km

RACE 7 Qualifying Heat 3 A-D

2011-04-23 14:30

Race (9 Laps) started at 14:33:06

| Lap | Lap Tm | Diff | Time of Day |
|----------------------------|-----------------|--------|--------------|
| (414) Mario Barrios | | | |
| 1 | 1:12.227 | +7.003 | 14:34:20.118 |
| 2 | 1:05.910 | +0.686 | 14:35:26.028 |
| 3 | 1:05.973 | +0.749 | 14:36:32.001 |
| 4 | 1:05.743 | +0.519 | 14:37:37.744 |
| 5 | 1:05.342 | +0.118 | 14:38:43.086 |
| 6 | 1:05.641 | +0.417 | 14:39:48.727 |
| 7 | 1:05.596 | +0.372 | 14:40:54.323 |
| 8 | 1:05.556 | +0.332 | 14:41:59.879 |
| 9 | 1:05.224 | | 14:43:05.103 |

| Lap | Lap Tm | Diff | Time of Day |
|--------------------------------------|-----------------|--------|--------------|
| (220) Samantha Debrosavljevic | | | |
| 1 | 1:09.965 | +4.435 | 14:34:18.182 |
| 2 | 1:07.642 | +2.112 | 14:35:25.824 |
| 3 | 1:06.907 | +1.377 | 14:36:32.731 |
| 4 | 1:05.530 | | 14:37:38.261 |
| 5 | 1:05.599 | +0.069 | 14:38:43.860 |
| 6 | 1:06.839 | +1.309 | 14:39:50.699 |
| 7 | 1:05.530 | | 14:40:56.229 |
| 8 | 1:05.582 | +0.052 | 14:42:01.811 |
| 9 | 1:06.312 | +0.782 | 14:43:08.123 |

| Lap | Lap Tm | Diff | Time of Day |
|-----|--------|------|-------------|
| | | | |
| | | | |
| | | | |
| | | | |
| | | | |
| | | | |
| | | | |
| | | | |
| | | | |

| Lap | Lap Tm | Diff | Time of Day |
|-----|--------|------|-------------|
| | | | |
| | | | |
| | | | |
| | | | |
| | | | |
| | | | |
| | | | |
| | | | |
| | | | |

Timekeeping Ingrid and Meik Wagner:

Clerk of the course William Watte:

Steward (Chairman) Olivier Steveny:

Scrutineer Francois Lauer:

www.mylaps.com

Licensed to: Motorsport Events

TAG Challenge International

IAME X30 Seniors & Masters

Salbris / France 1,495 Km

RACE 8 Qualifying Heat 4 B-C

2011-04-23 15:00

Race (9 Laps) started at 15:03:21

| Pos | No. | Name | Nat. | Chassis | Race Team | Laps | Total Tm | Diff | Best Tm | In Lap | km/h | Points |
|-----|-----|-------------------------|------|-------------|---------------------|------|-----------|----------|----------|--------|--------|--------|
| 1 | 234 | Javier Rodelas Castillo | ESP | Energy | Energy Spain SL | 9 | 9:44.339 | | 1:04.288 | 6 | 83,717 | 0 |
| 2 | 249 | Cedric Magnet | FRA | Intrepid | Magnet | 9 | 9:44.596 | 0.257 | 1:04.142 | 6 | 83,908 | 2 |
| 3 | 235 | Sebastien Le Gleuher | FRA | FA | Braun Racing | 9 | 9:44.743 | 0.404 | 1:04.254 | 8 | 83,761 | 3 |
| 4 | 212 | Martin Vanhove | BEL | Intrepid | Eurokarting | 9 | 9:44.925 | 0.586 | 1:04.217 | 6 | 83,810 | 4 |
| 5 | 219 | Jeremy Lopes | FRA | Tonykart | Suau Racing Kart | 9 | 9:45.295 | 0.956 | 1:04.059 | 8 | 84,016 | 5 |
| 6 | 229 | John Barbe | FRA | Tecno | JBCompetition | 9 | 9:46.538 | 2.199 | 1:04.189 | 6 | 83,846 | 6 |
| 7 | 240 | Adrian Lafille | FRA | Alpha | Alpha Karting | 9 | 9:46.904 | 2.565 | 1:04.217 | 7 | 83,810 | 7 |
| 8 | 215 | Quentin Rongier | FRA | Tonykart | Suau Racing Kart | 9 | 9:46.994 | 2.655 | 1:04.235 | 5 | 83,786 | 8 |
| 9 | 230 | Hakim Le Bon | FRA | Kosmic/Tony | Team Le Bon | 9 | 9:49.652 | 5.313 | 1:04.524 | 7 | 83,411 | 9 |
| 10 | 243 | Lorenzo Vailati | ITA | Tonykart | To Win Racing Team | 9 | 9:50.434 | 6.095 | 1:04.612 | 9 | 83,297 | 10 |
| 11 | 217 | Johan Bourassin | FRA | Tonykart | | 9 | 9:53.003 | 8.664 | 1:04.358 | 6 | 83,626 | 11 |
| 12 | 224 | Ignasi Calero Yanez | ESP | Energy | Energy Spain SL | 9 | 9:54.185 | 9.846 | 1:04.396 | 9 | 83,577 | 12 |
| 13 | 239 | Mikael Vidal | FRA | Birel | WRS | 9 | 9:55.153 | 10.814 | 1:05.042 | 5 | 82,747 | 13 |
| 14 | 244 | Dominik Siegenthaler | SUI | Tonykart | Wenker Racing | 9 | 9:55.223 | 10.884 | 1:04.575 | 6 | 83,345 | 14 |
| 15 | 248 | Cedric Pernet | FRA | FA | Team Pernet Racing | 9 | 9:55.417 | 11.078 | 1:04.761 | 5 | 83,106 | 15 |
| 16 | 237 | Paulo Jorge Mendes | POR | | Twinsport Import | 9 | 9:57.951 | 13.612 | 1:04.793 | 5 | 83,065 | 16 |
| 17 | 416 | Christophe Simonaggio | FRA | Alpha | Alpha Karting | 9 | 10:02.358 | 18.019 | 1:05.744 | 7 | 81,863 | 17 |
| 18 | 228 | Giacomo Rossi | ITA | Zanardi | | 9 | 10:02.830 | 18.491 | 1:05.203 | 4 | 82,542 | 18 |
| 19 | 411 | Luca Blasi | BEL | DR | Eurokarting.be | 9 | 10:09.491 | 25.152 | 1:06.510 | 8 | 80,920 | 19 |
| 20 | 211 | Dennis Menze | GER | TBA | H & R Spezialfedern | 9 | 10:32.860 | 48.521 | 1:05.360 | 6 | 82,344 | 20 |
| 21 | 417 | Ludovic Breton | FRA | Kosmic | Ideal Kart | 9 | 10:50.275 | 1:05.936 | 1:05.174 | 5 | 82,579 | 21 |
| 22 | 231 | Gregoire Perocheau | FRA | Tony Kart | | | 0.911 | 9 Laps | | 0 | - | 22 |

Announcements

These results are provisional until the conclusion of any judicial and technical matters

No. 240 + 249 time penalty 3 sec. / reason leaving corridor with two wheels

Started: 22 Classified: 22 Not classified: 0

| Margin of Victory | Ø km/h | Best Lap Tm | km/h | Best Lap by |
|-------------------|--------|-------------|--------|--------------------|
| 0.257 | 82,894 | 1:04.059 | 84,016 | 219 - Jeremy Lopes |

TAG Challenge International

IAME X30 Seniors & Masters

Salbris / France 1,495 Km

RACE 8 Qualifying Heat 4 B-C

2011-04-23 15:00

Race (9 Laps) started at 15:03:21

| Lap | Lap Tm | Diff | Time of Day |
|--------------------------------------|-----------------|--------|--------------|
| (234) Javier Rodelas Castillo | | | |
| 1 | 1:06.562 | +2.274 | 15:04:27.669 |
| 2 | 1:05.539 | +1.251 | 15:05:33.208 |
| 3 | 1:04.804 | +0.516 | 15:06:38.012 |
| 4 | 1:04.537 | +0.249 | 15:07:42.549 |
| 5 | 1:04.372 | +0.084 | 15:08:46.921 |
| 6 | 1:04.288 | | 15:09:51.209 |
| 7 | 1:04.445 | +0.157 | 15:10:55.654 |
| 8 | 1:04.649 | +0.361 | 15:12:00.303 |
| 9 | 1:05.143 | +0.855 | 15:13:05.446 |

| Lap | Lap Tm | Diff | Time of Day |
|----------------------------|-----------------|--------|--------------|
| (249) Cedric Magnet | | | |
| 1 | 1:06.509 | +2.367 | 15:04:27.736 |
| 2 | 1:04.963 | +0.821 | 15:05:32.699 |
| 3 | 1:04.441 | +0.299 | 15:06:37.140 |
| 4 | 1:04.297 | +0.155 | 15:07:41.437 |
| 5 | 1:04.294 | +0.152 | 15:08:45.731 |
| 6 | 1:04.142 | | 15:09:49.873 |
| 7 | 1:04.251 | +0.109 | 15:10:54.124 |
| 8 | 1:04.260 | +0.118 | 15:11:58.384 |
| 9 | 1:04.319 | +0.177 | 15:13:02.703 |

| Lap | Lap Tm | Diff | Time of Day |
|-----------------------------------|-----------------|--------|--------------|
| (235) Sebastien Le Gleuher | | | |
| 1 | 1:06.742 | +2.488 | 15:04:28.154 |
| 2 | 1:05.424 | +1.170 | 15:05:33.578 |
| 3 | 1:04.733 | +0.479 | 15:06:38.311 |
| 4 | 1:04.542 | +0.288 | 15:07:42.853 |
| 5 | 1:04.342 | +0.088 | 15:08:47.195 |
| 6 | 1:04.296 | +0.042 | 15:09:51.491 |
| 7 | 1:05.319 | +1.065 | 15:10:56.810 |
| 8 | 1:04.254 | | 15:12:01.064 |
| 9 | 1:04.786 | +0.532 | 15:13:05.850 |

| Lap | Lap Tm | Diff | Time of Day |
|-----------------------------|-----------------|--------|--------------|
| (212) Martin Vanhove | | | |
| 1 | 1:07.285 | +3.068 | 15:04:28.562 |
| 2 | 1:05.289 | +1.072 | 15:05:33.851 |
| 3 | 1:04.967 | +0.750 | 15:06:38.818 |
| 4 | 1:04.487 | +0.270 | 15:07:43.305 |
| 5 | 1:04.372 | +0.155 | 15:08:47.677 |
| 6 | 1:04.217 | | 15:09:51.894 |
| 7 | 1:04.491 | +0.274 | 15:10:56.385 |
| 8 | 1:04.252 | +0.035 | 15:12:00.637 |
| 9 | 1:05.395 | +1.178 | 15:13:06.032 |

| Lap | Lap Tm | Diff | Time of Day |
|---------------------------|-----------------|--------|--------------|
| (219) Jeremy Lopes | | | |
| 1 | 1:09.313 | +5.254 | 15:04:31.167 |
| 2 | 1:05.208 | +1.149 | 15:05:36.375 |
| 3 | 1:04.683 | +0.624 | 15:06:41.058 |
| 4 | 1:04.877 | +0.818 | 15:07:45.935 |
| 5 | 1:04.122 | +0.063 | 15:08:50.057 |
| 6 | 1:04.127 | +0.068 | 15:09:54.184 |
| 7 | 1:04.092 | +0.033 | 15:10:58.276 |
| 8 | 1:04.059 | | 15:12:02.335 |
| 9 | 1:04.067 | +0.008 | 15:13:06.402 |

| Lap | Lap Tm | Diff | Time of Day |
|-------------------------|-----------------|--------|--------------|
| (229) John Barbe | | | |
| 1 | 1:08.680 | +4.491 | 15:04:30.214 |
| 2 | 1:05.643 | +1.454 | 15:05:35.857 |
| 3 | 1:05.037 | +0.848 | 15:06:40.894 |
| 4 | 1:05.498 | +1.309 | 15:07:46.392 |
| 5 | 1:04.316 | +0.127 | 15:08:50.708 |
| 6 | 1:04.189 | | 15:09:54.897 |
| 7 | 1:04.237 | +0.048 | 15:10:59.134 |
| 8 | 1:04.234 | +0.045 | 15:12:03.368 |
| 9 | 1:04.277 | +0.088 | 15:13:07.645 |

| Lap | Lap Tm | Diff | Time of Day |
|-----------------------------|-----------------|--------|--------------|
| (240) Adrian Lafille | | | |
| 1 | 1:06.653 | +2.436 | 15:04:27.968 |
| 2 | 1:05.476 | +1.259 | 15:05:33.444 |
| 3 | 1:05.048 | +0.831 | 15:06:38.492 |
| 4 | 1:04.596 | +0.379 | 15:07:43.088 |
| 5 | 1:04.390 | +0.173 | 15:08:47.478 |
| 6 | 1:04.256 | +0.039 | 15:09:51.734 |
| 7 | 1:04.217 | | 15:10:55.951 |
| 8 | 1:04.491 | +0.274 | 15:12:00.442 |
| 9 | 1:04.569 | +0.352 | 15:13:05.011 |

| Lap | Lap Tm | Diff | Time of Day |
|------------------------------|-----------------|--------|--------------|
| (215) Quentin Rongier | | | |
| 1 | 1:08.935 | +4.700 | 15:04:30.583 |
| 2 | 1:05.609 | +1.374 | 15:05:36.192 |
| 3 | 1:05.292 | +1.057 | 15:06:41.484 |
| 4 | 1:05.238 | +1.003 | 15:07:46.722 |
| 5 | 1:04.235 | | 15:08:50.957 |
| 6 | 1:04.268 | +0.033 | 15:09:55.225 |
| 7 | 1:04.292 | +0.057 | 15:10:59.517 |
| 8 | 1:04.270 | +0.035 | 15:12:03.787 |
| 9 | 1:04.314 | +0.079 | 15:13:08.101 |

| Lap | Lap Tm | Diff | Time of Day |
|---------------------------|-----------------|--------|--------------|
| (230) Hakim Le Bon | | | |
| 1 | 1:09.336 | +4.812 | 15:04:31.068 |
| 2 | 1:06.260 | +1.736 | 15:05:37.328 |
| 3 | 1:05.135 | +0.611 | 15:06:42.463 |
| 4 | 1:04.803 | +0.279 | 15:07:47.266 |
| 5 | 1:05.066 | +0.542 | 15:08:52.332 |
| 6 | 1:04.743 | +0.219 | 15:09:57.075 |
| 7 | 1:04.524 | | 15:11:01.599 |
| 8 | 1:04.547 | +0.023 | 15:12:06.146 |
| 9 | 1:04.613 | +0.089 | 15:13:10.759 |

| Lap | Lap Tm | Diff | Time of Day |
|------------------------------|-----------------|--------|--------------|
| (243) Lorenzo Vailati | | | |
| 1 | 1:07.977 | +3.365 | 15:04:29.681 |
| 2 | 1:05.944 | +1.332 | 15:05:35.625 |
| 3 | 1:05.652 | +1.040 | 15:06:41.277 |
| 4 | 1:05.679 | +1.067 | 15:07:46.956 |
| 5 | 1:05.084 | +0.472 | 15:08:52.040 |
| 6 | 1:04.864 | +0.252 | 15:09:56.904 |
| 7 | 1:04.902 | +0.290 | 15:11:01.806 |
| 8 | 1:05.123 | +0.511 | 15:12:06.929 |
| 9 | 1:04.612 | | 15:13:11.541 |

| Lap | Lap Tm | Diff | Time of Day |
|------------------------------|-----------------|--------|--------------|
| (217) Johan Bourassin | | | |
| 1 | 1:08.248 | +3.890 | 15:04:29.657 |
| 2 | 1:08.850 | +4.492 | 15:05:38.507 |
| 3 | 1:06.012 | +1.654 | 15:06:44.519 |
| 4 | 1:05.279 | +0.921 | 15:07:49.798 |
| 5 | 1:05.509 | +1.151 | 15:08:55.307 |
| 6 | 1:04.358 | | 15:09:59.665 |
| 7 | 1:05.096 | +0.738 | 15:11:04.761 |
| 8 | 1:04.741 | +0.383 | 15:12:09.502 |
| 9 | 1:04.608 | +0.250 | 15:13:14.110 |

| Lap | Lap Tm | Diff | Time of Day |
|----------------------------------|-----------------|--------|--------------|
| (224) Ignasi Calero Yanez | | | |
| 1 | 1:11.009 | +6.613 | 15:04:32.660 |
| 2 | 1:06.119 | +1.723 | 15:05:38.779 |
| 3 | 1:06.023 | +1.627 | 15:06:44.802 |
| 4 | 1:05.217 | +0.821 | 15:07:50.019 |
| 5 | 1:05.556 | +1.160 | 15:08:55.575 |
| 6 | 1:04.397 | +0.001 | 15:09:59.972 |
| 7 | 1:05.273 | +0.877 | 15:11:05.245 |
| 8 | 1:05.651 | +1.255 | 15:12:10.896 |
| 9 | 1:04.396 | | 15:13:15.292 |

| Lap | Lap Tm | Diff | Time of Day |
|---------------------------|-----------------|--------|--------------|
| (239) Mikael Vidal | | | |
| 1 | 1:08.993 | +3.951 | 15:04:30.538 |
| 2 | 1:06.650 | +1.608 | 15:05:37.188 |
| 3 | 1:05.878 | +0.836 | 15:06:43.066 |
| 4 | 1:05.158 | +0.116 | 15:07:48.224 |
| 5 | 1:05.042 | | 15:08:53.266 |
| 6 | 1:05.655 | +0.613 | 15:09:58.921 |
| 7 | 1:05.728 | +0.686 | 15:11:04.649 |
| 8 | 1:06.061 | +1.019 | 15:12:10.710 |
| 9 | 1:05.550 | +0.508 | 15:13:16.260 |


| Lap | Lap Tm | Diff | Time of Day |
|-----------------------------------|-----------------|--------|--------------|
| (244) Dominik Siegenthaler | | | |
| 1 | 1:09.818 | +5.243 | 15:04:32.153 |
| 2 | 1:06.176 | +1.601 | 15:05:38.329 |
| 3 | 1:05.920 | +1.345 | 15:06:44.249 |
| 4 | 1:05.386 | +0.811 | 15:07:49.635 |
| 5 | 1:05.250 | +0.675 | 15:08:54.885 |
| 6 | 1:04.575 | | 15:09:59.460 |
| 7 | 1:06.045 | +1.470 | 15:11:05.505 |
| 8 | 1:05.527 | +0.952 | 15:12:11.032 |
| 9 | 1:05.298 | +0.723 | 15:13:16.330 |


| Lap | Lap Tm | Diff | Time of Day |
|----------------------------|-----------------|--------|--------------|
| (248) Cedric Pernet | | | |
| 1 | 1:10.543 | +5.782 | 15:04:32.431 |
| 2 | 1:05.444 | +0.683 | 15:05:37.875 |
| 3 | 1:05.943 | +1.182 | 15:06:43.818 |
| 4 | 1:04.883 | +0.122 | 15:07:48.701 |
| 5 | 1:04.761 | | 15:08:53.462 |
| 6 | 1:05.707 | +0.946 | 15:09:59.169 |
| 7 | 1:05.923 | +1.162 | 15:11:05.092 |
| 8 | 1:06.200 | +1.439 | 15:12:11.292 |
| 9 | 1:05.232 | +0.471 | 15:13:16.524 |

| Lap | Lap Tm | Diff | Time of Day |
|---------------------------------|-----------------|---------|--------------|
| (237) Paulo Jorge Mendes | | | |
| 1 | 1:15.871 | +11.078 | 15:04:37.835 |
| 2 | 1:05.410 | +0.617 | 15:05:43.245 |
| 3 | 1:05.428 | +0.635 | 15:06:48.673 |
| 4 | 1:05.125 | +0.332 | 15:07:53.798 |
| 5 | 1:04.793 | | 15:08:58.591 |
| 6 | 1:05.316 | +0.523 | 15:10:03.907 |
| 7 | 1:04.912 | +0.119 | 15:11:08.819 |
| 8 | 1:04.860 | +0.067 | 15:12:13.679 |
| 9 | 1:05.379 | +0.586 | 15:13:19.058 |

| Lap | Lap Tm | Diff | Time of Day |
|------------------------------------|-----------------|--------|--------------|
| (416) Christophe Simonaggio | | | |
| 1 | 1:11.151 | +5.407 | 15:04:33.569 |
| 2 | 1:06.398 | +0.654 | 15:05:39.967 |
| 3 | 1:06.177 | +0.433 | 15:06:46.144 |
| 4 | 1:06.013 | +0.269 | 15:07:52.157 |
| 5 | 1:06.047 | +0.303 | 15:08:58.204 |
| 6 | 1:06.483 | +0.739 | 15:10:04.687 |
| 7 | 1:05.744 | | 15:11:10.431 |
| 8 | 1:05.764 | +0.020 | 15:12:16.195 |
| 9 | 1:07.270 | +1.526 | 15:13:23.465 |

| Lap | Lap Tm | Diff | Time of Day |
|----------------------------|-----------------|--------|--------------|
| (228) Giacomo Rossi | | | |
| 1 | 1:09.636 | +4.433 | 15:04:31.728 |
| 2 | 1:06.489 | +1.286 | 15:05:38.217 |
| 3 | 1:06.973 | +1.770 | 15:06:45.190 |
| 4 | 1:05.203 | | 15:07:50.393 |
| 5 | 1:05.770 | +0.567 | 15:08:56.163 |
| 6 | 1:05.536 | +0.333 | 15:10:01.699 |
| 7 | 1:05.261 | +0.058 | 15:11:06.960 |
| 8 | 1:05.558 | +0.355 | 15:12:12.518 |
| 9 | 1:11.419 | +6.216 | 15:13:23.937 |

Timekeeping Ingrid and Meik Wagner: 

Clerk of the course William Watte: 

www.mylaps.com

Steward (Chairman) Olivier Steveny:

Scrutineer Francois Lauer:

Licensed to: Motorsport Events



TAG Challenge International

IAME X30 Seniors & Masters

Salbris / France 1,495 Km

RACE 8 Qualifying Heat 4 B-C

2011-04-23 15:00

Race (9 Laps) started at 15:03:21

| Lap | Lap Tm | Diff | Time of Day |
|-------------------------|-----------------|--------|--------------|
| (411) Luca Blasi | | | |
| 1 | 1:12.509 | +5.999 | 15:04:34.965 |
| 2 | 1:07.114 | +0.604 | 15:05:42.079 |
| 3 | 1:06.817 | +0.307 | 15:06:48.896 |
| 4 | 1:07.872 | +1.362 | 15:07:56.768 |
| 5 | 1:06.674 | +0.164 | 15:09:03.442 |
| 6 | 1:06.764 | +0.254 | 15:10:10.206 |
| 7 | 1:06.529 | +0.019 | 15:11:16.735 |
| 8 | 1:06.510 | | 15:12:23.245 |
| 9 | 1:07.353 | +0.843 | 15:13:30.598 |

| Lap | Lap Tm | Diff | Time of Day |
|---------------------------|-----------------|---------|--------------|
| (211) Dennis Menze | | | |
| 1 | 1:09.290 | +3.930 | 15:04:31.530 |
| 2 | 1:06.080 | +0.720 | 15:05:37.610 |
| 3 | 1:06.020 | +0.660 | 15:06:43.630 |
| 4 | 1:05.962 | +0.602 | 15:07:49.592 |
| 5 | 1:06.271 | +0.911 | 15:08:55.863 |
| 6 | 1:05.360 | | 15:10:01.223 |
| 7 | 1:05.364 | +0.004 | 15:11:06.587 |
| 8 | 1:05.473 | +0.113 | 15:12:12.060 |
| 9 | 1:41.907 | +36.547 | 15:13:53.967 |

| Lap | Lap Tm | Diff | Time of Day |
|-----------------------------|-----------------|---------|--------------|
| (417) Ludovic Breton | | | |
| 1 | 1:10.800 | +5.626 | 15:04:32.936 |
| 2 | 1:05.960 | +0.786 | 15:05:38.896 |
| 3 | 1:06.540 | +1.366 | 15:06:45.436 |
| 4 | 1:05.316 | +0.142 | 15:07:50.752 |
| 5 | 1:05.174 | | 15:08:55.926 |
| 6 | 1:05.371 | +0.197 | 15:10:01.297 |
| 7 | 1:05.738 | +0.564 | 15:11:07.035 |
| 8 | 1:05.289 | +0.115 | 15:12:12.324 |
| 9 | 1:59.058 | +53.884 | 15:14:11.382 |

| Lap | Lap Tm | Diff | Time of Day |
|-----|--------|------|-------------|
| | | | |
| | | | |
| | | | |
| | | | |
| | | | |
| | | | |
| | | | |
| | | | |
| | | | |

| Lap | Lap Tm | Diff | Time of Day |
|-----|--------|------|-------------|
| | | | |
| | | | |
| | | | |
| | | | |
| | | | |
| | | | |
| | | | |
| | | | |
| | | | |

Timekeeping Ingrid and Meik Wagner:



Clerk of the course William Watte:



www.mylaps.com

Steward (Chairman) Olivier Steveny:

Scrutineer Francois Lauer:

Licensed to: Motorsport Events



TAG Challenge International

IAME X30 Seniors & Masters

Salbris / France 1,495 Km

RACE11 Qualifying Heat 5 A-C **-NEW-**

2011-04-23 17:00

Race (9 Laps) started at 17:03:05

| Pos | No. | Name | Nat. | Chassis | Race Team | Laps | Total Tm | Diff | Best Tm | In Lap | km/h | Points |
|-----|-----|----------------------|------|-----------|--------------------|------|-----------|--------|----------|--------|--------|--------|
| 1 | 225 | Steven Lesca | FRA | Tonykart | Karting Passion | 9 | 9:44.565 | | 1:04.450 | 6 | 83,507 | 0 |
| 2 | 222 | Sebastien Pastorek | FRA | Energy | Team Jarousse | 9 | 9:46.214 | 1.649 | 1:04.293 | 6 | 83,711 | 2 |
| 3 | 249 | Cedric Magnet | FRA | Intrepid | Magnet | 9 | 9:46.508 | 1.943 | 1:04.568 | 7 | 83,354 | 3 |
| 4 | 235 | Sebastien Le Gleuher | FRA | FA | Braun Racing | 9 | 9:47.000 | 2.435 | 1:04.487 | 8 | 83,459 | 4 |
| 5 | 241 | Brice Zyto | FRA | FA Kart | Braun Racing | 9 | 9:48.242 | 3.677 | 1:04.611 | 8 | 83,299 | 5 |
| 6 | 243 | Lorenzo Vailati | ITA | Tonykart | To Win Racing Team | 9 | 9:48.342 | 3.777 | 1:04.662 | 6 | 83,233 | 6 |
| 7 | 251 | Loris Aroumougom | FRA | Techno | Techno | 9 | 9:48.659 | 4.094 | 1:04.677 | 7 | 83,214 | 7 |
| 8 | 248 | Cedric Pernet | FRA | FA | Team Pernet Racing | 9 | 9:50.869 | 6.304 | 1:04.963 | 8 | 82,847 | 8 |
| 9 | 244 | Dominik Siegenthaler | SUI | Tonykart | Wenker Racing | 9 | 9:51.057 | 6.492 | 1:04.750 | 7 | 83,120 | 9 |
| 10 | 231 | Gregoire Perocheau | FRA | Tony Kart | | 9 | 9:51.154 | 6.589 | 1:04.528 | 8 | 83,406 | 10 |
| 11 | 223 | David Villanueva | ESP | Energy | Energy Spain SL | 9 | 9:51.971 | 7.406 | 1:04.967 | 8 | 82,842 | 11 |
| 12 | 214 | Jeremy Peclers | BEL | Kosmic | RSD Karting | 9 | 9:52.063 | 7.498 | 1:04.221 | 6 | 83,804 | 12 |
| 13 | 232 | Jeoffrey Rouchy | FRA | Mirage | OKS | 9 | 9:53.411 | 8.846 | 1:04.416 | 7 | 83,551 | 13 |
| 14 | 250 | Romain Mange | FRA | Mirage | OKS | 9 | 9:53.926 | 9.361 | 1:04.402 | 7 | 83,569 | 14 |
| 15 | 417 | Ludovic Breton | FRA | Kosmic | Ideal Kart | 9 | 9:54.751 | 10.186 | 1:05.120 | 6 | 82,647 | 15 |
| 16 | 213 | Edouard Chevalier | BEL | DR | Eurokarting | 9 | 9:55.022 | 10.457 | 1:04.610 | 9 | 83,300 | 16 |
| 17 | 415 | Luc Levfevre | BEL | Kosmic | RSD Karting | 9 | 9:57.780 | 13.215 | 1:05.278 | 4 | 82,447 | 17 |
| 18 | 412 | Philippe Pecheny | BEL | DR | Eurokarting.be | 9 | 9:58.824 | 14.259 | 1:05.470 | 9 | 82,206 | 18 |
| 19 | 411 | Luca Blasi | BEL | DR | Eurokarting.be | 9 | 10:07.362 | 22.797 | 1:06.502 | 7 | 80,930 | 19 |
| 20 | 240 | Adrian Lafille | FRA | Alpha | Alpha Karting | 9 | 10:08.254 | 23.689 | 1:04.300 | 9 | 83,701 | 20 |
| 21 | 239 | Mikael Vidal | FRA | Birel | WRS | 1 | 1:30.675 | 8 Laps | 1:20.350 | 1 | 66,982 | 21 |
| 22 | 224 | Ignasi Calero Yanez | ESP | Energy | Energy Spain SL | | 0.401 | 9 Laps | | 0 | - | 22 |

Announcements

These results are provisional until the conclusion of any judicial and technical matters

Started: 22 Classified: 22 Not classified: 0

No. 239 time penalty 10 sec. / reason unfair driving

| Margin of Victory | Ø km/h | Best Lap Tm | km/h | Best Lap by |
|-------------------|--------|-------------|--------|----------------------|
| 1.649 | 82,862 | 1:04.221 | 83,804 | 214 - Jeremy Peclers |

TAG Challenge International

IAME X30 Seniors & Masters

Salbris / France 1,495 Km

RACE11 Qualifying Heat 5 A-C

2011-04-23 17:00

Race (9 Laps) started at 17:03:05

| Lap | Lap Tm | Diff | Time of Day |
|---------------------------|-----------------|--------|--------------|
| (225) Steven Lesca | | | |
| 1 | 1:06.775 | +2.325 | 17:04:12.443 |
| 2 | 1:05.813 | +1.363 | 17:05:18.256 |
| 3 | 1:04.641 | +0.191 | 17:06:22.897 |
| 4 | 1:04.664 | +0.214 | 17:07:27.561 |
| 5 | 1:04.565 | +0.115 | 17:08:32.126 |
| 6 | 1:04.450 | | 17:09:36.576 |
| 7 | 1:04.475 | +0.025 | 17:10:41.051 |
| 8 | 1:04.537 | +0.087 | 17:11:45.588 |
| 9 | 1:04.517 | +0.067 | 17:12:50.105 |

| Lap | Lap Tm | Diff | Time of Day |
|---------------------------------|-----------------|--------|--------------|
| (222) Sebastien Pastorek | | | |
| 1 | 1:07.696 | +3.403 | 17:04:13.831 |
| 2 | 1:05.220 | +0.927 | 17:05:19.051 |
| 3 | 1:04.943 | +0.650 | 17:06:23.994 |
| 4 | 1:04.433 | +0.140 | 17:07:28.427 |
| 5 | 1:04.613 | +0.320 | 17:08:33.040 |
| 6 | 1:04.293 | | 17:09:37.333 |
| 7 | 1:04.367 | +0.074 | 17:10:41.700 |
| 8 | 1:04.640 | +0.347 | 17:11:46.340 |
| 9 | 1:05.414 | +1.121 | 17:12:51.754 |

| Lap | Lap Tm | Diff | Time of Day |
|----------------------------|-----------------|--------|--------------|
| (249) Cedric Magnet | | | |
| 1 | 1:06.307 | +1.739 | 17:04:11.847 |
| 2 | 1:05.366 | +0.798 | 17:05:17.213 |
| 3 | 1:04.984 | +0.416 | 17:06:22.197 |
| 4 | 1:04.993 | +0.425 | 17:07:27.190 |
| 5 | 1:04.836 | +0.268 | 17:08:32.026 |
| 6 | 1:04.877 | +0.309 | 17:09:36.903 |
| 7 | 1:04.568 | | 17:10:41.471 |
| 8 | 1:04.673 | +0.105 | 17:11:46.144 |
| 9 | 1:05.904 | +1.336 | 17:12:52.048 |

| Lap | Lap Tm | Diff | Time of Day |
|-----------------------------------|-----------------|--------|--------------|
| (235) Sebastien Le Gleuher | | | |
| 1 | 1:07.113 | +2.626 | 17:04:12.869 |
| 2 | 1:05.935 | +1.448 | 17:05:18.804 |
| 3 | 1:05.838 | +1.351 | 17:06:24.642 |
| 4 | 1:04.717 | +0.230 | 17:07:29.359 |
| 5 | 1:04.931 | +0.444 | 17:08:34.290 |
| 6 | 1:04.598 | +0.111 | 17:09:38.888 |
| 7 | 1:04.589 | +0.102 | 17:10:43.477 |
| 8 | 1:04.487 | | 17:11:47.964 |
| 9 | 1:04.576 | +0.089 | 17:12:52.540 |

| Lap | Lap Tm | Diff | Time of Day |
|-------------------------|-----------------|--------|--------------|
| (241) Brice Zyto | | | |
| 1 | 1:07.875 | +3.264 | 17:04:14.383 |
| 2 | 1:05.627 | +1.016 | 17:05:20.010 |
| 3 | 1:04.801 | +0.190 | 17:06:24.811 |
| 4 | 1:04.887 | +0.276 | 17:07:29.698 |
| 5 | 1:05.076 | +0.465 | 17:08:34.774 |
| 6 | 1:04.613 | +0.002 | 17:09:39.387 |
| 7 | 1:04.718 | +0.107 | 17:10:44.105 |
| 8 | 1:04.611 | | 17:11:48.716 |
| 9 | 1:05.066 | +0.455 | 17:12:53.782 |

| Lap | Lap Tm | Diff | Time of Day |
|------------------------------|-----------------|--------|--------------|
| (243) Lorenzo Vailati | | | |
| 1 | 1:07.988 | +3.326 | 17:04:14.081 |
| 2 | 1:05.201 | +0.539 | 17:05:19.282 |
| 3 | 1:05.146 | +0.484 | 17:06:24.428 |
| 4 | 1:04.768 | +0.106 | 17:07:29.196 |
| 5 | 1:05.320 | +0.658 | 17:08:34.516 |
| 6 | 1:04.662 | | 17:09:39.178 |
| 7 | 1:04.726 | +0.064 | 17:10:43.904 |
| 8 | 1:05.049 | +0.387 | 17:11:48.953 |
| 9 | 1:04.929 | +0.267 | 17:12:53.882 |

| Lap | Lap Tm | Diff | Time of Day |
|-------------------------------|-----------------|--------|--------------|
| (251) Loris Aroumougom | | | |
| 1 | 1:07.977 | +3.300 | 17:04:14.608 |
| 2 | 1:05.314 | +0.637 | 17:05:19.922 |
| 3 | 1:05.309 | +0.632 | 17:06:25.231 |
| 4 | 1:04.690 | +0.013 | 17:07:29.921 |
| 5 | 1:05.088 | +0.411 | 17:08:35.009 |
| 6 | 1:04.684 | +0.007 | 17:09:39.693 |
| 7 | 1:04.677 | | 17:10:44.370 |
| 8 | 1:04.838 | +0.161 | 17:11:49.208 |
| 9 | 1:04.991 | +0.314 | 17:12:54.199 |

| Lap | Lap Tm | Diff | Time of Day |
|----------------------------|-----------------|--------|--------------|
| (248) Cedric Pernet | | | |
| 1 | 1:09.001 | +4.038 | 17:04:15.292 |
| 2 | 1:05.537 | +0.574 | 17:05:20.829 |
| 3 | 1:05.229 | +0.266 | 17:06:26.058 |
| 4 | 1:05.031 | +0.068 | 17:07:31.089 |
| 5 | 1:05.160 | +0.197 | 17:08:36.249 |
| 6 | 1:05.028 | +0.065 | 17:09:41.277 |
| 7 | 1:05.018 | +0.055 | 17:10:46.295 |
| 8 | 1:04.963 | | 17:11:51.258 |
| 9 | 1:05.151 | +0.188 | 17:12:56.409 |

| Lap | Lap Tm | Diff | Time of Day |
|-----------------------------------|-----------------|--------|--------------|
| (244) Dominik Siegenthaler | | | |
| 1 | 1:08.507 | +3.757 | 17:04:15.487 |
| 2 | 1:05.877 | +1.127 | 17:05:21.364 |
| 3 | 1:05.221 | +0.471 | 17:06:26.585 |
| 4 | 1:05.028 | +0.278 | 17:07:31.613 |
| 5 | 1:05.363 | +0.613 | 17:08:36.976 |
| 6 | 1:04.876 | +0.126 | 17:09:41.852 |
| 7 | 1:04.750 | | 17:10:46.602 |
| 8 | 1:04.938 | +0.188 | 17:11:51.540 |
| 9 | 1:05.057 | +0.307 | 17:12:56.597 |

| Lap | Lap Tm | Diff | Time of Day |
|---------------------------------|-----------------|--------|--------------|
| (231) Gregoire Perocheau | | | |
| 1 | 1:10.019 | +5.491 | 17:04:16.441 |
| 2 | 1:06.400 | +1.872 | 17:05:22.841 |
| 3 | 1:05.073 | +0.545 | 17:06:27.914 |
| 4 | 1:04.751 | +0.223 | 17:07:32.665 |
| 5 | 1:04.964 | +0.436 | 17:08:37.629 |
| 6 | 1:04.848 | +0.320 | 17:09:42.477 |
| 7 | 1:04.783 | +0.255 | 17:10:47.260 |
| 8 | 1:04.528 | | 17:11:51.788 |
| 9 | 1:04.906 | +0.378 | 17:12:56.694 |

| Lap | Lap Tm | Diff | Time of Day |
|-------------------------------|-----------------|--------|--------------|
| (223) David Villanueva | | | |
| 1 | 1:09.149 | +4.182 | 17:04:15.141 |
| 2 | 1:05.998 | +1.031 | 17:05:21.139 |
| 3 | 1:05.294 | +0.327 | 17:06:26.433 |
| 4 | 1:05.403 | +0.436 | 17:07:31.836 |
| 5 | 1:05.338 | +0.371 | 17:08:37.174 |
| 6 | 1:05.164 | +0.197 | 17:09:42.338 |
| 7 | 1:05.238 | +0.271 | 17:10:47.576 |
| 8 | 1:04.967 | | 17:11:52.543 |
| 9 | 1:04.968 | +0.001 | 17:12:57.511 |

| Lap | Lap Tm | Diff | Time of Day |
|-----------------------------|-----------------|---------|--------------|
| (214) Jeremy Peclers | | | |
| 1 | 1:15.151 | +10.930 | 17:04:20.891 |
| 2 | 1:04.951 | +0.730 | 17:05:25.842 |
| 3 | 1:05.007 | +0.786 | 17:06:30.849 |
| 4 | 1:04.574 | +0.353 | 17:07:35.423 |
| 5 | 1:04.718 | +0.497 | 17:08:40.141 |
| 6 | 1:04.221 | | 17:09:44.362 |
| 7 | 1:04.547 | +0.326 | 17:10:48.909 |
| 8 | 1:04.283 | +0.062 | 17:11:53.192 |
| 9 | 1:04.411 | +0.190 | 17:12:57.603 |

| Lap | Lap Tm | Diff | Time of Day |
|-----------------------------|-----------------|--------|--------------|
| (232) Jeffrey Rouchy | | | |
| 1 | 1:09.563 | +5.147 | 17:04:20.518 |
| 2 | 1:05.184 | +0.768 | 17:05:25.702 |
| 3 | 1:05.404 | +0.988 | 17:06:31.106 |
| 4 | 1:04.979 | +0.563 | 17:07:36.085 |
| 5 | 1:04.718 | +0.302 | 17:08:40.803 |
| 6 | 1:04.748 | +0.332 | 17:09:45.551 |
| 7 | 1:04.416 | | 17:10:49.967 |
| 8 | 1:04.479 | +0.063 | 17:11:54.446 |
| 9 | 1:04.505 | +0.089 | 17:12:58.951 |

| Lap | Lap Tm | Diff | Time of Day |
|---------------------------|-----------------|--------|--------------|
| (250) Romain Mange | | | |
| 1 | 1:07.292 | +2.890 | 17:04:13.126 |
| 2 | 1:05.428 | +1.026 | 17:05:18.554 |
| 3 | 1:04.934 | +0.532 | 17:06:23.488 |
| 4 | 1:04.618 | +0.216 | 17:07:28.106 |
| 5 | 1:13.013 | +8.611 | 17:08:41.119 |
| 6 | 1:04.916 | +0.514 | 17:09:46.035 |
| 7 | 1:04.402 | | 17:10:50.437 |
| 8 | 1:04.497 | +0.095 | 17:11:54.934 |
| 9 | 1:04.532 | +0.130 | 17:12:59.466 |

| Lap | Lap Tm | Diff | Time of Day |
|-----------------------------|-----------------|--------|--------------|
| (417) Ludovic Breton | | | |
| 1 | 1:09.483 | +4.363 | 17:04:16.281 |
| 2 | 1:05.985 | +0.865 | 17:05:22.266 |
| 3 | 1:05.392 | +0.272 | 17:06:27.658 |
| 4 | 1:05.632 | +0.512 | 17:07:33.290 |
| 5 | 1:05.483 | +0.363 | 17:08:38.773 |
| 6 | 1:05.120 | | 17:09:43.893 |
| 7 | 1:05.543 | +0.423 | 17:10:49.436 |
| 8 | 1:05.324 | +0.204 | 17:11:54.760 |
| 9 | 1:05.531 | +0.411 | 17:13:00.291 |

| Lap | Lap Tm | Diff | Time of Day |
|--------------------------------|-----------------|--------|--------------|
| (213) Edouard Chevalier | | | |
| 1 | 1:14.499 | +9.889 | 17:04:20.706 |
| 2 | 1:05.616 | +1.006 | 17:05:26.322 |
| 3 | 1:05.362 | +0.752 | 17:06:31.684 |
| 4 | 1:05.071 | +0.461 | 17:07:36.755 |
| 5 | 1:04.951 | +0.341 | 17:08:41.706 |
| 6 | 1:04.797 | +0.187 | 17:09:46.503 |
| 7 | 1:04.671 | +0.061 | 17:10:51.174 |
| 8 | 1:04.778 | +0.168 | 17:11:55.952 |
| 9 | 1:04.610 | | 17:13:00.562 |

| Lap | Lap Tm | Diff | Time of Day |
|---------------------------|-----------------|--------|--------------|
| (415) Luc Levfevre | | | |
| 1 | 1:09.499 | +4.221 | 17:04:16.350 |
| 2 | 1:06.272 | +0.994 | 17:05:22.622 |
| 3 | 1:06.071 | +0.793 | 17:06:28.693 |
| 4 | 1:05.278 | | 17:07:33.971 |
| 5 | 1:06.363 | +1.085 | 17:08:40.334 |
| 6 | 1:05.934 | +0.656 | 17:09:46.268 |
| 7 | 1:05.797 | +0.519 | 17:10:52.065 |
| 8 | 1:05.594 | +0.316 | 17:11:57.659 |
| 9 | 1:05.661 | +0.383 | 17:13:03.320 |

| Lap | Lap Tm | Diff | Time of Day |
|-------------------------------|-----------------|--------|--------------|
| (412) Philippe Pecheny | | | |
| 1 | 1:09.827 | +4.357 | 17:04:17.044 |
| 2 | 1:06.650 | +1.180 | 17:05:23.694 |
| 3 | 1:06.122 | +0.652 | 17:06:29.816 |
| 4 | 1:06.118 | +0.648 | 17:07:35.934 |
| 5 | 1:06.167 | +0.697 | 17:08:42.101 |
| 6 | 1:05.548 | +0.078 | 17:09:47.649 |
| 7 | 1:05.629 | +0.159 | 17:10:53.278 |
| 8 | 1:05.616 | +0.146 | 17:11:58.894 |
| 9 | 1:05.470 | | 17:13:04.364 |



TAG Challenge International

IAME X30 Seniors & Masters

Salbris / France 1,495 Km

RACE11 Qualifying Heat 5 A-C

2011-04-23 17:00

Race (9 Laps) started at 17:03:05


| Lap | Lap Tm | Diff | Time of Day |
|-------------------------|-----------------|--------|--------------|
| (411) Luca Blasi | | | |
| 1 | 1:10.368 | +3.866 | 17:04:17.619 |
| 2 | 1:06.633 | +0.131 | 17:05:24.252 |
| 3 | 1:07.363 | +0.861 | 17:06:31.615 |
| 4 | 1:06.754 | +0.252 | 17:07:38.369 |
| 5 | 1:06.982 | +0.480 | 17:08:45.351 |
| 6 | 1:07.252 | +0.750 | 17:09:52.603 |
| 7 | 1:06.502 | | 17:10:59.105 |
| 8 | 1:06.955 | +0.453 | 17:12:06.060 |
| 9 | 1:06.842 | +0.340 | 17:13:12.902 |


| Lap | Lap Tm | Diff | Time of Day |
|-----------------------------|-----------------|---------|--------------|
| (240) Adrian Lafille | | | |
| 1 | 1:07.088 | +2.788 | 17:04:12.754 |
| 2 | 1:05.375 | +1.075 | 17:05:18.129 |
| 3 | 1:05.207 | +0.907 | 17:06:23.336 |
| 4 | 1:04.554 | +0.254 | 17:07:27.890 |
| 5 | 1:26.774 | +22.474 | 17:08:54.664 |
| 6 | 1:05.901 | +1.601 | 17:10:00.565 |
| 7 | 1:04.365 | +0.065 | 17:11:04.930 |
| 8 | 1:04.564 | +0.264 | 17:12:09.494 |
| 9 | 1:04.300 | | 17:13:13.794 |

| Lap | Lap Tm | Diff | Time of Day |
|---------------------------|-----------------|------|--------------|
| (239) Mikael Vidal | | | |
| 1 | 1:20.350 | | 17:04:26.215 |

| Lap | Lap Tm | Diff | Time of Day |
|-----|--------|------|-------------|
| | | | |
| | | | |
| | | | |
| | | | |
| | | | |
| | | | |
| | | | |
| | | | |
| | | | |

| Lap | Lap Tm | Diff | Time of Day |
|-----|--------|------|-------------|
| | | | |
| | | | |
| | | | |
| | | | |
| | | | |
| | | | |
| | | | |
| | | | |
| | | | |

Timekeeping Ingrid and Meik Wagner: 

Clerk of the course William Watte: 

Steward (Chairman) Olivier Steveny:

Scrutineer Francois Lauer:

www.mylaps.com



TAG Challenge International

IAME X30 Seniors & Masters

Salbris / France 1,495 Km

RACE-12 Qualifying Heat 6 B-D

2011-04-23 18:00

Race (9 Laps) started at 18:05:21

| Pos | No. | Name | Nat. | Chassis | Race Team | Laps | Total Tm | Diff | Best Tm | In Lap | km/h | Points |
|-----|-----|-------------------------|------|-------------|---------------------|------|-----------|--------|----------|--------|--------|--------|
| 1 | 212 | Martin Vanhove | BEL | Intrepid | Eurokarting | 9 | 11:58.340 | | 1:18.747 | 7 | 68,345 | 0 |
| 2 | 246 | Pierre Henri Janicaud | FRA | Energy | MP Racing Kart | 9 | 12:03.412 | 5.072 | 1:19.222 | 9 | 67,936 | 2 |
| 3 | 238 | Nicolas Amiel | FRA | Alpha | Alpha Karting | 9 | 12:05.105 | 6.765 | 1:19.357 | 9 | 67,820 | 3 |
| 4 | 234 | Javier Rodelas Castillo | ESP | Energy | Energy Spain SL | 9 | 12:07.813 | 9.473 | 1:19.754 | 9 | 67,483 | 4 |
| 5 | 217 | Johan Bourassin | FRA | Tonykart | | 9 | 12:08.270 | 9.930 | 1:19.745 | 8 | 67,490 | 5 |
| 6 | 219 | Jeremy Lopes | FRA | Tonykart | Suau Racing Kart | 9 | 12:10.573 | 12.233 | 1:19.549 | 9 | 67,656 | 6 |
| 7 | 216 | Joffrey De Narda | FRA | Kosmic | Ideal Kart | 9 | 12:13.243 | 14.903 | 1:19.668 | 7 | 67,555 | 7 |
| 8 | 230 | Hakim Le Bon | FRA | Kosmic/Tony | Team Le Bon | 9 | 12:13.269 | 14.929 | 1:19.302 | 8 | 67,867 | 8 |
| 9 | 215 | Quentin Rongier | FRA | Tonykart | Suau Racing Kart | 9 | 12:13.915 | 15.575 | 1:20.069 | 9 | 67,217 | 9 |
| 10 | 211 | Dennis Menze | GER | TBA | H & R Spezialfedern | 9 | 12:14.755 | 16.415 | 1:19.324 | 9 | 67,848 | 10 |
| 11 | 236 | Nicolas Perez | FRA | Alpha | Alpha Karting | 9 | 12:15.886 | 17.546 | 1:20.099 | 9 | 67,192 | 11 |
| 12 | 218 | Andrea Suau | FRA | Tonykart | Suau Racing Kart | 9 | 12:16.915 | 18.575 | 1:19.859 | 8 | 67,394 | 12 |
| 13 | 237 | Paulo Jorge Mendes | POR | | Twinsport Import | 9 | 12:17.621 | 19.281 | 1:19.865 | 9 | 67,389 | 13 |
| 14 | 414 | Mario Barrios | PER | Gillard | PDB Racing Team | 9 | 12:20.814 | 22.474 | 1:20.346 | 8 | 66,985 | 14 |
| 15 | 252 | Laurent Absologne | BEL | | | 9 | 12:22.761 | 24.421 | 1:20.482 | 9 | 66,872 | 15 |
| 16 | 228 | Giacomo Rossi | ITA | Zanardi | | 9 | 12:23.493 | 25.153 | 1:20.585 | 8 | 66,787 | 16 |
| 17 | 220 | Samantha Debrosavljevic | AUT | Zanardi | Chiesa Corsa | 9 | 12:37.231 | 38.891 | 1:21.660 | 9 | 65,907 | 17 |
| 18 | 416 | Christophe Simonaggio | FRA | Alpha | Alpha Karting | 9 | 12:41.183 | 42.843 | 1:22.321 | 7 | 65,378 | 18 |
| 19 | 245 | Antonin Bourgin | FRA | Merlin | Bourgin/WRS | 9 | 12:47.252 | 48.912 | 1:21.150 | 9 | 66,322 | 19 |
| 20 | 233 | Patrick Meister | GER | Top-Kart | Berner Kart Sport | 4 | 5:36.610 | 5 Laps | 1:21.160 | 4 | 66,313 | 20 |
| 21 | 229 | John Barbe | FRA | Tecno | JBCompetition | | 0.470 | 9 Laps | | 0 | - | 21 |

Announcements

These results are provisional until the conclusion of any judicial and technical matters

Started: 21 Classified: 21 Not classified: 0

| Margin of Victory | Ø km/h | Best Lap Tm | km/h | Best Lap by |
|-------------------|--------|-------------|--------|----------------------|
| 5.072 | 67,430 | 1:18.747 | 68,345 | 212 - Martin Vanhove |

Timekeeping Ingrid and Meik Wagner:

Clerk of the course William Watte:

..www.mylaps.com

Steward (Chairman) Olivier Steveny:

Scrutineer Francois Lauer:

Licensed to: Motorsport Events



TAG Challenge International

IAME X30 Seniors & Masters

Salbris / France 1,495 Km

RACE-12 Qualifying Heat 6 B-D

2011-04-23 18:00

Race (9 Laps) started at 18:05:21

| Lap | Lap Tm | Diff | Time of Day |
|-----------------------------|-----------------|--------|--------------|
| (212) Martin Vanhove | | | |
| 1 | 1:22.559 | +3.812 | 18:06:44.078 |
| 2 | 1:19.561 | +0.814 | 18:08:03.639 |
| 3 | 1:19.180 | +0.433 | 18:09:22.819 |
| 4 | 1:19.180 | +0.433 | 18:10:41.999 |
| 5 | 1:19.054 | +0.307 | 18:12:01.053 |
| 6 | 1:19.534 | +0.787 | 18:13:20.587 |
| 7 | 1:18.747 | | 18:14:39.334 |
| 8 | 1:19.734 | +0.987 | 18:15:59.068 |
| 9 | 1:20.588 | +1.841 | 18:17:19.656 |

| Lap | Lap Tm | Diff | Time of Day |
|------------------------------------|-----------------|--------|--------------|
| (246) Pierre Henri Janicaud | | | |
| 1 | 1:24.159 | +4.937 | 18:06:45.662 |
| 2 | 1:20.666 | +1.444 | 18:08:06.328 |
| 3 | 1:20.113 | +0.891 | 18:09:26.441 |
| 4 | 1:19.825 | +0.603 | 18:10:46.266 |
| 5 | 1:20.322 | +1.100 | 18:12:06.588 |
| 6 | 1:19.874 | +0.652 | 18:13:26.462 |
| 7 | 1:19.713 | +0.491 | 18:14:46.175 |
| 8 | 1:19.331 | +0.109 | 18:16:05.506 |
| 9 | 1:19.222 | | 18:17:24.728 |

| Lap | Lap Tm | Diff | Time of Day |
|----------------------------|-----------------|--------|--------------|
| (238) Nicolas Amiel | | | |
| 1 | 1:23.014 | +3.657 | 18:06:44.761 |
| 2 | 1:21.162 | +1.805 | 18:08:05.923 |
| 3 | 1:20.347 | +0.990 | 18:09:26.270 |
| 4 | 1:20.824 | +1.467 | 18:10:47.094 |
| 5 | 1:20.316 | +0.959 | 18:12:07.410 |
| 6 | 1:20.079 | +0.722 | 18:13:27.489 |
| 7 | 1:19.702 | +0.345 | 18:14:47.191 |
| 8 | 1:19.873 | +0.516 | 18:16:07.064 |
| 9 | 1:19.357 | | 18:17:26.421 |

| Lap | Lap Tm | Diff | Time of Day |
|--------------------------------------|-----------------|--------|--------------|
| (234) Javier Rodelas Castillo | | | |
| 1 | 1:22.857 | +3.103 | 18:06:44.173 |
| 2 | 1:21.772 | +2.018 | 18:08:05.945 |
| 3 | 1:21.878 | +2.124 | 18:09:27.823 |
| 4 | 1:21.055 | +1.301 | 18:10:48.878 |
| 5 | 1:20.321 | +0.567 | 18:12:09.199 |
| 6 | 1:20.204 | +0.450 | 18:13:29.403 |
| 7 | 1:20.188 | +0.434 | 18:14:49.591 |
| 8 | 1:19.784 | +0.030 | 18:16:09.375 |
| 9 | 1:19.754 | | 18:17:29.129 |

| Lap | Lap Tm | Diff | Time of Day |
|------------------------------|-----------------|--------|--------------|
| (217) Johan Bourassin | | | |
| 1 | 1:23.631 | +3.886 | 18:06:45.279 |
| 2 | 1:21.770 | +2.025 | 18:08:07.049 |
| 3 | 1:21.108 | +1.363 | 18:09:28.157 |
| 4 | 1:21.144 | +1.399 | 18:10:49.301 |
| 5 | 1:20.646 | +0.901 | 18:12:09.947 |
| 6 | 1:20.236 | +0.491 | 18:13:30.183 |
| 7 | 1:19.798 | +0.053 | 18:14:49.981 |
| 8 | 1:19.745 | | 18:16:09.726 |
| 9 | 1:19.860 | +0.115 | 18:17:29.586 |

| Lap | Lap Tm | Diff | Time of Day |
|---------------------------|-----------------|--------|--------------|
| (219) Jeremy Lopes | | | |
| 1 | 1:24.799 | +5.250 | 18:06:47.016 |
| 2 | 1:22.026 | +2.477 | 18:08:09.042 |
| 3 | 1:22.003 | +2.454 | 18:09:31.045 |
| 4 | 1:20.873 | +1.324 | 18:10:51.918 |
| 5 | 1:20.734 | +1.185 | 18:12:12.652 |
| 6 | 1:20.155 | +0.606 | 18:13:32.807 |
| 7 | 1:19.783 | +0.234 | 18:14:52.590 |
| 8 | 1:19.750 | +0.201 | 18:16:12.340 |
| 9 | 1:19.549 | | 18:17:31.889 |

| Lap | Lap Tm | Diff | Time of Day |
|-------------------------------|-----------------|--------|--------------|
| (216) Joffrey De Narda | | | |
| 1 | 1:25.276 | +5.608 | 18:06:48.131 |
| 2 | 1:22.541 | +2.873 | 18:08:10.672 |
| 3 | 1:21.457 | +1.789 | 18:09:32.129 |
| 4 | 1:21.142 | +1.474 | 18:10:53.271 |
| 5 | 1:20.837 | +1.169 | 18:12:14.108 |
| 6 | 1:20.572 | +0.904 | 18:13:34.680 |
| 7 | 1:19.668 | | 18:14:54.348 |
| 8 | 1:19.852 | +0.184 | 18:16:14.200 |
| 9 | 1:20.359 | +0.691 | 18:17:34.559 |

| Lap | Lap Tm | Diff | Time of Day |
|---------------------------|-----------------|--------|--------------|
| (230) Hakim Le Bon | | | |
| 1 | 1:26.260 | +6.958 | 18:06:49.142 |
| 2 | 1:24.156 | +4.854 | 18:08:13.298 |
| 3 | 1:21.350 | +2.048 | 18:09:34.648 |
| 4 | 1:20.559 | +1.257 | 18:10:55.207 |
| 5 | 1:20.167 | +0.865 | 18:12:15.374 |
| 6 | 1:20.194 | +0.892 | 18:13:35.568 |
| 7 | 1:19.564 | +0.262 | 18:14:55.132 |
| 8 | 1:19.302 | | 18:16:14.434 |
| 9 | 1:20.151 | +0.849 | 18:17:34.585 |

| Lap | Lap Tm | Diff | Time of Day |
|------------------------------|-----------------|--------|--------------|
| (215) Quentin Rongier | | | |
| 1 | 1:23.926 | +3.857 | 18:06:46.065 |
| 2 | 1:22.061 | +1.992 | 18:08:08.126 |
| 3 | 1:22.229 | +2.160 | 18:09:30.355 |
| 4 | 1:21.305 | +1.236 | 18:10:51.660 |
| 5 | 1:21.702 | +1.633 | 18:12:13.362 |
| 6 | 1:21.474 | +1.405 | 18:13:34.836 |
| 7 | 1:20.077 | +0.008 | 18:14:54.913 |
| 8 | 1:20.249 | +0.180 | 18:16:15.162 |
| 9 | 1:20.069 | | 18:17:35.231 |

| Lap | Lap Tm | Diff | Time of Day |
|---------------------------|-----------------|--------|--------------|
| (211) Dennis Menze | | | |
| 1 | 1:25.140 | +5.816 | 18:06:48.181 |
| 2 | 1:23.353 | +4.029 | 18:08:11.534 |
| 3 | 1:21.161 | +1.837 | 18:09:32.695 |
| 4 | 1:21.116 | +1.792 | 18:10:53.811 |
| 5 | 1:22.082 | +2.758 | 18:12:15.893 |
| 6 | 1:20.626 | +1.302 | 18:13:36.519 |
| 7 | 1:20.093 | +0.769 | 18:14:56.612 |
| 8 | 1:20.135 | +0.811 | 18:16:16.747 |
| 9 | 1:19.324 | | 18:17:36.071 |

| Lap | Lap Tm | Diff | Time of Day |
|----------------------------|-----------------|--------|--------------|
| (236) Nicolas Perez | | | |
| 1 | 1:24.470 | +4.371 | 18:06:46.455 |
| 2 | 1:21.942 | +1.843 | 18:08:08.397 |
| 3 | 1:22.777 | +2.678 | 18:09:31.174 |
| 4 | 1:21.592 | +1.493 | 18:10:52.766 |
| 5 | 1:21.694 | +1.595 | 18:12:14.460 |
| 6 | 1:21.121 | +1.022 | 18:13:35.581 |
| 7 | 1:20.806 | +0.707 | 18:14:56.387 |
| 8 | 1:20.716 | +0.617 | 18:16:17.103 |
| 9 | 1:20.099 | | 18:17:37.202 |

| Lap | Lap Tm | Diff | Time of Day |
|--------------------------|-----------------|--------|--------------|
| (218) Andrea Suau | | | |
| 1 | 1:23.879 | +4.020 | 18:06:45.529 |
| 2 | 1:22.440 | +2.581 | 18:08:07.969 |
| 3 | 1:22.661 | +2.802 | 18:09:30.630 |
| 4 | 1:22.472 | +2.613 | 18:10:53.102 |
| 5 | 1:22.747 | +2.888 | 18:12:15.849 |
| 6 | 1:21.330 | +1.471 | 18:13:37.179 |
| 7 | 1:21.111 | +1.252 | 18:14:58.290 |
| 8 | 1:19.859 | | 18:16:18.149 |
| 9 | 1:20.082 | +0.223 | 18:17:38.231 |

| Lap | Lap Tm | Diff | Time of Day |
|---------------------------------|-----------------|--------|--------------|
| (237) Paulo Jorge Mendes | | | |
| 1 | 1:27.046 | +7.181 | 18:06:49.461 |
| 2 | 1:22.563 | +2.698 | 18:08:12.024 |
| 3 | 1:22.101 | +2.236 | 18:09:34.125 |
| 4 | 1:20.783 | +0.918 | 18:10:54.908 |
| 5 | 1:21.436 | +1.571 | 18:12:16.344 |
| 6 | 1:21.164 | +1.299 | 18:13:37.508 |
| 7 | 1:21.036 | +1.171 | 18:14:58.544 |
| 8 | 1:20.528 | +0.663 | 18:16:19.072 |
| 9 | 1:19.865 | | 18:17:38.937 |

| Lap | Lap Tm | Diff | Time of Day |
|----------------------------|-----------------|--------|--------------|
| (414) Mario Barrios | | | |
| 1 | 1:27.494 | +7.148 | 18:06:49.841 |
| 2 | 1:23.294 | +2.948 | 18:08:13.135 |
| 3 | 1:22.302 | +1.956 | 18:09:35.437 |
| 4 | 1:21.937 | +1.591 | 18:10:57.374 |
| 5 | 1:21.675 | +1.329 | 18:12:19.049 |
| 6 | 1:21.575 | +1.229 | 18:13:40.624 |
| 7 | 1:20.811 | +0.465 | 18:15:01.435 |
| 8 | 1:20.346 | | 18:16:21.781 |
| 9 | 1:20.349 | +0.003 | 18:17:42.130 |

| Lap | Lap Tm | Diff | Time of Day |
|--------------------------------|-----------------|--------|--------------|
| (252) Laurent Absologne | | | |
| 1 | 1:25.893 | +5.411 | 18:06:47.737 |
| 2 | 1:23.501 | +3.019 | 18:08:11.238 |
| 3 | 1:23.002 | +2.520 | 18:09:34.240 |
| 4 | 1:23.375 | +2.893 | 18:10:57.615 |
| 5 | 1:22.281 | +1.799 | 18:12:19.896 |
| 6 | 1:21.632 | +1.150 | 18:13:41.528 |
| 7 | 1:21.095 | +0.613 | 18:15:02.623 |
| 8 | 1:20.972 | +0.490 | 18:16:23.595 |
| 9 | 1:20.482 | | 18:17:44.077 |

| Lap | Lap Tm | Diff | Time of Day |
|----------------------------|-----------------|--------|--------------|
| (228) Giacomo Rossi | | | |
| 1 | 1:26.677 | +6.092 | 18:06:49.348 |
| 2 | 1:24.144 | +3.559 | 18:08:13.492 |
| 3 | 1:22.935 | +2.350 | 18:09:36.427 |
| 4 | 1:22.157 | +1.572 | 18:10:58.584 |
| 5 | 1:21.576 | +0.991 | 18:12:20.160 |
| 6 | 1:21.854 | +1.269 | 18:13:42.014 |
| 7 | 1:21.480 | +0.895 | 18:15:03.494 |
| 8 | 1:20.585 | | 18:16:24.079 |
| 9 | 1:20.730 | +0.145 | 18:17:44.809 |

| Lap | Lap Tm | Diff | Time of Day |
|--------------------------------------|-----------------|--------|--------------|
| (220) Samantha Debrosavljevic | | | |
| 1 | 1:30.376 | +8.716 | 18:06:53.084 |
| 2 | 1:23.282 | +1.622 | 18:08:16.366 |
| 3 | 1:22.227 | +0.567 | 18:09:38.593 |
| 4 | 1:23.140 | +1.480 | 18:11:01.733 |
| 5 | 1:22.453 | +0.793 | 18:12:24.186 |
| 6 | 1:28.584 | +6.924 | 18:13:52.770 |
| 7 | 1:22.057 | +0.397 | 18:15:14.827 |
| 8 | 1:22.060 | +0.400 | 18:16:36.887 |
| 9 | 1:21.660 | | 18:17:58.547 |

| Lap | Lap Tm | Diff | Time of Day |
|------------------------------------|-----------------|--------|--------------|
| (416) Christophe Simonaggio | | | |
| 1 | 1:32.308 | +9.987 | 18:06:55.109 |
| 2 | 1:23.470 | +1.149 | 18:08:18.579 |
| 3 | 1:23.567 | +1.246 | 18:09:42.146 |
| 4 | 1:24.109 | +1.788 | 18:11:06.255 |
| 5 | 1:24.313 | +1.992 | 18:12:30.568 |
| 6 | 1:23.053 | +0.732 | 18:13:53.621 |
| 7 | 1:22.321 | | 18:15:15.942 |
| 8 | 1:22.742 | +0.421 | 18:16:38.684 |
| 9 | 1:23.815 | +1.494 | 18:18:02.499 |

Timekeeping Ingrid and Meik Wagner:

Clerk of the course William Watte:

www.mylaps.com

Steward (Chairman) Olivier Steveny:

Scrutineer Francois Lauer:

Licensed to: Motorsport Events

Printed: 2011-04-23 18:19:38

posted at:

h



TAG Challenge International

IAME X30 Seniors & Masters

Salbris / France 1,495 Km

RACE-12 Qualifying Heat 6 B-D

2011-04-23 18:00

Race (9 Laps) started at 18:05:21

| Lap | Lap Tm | Diff | Time of Day |
|------------------------------|-----------------|---------|--------------|
| (245) Antonin Bourgin | | | |
| 1 | 1:24.541 | +3.391 | 18:06:47.312 |
| 2 | 1:40.546 | +19.396 | 18:08:27.858 |
| 3 | 1:22.492 | +1.342 | 18:09:50.350 |
| 4 | 1:29.853 | +8.703 | 18:11:20.203 |
| 5 | 1:21.814 | +0.664 | 18:12:42.017 |
| 6 | 1:21.596 | +0.446 | 18:14:03.613 |
| 7 | 1:21.787 | +0.637 | 18:15:25.400 |
| 8 | 1:22.018 | +0.868 | 18:16:47.418 |
| 9 | 1:21.150 | | 18:18:08.568 |

| Lap | Lap Tm | Diff | Time of Day |
|------------------------------|-----------------|--------|--------------|
| (233) Patrick Meister | | | |
| 1 | 1:25.409 | +4.249 | 18:06:47.478 |
| 2 | 1:27.998 | +6.838 | 18:08:15.476 |
| 3 | 1:21.290 | +0.130 | 18:09:36.766 |
| 4 | 1:21.160 | | 18:10:57.926 |

Lap Lap Tm Diff Time of Day

Lap Lap Tm Diff Time of Day

Timekeeping Ingrid and Meik Wagner:

Clerk of the course William Watte:

www.mylaps.com

Steward (Chairman) Olivier Steveny:

Scrutineer Francois Lauer:

Licensed to: Motorsport Events

Tag Challenge International
IAME X30 Seniors+Masters
Salbris / France
Ranking after Heats

| Pos. | No. | Firstname | Lastname | Nat. | Chassis | Race Team | QP | Points | Diff. | A-B | C-D | A-D | B-C | A-C | B-D |
|--|-----|--------------|-------------------------|------|-------------|---------------------|----|--------|-------|-----|-----|-----|-----|-----|-----|
| 1 | 234 | Javier | Rodelas Castillo | ESP | Energy | Energy Spain SL | 2 | 4 | | 0 | -- | -- | 0 | -- | 4 |
| 2 | 225 | Steven | Lesca | FRA | Tonykart | Karting Passion | 5 | 4 | 0 | 4 | -- | 0 | -- | 0 | -- |
| 3 | 235 | Sebastien | Le Gleuher | FRA | FA | Braun Racing | 11 | 9 | -5 | -- | 2 | -- | 3 | 4 | -- |
| 4 | 212 | Martin | Vanhove | BEL | Intrepid | Eurokarting | 6 | 10 | -6 | 6 | -- | -- | 4 | -- | 0 |
| 5 | 219 | Jeremy | Lopes | FRA | Tonykart | Suau Racing Kart | 26 | 14 | -10 | 3 | -- | -- | 5 | -- | 6 |
| 6 | 249 | Cedric | Magnet | FRA | Intrepid | Magnet | 3 | 15 | -11 | -- | 10 | -- | 2 | 3 | -- |
| 7 | 246 | Pierre Henri | Janicaud | FRA | Energy | MP Racing Kart | 4 | 20 | -16 | -- | 3 | 15 | -- | -- | 2 |
| 8 | 230 | Hakim | Le Bon | FRA | Kosmic/Tony | Team Le Bon | 22 | 22 | -18 | 5 | -- | -- | 9 | -- | 8 |
| 9 | 218 | Andrea | Suau | FRA | Tonykart | Suau Racing Kart | 8 | 23 | -19 | -- | 0 | 11 | -- | -- | 12 |
| 10 | 243 | Lorenzo | Vailati | ITA | Tonykart | To Win Racing Team | 23 | 23 | -19 | -- | 7 | -- | 10 | 6 | -- |
| 11 | 214 | Jeremy | Peclers | BEL | Kosmic | RSD Karting | 9 | 24 | -20 | 10 | -- | 2 | -- | 12 | -- |
| 12 | 217 | Johan | Bourassin | FRA | Tonykart | | 10 | 24 | -20 | 8 | -- | -- | 11 | -- | 5 |
| 13 | 238 | Nicolas | Amiel | FRA | Alpha | Alpha Karting | 12 | 24 | -20 | -- | 16 | 5 | -- | -- | 3 |
| 14 | 241 | Brice | Zyto | FRA | FA Kart | Braun Racing | 29 | 24 | -20 | 9 | -- | 10 | -- | 5 | -- |
| 15 | 236 | Nicolas | Perez | FRA | Alpha | Alpha Karting | 20 | 25 | -21 | -- | 6 | 8 | -- | -- | 11 |
| 16 | 222 | Sebastien | Pastorek | FRA | Energy | Team Jarousse | 21 | 25 | -21 | 14 | -- | 9 | -- | 2 | -- |
| 17 | 252 | Laurent | Absologne | BEL | | | 16 | 26 | -22 | -- | 5 | 6 | -- | -- | 15 |
| 18 | 251 | Loris | Aroumougom | FRA | Techno | Techno | 33 | 27 | -23 | 7 | -- | 13 | -- | 7 | -- |
| 19 | 232 | Jeoffrey | Rouchy | FRA | Mirage | OKS | 1 | 28 | -24 | 11 | -- | 4 | -- | 13 | -- |
| 20 | 229 | John | Barbe | FRA | Tecno | JBCompetition | 14 | 29 | -25 | 2 | -- | -- | 6 | -- | 21 |
| 21 | 250 | Romain | Mange | FRA | Mirage | OKS | 13 | 30 | -26 | 13 | -- | 3 | -- | 14 | -- |
| 22 | 240 | Adrian | Lafille | FRA | Alpha | Alpha Karting | 7 | 31 | -27 | -- | 4 | -- | 7 | 20 | -- |
| 23 | 248 | Cedric | Pernet | FRA | FA | Team Pernet Racing | 27 | 32 | -28 | -- | 9 | -- | 15 | 8 | -- |
| 24 | 215 | Quentin | Rongier | FRA | Tonykart | Suau Racing Kart | 18 | 33 | -29 | 16 | -- | -- | 8 | -- | 9 |
| 25 | 216 | Joffrey | De Narda | FRA | Kosmic | Ideal Kart | 24 | 38 | -34 | -- | 24 | 7 | -- | -- | 7 |
| 26 | 223 | David | Villanueva | ESP | Energy | Energy Spain SL | 17 | 41 | -37 | 18 | -- | 12 | -- | 11 | -- |
| 27 | 231 | Gregoire | Perocheau | FRA | Tony Kart | | 31 | 43 | -39 | -- | 11 | -- | 22 | 10 | -- |
| 28 | 415 | Luc | Levfevre | BEL | Kosmic | RSD Karting | 37 | 43 | -39 | 12 | -- | 14 | -- | 17 | -- |
| Position 1 -28 qualified for Prefinal | | | | | | | | | | | | | | | |
| 29 | 414 | Mario | Barrios | PER | Gillard | PDB Racing Team | 36 | 47 | -43 | -- | 14 | 19 | -- | -- | 14 |
| 30 | 244 | Dominik | Siegenthaler | SUI | Tonykart | Wenker Racing | 39 | 47 | -43 | -- | 24 | -- | 14 | 9 | -- |
| 31 | 245 | Antonin | Bourgin | FRA | Merlin | Bourgin/WRS | 28 | 48 | -44 | -- | 12 | 17 | -- | -- | 19 |
| 32 | 233 | Patrick | Meister | GER | Top-Kart | Berner Kart Sport | 32 | 49 | -45 | -- | 8 | 21 | -- | -- | 20 |
| 33 | 417 | Ludovic | Breton | FRA | Kosmic | Ideal Kart | 35 | 49 | -45 | -- | 13 | -- | 21 | 15 | -- |
| 34 | 211 | Dennis | Menze | GER | TBA | H & R Spezialfedern | 38 | 49 | -45 | 19 | -- | -- | 20 | -- | 10 |
| 35 | 237 | Paulo Jorge | Mendes | POR | | Twinsport Import | 30 | 50 | -46 | 21 | -- | -- | 16 | -- | 13 |
| 36 | 412 | Philippe | Pecheny | BEL | DR | Eurokarting.be | 41 | 51 | -47 | 15 | -- | 18 | -- | 18 | -- |
| 37 | 224 | Ignasi | Calero Yanez | ESP | Energy | Energy Spain SL | 19 | 52 | -48 | -- | 18 | -- | 12 | 22 | -- |
| 38 | 213 | Edouard | Chevalier | BEL | DR | Eurokarting | 25 | 52 | -48 | 20 | -- | 16 | -- | 16 | -- |
| 39 | 220 | Samantha | Debrosavljevic | AUT | Zanardi | Chiesa Corsa | 40 | 52 | -48 | -- | 15 | 20 | -- | -- | 17 |
| 40 | 416 | Christophe | Simonaggio | FRA | Alpha | Alpha Karting | 42 | 52 | -48 | 17 | -- | -- | 17 | -- | 18 |
| 41 | 239 | Mikael | Vidal | FRA | Birel | WRS | 15 | 53 | -49 | -- | 19 | -- | 13 | 21 | -- |
| 42 | 411 | Luca | Blasi | BEL | DR | Eurokarting.be | 43 | 55 | -51 | -- | 17 | -- | 19 | 19 | -- |
| 43 | 228 | Giacomo | Rossi | ITA | Zanardi | | 34 | 56 | -52 | 22 | -- | -- | 18 | -- | 16 |

Announcements:


----- These results are provisional until the conclusion of any judicial and technical matters -----

Clerk of the course William Watte:



Stewards (Chairman) Olivier Steveny:

Timekeeping Ingrid and Meik Wagner:



Scrutineer Francois Lauer:

Tag Challenge International
Class: IAME X30 Seniors+Masters
Date/Time: 24-04-2011 10:30

Track: Salbris / France
Heat: Second Chance Heat
Laps: 9

Edition 1

| | | | |
|-------------------------|------------|----------------------------|----|
| Giacomo Rossi | 228 | Points 56 Quali Rank 34 | 15 |
| Mikael Vidal | 239 | Points 53 Quali Rank 15 | 13 |
| Samantha Debrosavljevic | 220 | Points 52 Quali Rank 40 | 11 |
| Ignasi Calero Yanez | 224 | Points 52 Quali Rank 19 | 9 |
| Paulo Jorge Mendes | 237 | Points 50 Quali Rank 30 | 7 |
| Ludovic Breton | 417 | Points 49 Quali Rank 35 | 5 |
| Antonin Bourgin | 245 | Points 48 Quali Rank 28 | 3 |
| Mario Barrios | 414 | Points 47 Quali Rank 36 | 1 |
| Pole Position | | | |

| | | |
|-----|-----------------------|--|
| 8 | | Points Quali Rank x |
| 7 | Luca Blasi | 411 Points 55 Quali Rank 43 |
| 6 | Christophe Simonaggio | 416 Points 52 Quali Rank 42 |
| 5 | Edouard Chevalier | 213 Points 52 Quali Rank 25 |
| 4 | Philippe Pecheny | 412 Points 51 Quali Rank 41 |
| 3 | Dennis Menze | 211 Points 49 Quali Rank 38 |
| 2 | Patrick Meister | 233 Points 49 Quali Rank 32 |
| 1 | Dominik Siegenthaler | 244 Points 47 Quali Rank 39 |
| Row | | 2 |

Clerk of the course William Watte:

Stewards (Chairman) Olivier Steveny:

Scrutineer Francois Lauer:

Timekeeping Ingrid/Meik Wagner:



TAG Challenge International

IAME X30 Seniors & Masters

Salbris / France 1,495 Km

WARM UP qualified 29-62

2011-04-24 09:00

Practice (10:00 Time) started at 9:00:01

| Pos | No. | Name | Nat. | Chassis | Race Team | Laps | Best Tm | Diff | Gap In Lap | km/h |
|-----|-----|-------------------------|------------|----------|-------------------------|------|----------|-------|------------|----------|
| 1 | 237 | Paulo Jorge Mendes | POR | | Twinsport Import | 9 | 1:05.196 | | | 9 82,551 |
| 2 | 213 | Edouard Chevalier | BEL | DR | Eurokarting | 9 | 1:05.258 | 0.062 | 0.062 | 9 82,473 |
| 3 | 244 | Dominik Siegenthaler | SUI | Tonykart | Wenker Racing | 9 | 1:05.351 | 0.155 | 0.093 | 9 82,355 |
| 4 | 224 | Ignasi Calero Yanez | ESP | Energy | Energy Spain SL | 8 | 1:05.689 | 0.493 | 0.338 | 7 81,932 |
| 5 | 245 | Antonin Bourgin | FRA | Merlin | Bourgin/WRS | 9 | 1:05.755 | 0.559 | 0.066 | 8 81,849 |
| 6 | 239 | Mikael Vidal | FRA | Birel | WRS | 7 | 1:05.866 | 0.670 | 0.111 | 7 81,711 |
| 7 | 211 | Dennis Menze | GER | TBA | H & R Spezialfedern | 9 | 1:05.944 | 0.748 | 0.078 | 9 81,615 |
| 8 | 417 | Ludovic Breton | FRA | Kosmic | Ideal Kart | 8 | 1:05.965 | 0.769 | 0.021 | 8 81,589 |
| 9 | 233 | Patrick Meister | GER | Top-Kart | Berner Kart Sport | 7 | 1:06.710 | 1.514 | 0.745 | 5 80,678 |
| 10 | 412 | Philippe Pecheny | BEL | DR | Eurokarting.be | 5 | 1:07.284 | 2.088 | 0.574 | 5 79,989 |
| 11 | 220 | Samantha Debrosavljevic | AUT | Zanardi | Chiesa Corsa | 6 | 1:07.510 | 2.314 | 0.226 | 6 79,722 |
| 12 | 416 | Christophe Simonaggio | FRA | Alpha | Alpha Karting | 7 | 1:07.624 | 2.428 | 0.114 | 4 79,587 |
| 13 | 411 | Luca Blasi | BEL | DR | Eurokarting.be | 5 | 1:07.763 | 2.567 | 0.139 | 5 79,424 |

Not classified

| | | | | | | | | | | |
|-----|-----|---------------|-----|---------|-----------------|--|--|--|--|-----|
| DNS | 228 | Giacomo Rossi | ITA | Zanardi | | | | | | 0 - |
| DNS | 414 | Mario Barrios | PER | Gillard | PDB Racing Team | | | | | 0 - |



TAG Challenge International

IAME X30 Seniors & Masters

Salbris / France 1,495 Km

WARM UP qualified 29-62

2011-04-24 09:00

Practice (10:00 Time) started at 9:00:01

| Lap | Lap Tm | Diff | Time of Day |
|---------------------------------|-----------------|--------|-------------|
| (237) Paulo Jorge Mendes | | | |
| 1 | 1:11.648 | +6.452 | 9:01:54.595 |
| 2 | 1:08.037 | +2.841 | 9:03:02.632 |
| 3 | 1:06.798 | +1.602 | 9:04:09.430 |
| 4 | 1:06.084 | +0.888 | 9:05:15.514 |
| 5 | 1:05.941 | +0.745 | 9:06:21.455 |
| 6 | 1:05.539 | +0.343 | 9:07:26.994 |
| 7 | 1:05.653 | +0.457 | 9:08:32.647 |
| 8 | 1:05.702 | +0.506 | 9:09:38.349 |
| 9 | 1:05.196 | | 9:10:43.545 |

| Lap | Lap Tm | Diff | Time of Day |
|--------------------------------|-----------------|--------|-------------|
| (213) Edouard Chevalier | | | |
| 1 | 1:12.688 | +7.430 | 9:01:50.639 |
| 2 | 1:08.677 | +3.419 | 9:02:59.316 |
| 3 | 1:07.596 | +2.338 | 9:04:06.912 |
| 4 | 1:06.355 | +1.097 | 9:05:13.267 |
| 5 | 1:05.958 | +0.700 | 9:06:19.225 |
| 6 | 1:05.808 | +0.550 | 9:07:25.033 |
| 7 | 1:05.560 | +0.302 | 9:08:30.593 |
| 8 | 1:05.584 | +0.326 | 9:09:36.177 |
| 9 | 1:05.258 | | 9:10:41.435 |

| Lap | Lap Tm | Diff | Time of Day |
|-----------------------------------|-----------------|--------|-------------|
| (244) Dominik Siegenthaler | | | |
| 1 | 1:10.973 | +5.622 | 9:01:51.075 |
| 2 | 1:08.492 | +3.141 | 9:02:59.567 |
| 3 | 1:07.029 | +1.678 | 9:04:06.596 |
| 4 | 1:06.992 | +1.641 | 9:05:13.588 |
| 5 | 1:05.885 | +0.534 | 9:06:19.473 |
| 6 | 1:05.849 | +0.498 | 9:07:25.322 |
| 7 | 1:05.585 | +0.234 | 9:08:30.907 |
| 8 | 1:05.529 | +0.178 | 9:09:36.436 |
| 9 | 1:05.351 | | 9:10:41.787 |

| Lap | Lap Tm | Diff | Time of Day |
|----------------------------------|-----------------|---------|-------------|
| (224) Ignasi Calero Yanez | | | |
| 1 | 1:10.501 | +4.812 | 9:02:02.143 |
| 2 | 1:07.510 | +1.821 | 9:03:09.653 |
| 3 | 1:07.124 | +1.435 | 9:04:16.777 |
| 4 | 1:07.098 | +1.409 | 9:05:23.875 |
| 5 | 1:46.542 | +40.853 | 9:07:10.417 |
| 6 | 1:06.656 | +0.967 | 9:08:17.073 |
| 7 | 1:05.689 | | 9:09:22.762 |
| 8 | 1:05.725 | +0.036 | 9:10:28.487 |

| Lap | Lap Tm | Diff | Time of Day |
|------------------------------|-----------------|--------|-------------|
| (245) Antonin Bourgin | | | |
| 1 | 1:10.140 | +4.385 | 9:01:48.372 |
| 2 | 1:07.676 | +1.921 | 9:02:56.048 |
| 3 | 1:06.141 | +0.386 | 9:04:02.189 |
| 4 | 1:06.492 | +0.737 | 9:05:08.681 |
| 5 | 1:06.381 | +0.626 | 9:06:15.062 |
| 6 | 1:06.395 | +0.640 | 9:07:21.457 |
| 7 | 1:06.171 | +0.416 | 9:08:27.628 |
| 8 | 1:05.755 | | 9:09:33.383 |
| 9 | 1:05.786 | +0.031 | 9:10:39.169 |

| Lap | Lap Tm | Diff | Time of Day |
|---------------------------|-----------------|---------|-------------|
| (239) Mikael Vidal | | | |
| 1 | 1:12.135 | +6.269 | 9:01:54.060 |
| 2 | 1:37.199 | +31.333 | 9:03:31.259 |
| 3 | 1:10.564 | +4.698 | 9:04:41.823 |
| 4 | 1:06.519 | +0.653 | 9:05:48.342 |
| 5 | 1:06.030 | +0.164 | 9:06:54.372 |
| 6 | 1:06.048 | +0.182 | 9:08:00.420 |
| 7 | 1:05.866 | | 9:09:06.286 |

| Lap | Lap Tm | Diff | Time of Day |
|---------------------------|----------|--------|-------------|
| (211) Dennis Menze | | | |
| 1 | 1:10.666 | +4.722 | 9:01:47.192 |

| Lap | Lap Tm | Diff | Time of Day |
|-----|-----------------|--------|-------------|
| 2 | 1:07.975 | +2.031 | 9:02:55.167 |
| 3 | 1:06.877 | +0.933 | 9:04:02.044 |
| 4 | 1:06.997 | +1.053 | 9:05:09.041 |
| 5 | 1:06.414 | +0.470 | 9:06:15.455 |
| 6 | 1:06.458 | +0.514 | 9:07:21.913 |
| 7 | 1:06.351 | +0.407 | 9:08:28.264 |
| 8 | 1:08.825 | +2.881 | 9:09:37.089 |
| 9 | 1:05.944 | | 9:10:43.033 |

| Lap | Lap Tm | Diff | Time of Day |
|-----------------------------|-----------------|---------|-------------|
| (417) Ludovic Breton | | | |
| 1 | 1:13.923 | +7.958 | 9:02:14.850 |
| 2 | 1:08.015 | +2.050 | 9:03:22.865 |
| 3 | 1:07.692 | +1.727 | 9:04:30.557 |
| 4 | 1:30.346 | +24.381 | 9:06:00.903 |
| 5 | 1:07.281 | +1.316 | 9:07:08.184 |
| 6 | 1:06.281 | +0.316 | 9:08:14.465 |
| 7 | 1:06.156 | +0.191 | 9:09:20.621 |
| 8 | 1:05.965 | | 9:10:26.586 |

| Lap | Lap Tm | Diff | Time of Day |
|------------------------------|-----------------|--------|-------------|
| (233) Patrick Meister | | | |
| 1 | 1:11.466 | +4.756 | 9:02:59.173 |
| 2 | 1:08.248 | +1.538 | 9:04:07.421 |
| 3 | 1:06.997 | +0.287 | 9:05:14.418 |
| 4 | 1:07.384 | +0.674 | 9:06:21.802 |
| 5 | 1:06.710 | | 9:07:28.512 |
| 6 | 1:06.940 | +0.230 | 9:08:35.452 |
| 7 | 1:07.064 | +0.354 | 9:09:42.516 |

| Lap | Lap Tm | Diff | Time of Day |
|-------------------------------|-----------------|--------|-------------|
| (412) Philippe Pecheny | | | |
| 1 | 1:12.881 | +5.597 | 9:05:31.620 |
| 2 | 1:08.204 | +0.920 | 9:06:39.824 |
| 3 | 1:07.935 | +0.651 | 9:07:47.759 |
| 4 | 1:07.472 | +0.188 | 9:08:55.231 |
| 5 | 1:07.284 | | 9:10:02.515 |

| Lap | Lap Tm | Diff | Time of Day |
|--------------------------------------|-----------------|--------|-------------|
| (220) Samantha Debrosavljevic | | | |
| 1 | 1:12.581 | +5.071 | 9:01:59.001 |
| 2 | 1:08.500 | +0.990 | 9:03:07.501 |
| 3 | 1:09.071 | +1.561 | 9:04:16.572 |
| 4 | 1:08.365 | +0.855 | 9:05:24.937 |
| 5 | 1:07.514 | +0.004 | 9:06:32.451 |
| 6 | 1:07.510 | | 9:07:39.961 |

| Lap | Lap Tm | Diff | Time of Day |
|------------------------------------|-----------------|--------|-------------|
| (416) Christophe Simonaggio | | | |
| 1 | 1:13.517 | +5.893 | 9:03:32.641 |
| 2 | 1:10.000 | +2.376 | 9:04:42.641 |
| 3 | 1:07.996 | +0.372 | 9:05:50.637 |
| 4 | 1:07.624 | | 9:06:58.261 |
| 5 | 1:09.630 | +2.006 | 9:08:07.891 |
| 6 | 1:07.836 | +0.212 | 9:09:15.727 |
| 7 | 1:13.839 | +6.215 | 9:10:29.566 |

| Lap | Lap Tm | Diff | Time of Day |
|-------------------------|-----------------|--------|-------------|
| (411) Luca Blasi | | | |
| 1 | 1:12.356 | +4.593 | 9:05:28.966 |
| 2 | 1:09.183 | +1.420 | 9:06:38.149 |
| 3 | 1:09.386 | +1.623 | 9:07:47.535 |
| 4 | 1:08.872 | +1.109 | 9:08:56.407 |
| 5 | 1:07.763 | | 9:10:04.170 |





TAG Challenge International

IAME X30 Seniors & Masters

Salbris / France 1,495 Km

WARM UP qualified 1-28

2011-04-24 09:45

Practice (10:00 Time) started at 9:45:01

| Pos | No. | Name | Nat. | Chassis | Race Team | Laps | Best Tm | Diff | Gap In Lap | km/h |
|-----|-----|-------------------------|------|-------------|--------------------|------|----------|-------|------------|----------|
| 1 | 246 | Pierre Henri Janicaud | FRA | Energy | MP Racing Kart | 9 | 1:04.496 | | | 5 83,447 |
| 2 | 212 | Martin Vanhove | BEL | Intrepid | Eurokarting | 9 | 1:04.505 | 0.009 | 0.009 | 5 83,435 |
| 3 | 243 | Lorenzo Vailati | ITA | Tonykart | To Win Racing Team | 9 | 1:04.509 | 0.013 | 0.004 | 6 83,430 |
| 4 | 229 | John Barbe | FRA | Tecno | JBCompetition | 9 | 1:04.546 | 0.050 | 0.037 | 7 83,382 |
| 5 | 238 | Nicolas Amiel | FRA | Alpha | Alpha Karting | 9 | 1:04.575 | 0.079 | 0.029 | 7 83,345 |
| 6 | 214 | Jeremy Peclers | BEL | Kosmic | RSD Karting | 8 | 1:04.655 | 0.159 | 0.080 | 5 83,242 |
| 7 | 216 | Joffrey De Narda | FRA | Kosmic | Ideal Kart | 9 | 1:04.674 | 0.178 | 0.019 | 5 83,217 |
| 8 | 251 | Loris Aroumougom | FRA | Techno | Tecno | 9 | 1:04.681 | 0.185 | 0.007 | 4 83,208 |
| 9 | 235 | Sebastien Le Gleuher | FRA | FA | Braun Racing | 8 | 1:04.686 | 0.190 | 0.005 | 8 83,202 |
| 10 | 240 | Adrian Lafille | FRA | Alpha | Alpha Karting | 9 | 1:04.763 | 0.267 | 0.077 | 4 83,103 |
| 11 | 222 | Sebastien Pastorek | FRA | Energy | Team Jarousse | 9 | 1:04.765 | 0.269 | 0.002 | 9 83,100 |
| 12 | 249 | Cedric Magnet | FRA | Intrepid | Magnet | 9 | 1:04.784 | 0.288 | 0.019 | 4 83,076 |
| 13 | 250 | Romain Mange | FRA | Mirage | OKS | 8 | 1:04.860 | 0.364 | 0.076 | 8 82,979 |
| 14 | 234 | Javier Rodelas Castillo | ESP | Energy | Energy Spain SL | 7 | 1:04.870 | 0.374 | 0.010 | 4 82,966 |
| 15 | 225 | Steven Lesca | FRA | Tonykart | Karting Passion | 8 | 1:05.015 | 0.519 | 0.145 | 3 82,781 |
| 16 | 219 | Jeremy Lopes | FRA | Tonykart | Suau Racing Kart | 9 | 1:05.023 | 0.527 | 0.008 | 5 82,771 |
| 17 | 217 | Johan Bourassin | FRA | Tonykart | | 8 | 1:05.037 | 0.541 | 0.014 | 6 82,753 |
| 18 | 215 | Quentin Rongier | FRA | Tonykart | Suau Racing Kart | 9 | 1:05.063 | 0.567 | 0.026 | 9 82,720 |
| 19 | 218 | Andrea Suau | FRA | Tonykart | Suau Racing Kart | 8 | 1:05.106 | 0.610 | 0.043 | 7 82,665 |
| 20 | 248 | Cedric Pernet | FRA | FA | Team Pernet Racing | 8 | 1:05.117 | 0.621 | 0.011 | 6 82,651 |
| 21 | 232 | Jeoffrey Rouchy | FRA | Mirage | OKS | 8 | 1:05.157 | 0.661 | 0.040 | 7 82,600 |
| 22 | 252 | Laurent Absologne | BEL | | | 8 | 1:05.161 | 0.665 | 0.004 | 4 82,595 |
| 23 | 231 | Gregoire Perocheau | FRA | Tony Kart | | 8 | 1:05.203 | 0.707 | 0.042 | 7 82,542 |
| 24 | 236 | Nicolas Perez | FRA | Alpha | Alpha Karting | 9 | 1:05.237 | 0.741 | 0.034 | 9 82,499 |
| 25 | 241 | Brice Zyto | FRA | FA Kart | Braun Racing | 8 | 1:05.297 | 0.801 | 0.060 | 4 82,423 |
| 26 | 230 | Hakim Le Bon | FRA | Kosmic/Tony | Team Le Bon | 6 | 1:05.301 | 0.805 | 0.004 | 4 82,418 |
| 27 | 223 | David Villanueva | ESP | Energy | Energy Spain SL | 8 | 1:05.321 | 0.825 | 0.020 | 6 82,393 |
| 28 | 415 | Luc Levfevre | BEL | Kosmic | RSD Karting | 9 | 1:05.645 | 1.149 | 0.324 | 8 81,986 |

TAG Challenge International

IAME X30 Seniors & Masters

Salbris / France 1,495 Km

WARM UP qualified 1-28

2011-04-24 09:45

Practice (10:00 Time) started at 9:45:01

| Lap | Lap Tm | Diff | Time of Day |
|------------------------------------|-----------------|--------|-------------|
| (246) Pierre Henri Janicaud | | | |
| 1 | 1:08.435 | +3.939 | 9:46:50.446 |
| 2 | 1:06.134 | +1.638 | 9:47:56.580 |
| 3 | 1:05.320 | +0.824 | 9:49:01.900 |
| 4 | 1:04.518 | +0.022 | 9:50:06.418 |
| 5 | 1:04.496 | | 9:51:10.914 |
| 6 | 1:04.970 | +0.474 | 9:52:15.884 |
| 7 | 1:05.093 | +0.597 | 9:53:20.977 |
| 8 | 1:04.720 | +0.224 | 9:54:25.697 |
| 9 | 1:05.304 | +0.808 | 9:55:31.001 |

| Lap | Lap Tm | Diff | Time of Day |
|-----------------------------|-----------------|--------|-------------|
| (212) Martin Vanhove | | | |
| 1 | 1:09.186 | +4.681 | 9:47:16.735 |
| 2 | 1:06.268 | +1.763 | 9:48:23.003 |
| 3 | 1:04.999 | +0.494 | 9:49:28.002 |
| 4 | 1:04.593 | +0.088 | 9:50:32.595 |
| 5 | 1:04.505 | | 9:51:37.100 |
| 6 | 1:04.540 | +0.035 | 9:52:41.640 |
| 7 | 1:04.654 | +0.149 | 9:53:46.294 |
| 8 | 1:07.363 | +2.858 | 9:54:53.657 |
| 9 | 1:05.371 | +0.866 | 9:55:59.028 |

| Lap | Lap Tm | Diff | Time of Day |
|------------------------------|-----------------|--------|-------------|
| (243) Lorenzo Vailati | | | |
| 1 | 1:09.735 | +5.226 | 9:46:54.243 |
| 2 | 1:04.829 | +0.320 | 9:47:59.072 |
| 3 | 1:04.855 | +0.346 | 9:49:03.927 |
| 4 | 1:04.534 | +0.025 | 9:50:08.461 |
| 5 | 1:09.507 | +4.998 | 9:51:17.968 |
| 6 | 1:04.509 | | 9:52:22.477 |
| 7 | 1:05.310 | +0.801 | 9:53:27.787 |
| 8 | 1:04.694 | +0.185 | 9:54:32.481 |
| 9 | 1:05.034 | +0.525 | 9:55:37.515 |

| Lap | Lap Tm | Diff | Time of Day |
|-------------------------|-----------------|--------|-------------|
| (229) John Barbe | | | |
| 1 | 1:12.015 | +7.469 | 9:46:56.652 |
| 2 | 1:06.615 | +2.069 | 9:48:03.267 |
| 3 | 1:04.651 | +0.105 | 9:49:07.918 |
| 4 | 1:05.056 | +0.510 | 9:50:12.974 |
| 5 | 1:05.280 | +0.734 | 9:51:18.254 |
| 6 | 1:04.737 | +0.191 | 9:52:22.991 |
| 7 | 1:04.546 | | 9:53:27.537 |
| 8 | 1:04.665 | +0.119 | 9:54:32.202 |
| 9 | 1:04.854 | +0.308 | 9:55:37.056 |

| Lap | Lap Tm | Diff | Time of Day |
|----------------------------|-----------------|--------|-------------|
| (238) Nicolas Amiel | | | |
| 1 | 1:08.749 | +4.174 | 9:46:51.846 |
| 2 | 1:05.741 | +1.166 | 9:47:57.587 |
| 3 | 1:05.448 | +0.873 | 9:49:03.035 |
| 4 | 1:04.839 | +0.264 | 9:50:07.874 |
| 5 | 1:06.196 | +1.621 | 9:51:14.070 |
| 6 | 1:05.185 | +0.610 | 9:52:19.255 |
| 7 | 1:04.575 | | 9:53:23.830 |
| 8 | 1:04.975 | +0.400 | 9:54:28.805 |
| 9 | 1:05.184 | +0.609 | 9:55:33.989 |

| Lap | Lap Tm | Diff | Time of Day |
|-----------------------------|-----------------|--------|-------------|
| (214) Jeremy Peclers | | | |
| 1 | 1:10.533 | +5.878 | 9:46:48.173 |
| 2 | 1:06.807 | +2.152 | 9:47:54.980 |
| 3 | 1:05.038 | +0.383 | 9:49:00.018 |
| 4 | 1:04.799 | +0.144 | 9:50:04.817 |
| 5 | 1:04.655 | | 9:51:09.472 |
| 6 | 1:05.701 | +1.046 | 9:52:15.173 |
| 7 | 1:05.118 | +0.463 | 9:53:20.291 |
| 8 | 1:04.990 | +0.335 | 9:54:25.281 |

| Lap | Lap Tm | Diff | Time of Day |
|-------------------------------|-----------------|--------|-------------|
| (216) Joffrey De Narda | | | |
| 1 | 1:10.255 | +5.581 | 9:46:48.577 |
| 2 | 1:06.180 | +1.506 | 9:47:54.757 |
| 3 | 1:05.053 | +0.379 | 9:48:59.810 |
| 4 | 1:04.828 | +0.154 | 9:50:04.638 |
| 5 | 1:04.674 | | 9:51:09.312 |
| 6 | 1:06.071 | +1.397 | 9:52:15.383 |
| 7 | 1:05.179 | +0.505 | 9:53:20.562 |
| 8 | 1:04.844 | +0.170 | 9:54:25.406 |
| 9 | 1:04.873 | +0.199 | 9:55:30.279 |

| Lap | Lap Tm | Diff | Time of Day |
|-------------------------------|-----------------|--------|-------------|
| (251) Loris Aroumougom | | | |
| 1 | 1:10.196 | +5.515 | 9:46:48.309 |
| 2 | 1:06.925 | +2.244 | 9:47:55.234 |
| 3 | 1:05.087 | +0.406 | 9:49:00.321 |
| 4 | 1:04.681 | | 9:50:05.002 |
| 5 | 1:04.741 | +0.060 | 9:51:09.743 |
| 6 | 1:07.437 | +2.756 | 9:52:17.180 |
| 7 | 1:05.044 | +0.363 | 9:53:22.224 |
| 8 | 1:05.356 | +0.675 | 9:54:27.580 |
| 9 | 1:04.846 | +0.165 | 9:55:32.426 |

| Lap | Lap Tm | Diff | Time of Day |
|-----------------------------------|-----------------|---------|-------------|
| (235) Sebastien Le Gleuher | | | |
| 1 | 1:09.212 | +4.526 | 9:47:29.629 |
| 2 | 1:05.801 | +1.115 | 9:48:35.430 |
| 3 | 1:05.203 | +0.517 | 9:49:40.633 |
| 4 | 1:04.885 | +0.199 | 9:50:45.518 |
| 5 | 1:15.042 | +10.356 | 9:52:00.560 |
| 6 | 1:05.112 | +0.426 | 9:53:05.672 |
| 7 | 1:04.758 | +0.072 | 9:54:10.430 |
| 8 | 1:04.686 | | 9:55:15.116 |

| Lap | Lap Tm | Diff | Time of Day |
|-----------------------------|-----------------|--------|-------------|
| (240) Adrian Lafille | | | |
| 1 | 1:10.227 | +5.464 | 9:46:49.242 |
| 2 | 1:06.332 | +1.569 | 9:47:55.574 |
| 3 | 1:04.956 | +0.193 | 9:49:00.530 |
| 4 | 1:04.763 | | 9:50:05.293 |
| 5 | 1:04.809 | +0.046 | 9:51:10.102 |
| 6 | 1:07.434 | +2.671 | 9:52:17.536 |
| 7 | 1:04.967 | +0.204 | 9:53:22.503 |
| 8 | 1:04.924 | +0.161 | 9:54:27.427 |
| 9 | 1:05.359 | +0.596 | 9:55:32.786 |

| Lap | Lap Tm | Diff | Time of Day |
|---------------------------------|-----------------|--------|-------------|
| (222) Sebastien Pastorek | | | |
| 1 | 1:12.190 | +7.425 | 9:47:03.484 |
| 2 | 1:05.959 | +1.194 | 9:48:09.443 |
| 3 | 1:05.490 | +0.725 | 9:49:14.933 |
| 4 | 1:05.044 | +0.279 | 9:50:19.977 |
| 5 | 1:05.227 | +0.462 | 9:51:25.204 |
| 6 | 1:05.008 | +0.243 | 9:52:30.212 |
| 7 | 1:04.921 | +0.156 | 9:53:35.133 |
| 8 | 1:05.005 | +0.240 | 9:54:40.138 |
| 9 | 1:04.765 | | 9:55:44.903 |

| Lap | Lap Tm | Diff | Time of Day |
|----------------------------|-----------------|---------|-------------|
| (249) Cedric Magnet | | | |
| 1 | 1:15.320 | +10.536 | 9:47:12.048 |
| 2 | 1:07.192 | +2.408 | 9:48:19.240 |
| 3 | 1:04.862 | +0.078 | 9:49:24.102 |
| 4 | 1:04.784 | | 9:50:28.886 |
| 5 | 1:09.513 | +4.729 | 9:51:38.399 |
| 6 | 1:05.019 | +0.235 | 9:52:43.418 |
| 7 | 1:04.875 | +0.091 | 9:53:48.293 |
| 8 | 1:05.119 | +0.335 | 9:54:53.412 |
| 9 | 1:06.396 | +1.612 | 9:55:59.808 |

| Lap | Lap Tm | Diff | Time of Day |
|---------------------------|--------|------|-------------|
| (250) Romain Mange | | | |

| Lap | Lap Tm | Diff | Time of Day |
|-----|-----------------|---------|-------------|
| 1 | 1:15.009 | +10.149 | 9:47:10.933 |
| 2 | 1:06.383 | +1.523 | 9:48:17.316 |
| 3 | 1:05.354 | +0.494 | 9:49:22.670 |
| 4 | 1:05.008 | +0.148 | 9:50:27.678 |
| 5 | 1:05.062 | +0.202 | 9:51:32.740 |
| 6 | 2:01.831 | +56.971 | 9:53:34.571 |
| 7 | 1:06.450 | +1.590 | 9:54:41.021 |
| 8 | 1:04.860 | | 9:55:45.881 |

| Lap | Lap Tm | Diff | Time of Day |
|--------------------------------------|-----------------|-----------|-------------|
| (234) Javier Rodelas Castillo | | | |
| 1 | 1:10.171 | +5.301 | 9:47:39.477 |
| 2 | 1:05.647 | +0.777 | 9:48:45.124 |
| 3 | 1:04.936 | +0.066 | 9:49:50.060 |
| 4 | 1:04.870 | | 9:50:54.930 |
| 5 | 2:06.342 | +1:01.472 | 9:53:01.272 |
| 6 | 1:06.284 | +1.414 | 9:54:07.556 |
| 7 | 1:04.999 | +0.129 | 9:55:12.555 |

| Lap | Lap Tm | Diff | Time of Day |
|---------------------------|-----------------|-----------|-------------|
| (225) Steven Lesca | | | |
| 1 | 1:09.973 | +4.958 | 9:46:47.818 |
| 2 | 1:05.972 | +0.957 | 9:47:53.790 |
| 3 | 1:05.015 | | 9:48:58.805 |
| 4 | 2:43.045 | +1:38.030 | 9:51:41.850 |
| 5 | 1:06.268 | +1.253 | 9:52:48.118 |
| 6 | 1:05.039 | +0.024 | 9:53:53.157 |
| 7 | 1:05.101 | +0.086 | 9:54:58.258 |
| 8 | 1:05.202 | +0.187 | 9:56:03.460 |

| Lap | Lap Tm | Diff | Time of Day |
|---------------------------|-----------------|--------|-------------|
| (219) Jeremy Lopes | | | |
| 1 | 1:10.319 | +5.296 | 9:46:50.292 |
| 2 | 1:06.129 | +1.106 | 9:47:56.421 |
| 3 | 1:05.828 | +0.805 | 9:49:02.249 |
| 4 | 1:05.325 | +0.302 | 9:50:07.574 |
| 5 | 1:05.023 | | 9:51:12.597 |
| 6 | 1:05.224 | +0.201 | 9:52:17.821 |
| 7 | 1:05.419 | +0.396 | 9:53:23.240 |
| 8 | 1:05.348 | +0.325 | 9:54:28.588 |
| 9 | 1:05.273 | +0.250 | 9:55:33.861 |

| Lap | Lap Tm | Diff | Time of Day |
|------------------------------|-----------------|--------|-------------|
| (217) Johan Bourassin | | | |
| 1 | 1:10.587 | +5.550 | 9:46:49.521 |
| 2 | 1:06.235 | +1.198 | 9:47:55.756 |
| 3 | 1:08.145 | +3.108 | 9:49:03.901 |
| 4 | 1:05.547 | +0.510 | 9:50:09.448 |
| 5 | 1:05.810 | +0.773 | 9:51:15.258 |
| 6 | 1:05.037 | | 9:52:20.295 |
| 7 | 1:05.060 | +0.023 | 9:53:25.355 |
| 8 | 1:05.360 | +0.323 | 9:54:30.715 |

| Lap | Lap Tm | Diff | Time of Day |
|------------------------------|-----------------|--------|-------------|
| (215) Quentin Rongier | | | |
| 1 | 1:10.753 | +5.690 | 9:46:54.675 |
| 2 | 1:07.545 | +2.482 | 9:48:02.220 |
| 3 | 1:05.509 | +0.446 | 9:49:07.729 |
| 4 | 1:05.879 | +0.816 | 9:50:13.608 |
| 5 | 1:06.047 | +0.984 | 9:51:19.655 |
| 6 | 1:05.175 | +0.112 | 9:52:24.830 |
| 7 | 1:05.229 | +0.166 | 9:53:30.059 |
| 8 | 1:05.685 | +0.622 | 9:54:35.744 |
| 9 | 1:05.063 | | 9:55:40.807 |

| Lap | Lap Tm | Diff | Time of Day |
|--------------------------|----------|---------|-------------|
| (218) Andrea Suau | | | |
| 1 | 1:08.215 | +3.109 | 9:46:51.422 |
| 2 | 1:05.979 | +0.873 | 9:47:57.401 |
| 3 | 1:05.499 | +0.393 | 9:49:02.900 |
| 4 | 1:05.782 | +0.676 | 9:50:08.682 |
| 5 | 1:52.568 | +47.462 | 9:52:01.250 |



TAG Challenge International

IAME X30 Seniors & Masters

Salbris / France 1,495 Km

WARM UP qualified 1-28

2011-04-24 09:45

Practice (10:00 Time) started at 9:45:01

| Lap | Lap Tm | Diff | Time of Day |
|-----|-----------------|--------|-------------|
| 6 | 1:05.472 | +0.366 | 9:53:06.722 |
| 7 | 1:05.106 | | 9:54:11.828 |
| 8 | 1:05.106 | | 9:55:16.934 |

(248) Cedric Pernet

| Lap | Lap Tm | Diff | Time of Day |
|-----|-----------------|--------|-------------|
| 1 | 1:10.001 | +4.884 | 9:46:55.394 |
| 2 | 1:08.358 | +3.241 | 9:48:03.752 |
| 3 | 1:05.220 | +0.103 | 9:49:08.972 |
| 4 | 1:05.220 | +0.103 | 9:50:14.192 |
| 5 | 1:05.765 | +0.648 | 9:51:19.957 |
| 6 | 1:05.117 | | 9:52:25.074 |
| 7 | 1:05.242 | +0.125 | 9:53:30.316 |
| 8 | 1:05.145 | +0.028 | 9:54:35.461 |

(232) Jeoffrey Rouchy

| Lap | Lap Tm | Diff | Time of Day |
|-----|-----------------|---------|-------------|
| 1 | 1:10.053 | +4.896 | 9:47:11.636 |
| 2 | 1:06.233 | +1.076 | 9:48:17.869 |
| 3 | 1:05.511 | +0.354 | 9:49:23.380 |
| 4 | 1:05.164 | +0.007 | 9:50:28.544 |
| 5 | 1:45.792 | +40.635 | 9:52:14.336 |
| 6 | 1:07.069 | +1.912 | 9:53:21.405 |
| 7 | 1:05.157 | | 9:54:26.562 |
| 8 | 1:05.271 | +0.114 | 9:55:31.833 |

(252) Laurent Absolgne

| Lap | Lap Tm | Diff | Time of Day |
|-----|-----------------|-----------|-------------|
| 1 | 1:12.606 | +7.445 | 9:47:02.907 |
| 2 | 1:06.285 | +1.124 | 9:48:09.192 |
| 3 | 1:06.022 | +0.861 | 9:49:15.214 |
| 4 | 1:05.161 | | 9:50:20.375 |
| 5 | 2:26.858 | +1:21.697 | 9:52:47.233 |
| 6 | 1:07.543 | +2.382 | 9:53:54.776 |
| 7 | 1:05.490 | +0.329 | 9:55:00.266 |
| 8 | 1:05.370 | +0.209 | 9:56:05.636 |

(231) Gregoire Perocheau

| Lap | Lap Tm | Diff | Time of Day |
|-----|-----------------|--------|-------------|
| 1 | 1:10.325 | +5.122 | 9:46:50.024 |
| 2 | 1:07.258 | +2.055 | 9:47:57.282 |
| 3 | 1:06.818 | +1.615 | 9:49:04.100 |
| 4 | 1:05.763 | +0.560 | 9:50:09.863 |
| 5 | 1:05.595 | +0.392 | 9:51:15.458 |
| 6 | 1:05.234 | +0.031 | 9:52:20.692 |
| 7 | 1:05.203 | | 9:53:25.895 |
| 8 | 1:05.286 | +0.083 | 9:54:31.181 |

(236) Nicolas Perez

| Lap | Lap Tm | Diff | Time of Day |
|-----|-----------------|--------|-------------|
| 1 | 1:09.776 | +4.539 | 9:46:55.615 |
| 2 | 1:06.349 | +1.112 | 9:48:01.964 |
| 3 | 1:05.479 | +0.242 | 9:49:07.443 |
| 4 | 1:05.733 | +0.496 | 9:50:13.176 |
| 5 | 1:06.019 | +0.782 | 9:51:19.195 |
| 6 | 1:05.247 | +0.010 | 9:52:24.442 |
| 7 | 1:05.247 | +0.010 | 9:53:29.689 |
| 8 | 1:05.276 | +0.039 | 9:54:34.965 |
| 9 | 1:05.237 | | 9:55:40.202 |

(241) Brice Zyto

| Lap | Lap Tm | Diff | Time of Day |
|-----|-----------------|-----------|-------------|
| 1 | 1:10.436 | +5.139 | 9:46:48.903 |
| 2 | 1:07.046 | +1.749 | 9:47:55.949 |
| 3 | 1:05.861 | +0.564 | 9:49:01.810 |
| 4 | 1:05.297 | | 9:50:07.107 |
| 5 | 2:10.966 | +1:05.669 | 9:52:18.073 |
| 6 | 1:07.055 | +1.758 | 9:53:25.128 |
| 7 | 1:05.769 | +0.472 | 9:54:30.897 |
| 8 | 1:06.412 | +1.115 | 9:55:37.309 |

(230) Hakim Le Bon

| Lap | Lap Tm | Diff | Time of Day |
|-----|-----------------|--------|-------------|
| 1 | 1:08.851 | +3.550 | 9:47:31.050 |
| 2 | 1:06.176 | +0.875 | 9:48:37.226 |
| 3 | 1:05.476 | +0.175 | 9:49:42.702 |
| 4 | 1:05.301 | | 9:50:48.003 |
| 5 | 1:05.643 | +0.342 | 9:51:53.646 |
| 6 | 1:05.539 | +0.238 | 9:52:59.185 |

(223) David Villanueva

| Lap | Lap Tm | Diff | Time of Day |
|-----|-----------------|--------|-------------|
| 1 | 1:10.189 | +4.868 | 9:46:55.230 |
| 2 | 1:06.455 | +1.134 | 9:48:01.685 |
| 3 | 1:05.668 | +0.347 | 9:49:07.353 |
| 4 | 1:05.559 | +0.238 | 9:50:12.912 |
| 5 | 1:08.125 | +2.804 | 9:51:21.037 |
| 6 | 1:05.321 | | 9:52:26.358 |
| 7 | 1:05.583 | +0.262 | 9:53:31.941 |
| 8 | 1:05.654 | +0.333 | 9:54:37.595 |

(415) Luc Levevre

| Lap | Lap Tm | Diff | Time of Day |
|-----|-----------------|--------|-------------|
| 1 | 1:14.062 | +8.417 | 9:46:51.724 |
| 2 | 1:07.271 | +1.626 | 9:47:58.995 |
| 3 | 1:06.270 | +0.625 | 9:49:05.265 |
| 4 | 1:05.967 | +0.322 | 9:50:11.232 |
| 5 | 1:06.673 | +1.028 | 9:51:17.905 |
| 6 | 1:06.058 | +0.413 | 9:52:23.963 |
| 7 | 1:07.094 | +1.449 | 9:53:31.057 |
| 8 | 1:05.645 | | 9:54:36.702 |
| 9 | 1:07.351 | +1.706 | 9:55:44.053 |

| Lap | Lap Tm | Diff | Time of Day |
|-----|--------|------|-------------|
|-----|--------|------|-------------|



TAG Challenge International

IAME X30 Seniors & Masters

Salbris / France 1,495 Km

SECOND CHANCE HEAT

2011-04-24 10:30

Race (9 Laps) started at 10:35:40

| Pos | No. | Name | Nat. | Chassis | Race Team | Laps | Total Tm | Diff | Best Tm | In Lap | km/h | Points |
|-----|-----|-------------------------|------|----------|-------------------|------|-----------|--------|----------|--------|--------|--------|
| 1 | 245 | Antonin Bourgin | FRA | Merlin | Bourgin/WRS | 9 | 9:51.413 | | 1:04.812 | 8 | 83,040 | 0 |
| 2 | 213 | Edouard Chevalier | BEL | DR | Eurokarting | 9 | 9:51.845 | 0.432 | 1:04.532 | 8 | 83,400 | 0 |
| 3 | 244 | Dominik Siegenthaler | SUI | Tonykart | Wenker Racing | 9 | 9:52.075 | 0.662 | 1:04.791 | 8 | 83,067 | 0 |
| 4 | 239 | Mikael Vidal | FRA | Birel | WRS | 9 | 9:55.462 | 4.049 | 1:05.156 | 9 | 82,602 | 0 |
| 5 | 417 | Ludovic Breton | FRA | Kosmic | Ideal Kart | 9 | 9:55.949 | 4.536 | 1:05.331 | 8 | 82,380 | 0 |
| 6 | 237 | Paulo Jorge Mendes | POR | | Twinsport Import | 9 | 9:56.254 | 4.841 | 1:04.990 | 6 | 82,813 | 0 |
| 7 | 224 | Ignasi Calero Yanez | ESP | Energy | Energy Spain SL | 9 | 9:58.872 | 7.459 | 1:05.312 | 5 | 82,404 | 0 |
| 8 | 414 | Mario Barrios | PER | Gillard | PDB Racing Team | 9 | 9:59.715 | 8.302 | 1:05.461 | 5 | 82,217 | 0 |
| 9 | 412 | Philippe Pecheny | BEL | DR | Eurokarting.be | 9 | 9:59.823 | 8.410 | 1:05.396 | 9 | 82,299 | 0 |
| 10 | 416 | Christophe Simonaggio | FRA | Alpha | Alpha Karting | 9 | 10:03.707 | 12.294 | 1:05.887 | 8 | 81,685 | 0 |
| 11 | 228 | Giacomo Rossi | ITA | Zanardi | | 9 | 10:04.751 | 13.338 | 1:05.667 | 8 | 81,959 | 0 |
| 12 | 220 | Samantha Debrosavljevic | AUT | Zanardi | Chiesa Corsa | 9 | 10:12.836 | 21.423 | 1:06.393 | 7 | 81,063 | 0 |
| 13 | 411 | Luca Blasi | BEL | DR | Eurokarting.be | | 0.799 | 9 Laps | | 0 | - | 0 |
| 14 | 233 | Patrick Meister | GER | Top-Kart | Berner Kart Sport | | | | | 0 | - | 0 |

Not classified

| | | | | | | | | | | | | |
|----|-----|--------------|-----|-----|---------------------|---|----------|----|----------|---|--------|---|
| DQ | 211 | Dennis Menze | GER | TBA | H & R Spezialfedern | 1 | 1:11.324 | DQ | 1:10.401 | 1 | 76,448 | 0 |
|----|-----|--------------|-----|-----|---------------------|---|----------|----|----------|---|--------|---|

Announcements

These results are provisional until the conclusion of any judicial and technical matters

No. 211 black flag / reason regaining start position before redline

Pos. 1 to 6 go to the prefinal

Started: 15 Classified: 14 Not classified: 1

| Margin of Victory | Ø km/h | Best Lap Tm | km/h | Best Lap by |
|-------------------|--------|-------------|--------|-------------------------|
| 0.432 | 81,902 | 1:04.532 | 83,400 | 213 - Edouard Chevalier |

Timekeeping Ingrid and Meik Wagner:

Clerk of the course William Watte:

..www.mylaps.com

Steward (Chairman) Olivier Steveny:

Scrutineer Francois Lauer:

Licensed to: Motorsport Events

Printed: 2011-04-24 10:51:12

posted at: h



TAG Challenge International

IAME X30 Seniors & Masters

Salbris / France 1,495 Km

SECOND CHANCE HEAT

2011-04-24 10:30

Race (9 Laps) started at 10:35:40

| Lap | Lap Tm | Diff | Time of Day |
|------------------------------|-----------------|--------|--------------|
| (245) Antonin Bourgin | | | |
| 1 | 1:08.883 | +4.071 | 10:36:49.714 |
| 2 | 1:06.532 | +1.720 | 10:37:56.246 |
| 3 | 1:05.611 | +0.799 | 10:39:01.857 |
| 4 | 1:05.062 | +0.250 | 10:40:06.919 |
| 5 | 1:04.906 | +0.094 | 10:41:11.825 |
| 6 | 1:04.931 | +0.119 | 10:42:16.756 |
| 7 | 1:05.089 | +0.277 | 10:43:21.845 |
| 8 | 1:04.812 | | 10:44:26.657 |
| 9 | 1:05.478 | +0.666 | 10:45:32.135 |

| Lap | Lap Tm | Diff | Time of Day |
|--------------------------------|-----------------|--------|--------------|
| (213) Edouard Chevalier | | | |
| 1 | 1:09.891 | +5.359 | 10:36:51.059 |
| 2 | 1:06.237 | +1.705 | 10:37:57.296 |
| 3 | 1:05.291 | +0.759 | 10:39:02.587 |
| 4 | 1:05.008 | +0.476 | 10:40:07.595 |
| 5 | 1:04.801 | +0.269 | 10:41:12.396 |
| 6 | 1:04.755 | +0.223 | 10:42:17.151 |
| 7 | 1:05.335 | +0.803 | 10:43:22.486 |
| 8 | 1:04.532 | | 10:44:27.018 |
| 9 | 1:05.549 | +1.017 | 10:45:32.567 |

| Lap | Lap Tm | Diff | Time of Day |
|-----------------------------------|-----------------|--------|--------------|
| (244) Dominik Siegenthaler | | | |
| 1 | 1:09.374 | +4.583 | 10:36:50.153 |
| 2 | 1:05.909 | +1.118 | 10:37:56.062 |
| 3 | 1:06.036 | +1.245 | 10:39:02.098 |
| 4 | 1:05.139 | +0.348 | 10:40:07.237 |
| 5 | 1:04.916 | +0.125 | 10:41:12.153 |
| 6 | 1:04.908 | +0.117 | 10:42:17.061 |
| 7 | 1:05.593 | +0.802 | 10:43:22.654 |
| 8 | 1:04.791 | | 10:44:27.445 |
| 9 | 1:05.352 | +0.561 | 10:45:32.797 |

| Lap | Lap Tm | Diff | Time of Day |
|---------------------------|-----------------|--------|--------------|
| (239) Mikael Vidal | | | |
| 1 | 1:10.653 | +5.497 | 10:36:52.408 |
| 2 | 1:06.276 | +1.120 | 10:37:58.684 |
| 3 | 1:05.821 | +0.665 | 10:39:04.505 |
| 4 | 1:05.489 | +0.333 | 10:40:09.994 |
| 5 | 1:05.322 | +0.166 | 10:41:15.316 |
| 6 | 1:05.299 | +0.143 | 10:42:20.615 |
| 7 | 1:05.188 | +0.032 | 10:43:25.803 |
| 8 | 1:05.225 | +0.069 | 10:44:31.028 |
| 9 | 1:05.156 | | 10:45:36.184 |

| Lap | Lap Tm | Diff | Time of Day |
|-----------------------------|-----------------|--------|--------------|
| (417) Ludovic Breton | | | |
| 1 | 1:10.186 | +4.855 | 10:36:51.205 |
| 2 | 1:06.518 | +1.187 | 10:37:57.723 |
| 3 | 1:05.536 | +0.205 | 10:39:03.259 |
| 4 | 1:05.604 | +0.273 | 10:40:08.863 |
| 5 | 1:05.828 | +0.497 | 10:41:14.691 |
| 6 | 1:05.662 | +0.331 | 10:42:20.353 |
| 7 | 1:05.653 | +0.322 | 10:43:26.006 |
| 8 | 1:05.331 | | 10:44:31.337 |
| 9 | 1:05.334 | +0.003 | 10:45:36.671 |

| Lap | Lap Tm | Diff | Time of Day |
|---------------------------------|-----------------|--------|--------------|
| (237) Paulo Jorge Mendes | | | |
| 1 | 1:10.316 | +5.326 | 10:36:51.609 |
| 2 | 1:06.745 | +1.755 | 10:37:58.354 |
| 3 | 1:06.566 | +1.576 | 10:39:04.920 |
| 4 | 1:06.167 | +1.177 | 10:40:11.087 |
| 5 | 1:05.078 | +0.088 | 10:41:16.165 |
| 6 | 1:04.990 | | 10:42:21.155 |
| 7 | 1:05.109 | +0.119 | 10:43:26.264 |
| 8 | 1:05.321 | +0.331 | 10:44:31.585 |
| 9 | 1:05.391 | +0.401 | 10:45:36.976 |

| Lap | Lap Tm | Diff | Time of Day |
|----------------------------------|-----------------|--------|--------------|
| (224) Ignasi Calero Yanez | | | |
| 1 | 1:11.125 | +5.813 | 10:36:52.536 |
| 2 | 1:06.702 | +1.390 | 10:37:59.238 |
| 3 | 1:05.944 | +0.632 | 10:39:05.182 |
| 4 | 1:06.596 | +1.284 | 10:40:11.778 |
| 5 | 1:05.312 | | 10:41:17.090 |
| 6 | 1:05.731 | +0.419 | 10:42:22.821 |
| 7 | 1:05.814 | +0.502 | 10:43:28.635 |
| 8 | 1:05.531 | +0.219 | 10:44:34.166 |
| 9 | 1:05.428 | +0.116 | 10:45:39.594 |


| Lap | Lap Tm | Diff | Time of Day |
|----------------------------|-----------------|--------|--------------|
| (414) Mario Barrios | | | |
| 1 | 1:10.072 | +4.611 | 10:36:50.794 |
| 2 | 1:07.424 | +1.963 | 10:37:58.218 |
| 3 | 1:06.545 | +1.084 | 10:39:04.763 |
| 4 | 1:06.673 | +1.212 | 10:40:11.436 |
| 5 | 1:05.461 | | 10:41:16.897 |
| 6 | 1:05.765 | +0.304 | 10:42:22.662 |
| 7 | 1:06.241 | +0.780 | 10:43:28.903 |
| 8 | 1:05.723 | +0.262 | 10:44:34.626 |
| 9 | 1:05.811 | +0.350 | 10:45:40.437 |


| Lap | Lap Tm | Diff | Time of Day |
|-------------------------------|-----------------|--------|--------------|
| (412) Philippe Pecheny | | | |
| 1 | 1:11.154 | +5.758 | 10:36:52.252 |
| 2 | 1:08.305 | +2.909 | 10:38:00.557 |
| 3 | 1:05.767 | +0.371 | 10:39:06.324 |
| 4 | 1:05.783 | +0.387 | 10:40:12.107 |
| 5 | 1:06.153 | +0.757 | 10:41:18.260 |
| 6 | 1:05.806 | +0.410 | 10:42:24.066 |
| 7 | 1:05.629 | +0.233 | 10:43:29.695 |
| 8 | 1:05.454 | +0.058 | 10:44:35.149 |
| 9 | 1:05.396 | | 10:45:40.545 |

| Lap | Lap Tm | Diff | Time of Day |
|------------------------------------|-----------------|--------|--------------|
| (416) Christophe Simonaggio | | | |
| 1 | 1:11.491 | +5.604 | 10:36:52.894 |
| 2 | 1:06.950 | +1.063 | 10:37:59.844 |
| 3 | 1:06.307 | +0.420 | 10:39:06.151 |
| 4 | 1:06.888 | +1.001 | 10:40:13.039 |
| 5 | 1:06.144 | +0.257 | 10:41:19.183 |
| 6 | 1:06.467 | +0.580 | 10:42:25.650 |
| 7 | 1:06.375 | +0.488 | 10:43:32.025 |
| 8 | 1:05.887 | | 10:44:37.912 |
| 9 | 1:06.517 | +0.630 | 10:45:44.429 |

| Lap | Lap Tm | Diff | Time of Day |
|----------------------------|-----------------|--------|--------------|
| (228) Giacomo Rossi | | | |
| 1 | 1:14.878 | +9.211 | 10:36:57.095 |
| 2 | 1:06.429 | +0.762 | 10:38:03.524 |
| 3 | 1:06.631 | +0.964 | 10:39:10.155 |
| 4 | 1:06.160 | +0.493 | 10:40:16.315 |
| 5 | 1:06.021 | +0.354 | 10:41:22.336 |
| 6 | 1:05.740 | +0.073 | 10:42:28.076 |
| 7 | 1:05.694 | +0.027 | 10:43:33.770 |
| 8 | 1:05.667 | | 10:44:39.437 |
| 9 | 1:06.036 | +0.369 | 10:45:45.473 |

| Lap | Lap Tm | Diff | Time of Day |
|-------------------------------------|-----------------|--------|--------------|
| (220) Samantha Debrosavjevic | | | |
| 1 | 1:13.413 | +7.020 | 10:36:55.072 |
| 2 | 1:07.790 | +1.397 | 10:38:02.862 |
| 3 | 1:07.544 | +1.151 | 10:39:10.406 |
| 4 | 1:06.760 | +0.367 | 10:40:17.166 |
| 5 | 1:09.150 | +2.757 | 10:41:26.316 |
| 6 | 1:06.736 | +0.343 | 10:42:33.052 |
| 7 | 1:06.393 | | 10:43:39.445 |
| 8 | 1:07.037 | +0.644 | 10:44:46.482 |
| 9 | 1:07.076 | +0.683 | 10:45:53.558 |

Timekeeping Ingrid and Meik Wagner: 

Clerk of the course William Watte: 

www.mylaps.com

Steward (Chairman) Olivier Steveny:

Scrutineer Francois Lauer:

Licensed to: Motorsport Events

Tag Challenge International
Class: IAME X30 Seniors+Masters
Date/Time: 24-04-2011 12:00

Track: Salbris / France
Heat: Prefinal
Laps: 13

Edition 1

| | | | | | | |
|-------------------------|-----|----------------------------|----|--------------------|-----|----------------------------|
| Ludovic Breton | 417 | 2nd Chance 5 | 17 | Paulo Jorge Mendes | 237 | 2nd Chance 6 |
| | 33 | | | | 34 | |
| Dominik Siegenthaler | 244 | 2nd Chance 3 | 16 | Mikael Vidal | 239 | 2nd Chance 4 |
| | 31 | | | | 32 | |
| Antonin Bourgin | 245 | 2nd Chance 1 | 15 | Edouard Chevalier | 213 | 2nd Chance 2 |
| | 29 | | | | 30 | |
| Gregoire Perocheau | 231 | Points 43 Quali Rank 31 | 14 | Luc Levfevre | 415 | Points 43 Quali Rank 37 |
| | 27 | | | | 28 | |
| Joffrey De Narda | 216 | Points 38 Quali Rank 24 | 13 | David Villanueva | 223 | Points 41 Quali Rank 17 |
| | 25 | | | | 26 | |
| Cedric Pernet | 248 | Points 32 Quali Rank 27 | 12 | Quentin Rongier | 215 | Points 33 Quali Rank 18 |
| | 23 | | | | 24 | |
| Romain Mange | 250 | Points 30 Quali Rank 13 | 11 | Adrian Lafille | 240 | Points 31 Quali Rank 7 |
| | 21 | | | | 22 | |
| Jeffrey Rouchy | 232 | Points 28 Quali Rank 1 | 10 | John Barbe | 229 | Points 29 Quali Rank 14 |
| | 19 | | | | 20 | |
| Laurent Absologne | 252 | Points 26 Quali Rank 16 | 9 | Loris Aroumougom | 251 | Points 27 Quali Rank 33 |
| | 17 | | | | 18 | |
| Nicolas Perez | 236 | Points 25 Quali Rank 20 | 8 | Sebastien Pastorek | 222 | Points 25 Quali Rank 21 |
| | 15 | | | | 16 | |
| Nicolas Amiel | 238 | Points 24 Quali Rank 12 | 7 | Brice Zyto | 241 | Points 24 Quali Rank 29 |
| | 13 | | | | 14 | |
| Jeremy Peclers | 214 | Points 24 Quali Rank 9 | 6 | Johan Bourassin | 217 | Points 24 Quali Rank 10 |
| | 11 | | | | 12 | |
| Andrea Suau | 218 | Points 23 Quali Rank 8 | 5 | Lorenzo Vailati | 243 | Points 23 Quali Rank 23 |
| | 9 | | | | 10 | |
| Pierre Henri Janicaud | 246 | Points 20 Quali Rank 4 | 4 | Hakim Le Bon | 230 | Points 22 Quali Rank 22 |
| | 7 | | | | 8 | |
| Jeremy Lopes | 219 | Points 14 Quali Rank 26 | 3 | Cedric Magnet | 249 | Points 15 Quali Rank 3 |
| | 5 | | | | 6 | |
| Sebastien Le Gleuher | 235 | Points 9 Quali Rank 11 | 2 | Martin Vanhove | 212 | Points 10 Quali Rank 6 |
| | 3 | | | | 4 | |
| Javier Rodelas Castillo | 234 | Points 4 Quali Rank 2 | 1 | Steven Lesca | 225 | Points 4 Quali Rank 5 |
| | 1 | | | | 2 | |

Pole Position

Clerk of the course William Watte:

Stewards (Chairman) Olivier Steveny:

Scrutineer Francois Lauer:

Timekeeping Ingrid/Meik Wagner:



TAG Challenge International

IAME X30 Seniors & Masters

Salbris / France 1,495 Km

PRE-FINAL **-NEW-**

2011-04-24 12:00

Race (13 Laps) started at 12:03:21

| Pos | No. | Name | Nat. | Chassis | Race Team | Laps | Total Tm | Diff | Best Tm | In Lap | km/h | Points |
|----------------|-----|-------------------------|------|-------------|--------------------|------|-----------|--------|----------|--------|--------|--------|
| Masters | | | | | | | | | | | | |
| 1 | 417 | Ludovic Breton | FRA | Kosmic | Ideal Kart | 13 | 14:29.158 | | 1:05.446 | 7 | 82,236 | 34 |
| 2 | 415 | Luc Levfevre | BEL | Kosmic | RSD Karting | 13 | 14:33.147 | 3.989 | 1:05.742 | 4 | 81,865 | 33 |
| Seniors | | | | | | | | | | | | |
| 1 | 212 | Martin Vanhove | BEL | Intrepid | Eurokarting | 13 | 14:07.312 | | 1:04.331 | 8 | 83,661 | 34 |
| 2 | 219 | Jeremy Lopes | FRA | Tonykart | Suau Racing Kart | 13 | 14:07.699 | 0.387 | 1:04.518 | 8 | 83,419 | 33 |
| 3 | 218 | Andrea Suau | FRA | Tonykart | Suau Racing Kart | 13 | 14:08.575 | 1.263 | 1:04.432 | 8 | 83,530 | 32 |
| 4 | 234 | Javier Rodelas Castillo | ESP | Energy | Energy Spain SL | 13 | 14:08.791 | 1.479 | 1:04.784 | 4 | 83,076 | 31 |
| 5 | 225 | Steven Lesca | FRA | Tonykart | Karting Passion | 13 | 14:09.347 | 2.035 | 1:04.566 | 5 | 83,357 | 30 |
| 6 | 235 | Sebastien Le Gleuher | FRA | FA | Braun Racing | 13 | 14:09.934 | 2.622 | 1:04.675 | 5 | 83,216 | 29 |
| 7 | 246 | Pierre Henri Janicaud | FRA | Energy | MP Racing Kart | 13 | 14:10.153 | 2.841 | 1:04.586 | 5 | 83,331 | 28 |
| 8 | 249 | Cedric Magnet | FRA | Intrepid | Magnet | 13 | 14:10.184 | 2.872 | 1:04.721 | 9 | 83,157 | 27 |
| 9 | 238 | Nicolas Amiel | FRA | Alpha | Alpha Karting | 13 | 14:12.156 | 4.844 | 1:04.351 | 8 | 83,635 | 26 |
| 10 | 229 | John Barbe | FRA | Tecno | JBCompetition | 13 | 14:13.951 | 6.639 | 1:04.251 | 7 | 83,765 | 25 |
| 11 | 222 | Sebastien Pastorek | FRA | Energy | Team Jarousse | 13 | 14:14.235 | 6.923 | 1:04.504 | 8 | 83,437 | 24 |
| 12 | 236 | Nicolas Perez | FRA | Alpha | Alpha Karting | 13 | 14:14.777 | 7.465 | 1:04.699 | 7 | 83,185 | 23 |
| 13 | 250 | Romain Mange | FRA | Mirage | OKS | 13 | 14:15.082 | 7.770 | 1:04.655 | 9 | 83,242 | 22 |
| 14 | 214 | Jeremy Peclers | BEL | Kosmic | RSD Karting | 13 | 14:15.334 | 8.022 | 1:04.500 | 8 | 83,442 | 21 |
| 15 | 215 | Quentin Rongier | FRA | Tonykart | Suau Racing Kart | 13 | 14:15.635 | 8.323 | 1:04.318 | 7 | 83,678 | 20 |
| 16 | 217 | Johan Bourassin | FRA | Tonykart | | 13 | 14:15.965 | 8.653 | 1:04.502 | 9 | 83,439 | 19 |
| 17 | 216 | Joffrey De Narda | FRA | Kosmic | Ideal Kart | 13 | 14:16.894 | 9.582 | 1:04.525 | 9 | 83,410 | 18 |
| 18 | 251 | Loris Aroumougom | FRA | Techno | Tecno | 13 | 14:17.223 | 9.911 | 1:04.717 | 9 | 83,162 | 17 |
| 19 | 243 | Lorenzo Vailati | ITA | Tonykart | To Win Racing Team | 13 | 14:17.465 | 10.153 | 1:04.429 | 4 | 83,534 | 16 |
| 20 | 241 | Brice Zyto | FRA | FA Kart | Braun Racing | 13 | 14:23.122 | 15.810 | 1:04.952 | 9 | 82,861 | 15 |
| 21 | 244 | Dominik Siegenthaler | SUI | Tonykart | Wenker Racing | 13 | 14:23.256 | 15.944 | 1:04.761 | 9 | 83,106 | 14 |
| 22 | 231 | Gregoire Perocheau | FRA | Tony Kart | | 13 | 14:23.370 | 16.058 | 1:04.824 | 8 | 83,025 | 13 |
| 23 | 252 | Laurent Absologne | BEL | | | 13 | 14:24.680 | 17.368 | 1:05.159 | 4 | 82,598 | 12 |
| 24 | 237 | Paulo Jorge Mendes | POR | | Twinsport Import | 13 | 14:25.311 | 17.999 | 1:05.215 | 7 | 82,527 | 11 |
| 25 | 248 | Cedric Pernet | FRA | FA | Team Pernet Racing | 13 | 14:26.063 | 18.751 | 1:04.851 | 5 | 82,990 | 10 |
| 26 | 245 | Antonin Bourgin | FRA | Merlin | Bourgin/WRS | 13 | 14:29.863 | 22.551 | 1:04.988 | 10 | 82,815 | 9 |
| 27 | 223 | David Villanueva | ESP | Energy | Energy Spain SL | 13 | 14:30.325 | 23.013 | 1:04.777 | 4 | 83,085 | 8 |
| 28 | 239 | Mikael Vidal | FRA | Birel | WRS | 13 | 14:35.028 | 27.716 | 1:04.891 | 8 | 82,939 | 7 |
| 29 | 213 | Edouard Chevalier | BEL | DR | Eurokarting | 13 | 14:40.917 | 33.605 | 1:04.709 | 9 | 83,172 | 6 |
| 30 | 230 | Hakim Le Bon | FRA | Kosmic/Tony | Team Le Bon | 8 | 8:54.779 | 5 Laps | 1:04.869 | 7 | 82,967 | 5 |
| 31 | 232 | Jeoffrey Rouchy | FRA | Mirage | OKS | 5 | 5:37.174 | 8 Laps | 1:05.540 | 3 | 82,118 | 4 |

Not classified

Announcements

These results are provisional until the conclusion of any judicial and technical matters

Started: 34 Classified: 33 Not classified: 1

No. 239 time penalty 10 sec. / reason unfair driving

No. 240 excluded of Pre Final / reason technical non conformity

| Margin of Victory | Ø km/h | Best Lap Tm | km/h | Best Lap by |
|-------------------|--------|-------------|--------|------------------|
| 0.387 | 82,574 | 1:04.251 | 83,765 | 229 - John Barbe |

Timekeeping Ingrid and Meik Wagner:

Clerk of the course William Watte:

..www.mylaps.com

Steward (Chairman) Olivier Steveny:

Scrutineer Francois Lauer:

Licensed to: Motorsport Events



TAG Challenge International

IAME X30 Seniors & Masters

Salbris / France 1,495 Km

PRE-FINAL

2011-04-24 12:00

Race (13 Laps) started at 12:03:21

| Pos | No. | Name | Nat. | Chassis | Race Team | Laps | Total Tm | Diff | Best Tm | In Lap | km/h | Points |
|-----|-----|----------------|------|---------|---------------|------|-----------|------|----------|--------|--------|--------|
| DQ | 240 | Adrian Lafille | FRA | Alpha | Alpha Karting | 13 | 14:27.548 | DQ | 1:04.392 | 11 | 83,582 | 0 |

Announcements

These results are provisional until the conclusion of any judicial and technical matters

Started: 34 Classified: 33 Not classified: 1

No. 239 time penalty 10 sec. / reason unfair driving

No. 240 excluded of Pre Final / reason technical non conformity

| Margin of Victory | Ø km/h | Best Lap Tm | km/h | Best Lap by |
|-------------------|--------|-------------|--------|------------------|
| 0.387 | 82,574 | 1:04.251 | 83,765 | 229 - John Barbe |

Timekeeping Ingrid and Meik Wagner:

Clerk of the course William Watte:

..www.mylaps.com

Steward (Chairman) Olivier Steveny:

Scrutineer Francois Lauer:

Licensed to: Motorsport Events



TAG Challenge International

IAME X30 Seniors & Masters

Salbris / France 1,495 Km

PRE-FINAL

2011-04-24 12:00

Race (13 Laps) started at 12:03:21

| Lap | Lap Tm | Diff | Time of Day | Lap | Lap Tm | Diff | Time of Day | Lap | Lap Tm | Diff | Time of Day |
|--------------------------------------|----------|--------|--------------|------------------------------------|----------|--------|--------------|---------------------------------|----------|--------|--------------|
| (212) Martin Vanhove | | | | (235) Sebastien Le Gleuher | | | | (229) John Barbe | | | |
| 1 | 1:08.609 | +4.278 | 12:04:29.947 | 5 | 1:04.566 | | 12:08:50.158 | 11 | 1:04.630 | +0.279 | 12:15:21.593 |
| 2 | 1:06.182 | +1.851 | 12:05:36.129 | 6 | 1:04.791 | +0.225 | 12:09:54.949 | 12 | 1:05.468 | +1.117 | 12:16:27.061 |
| 3 | 1:05.174 | +0.843 | 12:06:41.303 | 7 | 1:04.868 | +0.302 | 12:10:59.817 | 13 | 1:06.129 | +1.778 | 12:17:33.190 |
| 4 | 1:04.638 | +0.307 | 12:07:45.941 | 8 | 1:04.649 | +0.083 | 12:12:04.466 | (229) John Barbe | | | |
| 5 | 1:04.598 | +0.267 | 12:08:50.539 | 9 | 1:04.608 | +0.042 | 12:13:09.074 | 1 | 1:11.909 | +7.658 | 12:04:34.557 |
| 6 | 1:04.620 | +0.289 | 12:09:55.159 | 10 | 1:04.799 | +0.233 | 12:14:13.873 | 2 | 1:05.933 | +1.682 | 12:05:40.490 |
| 7 | 1:04.492 | +0.161 | 12:10:59.651 | 11 | 1:05.279 | +0.713 | 12:15:19.152 | 3 | 1:05.313 | +1.062 | 12:06:45.803 |
| 8 | 1:04.331 | | 12:12:03.982 | 12 | 1:05.736 | +1.170 | 12:16:24.888 | 4 | 1:05.019 | +0.768 | 12:07:50.822 |
| 9 | 1:04.606 | +0.275 | 12:13:08.588 | 13 | 1:05.493 | +0.927 | 12:17:30.381 | 5 | 1:06.556 | +2.305 | 12:08:57.378 |
| 10 | 1:04.815 | +0.484 | 12:14:13.403 | (235) Sebastien Le Gleuher | | | | 6 | 1:04.441 | +0.190 | 12:10:01.819 |
| 11 | 1:05.043 | +0.712 | 12:15:18.446 | 1 | 1:08.150 | +3.475 | 12:04:29.286 | 7 | 1:04.251 | | 12:11:06.070 |
| 12 | 1:04.742 | +0.411 | 12:16:23.188 | 2 | 1:06.718 | +2.043 | 12:05:36.004 | 8 | 1:04.404 | +0.153 | 12:12:10.474 |
| 13 | 1:05.158 | +0.827 | 12:17:28.346 | 3 | 1:06.044 | +1.369 | 12:06:42.008 | 9 | 1:04.253 | +0.002 | 12:13:14.727 |
| (219) Jeremy Lopes | | | | 4 | 1:05.275 | +0.600 | 12:07:47.323 | 10 | 1:04.544 | +0.293 | 12:14:19.271 |
| 1 | 1:08.076 | +3.558 | 12:04:29.404 | 5 | 1:04.675 | | 12:08:51.998 | 11 | 1:04.525 | +0.274 | 12:15:23.796 |
| 2 | 1:06.005 | +1.487 | 12:05:35.409 | 6 | 1:04.831 | +0.156 | 12:09:56.829 | 12 | 1:06.328 | +2.077 | 12:16:30.124 |
| 3 | 1:05.217 | +0.699 | 12:06:40.626 | 7 | 1:04.819 | +0.144 | 12:11:01.648 | 13 | 1:04.861 | +0.610 | 12:17:34.985 |
| 4 | 1:04.602 | +0.084 | 12:07:45.228 | 8 | 1:04.741 | +0.066 | 12:12:06.389 | (222) Sebastien Pastorek | | | |
| 5 | 1:04.657 | +0.139 | 12:08:49.885 | 9 | 1:04.748 | +0.073 | 12:13:11.137 | 1 | 1:10.994 | +6.490 | 12:04:33.398 |
| 6 | 1:04.575 | +0.057 | 12:09:54.460 | 10 | 1:04.876 | +0.201 | 12:14:16.013 | 2 | 1:06.281 | +1.777 | 12:05:39.679 |
| 7 | 1:04.774 | +0.256 | 12:10:59.234 | 11 | 1:04.835 | +0.160 | 12:15:20.848 | 3 | 1:05.334 | +0.830 | 12:06:45.013 |
| 8 | 1:04.518 | | 12:12:03.752 | 12 | 1:04.986 | +0.311 | 12:16:25.834 | 4 | 1:05.035 | +0.531 | 12:07:50.048 |
| 9 | 1:04.682 | +0.164 | 12:13:08.434 | 13 | 1:05.134 | +0.459 | 12:17:30.968 | 5 | 1:05.423 | +0.919 | 12:08:55.471 |
| 10 | 1:04.808 | +0.290 | 12:14:13.242 | (246) Pierre Henri Janicaud | | | | 6 | 1:04.836 | +0.332 | 12:10:00.307 |
| 11 | 1:05.536 | +1.018 | 12:15:18.778 | 1 | 1:08.048 | +3.462 | 12:04:29.497 | 7 | 1:04.521 | +0.017 | 12:11:04.828 |
| 12 | 1:04.981 | +0.463 | 12:16:23.759 | 2 | 1:06.144 | +1.558 | 12:05:35.641 | 8 | 1:04.504 | | 12:12:09.332 |
| 13 | 1:04.974 | +0.456 | 12:17:28.733 | 3 | 1:05.317 | +0.731 | 12:06:40.958 | 9 | 1:04.695 | +0.191 | 12:13:14.027 |
| (218) Andrea Suau | | | | 4 | 1:04.827 | +0.241 | 12:07:45.785 | 10 | 1:04.623 | +0.119 | 12:14:18.650 |
| 1 | 1:09.685 | +5.253 | 12:04:31.370 | 5 | 1:04.586 | | 12:08:50.371 | 11 | 1:04.787 | +0.283 | 12:15:23.437 |
| 2 | 1:05.221 | +0.789 | 12:05:36.591 | 6 | 1:05.294 | +0.708 | 12:09:55.665 | 12 | 1:07.006 | +2.502 | 12:16:30.443 |
| 3 | 1:05.670 | +1.238 | 12:06:42.261 | 7 | 1:04.791 | +0.205 | 12:11:00.456 | 13 | 1:04.826 | +0.322 | 12:17:35.269 |
| 4 | 1:04.675 | +0.243 | 12:07:46.936 | 8 | 1:05.067 | +0.481 | 12:12:05.523 | (236) Nicolas Perez | | | |
| 5 | 1:04.480 | +0.048 | 12:08:51.416 | 9 | 1:04.638 | +0.052 | 12:13:10.161 | 1 | 1:09.671 | +4.972 | 12:04:31.862 |
| 6 | 1:04.545 | +0.113 | 12:09:55.961 | 10 | 1:04.697 | +0.111 | 12:14:14.858 | 2 | 1:05.276 | +0.577 | 12:05:37.138 |
| 7 | 1:04.743 | +0.311 | 12:11:00.704 | 11 | 1:04.810 | +0.224 | 12:15:19.668 | 3 | 1:06.591 | +1.892 | 12:06:43.729 |
| 8 | 1:04.432 | | 12:12:05.136 | 12 | 1:04.968 | +0.382 | 12:16:24.636 | 4 | 1:05.337 | +0.638 | 12:07:49.066 |
| 9 | 1:04.536 | +0.104 | 12:13:09.672 | 13 | 1:06.551 | +1.965 | 12:17:31.187 | 5 | 1:05.868 | +1.169 | 12:08:54.934 |
| 10 | 1:04.682 | +0.250 | 12:14:14.354 | (249) Cedric Magnet | | | | 6 | 1:04.726 | +0.027 | 12:09:59.660 |
| 11 | 1:05.041 | +0.609 | 12:15:19.395 | 1 | 1:08.578 | +3.857 | 12:04:30.131 | 7 | 1:04.699 | | 12:11:04.359 |
| 12 | 1:04.899 | +0.467 | 12:16:24.294 | 2 | 1:06.183 | +1.462 | 12:05:36.314 | 8 | 1:04.715 | +0.016 | 12:12:09.074 |
| 13 | 1:05.315 | +0.883 | 12:17:29.609 | 3 | 1:05.422 | +0.701 | 12:06:41.736 | 9 | 1:05.357 | +0.658 | 12:13:14.431 |
| (234) Javier Rodelas Castillo | | | | 4 | 1:04.988 | +0.267 | 12:07:46.724 | 10 | 1:05.102 | +0.403 | 12:14:19.533 |
| 1 | 1:07.441 | +2.657 | 12:04:28.475 | 5 | 1:05.026 | +0.305 | 12:08:51.750 | 11 | 1:04.915 | +0.216 | 12:15:24.448 |
| 2 | 1:05.478 | +0.694 | 12:05:33.953 | 6 | 1:05.276 | +0.555 | 12:09:57.026 | 12 | 1:06.355 | +1.656 | 12:16:30.803 |
| 3 | 1:04.985 | +0.201 | 12:06:38.938 | 7 | 1:04.921 | +0.200 | 12:11:01.947 | 13 | 1:05.008 | +0.309 | 12:17:35.811 |
| 4 | 1:04.784 | | 12:07:43.722 | 8 | 1:04.755 | +0.034 | 12:12:06.702 | (250) Romain Mange | | | |
| 5 | 1:04.890 | +0.106 | 12:08:48.612 | 9 | 1:04.721 | | 12:13:11.423 | 1 | 1:10.381 | +5.726 | 12:04:32.917 |
| 6 | 1:04.844 | +0.060 | 12:09:53.456 | 10 | 1:04.803 | +0.082 | 12:14:16.226 | 2 | 1:05.918 | +1.263 | 12:05:38.835 |
| 7 | 1:04.899 | +0.115 | 12:10:58.355 | 11 | 1:04.925 | +0.204 | 12:15:21.151 | 3 | 1:05.501 | +0.846 | 12:06:44.336 |
| 8 | 1:04.863 | +0.079 | 12:12:03.218 | 12 | 1:05.092 | +0.371 | 12:16:26.243 | 4 | 1:05.141 | +0.486 | 12:07:49.477 |
| 9 | 1:04.881 | +0.097 | 12:13:08.099 | 13 | 1:04.975 | +0.254 | 12:17:31.218 | 5 | 1:05.675 | +1.020 | 12:08:55.152 |
| 10 | 1:04.900 | +0.116 | 12:14:12.999 | (238) Nicolas Amiel | | | | 6 | 1:06.290 | +1.635 | 12:10:01.442 |
| 11 | 1:06.005 | +1.221 | 12:15:19.004 | 1 | 1:09.916 | +5.565 | 12:04:32.001 | 7 | 1:04.851 | +0.196 | 12:11:06.293 |
| 12 | 1:05.073 | +0.289 | 12:16:24.077 | 2 | 1:05.931 | +1.580 | 12:05:37.932 | 8 | 1:04.712 | +0.057 | 12:12:11.005 |
| 13 | 1:05.748 | +0.964 | 12:17:29.825 | 3 | 1:05.533 | +1.182 | 12:06:43.465 | 9 | 1:04.655 | | 12:13:15.660 |
| (225) Steven Lesca | | | | 4 | 1:05.267 | +0.916 | 12:07:48.732 | 10 | 1:04.701 | +0.046 | 12:14:20.361 |
| 1 | 1:07.917 | +3.351 | 12:04:29.155 | 5 | 1:05.577 | +1.226 | 12:08:54.309 | 11 | 1:04.701 | +0.046 | 12:15:25.062 |
| 2 | 1:06.006 | +1.440 | 12:05:35.161 | 6 | 1:04.723 | +0.372 | 12:09:59.032 | 12 | 1:05.971 | +1.316 | 12:16:31.033 |
| 3 | 1:05.606 | +1.040 | 12:06:40.767 | 7 | 1:04.505 | +0.154 | 12:11:03.537 | 13 | 1:05.083 | +0.428 | 12:17:36.116 |
| 4 | 1:04.825 | +0.259 | 12:07:45.592 | 8 | 1:04.351 | | 12:12:07.888 | (214) Jeremy Peclers | | | |
| | | | | 9 | 1:04.427 | +0.076 | 12:13:12.315 | 1 | 1:09.030 | +4.530 | 12:04:30.857 |
| | | | | 10 | 1:04.648 | +0.297 | 12:14:16.963 | | | | |



TAG Challenge International

IAME X30 Seniors & Masters

Salbris / France 1,495 Km

PRE-FINAL

2011-04-24 12:00

Race (13 Laps) started at 12:03:21

Table with 4 columns: Lap, Lap Tm, Diff, Time of Day. Rows 2-13.

(215) Quentin Rongier

Table with 4 columns: Lap, Lap Tm, Diff, Time of Day. Rows 1-13.

(217) Johan Bourassin

Table with 4 columns: Lap, Lap Tm, Diff, Time of Day. Rows 1-13.

(216) Joffrey De Narda

Table with 4 columns: Lap, Lap Tm, Diff, Time of Day. Rows 1-13.

(251) Loris Aroumougom

Table with 4 columns: Lap, Lap Tm, Diff, Time of Day. Rows 1-7.

Table with 4 columns: Lap, Lap Tm, Diff, Time of Day. Rows 8-13.

(243) Lorenzo Vailati

Table with 4 columns: Lap, Lap Tm, Diff, Time of Day. Rows 1-13.

(241) Brice Zyto

Table with 4 columns: Lap, Lap Tm, Diff, Time of Day. Rows 1-13.

(244) Dominik Siegenthaler

Table with 4 columns: Lap, Lap Tm, Diff, Time of Day. Rows 1-13.

(231) Gregoire Perocheau

Table with 4 columns: Lap, Lap Tm, Diff, Time of Day. Rows 1-13.

Table with 4 columns: Lap, Lap Tm, Diff, Time of Day. Rows (252) Laurent Absolgne 1-13.

(239) Mikael Vidal

Table with 4 columns: Lap, Lap Tm, Diff, Time of Day. Rows 1-13.

(237) Paulo Jorge Mendes

Table with 4 columns: Lap, Lap Tm, Diff, Time of Day. Rows 1-13.

(248) Cedric Pernet

Table with 4 columns: Lap, Lap Tm, Diff, Time of Day. Rows 1-13.

(240) Adrian Lafille

Table with 4 columns: Lap, Lap Tm, Diff, Time of Day. Rows 1-4.

Timekeeping Ingrid and Meik Wagner:

[Signature]

Clerk of the course William Watte:

[Signature]

www.mylaps.com

Steward (Chairman) Olivier Stevny:

Scrutineer Francois Lauer:

Licensed to: Motorsport Events

TAG Challenge International

IAME X30 Seniors & Masters

Salbris / France 1,495 Km

PRE-FINAL

2011-04-24 12:00

Race (13 Laps) started at 12:03:21

| Lap | Lap Tm | Diff | Time of Day |
|-----|-----------------|--------|--------------|
| 5 | 1:06.543 | +2.151 | 12:08:57.052 |
| 6 | 1:04.893 | +0.501 | 12:10:01.945 |
| 7 | 1:04.796 | +0.404 | 12:11:06.741 |
| 8 | 1:13.741 | +9.349 | 12:12:20.482 |
| 9 | 1:05.519 | +1.127 | 12:13:26.001 |
| 10 | 1:04.440 | +0.048 | 12:14:30.441 |
| 11 | 1:04.392 | | 12:15:34.833 |
| 12 | 1:09.155 | +4.763 | 12:16:43.988 |
| 13 | 1:04.594 | +0.202 | 12:17:48.582 |

(417) Ludovic Breton

| | | | |
|----|-----------------|--------|--------------|
| 1 | 1:13.316 | +7.870 | 12:04:36.921 |
| 2 | 1:07.813 | +2.367 | 12:05:44.734 |
| 3 | 1:06.253 | +0.807 | 12:06:50.987 |
| 4 | 1:05.494 | +0.048 | 12:07:56.481 |
| 5 | 1:05.865 | +0.419 | 12:09:02.346 |
| 6 | 1:05.790 | +0.344 | 12:10:08.136 |
| 7 | 1:05.446 | | 12:11:13.582 |
| 8 | 1:06.121 | +0.675 | 12:12:19.703 |
| 9 | 1:06.124 | +0.678 | 12:13:25.827 |
| 10 | 1:05.761 | +0.315 | 12:14:31.588 |
| 11 | 1:05.644 | +0.198 | 12:15:37.232 |
| 12 | 1:07.051 | +1.605 | 12:16:44.283 |
| 13 | 1:05.909 | +0.463 | 12:17:50.192 |

(245) Antonin Bourgin

| | | | |
|----|-----------------|--------|--------------|
| 1 | 1:11.863 | +6.875 | 12:04:34.993 |
| 2 | 1:09.156 | +4.168 | 12:05:44.149 |
| 3 | 1:05.474 | +0.486 | 12:06:49.623 |
| 4 | 1:12.091 | +7.103 | 12:08:01.714 |
| 5 | 1:05.480 | +0.492 | 12:09:07.194 |
| 6 | 1:05.132 | +0.144 | 12:10:12.326 |
| 7 | 1:05.502 | +0.514 | 12:11:17.828 |
| 8 | 1:05.741 | +0.753 | 12:12:23.569 |
| 9 | 1:05.994 | +1.006 | 12:13:29.563 |
| 10 | 1:04.988 | | 12:14:34.551 |
| 11 | 1:05.398 | +0.410 | 12:15:39.949 |
| 12 | 1:05.855 | +0.867 | 12:16:45.804 |
| 13 | 1:05.093 | +0.105 | 12:17:50.897 |

(223) David Villanueva

| | | | |
|----|-----------------|--------|--------------|
| 1 | 1:11.407 | +6.630 | 12:04:34.355 |
| 2 | 1:06.037 | +1.260 | 12:05:40.392 |
| 3 | 1:06.893 | +2.116 | 12:06:47.285 |
| 4 | 1:04.777 | | 12:07:52.062 |
| 5 | 1:05.938 | +1.161 | 12:08:58.000 |
| 6 | 1:13.265 | +8.488 | 12:10:11.265 |
| 7 | 1:04.989 | +0.212 | 12:11:16.254 |
| 8 | 1:06.130 | +1.353 | 12:12:22.384 |
| 9 | 1:05.944 | +1.167 | 12:13:28.328 |
| 10 | 1:05.990 | +1.213 | 12:14:34.318 |
| 11 | 1:05.982 | +1.205 | 12:15:40.300 |
| 12 | 1:05.609 | +0.832 | 12:16:45.909 |
| 13 | 1:05.450 | +0.673 | 12:17:51.359 |

(415) Luc Levfevre

| | | | |
|----|-----------------|--------|--------------|
| 1 | 1:12.505 | +6.763 | 12:04:35.880 |
| 2 | 1:07.896 | +2.154 | 12:05:43.776 |
| 3 | 1:06.861 | +1.119 | 12:06:50.637 |
| 4 | 1:05.742 | | 12:07:56.379 |
| 5 | 1:06.423 | +0.681 | 12:09:02.802 |
| 6 | 1:06.598 | +0.856 | 12:10:09.400 |
| 7 | 1:06.332 | +0.590 | 12:11:15.732 |
| 8 | 1:06.392 | +0.650 | 12:12:22.124 |
| 9 | 1:06.927 | +1.185 | 12:13:29.051 |
| 10 | 1:06.041 | +0.299 | 12:14:35.092 |

| Lap | Lap Tm | Diff | Time of Day |
|-----|----------|--------|--------------|
| 11 | 1:06.030 | +0.288 | 12:15:41.122 |
| 12 | 1:06.855 | +1.113 | 12:16:47.977 |
| 13 | 1:06.204 | +0.462 | 12:17:54.181 |

(213) Edouard Chevalier

| | | | |
|----|-----------------|---------|--------------|
| 1 | 1:11.725 | +7.016 | 12:04:35.120 |
| 2 | 1:07.345 | +2.636 | 12:05:42.465 |
| 3 | 1:05.514 | +0.805 | 12:06:47.979 |
| 4 | 1:06.936 | +2.227 | 12:07:54.915 |
| 5 | 1:05.009 | +0.300 | 12:08:59.924 |
| 6 | 1:05.858 | +1.149 | 12:10:05.782 |
| 7 | 1:04.756 | +0.047 | 12:11:10.538 |
| 8 | 1:04.791 | +0.082 | 12:12:15.329 |
| 9 | 1:04.709 | | 12:13:20.038 |
| 10 | 1:05.370 | +0.661 | 12:14:25.408 |
| 11 | 1:05.876 | +1.167 | 12:15:31.284 |
| 12 | 1:25.226 | +20.517 | 12:16:56.510 |
| 13 | 1:05.441 | +0.732 | 12:18:01.951 |

(230) Hakim Le Bon

| | | | |
|---|-----------------|--------|--------------|
| 1 | 1:09.958 | +5.089 | 12:04:31.705 |
| 2 | 1:06.738 | +1.869 | 12:05:38.443 |
| 3 | 1:07.088 | +2.219 | 12:06:45.531 |
| 4 | 1:05.574 | +0.705 | 12:07:51.105 |
| 5 | 1:07.984 | +3.115 | 12:08:59.089 |
| 6 | 1:05.847 | +0.978 | 12:10:04.936 |
| 7 | 1:04.869 | | 12:11:09.805 |
| 8 | 1:06.008 | +1.139 | 12:12:15.813 |

(232) Jeffrey Rouchy

| | | | |
|---|-----------------|--------|--------------|
| 1 | 1:10.323 | +4.783 | 12:04:32.733 |
| 2 | 1:05.866 | +0.326 | 12:05:38.599 |
| 3 | 1:05.540 | | 12:06:44.139 |
| 4 | 1:06.252 | +0.712 | 12:07:50.391 |
| 5 | 1:07.817 | +2.277 | 12:08:58.208 |

Lap Lap Tm Diff Time of Day

Tag Challenge International
 Class: IAME X30 Seniors+Masters
 Date/Time: 24-04-2011 15:00

Track: Salbris / France
 Heat: Final
 Laps: 16

Edition 2

| | | |
|-----------------------|------------|--------------------------|
| Jeffrey Rouchy | 232 | Laps 5 Tm. 5:37.174 |
| | 33 | |
| Edouard Chevalier | 213 | Laps 13 Tm. 14:40.917 |
| | 31 | |
| Luc Levfevre | 415 | Laps 13 Tm. 14:33.147 |
| | 29 | |
| Antonin Bourgin | 245 | Laps 13 Tm. 14:29.863 |
| | 27 | |
| Cedric Pernet | 248 | Laps 13 Tm. 14:26.063 |
| | 25 | |
| Laurent Absologne | 252 | Laps 13 Tm. 14:24.680 |
| | 23 | |
| Dominik Siegenthaler | 244 | Laps 13 Tm. 14:23.256 |
| | 21 | |
| Lorenzo Vailati | 243 | Laps 13 Tm. 14:17.465 |
| | 19 | |
| Joffrey De Narda | 216 | Laps 13 Tm. 14:16.894 |
| | 17 | |
| Quentin Rongier | 215 | Laps 13 Tm. 14:15.635 |
| | 15 | |
| Romain Mange | 250 | Laps 13 Tm. 14:15.082 |
| | 13 | |
| Sebastien Pastorek | 222 | Laps 13 Tm. 14:14.235 |
| | 11 | |
| Nicolas Amiel | 238 | Laps 13 Tm. 14:12.156 |
| | 9 | |
| Pierre Henri Janicaud | 246 | Laps 13 Tm. 14:10.153 |
| | 7 | |
| Steven Lesca | 225 | Laps 13 Tm. 14:09.347 |
| | 5 | |
| Andrea Suau | 218 | Laps 13 Tm. 14:08.575 |
| | 3 | |
| Martin Vanhove | 212 | Laps 13 Tm. 14:07.312 |
| | 1 | |

Pole Position

| | | | |
|----|-------------------------|------------|--------------------------|
| 17 | Adrian Lafille | 240 | Laps DQ Tm. DQ |
| | | 34 | |
| 16 | Hakim Le Bon | 230 | Laps 8 Tm. 8:54.779 |
| | | 32 | |
| 15 | Mikael Vidal | 239 | Laps 13 Tm. 14:35.028 |
| | | 30 | |
| 14 | David Villanueva | 223 | Laps 13 Tm. 14:30.325 |
| | | 28 | |
| 13 | Ludovic Breton | 417 | Laps 13 Tm. 14:29.158 |
| | | 26 | |
| 12 | Paulo Jorge Mendes | 237 | Laps 13 Tm. 14:25.311 |
| | | 24 | |
| 11 | Gregoire Perocheau | 231 | Laps 13 Tm. 14:23.370 |
| | | 22 | |
| 10 | Brice Zyto | 241 | Laps 13 Tm. 14:23.122 |
| | | 20 | |
| 9 | Loris Aroumougom | 251 | Laps 13 Tm. 14:17.223 |
| | | 18 | |
| 8 | Johan Bourassin | 217 | Laps 13 Tm. 14:15.965 |
| | | 16 | |
| 7 | Jeremy Peclers | 214 | Laps 13 Tm. 14:15.334 |
| | | 14 | |
| 6 | Nicolas Perez | 236 | Laps 13 Tm. 14:14.777 |
| | | 12 | |
| 5 | John Barbe | 229 | Laps 13 Tm. 14:13.951 |
| | | 10 | |
| 4 | Cedric Magnet | 249 | Laps 13 Tm. 14:10.184 |
| | | 8 | |
| 3 | Sebastien Le Gleuher | 235 | Laps 13 Tm. 14:09.934 |
| | | 6 | |
| 2 | Javier Rodelas Castillo | 234 | Laps 13 Tm. 14:08.791 |
| | | 4 | |
| 1 | Jeremy Lopes | 219 | Laps 13 Tm. 14:07.699 |
| | | 2 | |

Row

Clerk of the course William Watte:

Scrutineer Francois Lauer:

Stewards (Chairman) Olivier Steveny:

Timekeeping Ingrid/Meik Wagner:



TAG Challenge International

IAME X30 Seniors & Masters

Salbris / France 1,495 Km

FINAL

2011-04-24 15:00

Race (16 Laps) started at 15:09:40

| Pos | No. | Name | Nat. | Chassis | Race Team | Laps | Total Tm | Diff | Best Tm | In Lap | km/h | Points |
|----------------|-----|-------------------------|------|-------------|--------------------|------|-----------|---------|----------|--------|--------|--------|
| Masters | | | | | | | | | | | | |
| 1 | 415 | Luc Levfevre | BEL | Kosmic | RSD Karting | 16 | 17:38.074 | | 1:04.819 | 10 | 83,031 | 55 |
| 2 | 417 | Ludovic Breton | FRA | Kosmic | Ideal Kart | 16 | 17:43.941 | 5.867 | 1:05.293 | 12 | 82,428 | 52 |
| Seniors | | | | | | | | | | | | |
| 1 | 235 | Sebastien Le Gleuher | FRA | FA | Braun Racing | 16 | 17:16.994 | | 1:04.157 | 7 | 83,888 | 55 |
| 2 | 212 | Martin Vanhove | BEL | Intrepid | Eurokarting | 16 | 17:17.388 | 0.394 | 1:04.222 | 16 | 83,803 | 52 |
| 3 | 219 | Jeremy Lopes | FRA | Tonykart | Suau Racing Kart | 16 | 17:17.956 | 0.962 | 1:04.318 | 7 | 83,678 | 50 |
| 4 | 214 | Jeremy Peclers | BEL | Kosmic | RSD Karting | 16 | 17:18.278 | 1.284 | 1:04.087 | 11 | 83,980 | 49 |
| 5 | 222 | Sebastien Pastorek | FRA | Energy | Team Jarousse | 16 | 17:20.379 | 3.385 | 1:03.995 | 9 | 84,100 | 48 |
| 6 | 234 | Javier Rodelas Castillo | ESP | Energy | Energy Spain SL | 16 | 17:22.205 | 5.211 | 1:04.454 | 15 | 83,501 | 47 |
| 7 | 236 | Nicolas Perez | FRA | Alpha | Alpha Karting | 16 | 17:22.519 | 5.525 | 1:04.461 | 9 | 83,492 | 46 |
| 8 | 251 | Loris Aroumougom | FRA | Techno | Tecno | 16 | 17:23.002 | 6.008 | 1:04.226 | 9 | 83,798 | 45 |
| 9 | 232 | Jeoffrey Rouchy | FRA | Mirage | OKS | 16 | 17:23.401 | 6.407 | 1:04.235 | 7 | 83,786 | 44 |
| 10 | 215 | Quentin Rongier | FRA | Tonykart | Suau Racing Kart | 16 | 17:23.690 | 6.696 | 1:04.324 | 15 | 83,670 | 43 |
| 11 | 229 | John Barbe | FRA | Tecno | JBCompetition | 16 | 17:24.558 | 7.564 | 1:04.378 | 14 | 83,600 | 42 |
| 12 | 241 | Brice Zyto | FRA | FA Kart | Braun Racing | 16 | 17:25.054 | 8.060 | 1:04.207 | 15 | 83,823 | 41 |
| 13 | 240 | Adrian Lafille | FRA | Alpha | Alpha Karting | 16 | 17:27.061 | 10.067 | 1:04.147 | 9 | 83,901 | 40 |
| 14 | 238 | Nicolas Amiel | FRA | Alpha | Alpha Karting | 16 | 17:27.094 | 10.100 | 1:04.084 | 14 | 83,984 | 39 |
| 15 | 225 | Steven Lesca | FRA | Tonykart | Karting Passion | 16 | 17:27.979 | 10.985 | 1:04.163 | 14 | 83,880 | 38 |
| 16 | 249 | Cedric Magnet | FRA | Intrepid | Magnet | 16 | 17:30.859 | 13.865 | 1:04.854 | 3 | 82,986 | 37 |
| 17 | 218 | Andrea Suau | FRA | Tonykart | Suau Racing Kart | 16 | 17:31.236 | 14.242 | 1:04.506 | 14 | 83,434 | 36 |
| 18 | 243 | Lorenzo Vailati | ITA | Tonykart | To Win Racing Team | 16 | 17:31.668 | 14.674 | 1:04.506 | 8 | 83,434 | 35 |
| 19 | 216 | Joffrey De Narda | FRA | Kosmic | Ideal Kart | 16 | 17:32.493 | 15.499 | 1:04.452 | 11 | 83,504 | 34 |
| 20 | 213 | Edouard Chevalier | BEL | DR | Eurokarting | 16 | 17:33.128 | 16.134 | 1:04.460 | 16 | 83,494 | 33 |
| 21 | 239 | Mikael Vidal | FRA | Birel | WRS | 16 | 17:33.668 | 16.674 | 1:04.743 | 16 | 83,129 | 32 |
| 22 | 231 | Gregoire Perocheau | FRA | Tony Kart | | 16 | 17:33.896 | 16.902 | 1:04.617 | 14 | 83,291 | 31 |
| 23 | 223 | David Villanueva | ESP | Energy | Energy Spain SL | 16 | 17:34.800 | 17.806 | 1:04.624 | 9 | 83,282 | 30 |
| 24 | 244 | Dominik Siegenthaler | SUI | Tonykart | Wenker Racing | 16 | 17:35.058 | 18.064 | 1:04.836 | 11 | 83,009 | 29 |
| 25 | 252 | Laurent Absologne | BEL | | | 16 | 17:38.253 | 21.259 | 1:04.250 | 8 | 83,767 | 28 |
| 26 | 230 | Hakim Le Bon | FRA | Kosmic/Tony | Team Le Bon | 16 | 17:40.628 | 23.634 | 1:04.575 | 15 | 83,345 | 27 |
| 27 | 245 | Antonin Bourgin | FRA | Merlin | Bourgin/WRS | 16 | 17:41.052 | 24.058 | 1:04.776 | 15 | 83,086 | 26 |
| 28 | 246 | Pierre Henri Janicaud | FRA | Energy | MP Racing Kart | 16 | 17:42.934 | 25.940 | 1:04.552 | 7 | 83,375 | 25 |
| 29 | 248 | Cedric Pernet | FRA | FA | Team Pernet Racing | 16 | 17:48.363 | 31.369 | 1:05.131 | 10 | 82,633 | 24 |
| 30 | 217 | Johan Bourassin | FRA | Tonykart | | 12 | 13:03.006 | 4 Laps | 1:04.270 | 8 | 83,740 | 23 |
| 31 | 250 | Romain Mange | FRA | Mirage | OKS | 9 | 9:59.452 | 7 Laps | 1:04.220 | 6 | 83,806 | 22 |
| 32 | 237 | Paulo Jorge Mendes | POR | | Twinsport Import | | 1.368 | 16 Laps | | 0 | - | 21 |

Announcements

These results are provisional until the conclusion of any judicial and technical matters

Started: 34 Classified: 34 Not classified: 0

| Margin of Victory | Ø km/h | Best Lap Tm | km/h | Best Lap by |
|-------------------|--------|-------------|--------|--------------------------|
| 0.394 | 83,040 | 1:03.995 | 84,100 | 222 - Sebastien Pastorek |

Timekeeping Ingrid and Meik Wagner:

Clerk of the course William Watte:

..www.mylaps.com

Steward (Chairman) Olivier Steveny:

Scrutineer Francois Lauer:

Licensed to: Motorsport Events



TAG Challenge International

IAME X30 Seniors & Masters

Salbris / France 1,495 Km

FINAL

2011-04-24 15:00

Race (16 Laps) started at 15:09:40

| Lap | Lap Tm | Diff | Time of Day |
|-----------------------------------|-----------------|--------|--------------|
| (235) Sebastien Le Gleuher | | | |
| 1 | 1:07.437 | +3.280 | 15:10:48.674 |
| 2 | 1:05.304 | +1.147 | 15:11:53.978 |
| 3 | 1:04.563 | +0.406 | 15:12:58.541 |
| 4 | 1:04.822 | +0.665 | 15:14:03.363 |
| 5 | 1:05.187 | +1.030 | 15:15:08.550 |
| 6 | 1:04.559 | +0.402 | 15:16:13.109 |
| 7 | 1:04.157 | | 15:17:17.266 |
| 8 | 1:04.563 | +0.406 | 15:18:21.829 |
| 9 | 1:04.341 | +0.184 | 15:19:26.170 |
| 10 | 1:04.504 | +0.347 | 15:20:30.674 |
| 11 | 1:04.343 | +0.186 | 15:21:35.017 |
| 12 | 1:04.351 | +0.194 | 15:22:39.368 |
| 13 | 1:04.905 | +0.748 | 15:23:44.273 |
| 14 | 1:05.174 | +1.017 | 15:24:49.447 |
| 15 | 1:04.267 | +0.110 | 15:25:53.714 |
| 16 | 1:04.204 | +0.047 | 15:26:57.918 |

| Lap | Lap Tm | Diff | Time of Day |
|-----------------------------|-----------------|--------|--------------|
| (212) Martin Vanhove | | | |
| 1 | 1:06.657 | +2.435 | 15:10:47.581 |
| 2 | 1:05.490 | +1.268 | 15:11:53.071 |
| 3 | 1:05.173 | +0.951 | 15:12:58.244 |
| 4 | 1:05.344 | +1.122 | 15:14:03.588 |
| 5 | 1:05.097 | +0.875 | 15:15:08.685 |
| 6 | 1:04.615 | +0.393 | 15:16:13.300 |
| 7 | 1:04.309 | +0.087 | 15:17:17.609 |
| 8 | 1:04.530 | +0.308 | 15:18:22.139 |
| 9 | 1:04.245 | +0.023 | 15:19:26.384 |
| 10 | 1:04.419 | +0.197 | 15:20:30.803 |
| 11 | 1:04.461 | +0.239 | 15:21:35.264 |
| 12 | 1:04.378 | +0.156 | 15:22:39.642 |
| 13 | 1:04.599 | +0.377 | 15:23:44.241 |
| 14 | 1:05.472 | +1.250 | 15:24:49.713 |
| 15 | 1:04.377 | +0.155 | 15:25:54.090 |
| 16 | 1:04.222 | | 15:26:58.312 |

| Lap | Lap Tm | Diff | Time of Day |
|---------------------------|-----------------|--------|--------------|
| (219) Jeremy Lopes | | | |
| 1 | 1:08.102 | +3.784 | 15:10:49.101 |
| 2 | 1:05.269 | +0.951 | 15:11:54.370 |
| 3 | 1:04.853 | +0.535 | 15:12:59.223 |
| 4 | 1:05.865 | +1.547 | 15:14:05.088 |
| 5 | 1:04.577 | +0.259 | 15:15:09.665 |
| 6 | 1:04.610 | +0.292 | 15:16:14.275 |
| 7 | 1:04.318 | | 15:17:18.593 |
| 8 | 1:04.330 | +0.012 | 15:18:22.923 |
| 9 | 1:04.332 | +0.014 | 15:19:27.255 |
| 10 | 1:04.400 | +0.082 | 15:20:31.655 |
| 11 | 1:04.363 | +0.045 | 15:21:36.018 |
| 12 | 1:04.324 | +0.006 | 15:22:40.342 |
| 13 | 1:05.195 | +0.877 | 15:23:45.537 |
| 14 | 1:04.433 | +0.115 | 15:24:49.970 |
| 15 | 1:04.430 | +0.112 | 15:25:54.400 |
| 16 | 1:04.480 | +0.162 | 15:26:58.880 |

| Lap | Lap Tm | Diff | Time of Day |
|-----------------------------|----------|--------|--------------|
| (214) Jeremy Peclers | | | |
| 1 | 1:08.415 | +4.328 | 15:10:50.116 |
| 2 | 1:05.164 | +1.077 | 15:11:55.280 |
| 3 | 1:04.905 | +0.818 | 15:13:00.185 |
| 4 | 1:05.263 | +1.176 | 15:14:05.448 |
| 5 | 1:04.384 | +0.297 | 15:15:09.832 |
| 6 | 1:05.777 | +1.690 | 15:16:15.609 |
| 7 | 1:04.111 | +0.024 | 15:17:19.720 |
| 8 | 1:04.184 | +0.097 | 15:18:23.904 |
| 9 | 1:04.205 | +0.118 | 15:19:28.109 |
| 10 | 1:04.105 | +0.018 | 15:20:32.214 |

| Lap | Lap Tm | Diff | Time of Day |
|-----|-----------------|--------|--------------|
| 11 | 1:04.087 | | 15:21:36.301 |
| 12 | 1:04.196 | +0.109 | 15:22:40.497 |
| 13 | 1:05.195 | +1.108 | 15:23:45.692 |
| 14 | 1:04.455 | +0.368 | 15:24:50.147 |
| 15 | 1:04.414 | +0.327 | 15:25:54.561 |
| 16 | 1:04.641 | +0.554 | 15:26:59.202 |

| Lap | Lap Tm | Diff | Time of Day |
|---------------------------------|-----------------|--------|--------------|
| (222) Sebastien Pastorek | | | |
| 1 | 1:09.875 | +5.880 | 15:10:51.475 |
| 2 | 1:07.186 | +3.191 | 15:11:58.661 |
| 3 | 1:05.012 | +1.017 | 15:13:03.673 |
| 4 | 1:05.127 | +1.132 | 15:14:08.800 |
| 5 | 1:04.372 | +0.377 | 15:15:13.172 |
| 6 | 1:04.423 | +0.428 | 15:16:17.595 |
| 7 | 1:04.965 | +0.970 | 15:17:22.560 |
| 8 | 1:04.836 | +0.841 | 15:18:27.396 |
| 9 | 1:03.995 | | 15:19:31.391 |
| 10 | 1:04.183 | +0.188 | 15:20:35.574 |
| 11 | 1:04.142 | +0.147 | 15:21:39.716 |
| 12 | 1:04.731 | +0.736 | 15:22:44.447 |
| 13 | 1:04.468 | +0.473 | 15:23:48.915 |
| 14 | 1:04.161 | +0.166 | 15:24:53.076 |
| 15 | 1:04.202 | +0.207 | 15:25:57.278 |
| 16 | 1:04.025 | +0.030 | 15:27:01.303 |

| Lap | Lap Tm | Diff | Time of Day |
|--------------------------------------|-----------------|--------|--------------|
| (234) Javier Rodelas Castillo | | | |
| 1 | 1:08.787 | +4.333 | 15:10:49.867 |
| 2 | 1:05.301 | +0.847 | 15:11:55.168 |
| 3 | 1:05.491 | +1.037 | 15:13:00.659 |
| 4 | 1:05.685 | +1.231 | 15:14:06.344 |
| 5 | 1:04.462 | +0.008 | 15:15:10.806 |
| 6 | 1:05.298 | +0.844 | 15:16:16.104 |
| 7 | 1:04.503 | +0.049 | 15:17:20.607 |
| 8 | 1:04.601 | +0.147 | 15:18:25.208 |
| 9 | 1:04.513 | +0.059 | 15:19:29.721 |
| 10 | 1:05.123 | +0.669 | 15:20:34.844 |
| 11 | 1:04.573 | +0.119 | 15:21:39.417 |
| 12 | 1:05.348 | +0.894 | 15:22:44.765 |
| 13 | 1:04.658 | +0.204 | 15:23:49.423 |
| 14 | 1:04.589 | +0.135 | 15:24:54.012 |
| 15 | 1:04.454 | | 15:25:58.466 |
| 16 | 1:04.663 | +0.209 | 15:27:03.129 |

| Lap | Lap Tm | Diff | Time of Day |
|----------------------------|-----------------|--------|--------------|
| (236) Nicolas Perez | | | |
| 1 | 1:08.409 | +3.948 | 15:10:49.950 |
| 2 | 1:07.055 | +2.594 | 15:11:57.005 |
| 3 | 1:04.588 | +0.127 | 15:13:01.593 |
| 4 | 1:05.518 | +1.057 | 15:14:07.111 |
| 5 | 1:04.579 | +0.118 | 15:15:11.690 |
| 6 | 1:05.001 | +0.540 | 15:16:16.691 |
| 7 | 1:04.936 | +0.475 | 15:17:21.627 |
| 8 | 1:04.504 | +0.043 | 15:18:26.131 |
| 9 | 1:04.461 | | 15:19:30.592 |
| 10 | 1:04.487 | +0.026 | 15:20:35.079 |
| 11 | 1:04.494 | +0.033 | 15:21:39.573 |
| 12 | 1:05.356 | +0.895 | 15:22:44.929 |
| 13 | 1:04.815 | +0.354 | 15:23:49.744 |
| 14 | 1:04.636 | +0.175 | 15:24:54.380 |
| 15 | 1:04.537 | +0.076 | 15:25:58.917 |
| 16 | 1:04.526 | +0.065 | 15:27:03.443 |

| Lap | Lap Tm | Diff | Time of Day |
|-------------------------------|----------|--------|--------------|
| (251) Loris Aroumougom | | | |
| 1 | 1:09.894 | +5.668 | 15:10:51.917 |
| 2 | 1:06.915 | +2.689 | 15:11:58.832 |
| 3 | 1:04.763 | +0.537 | 15:13:03.595 |
| 4 | 1:04.939 | +0.713 | 15:14:08.534 |

| Lap | Lap Tm | Diff | Time of Day |
|-----|-----------------|--------|--------------|
| 5 | 1:04.453 | +0.227 | 15:15:12.987 |
| 6 | 1:04.466 | +0.240 | 15:16:17.453 |
| 7 | 1:05.389 | +1.163 | 15:17:22.842 |
| 8 | 1:04.833 | +0.607 | 15:18:27.675 |
| 9 | 1:04.226 | | 15:19:31.901 |
| 10 | 1:04.373 | +0.147 | 15:20:36.274 |
| 11 | 1:04.547 | +0.321 | 15:21:40.821 |
| 12 | 1:04.481 | +0.255 | 15:22:45.302 |
| 13 | 1:04.917 | +0.691 | 15:23:50.219 |
| 14 | 1:04.566 | +0.340 | 15:24:54.785 |
| 15 | 1:04.470 | +0.244 | 15:25:59.255 |
| 16 | 1:04.671 | +0.445 | 15:27:03.926 |

| Lap | Lap Tm | Diff | Time of Day |
|------------------------------|-----------------|--------|--------------|
| (232) Jeoffrey Rouchy | | | |
| 1 | 1:09.865 | +5.630 | 15:10:53.026 |
| 2 | 1:06.242 | +2.007 | 15:11:59.268 |
| 3 | 1:05.134 | +0.899 | 15:13:04.402 |
| 4 | 1:05.618 | +1.383 | 15:14:10.020 |
| 5 | 1:04.730 | +0.495 | 15:15:14.750 |
| 6 | 1:04.395 | +0.160 | 15:16:19.145 |
| 7 | 1:04.235 | | 15:17:23.380 |
| 8 | 1:05.910 | +1.675 | 15:18:29.290 |
| 9 | 1:04.561 | +0.326 | 15:19:33.851 |
| 10 | 1:04.442 | +0.207 | 15:20:38.293 |
| 11 | 1:04.408 | +0.173 | 15:21:42.701 |
| 12 | 1:04.410 | +0.175 | 15:22:47.111 |
| 13 | 1:04.241 | +0.006 | 15:23:51.352 |
| 14 | 1:04.262 | +0.027 | 15:24:55.614 |
| 15 | 1:04.329 | +0.094 | 15:25:59.943 |
| 16 | 1:04.382 | +0.147 | 15:27:04.325 |

| Lap | Lap Tm | Diff | Time of Day |
|------------------------------|-----------------|--------|--------------|
| (215) Quentin Rongier | | | |
| 1 | 1:09.234 | +4.910 | 15:10:51.010 |
| 2 | 1:06.919 | +2.595 | 15:11:57.929 |
| 3 | 1:04.789 | +0.465 | 15:13:02.718 |
| 4 | 1:05.270 | +0.946 | 15:14:07.988 |
| 5 | 1:04.538 | +0.214 | 15:15:12.526 |
| 6 | 1:04.737 | +0.413 | 15:16:17.263 |
| 7 | 1:05.425 | +1.101 | 15:17:22.688 |
| 8 | 1:05.703 | +1.379 | 15:18:28.391 |
| 9 | 1:04.458 | +0.134 | 15:19:32.849 |
| 10 | 1:04.436 | +0.112 | 15:20:37.285 |
| 11 | 1:04.411 | +0.087 | 15:21:41.696 |
| 12 | 1:04.424 | +0.100 | 15:22:46.120 |
| 13 | 1:04.762 | +0.438 | 15:23:50.882 |
| 14 | 1:04.558 | +0.234 | 15:24:55.440 |
| 15 | 1:04.324 | | 15:25:59.764 |
| 16 | 1:04.850 | +0.526 | 15:27:04.614 |

| Lap | Lap Tm | Diff | Time of Day |
|-------------------------|-----------------|--------|--------------|
| (229) John Barbe | | | |
| 1 | 1:10.362 | +5.984 | 15:10:51.824 |
| 2 | 1:07.314 | +2.936 | 15:11:59.138 |
| 3 | 1:05.102 | +0.724 | 15:13:04.240 |
| 4 | 1:05.687 | +1.309 | 15:14:09.927 |
| 5 | 1:05.066 | +0.688 | 15:15:14.993 |
| 6 | 1:04.563 | +0.185 | 15:16:19.556 |
| 7 | 1:04.488 | +0.110 | 15:17:24.044 |
| 8 | 1:04.788 | +0.410 | 15:18:28.832 |
| 9 | 1:04.797 | +0.419 | 15:19:33.629 |
| 10 | 1:04.431 | +0.053 | 15:20:38.060 |
| 11 | 1:04.473 | +0.095 | 15:21:42.533 |
| 12 | 1:04.897 | +0.519 | 15:22:47.430 |
| 13 | 1:04.662 | +0.284 | 15:23:52.092 |
| 14 | 1:04.378 | | 15:24:56.470 |
| 15 | 1:04.478 | +0.100 | 15:26:00.948 |
| 16 | 1:04.534 | +0.156 | 15:27:05.482 |



TAG Challenge International

IAME X30 Seniors & Masters

Salbris / France 1,495 Km

FINAL

2011-04-24 15:00

Race (16 Laps) started at 15:09:40

| Lap | Lap Tm | Diff | Time of Day |
|-------------------------|-----------------|--------|--------------|
| (241) Brice Zyto | | | |
| 1 | 1:12.420 | +8.213 | 15:10:54.537 |
| 2 | 1:05.888 | +1.681 | 15:12:00.425 |
| 3 | 1:05.482 | +1.275 | 15:13:05.907 |
| 4 | 1:05.709 | +1.502 | 15:14:11.616 |
| 5 | 1:04.711 | +0.504 | 15:15:16.327 |
| 6 | 1:04.895 | +0.688 | 15:16:21.222 |
| 7 | 1:04.739 | +0.532 | 15:17:25.961 |
| 8 | 1:04.415 | +0.208 | 15:18:30.376 |
| 9 | 1:04.309 | +0.102 | 15:19:34.685 |
| 10 | 1:04.485 | +0.278 | 15:20:39.170 |
| 11 | 1:04.845 | +0.638 | 15:21:44.015 |
| 12 | 1:04.541 | +0.334 | 15:22:48.556 |
| 13 | 1:04.330 | +0.123 | 15:23:52.886 |
| 14 | 1:04.414 | +0.207 | 15:24:57.300 |
| 15 | 1:04.207 | | 15:26:01.507 |
| 16 | 1:04.471 | +0.264 | 15:27:05.978 |

| Lap | Lap Tm | Diff | Time of Day |
|-----------------------------|-----------------|--------|--------------|
| (240) Adrian Lafille | | | |
| 1 | 1:11.936 | +7.789 | 15:10:55.257 |
| 2 | 1:05.726 | +1.579 | 15:12:00.983 |
| 3 | 1:05.431 | +1.284 | 15:13:06.414 |
| 4 | 1:05.779 | +1.632 | 15:14:12.193 |
| 5 | 1:04.363 | +0.216 | 15:15:16.556 |
| 6 | 1:05.169 | +1.022 | 15:16:21.725 |
| 7 | 1:04.912 | +0.765 | 15:17:26.637 |
| 8 | 1:05.501 | +1.354 | 15:18:32.138 |
| 9 | 1:04.147 | | 15:19:36.285 |
| 10 | 1:04.255 | +0.108 | 15:20:40.540 |
| 11 | 1:04.791 | +0.644 | 15:21:45.331 |
| 12 | 1:04.963 | +0.816 | 15:22:50.294 |
| 13 | 1:04.546 | +0.399 | 15:23:54.840 |
| 14 | 1:04.295 | +0.148 | 15:24:59.135 |
| 15 | 1:04.172 | +0.025 | 15:26:03.307 |
| 16 | 1:04.678 | +0.531 | 15:27:07.985 |

| Lap | Lap Tm | Diff | Time of Day |
|----------------------------|-----------------|--------|--------------|
| (238) Nicolas Amiel | | | |
| 1 | 1:13.588 | +9.504 | 15:10:55.103 |
| 2 | 1:06.097 | +2.013 | 15:12:01.200 |
| 3 | 1:05.551 | +1.467 | 15:13:06.751 |
| 4 | 1:06.279 | +2.195 | 15:14:13.030 |
| 5 | 1:05.191 | +1.107 | 15:15:18.221 |
| 6 | 1:04.575 | +0.491 | 15:16:22.796 |
| 7 | 1:04.575 | +0.491 | 15:17:27.371 |
| 8 | 1:05.485 | +1.401 | 15:18:32.856 |
| 9 | 1:04.329 | +0.245 | 15:19:37.185 |
| 10 | 1:04.226 | +0.142 | 15:20:41.411 |
| 11 | 1:04.316 | +0.232 | 15:21:45.727 |
| 12 | 1:05.097 | +1.013 | 15:22:50.824 |
| 13 | 1:04.610 | +0.526 | 15:23:55.434 |
| 14 | 1:04.084 | | 15:24:59.518 |
| 15 | 1:04.138 | +0.054 | 15:26:03.656 |
| 16 | 1:04.362 | +0.278 | 15:27:08.018 |

| Lap | Lap Tm | Diff | Time of Day |
|---------------------------|----------|---------|--------------|
| (225) Steven Lesca | | | |
| 1 | 1:14.510 | +10.347 | 15:10:55.725 |
| 2 | 1:06.204 | +2.041 | 15:12:01.929 |
| 3 | 1:05.189 | +1.026 | 15:13:07.118 |
| 4 | 1:06.481 | +2.318 | 15:14:13.599 |
| 5 | 1:04.878 | +0.715 | 15:15:18.477 |
| 6 | 1:04.464 | +0.301 | 15:16:22.941 |
| 7 | 1:05.363 | +1.200 | 15:17:28.304 |
| 8 | 1:04.880 | +0.717 | 15:18:33.184 |
| 9 | 1:04.865 | +0.702 | 15:19:38.049 |
| 10 | 1:04.282 | +0.119 | 15:20:42.331 |

| Lap | Lap Tm | Diff | Time of Day |
|-----|-----------------|--------|--------------|
| 11 | 1:04.471 | +0.308 | 15:21:46.802 |
| 12 | 1:04.395 | +0.232 | 15:22:51.197 |
| 13 | 1:04.702 | +0.539 | 15:23:55.899 |
| 14 | 1:04.163 | | 15:25:00.062 |
| 15 | 1:04.255 | +0.092 | 15:26:04.317 |
| 16 | 1:04.586 | +0.423 | 15:27:08.903 |

| Lap | Lap Tm | Diff | Time of Day |
|----------------------------|-----------------|--------|--------------|
| (249) Cedric Magnet | | | |
| 1 | 1:09.013 | +4.159 | 15:10:50.371 |
| 2 | 1:05.923 | +1.069 | 15:11:56.294 |
| 3 | 1:04.854 | | 15:13:01.148 |
| 4 | 1:05.348 | +0.494 | 15:14:06.496 |
| 5 | 1:04.895 | +0.041 | 15:15:11.391 |
| 6 | 1:05.710 | +0.856 | 15:16:17.101 |
| 7 | 1:05.306 | +0.452 | 15:17:22.407 |
| 8 | 1:06.314 | +1.460 | 15:18:28.721 |
| 9 | 1:05.055 | +0.201 | 15:19:33.776 |
| 10 | 1:05.814 | +0.960 | 15:20:39.590 |
| 11 | 1:05.515 | +0.661 | 15:21:45.105 |
| 12 | 1:05.415 | +0.561 | 15:22:50.520 |
| 13 | 1:05.632 | +0.778 | 15:23:56.152 |
| 14 | 1:05.485 | +0.631 | 15:25:01.637 |
| 15 | 1:05.114 | +0.260 | 15:26:06.751 |
| 16 | 1:05.032 | +0.178 | 15:27:11.783 |

| Lap | Lap Tm | Diff | Time of Day |
|--------------------------|-----------------|--------|--------------|
| (218) Andrea Suau | | | |
| 1 | 1:06.766 | +2.260 | 15:10:47.793 |
| 2 | 1:05.513 | +1.007 | 15:11:53.306 |
| 3 | 1:05.104 | +0.598 | 15:12:58.410 |
| 4 | 1:14.454 | +9.948 | 15:14:12.864 |
| 5 | 1:05.153 | +0.647 | 15:15:18.017 |
| 6 | 1:04.648 | +0.142 | 15:16:22.665 |
| 7 | 1:05.840 | +1.334 | 15:17:28.505 |
| 8 | 1:05.014 | +0.508 | 15:18:33.519 |
| 9 | 1:05.461 | +0.955 | 15:19:38.980 |
| 10 | 1:04.543 | +0.037 | 15:20:43.523 |
| 11 | 1:04.578 | +0.072 | 15:21:48.101 |
| 12 | 1:04.678 | +0.172 | 15:22:52.779 |
| 13 | 1:04.536 | +0.030 | 15:23:57.315 |
| 14 | 1:04.506 | | 15:25:01.821 |
| 15 | 1:05.322 | +0.816 | 15:26:07.143 |
| 16 | 1:05.017 | +0.511 | 15:27:12.160 |

| Lap | Lap Tm | Diff | Time of Day |
|------------------------------|-----------------|--------|--------------|
| (243) Lorenzo Vailati | | | |
| 1 | 1:09.680 | +5.174 | 15:10:51.637 |
| 2 | 1:06.642 | +2.136 | 15:11:58.279 |
| 3 | 1:05.625 | +1.119 | 15:13:03.904 |
| 4 | 1:06.285 | +1.779 | 15:14:10.189 |
| 5 | 1:05.434 | +0.928 | 15:15:15.623 |
| 6 | 1:04.938 | +0.432 | 15:16:20.561 |
| 7 | 1:04.559 | +0.053 | 15:17:25.120 |
| 8 | 1:04.506 | | 15:18:29.626 |
| 9 | 1:04.543 | +0.037 | 15:19:34.169 |
| 10 | 1:04.779 | +0.273 | 15:20:38.948 |
| 11 | 1:06.584 | +2.078 | 15:21:45.532 |
| 12 | 1:05.223 | +0.717 | 15:22:50.755 |
| 13 | 1:05.487 | +0.981 | 15:23:56.242 |
| 14 | 1:05.203 | +0.697 | 15:25:01.445 |
| 15 | 1:06.051 | +1.545 | 15:26:07.496 |
| 16 | 1:05.096 | +0.590 | 15:27:12.592 |

| Lap | Lap Tm | Diff | Time of Day |
|-------------------------------|----------|---------|--------------|
| (216) Joffrey De Narda | | | |
| 1 | 1:14.886 | +10.434 | 15:10:56.738 |
| 2 | 1:06.441 | +1.989 | 15:12:03.179 |
| 3 | 1:05.602 | +1.150 | 15:13:08.781 |
| 4 | 1:05.374 | +0.922 | 15:14:14.155 |

| Lap | Lap Tm | Diff | Time of Day |
|-----|-----------------|--------|--------------|
| 5 | 1:04.795 | +0.343 | 15:15:18.950 |
| 6 | 1:04.498 | +0.046 | 15:16:23.448 |
| 7 | 1:05.384 | +0.932 | 15:17:28.832 |
| 8 | 1:05.209 | +0.757 | 15:18:34.041 |
| 9 | 1:05.291 | +0.839 | 15:19:39.332 |
| 10 | 1:04.955 | +0.503 | 15:20:44.287 |
| 11 | 1:04.452 | | 15:21:48.739 |
| 12 | 1:04.515 | +0.063 | 15:22:53.254 |
| 13 | 1:04.505 | +0.053 | 15:23:57.759 |
| 14 | 1:04.466 | +0.014 | 15:25:02.225 |
| 15 | 1:05.067 | +0.615 | 15:26:07.292 |
| 16 | 1:06.125 | +1.673 | 15:27:13.417 |

| Lap | Lap Tm | Diff | Time of Day |
|--------------------------------|-----------------|--------|--------------|
| (213) Edouard Chevalier | | | |
| 1 | 1:11.457 | +6.997 | 15:10:54.353 |
| 2 | 1:06.506 | +2.046 | 15:12:00.859 |
| 3 | 1:05.725 | +1.265 | 15:13:06.584 |
| 4 | 1:06.914 | +2.454 | 15:14:13.498 |
| 5 | 1:05.680 | +1.220 | 15:15:19.178 |
| 6 | 1:05.136 | +0.676 | 15:16:24.314 |
| 7 | 1:04.783 | +0.323 | 15:17:29.097 |
| 8 | 1:05.234 | +0.774 | 15:18:34.331 |
| 9 | 1:05.269 | +0.809 | 15:19:39.600 |
| 10 | 1:05.114 | +0.654 | 15:20:44.714 |
| 11 | 1:04.754 | +0.294 | 15:21:49.468 |
| 12 | 1:04.911 | +0.451 | 15:22:54.379 |
| 13 | 1:05.261 | +0.801 | 15:23:59.640 |
| 14 | 1:04.598 | +0.138 | 15:25:04.238 |
| 15 | 1:05.354 | +0.894 | 15:26:09.592 |
| 16 | 1:04.460 | | 15:27:14.052 |

| Lap | Lap Tm | Diff | Time of Day |
|---------------------------|-----------------|--------|--------------|
| (239) Mikael Vidal | | | |
| 1 | 1:09.901 | +5.158 | 15:10:52.924 |
| 2 | 1:06.970 | +2.227 | 15:11:59.894 |
| 3 | 1:05.165 | +0.422 | 15:13:05.059 |
| 4 | 1:05.416 | +0.673 | 15:14:10.475 |
| 5 | 1:05.009 | +0.266 | 15:15:15.484 |
| 6 | 1:05.462 | +0.719 | 15:16:20.946 |
| 7 | 1:05.396 | +0.653 | 15:17:26.342 |
| 8 | 1:06.382 | +1.639 | 15:18:32.724 |
| 9 | 1:05.150 | +0.407 | 15:19:37.874 |
| 10 | 1:05.078 | +0.335 | 15:20:42.952 |
| 11 | 1:04.976 | +0.233 | 15:21:47.928 |
| 12 | 1:06.184 | +1.441 | 15:22:54.112 |
| 13 | 1:05.013 | +0.270 | 15:23:59.125 |
| 14 | 1:05.017 | +0.274 | 15:25:04.142 |
| 15 | 1:05.707 | +0.964 | 15:26:09.849 |
| 16 | 1:04.743 | | 15:27:14.592 |

| Lap | Lap Tm | Diff | Time of Day |
|---------------------------------|-----------------|--------|--------------|
| (231) Gregoire Perocheau | | | |
| 1 | 1:10.381 | +5.764 | 15:10:52.590 |
| 2 | 1:07.525 | +2.908 | 15:12:00.115 |
| 3 | 1:05.566 | +0.949 | 15:13:05.681 |
| 4 | 1:05.616 | +0.999 | 15:14:11.297 |
| 5 | 1:04.958 | +0.341 | 15:15:16.255 |
| 6 | 1:05.712 | +1.095 | 15:16:21.967 |
| 7 | 1:05.094 | +0.477 | 15:17:27.061 |
| 8 | 1:05.918 | +1.301 | 15:18:32.979 |
| 9 | 1:05.781 | +1.164 | 15:19:38.760 |
| 10 | 1:05.686 | +1.069 | 15:20:44.446 |
| 11 | 1:04.817 | +0.200 | 15:21:49.263 |
| 12 | 1:05.306 | +0.689 | 15:22:54.569 |
| 13 | 1:06.118 | +1.501 | 15:24:00.687 |
| 14 | 1:04.617 | | 15:25:05.304 |
| 15 | 1:04.741 | +0.124 | 15:26:10.045 |
| 16 | 1:04.775 | +0.158 | 15:27:14.820 |



TAG Challenge International

IAME X30 Seniors & Masters

Salbris / France 1,495 Km

FINAL

2011-04-24 15:00

Race (16 Laps) started at 15:09:40

| Lap | Lap Tm | Diff | Time of Day |
|-------------------------------|-----------------|--------|--------------|
| (223) David Villanueva | | | |
| 1 | 1:09.674 | +5.050 | 15:10:52.435 |
| 2 | 1:07.058 | +2.434 | 15:11:59.493 |
| 3 | 1:05.996 | +1.372 | 15:13:05.489 |
| 4 | 1:05.452 | +0.828 | 15:14:10.941 |
| 5 | 1:04.848 | +0.224 | 15:15:15.789 |
| 6 | 1:05.651 | +1.027 | 15:16:21.440 |
| 7 | 1:05.464 | +0.840 | 15:17:26.904 |
| 8 | 1:05.447 | +0.823 | 15:18:32.351 |
| 9 | 1:04.624 | | 15:19:36.975 |
| 10 | 1:05.255 | +0.631 | 15:20:42.230 |
| 11 | 1:06.304 | +1.680 | 15:21:48.534 |
| 12 | 1:06.240 | +1.616 | 15:22:54.774 |
| 13 | 1:06.061 | +1.437 | 15:24:00.835 |
| 14 | 1:05.035 | +0.411 | 15:25:05.870 |
| 15 | 1:04.809 | +0.185 | 15:26:10.679 |
| 16 | 1:05.045 | +0.421 | 15:27:15.724 |

| Lap | Lap Tm | Diff | Time of Day |
|-----------------------------------|-----------------|--------|--------------|
| (244) Dominik Siegenthaler | | | |
| 1 | 1:10.089 | +5.253 | 15:10:52.214 |
| 2 | 1:08.120 | +3.284 | 15:12:00.334 |
| 3 | 1:05.535 | +0.699 | 15:13:05.869 |
| 4 | 1:06.606 | +1.770 | 15:14:12.475 |
| 5 | 1:04.848 | +0.012 | 15:15:17.323 |
| 6 | 1:04.945 | +0.109 | 15:16:22.268 |
| 7 | 1:04.999 | +0.163 | 15:17:27.267 |
| 8 | 1:06.999 | +2.163 | 15:18:34.266 |
| 9 | 1:05.933 | +1.097 | 15:19:40.199 |
| 10 | 1:04.916 | +0.080 | 15:20:45.115 |
| 11 | 1:04.836 | | 15:21:49.951 |
| 12 | 1:05.026 | +0.190 | 15:22:54.977 |
| 13 | 1:06.088 | +1.252 | 15:24:01.065 |
| 14 | 1:05.044 | +0.208 | 15:25:06.109 |
| 15 | 1:04.919 | +0.083 | 15:26:11.028 |
| 16 | 1:04.954 | +0.118 | 15:27:15.982 |

| Lap | Lap Tm | Diff | Time of Day |
|---------------------------|-----------------|--------|--------------|
| (415) Luc Levfevre | | | |
| 1 | 1:10.696 | +5.877 | 15:10:53.510 |
| 2 | 1:07.209 | +2.390 | 15:12:00.719 |
| 3 | 1:07.210 | +2.391 | 15:13:07.929 |
| 4 | 1:06.042 | +1.223 | 15:14:13.971 |
| 5 | 1:05.706 | +0.887 | 15:15:19.677 |
| 6 | 1:05.399 | +0.580 | 15:16:25.076 |
| 7 | 1:04.929 | +0.110 | 15:17:30.005 |
| 8 | 1:05.139 | +0.320 | 15:18:35.144 |
| 9 | 1:05.838 | +1.019 | 15:19:40.982 |
| 10 | 1:04.819 | | 15:20:45.801 |
| 11 | 1:05.708 | +0.889 | 15:21:51.509 |
| 12 | 1:05.439 | +0.620 | 15:22:56.948 |
| 13 | 1:05.586 | +0.767 | 15:24:02.534 |
| 14 | 1:05.410 | +0.591 | 15:25:07.944 |
| 15 | 1:05.281 | +0.462 | 15:26:13.225 |
| 16 | 1:05.773 | +0.954 | 15:27:18.998 |

| Lap | Lap Tm | Diff | Time of Day |
|-------------------------------|-----------------|---------|--------------|
| (252) Laurent Absolgne | | | |
| 1 | 1:25.651 | +21.401 | 15:11:07.857 |
| 2 | 1:05.097 | +0.847 | 15:12:12.954 |
| 3 | 1:04.532 | +0.282 | 15:13:17.486 |
| 4 | 1:04.637 | +0.387 | 15:14:22.123 |
| 5 | 1:04.636 | +0.386 | 15:15:26.759 |
| 6 | 1:04.534 | +0.284 | 15:16:31.293 |
| 7 | 1:04.512 | +0.262 | 15:17:35.805 |
| 8 | 1:04.250 | | 15:18:40.055 |
| 9 | 1:05.019 | +0.769 | 15:19:45.074 |
| 10 | 1:05.315 | +1.065 | 15:20:50.389 |

| Lap | Lap Tm | Diff | Time of Day |
|-----|----------|--------|--------------|
| 11 | 1:05.258 | +1.008 | 15:21:55.647 |
| 12 | 1:05.220 | +0.970 | 15:23:00.867 |
| 13 | 1:04.707 | +0.457 | 15:24:05.574 |
| 14 | 1:04.539 | +0.289 | 15:25:10.113 |
| 15 | 1:04.462 | +0.212 | 15:26:14.575 |
| 16 | 1:04.602 | +0.352 | 15:27:19.177 |

| Lap | Lap Tm | Diff | Time of Day |
|---------------------------|-----------------|--------|--------------|
| (230) Hakim Le Bon | | | |
| 1 | 1:12.688 | +8.113 | 15:10:55.949 |
| 2 | 1:07.655 | +3.080 | 15:12:03.604 |
| 3 | 1:05.747 | +1.172 | 15:13:09.351 |
| 4 | 1:05.901 | +1.326 | 15:14:15.252 |
| 5 | 1:05.573 | +0.998 | 15:15:20.825 |
| 6 | 1:06.039 | +1.464 | 15:16:26.864 |
| 7 | 1:06.243 | +1.668 | 15:17:33.107 |
| 8 | 1:05.783 | +1.208 | 15:18:38.890 |
| 9 | 1:05.875 | +1.300 | 15:19:44.765 |
| 10 | 1:05.873 | +1.298 | 15:20:50.638 |
| 11 | 1:04.895 | +0.320 | 15:21:55.533 |
| 12 | 1:05.623 | +1.048 | 15:23:01.156 |
| 13 | 1:05.376 | +0.801 | 15:24:06.532 |
| 14 | 1:05.370 | +0.795 | 15:25:11.902 |
| 15 | 1:04.575 | | 15:26:16.477 |
| 16 | 1:05.075 | +0.500 | 15:27:21.552 |

| Lap | Lap Tm | Diff | Time of Day |
|------------------------------|-----------------|--------|--------------|
| (245) Antonin Bourgin | | | |
| 1 | 1:12.710 | +7.934 | 15:10:55.326 |
| 2 | 1:07.607 | +2.831 | 15:12:02.933 |
| 3 | 1:06.167 | +1.391 | 15:13:09.100 |
| 4 | 1:05.545 | +0.769 | 15:14:14.645 |
| 5 | 1:05.910 | +1.134 | 15:15:20.555 |
| 6 | 1:06.057 | +1.281 | 15:16:26.612 |
| 7 | 1:06.365 | +1.589 | 15:17:32.977 |
| 8 | 1:05.796 | +1.020 | 15:18:38.773 |
| 9 | 1:05.553 | +0.777 | 15:19:44.326 |
| 10 | 1:05.514 | +0.738 | 15:20:49.840 |
| 11 | 1:05.326 | +0.550 | 15:21:55.166 |
| 12 | 1:05.306 | +0.530 | 15:23:00.472 |
| 13 | 1:06.322 | +1.546 | 15:24:06.794 |
| 14 | 1:05.464 | +0.688 | 15:25:12.258 |
| 15 | 1:04.776 | | 15:26:17.034 |
| 16 | 1:04.942 | +0.166 | 15:27:21.976 |

| Lap | Lap Tm | Diff | Time of Day |
|------------------------------------|-----------------|---------|--------------|
| (246) Pierre Henri Janicaud | | | |
| 1 | 1:07.479 | +2.927 | 15:10:48.815 |
| 2 | 1:05.058 | +0.506 | 15:11:53.873 |
| 3 | 1:04.933 | +0.381 | 15:12:58.806 |
| 4 | 1:29.122 | +24.570 | 15:14:27.928 |
| 5 | 1:04.790 | +0.238 | 15:15:32.718 |
| 6 | 1:04.709 | +0.157 | 15:16:37.427 |
| 7 | 1:04.552 | | 15:17:41.979 |
| 8 | 1:04.552 | | 15:18:46.531 |
| 9 | 1:04.757 | +0.205 | 15:19:51.288 |
| 10 | 1:04.635 | +0.083 | 15:20:55.923 |
| 11 | 1:04.585 | +0.033 | 15:22:00.508 |
| 12 | 1:04.557 | +0.005 | 15:23:05.065 |
| 13 | 1:04.602 | +0.050 | 15:24:09.667 |
| 14 | 1:04.645 | +0.093 | 15:25:14.312 |
| 15 | 1:04.600 | +0.048 | 15:26:18.912 |
| 16 | 1:04.946 | +0.394 | 15:27:23.858 |

| Lap | Lap Tm | Diff | Time of Day |
|-----------------------------|----------|--------|--------------|
| (417) Ludovic Breton | | | |
| 1 | 1:13.040 | +7.747 | 15:10:55.468 |
| 2 | 1:08.328 | +3.035 | 15:12:03.796 |
| 3 | 1:05.831 | +0.538 | 15:13:09.627 |
| 4 | 1:06.183 | +0.890 | 15:14:15.810 |

| Lap | Lap Tm | Diff | Time of Day |
|-----|-----------------|--------|--------------|
| 5 | 1:05.299 | +0.006 | 15:15:21.109 |
| 6 | 1:06.110 | +0.817 | 15:16:27.219 |
| 7 | 1:06.115 | +0.822 | 15:17:33.334 |
| 8 | 1:05.779 | +0.486 | 15:18:39.113 |
| 9 | 1:05.851 | +0.558 | 15:19:44.964 |
| 10 | 1:05.941 | +0.648 | 15:20:50.905 |
| 11 | 1:05.346 | +0.053 | 15:21:56.251 |
| 12 | 1:05.293 | | 15:23:01.544 |
| 13 | 1:05.439 | +0.146 | 15:24:06.983 |
| 14 | 1:05.536 | +0.243 | 15:25:12.519 |
| 15 | 1:06.143 | +0.850 | 15:26:18.662 |
| 16 | 1:06.203 | +0.910 | 15:27:24.865 |

| Lap | Lap Tm | Diff | Time of Day |
|----------------------------|-----------------|---------|--------------|
| (248) Cedric Pernet | | | |
| 1 | 1:16.924 | +11.793 | 15:10:59.475 |
| 2 | 1:08.264 | +3.133 | 15:12:07.739 |
| 3 | 1:06.498 | +1.367 | 15:13:14.237 |
| 4 | 1:05.852 | +0.721 | 15:14:20.089 |
| 5 | 1:05.712 | +0.581 | 15:15:25.801 |
| 6 | 1:05.339 | +0.208 | 15:16:31.140 |
| 7 | 1:05.984 | +0.853 | 15:17:37.124 |
| 8 | 1:05.329 | +0.198 | 15:18:42.453 |
| 9 | 1:05.701 | +0.570 | 15:19:48.154 |
| 10 | 1:05.131 | | 15:20:53.285 |
| 11 | 1:05.313 | +0.182 | 15:21:58.598 |
| 12 | 1:05.781 | +0.650 | 15:23:04.379 |
| 13 | 1:07.561 | +2.430 | 15:24:11.940 |
| 14 | 1:05.766 | +0.635 | 15:25:17.706 |
| 15 | 1:05.407 | +0.276 | 15:26:23.113 |
| 16 | 1:06.174 | +1.043 | 15:27:29.287 |

| Lap | Lap Tm | Diff | Time of Day |
|------------------------------|-----------------|--------|--------------|
| (217) Johan Bourassin | | | |
| 1 | 1:09.462 | +5.192 | 15:10:51.297 |
| 2 | 1:06.198 | +1.928 | 15:11:57.495 |
| 3 | 1:04.845 | +0.575 | 15:13:02.340 |
| 4 | 1:05.320 | +1.050 | 15:14:07.660 |
| 5 | 1:04.494 | +0.224 | 15:15:12.154 |
| 6 | 1:04.729 | +0.459 | 15:16:16.883 |
| 7 | 1:04.398 | +0.128 | 15:17:21.281 |
| 8 | 1:04.270 | | 15:18:25.551 |
| 9 | 1:04.325 | +0.055 | 15:19:29.876 |
| 10 | 1:04.612 | +0.342 | 15:20:34.488 |
| 11 | 1:04.685 | +0.415 | 15:21:39.173 |
| 12 | 1:04.757 | +0.487 | 15:22:43.930 |

| Lap | Lap Tm | Diff | Time of Day |
|---------------------------|-----------------|---------|--------------|
| (250) Romain Mange | | | |
| 1 | 1:09.072 | +4.852 | 15:10:50.767 |
| 2 | 1:14.544 | +10.324 | 15:12:05.311 |
| 3 | 1:04.461 | +0.241 | 15:13:09.772 |
| 4 | 1:05.242 | +1.022 | 15:14:15.014 |
| 5 | 1:04.412 | +0.192 | 15:15:19.426 |
| 6 | 1:04.220 | | 15:16:23.646 |
| 7 | 1:04.985 | +0.765 | 15:17:28.631 |
| 8 | 1:05.119 | +0.899 | 15:18:33.750 |
| 9 | 1:06.626 | +2.406 | 15:19:40.376 |