

FIM Sidecar World Championship Schleiz

Classic Superbike

Schleizer Dreieck 3,805 Km

Free Practice

-NEW-

13.05.2011 09:40

Practice started at 9:42:02

Pos	No.	CL	Name	Nat./Hometown	Bike	Entrant/Team	Laps	Best Tm	Diff	In Lap	km/h
1	33		Dirk Schnieders	DE	Honda Bol Dor EVO II	teamdor	12	1:40.054		10	136,906
2	1		Stefan Merkens	DE	Honda CB 1100 R	MMT Racing Team	9	1:41.368	1.314	6	135,131
3	667		Stefan Domeier	DE	Suzuki Katana		9	1:42.318	2.264	9	133,877
4	3		Versteeg Jeroen	NL	Suzuki GSX-R 750		10	1:44.218	4.164	9	131,436
5	30		Bruno Arzner	DE	Suzuki GSX	Team Blackforest	11	1:44.364	4.310	8	131,252
6	68		Thomas Ruckriegel	DE	Yamaha		11	1:44.769	4.715	11	130,745
7	216		Andre` Velten	DE	Kawasaki Z 1000 R	Team Twenty One	10	1:44.878	4.824	8	130,609
8	555		Norbert Witopil	DE	Suzuki GSX	Witopil Schwaben Racing Team	11	1:45.304	5.250	9	130,081
9	93		Holger Behnke	DE	Kawasaki Z 1000 J	Kraftrad Center	11	1:45.339	5.285	10	130,037
10	50		Olaf Färber	DE	Suzuki GSX 750	Team Naggisch Racing Odw.	10	1:46.307	6.253	9	128,853
11	91		Andreas Trottenberg	DE	Yamaha FZ 750	Team Sonic Speed	11	1:47.331	7.277	11	127,624
12	219		Frank Heidger	DE	Yamaha	Heidger Motorsport	8	1:47.373	7.319	8	127,574
13	72		Holger Hesse	DE	Suzuki GS 1000	Low Budget Racing	11	1:48.400	8.346	10	126,365
14	19		Andreas Peck	DE	Bakker Honda RSC		9	1:48.410	8.356	9	126,354
15	34		Thomas Hofmann	DE	Martin GS 1000	Projekt-34.de	11	1:49.904	9.850	10	124,636
16	98		Marcus Franzen	DE	Honda CB 1100 F		10	1:51.027	10.973	5	123,375
17	52		Peter Johannsen	NL	Suzuki GS 1000		10	1:51.149	11.095	9	123,240
18	35		Rolf Toczek	DE	Suzuki GSX 750 ES	Boyzon Bikes	9	1:51.297	11.243	9	123,076
19	85		Malte Schröder	DE	Suzuki GSX	Gna Gna`s Racing Team	10	1:51.356	11.302	9	123,011
20	61		Frank Maurer	DE	Honda CB 1127 XR	Mig-Racing Team	7	1:51.662	11.608	4	122,674
21	6		Gerhard Werkstetter	DE	Honda Bol`dor		9	1:51.806	11.752	6	122,516
22	43		Michael Grobelny	DE	GPZ1100 B1		9	1:51.864	11.810	9	122,452
23	133		Christian Hart	DE	Honda CB 900 F	Christian Hart Racing	8	1:52.019	11.965	4	122,283
24	137		Johann Adermayer	DE	Honda bol Dor		9	1:52.322	12.268	5	121,953
25	79		Jörg Rohde	DE	Honda Bol`dor	Jörg Rohde Team D`or	7	1:56.222	16.168	6	117,861
26	44		Thomas Tippelt	DE	Suzuki GSX1100 Katan	T-T-Racing	10	1:56.317	16.263	8	117,764
27	14		Bernd Kreuzer	DE	Kawasaki Z 1000 R	Team Lenden Kawasaki	3	1:57.514	17.460	3	116,565
28	373		Manfred Weiler	DE	Rau RH 900 Honda	MMT Racing Team	9	1:58.398	18.344	8	115,695
29	5		Mike Zebisch	DE	Suzuki GSXR 750		9	1:58.408	18.354	8	115,685
30	12		Brian Hopp	DE	Kawasaki GPZ 1100 ZT	Project-34.de Brian Hopp	10	1:59.046	18.992	9	115,065
31	39		Wilhelm Schwede	DE	Suzuki GS 40 XF	3 Kronen Team	8	2:00.949	20.895	6	113,254
32	7		Klaus-Michael Kniese	DE	Seeley Honda		10	2:01.030	20.976	10	113,179
33	9		Andreas Meyer	DE	Suzuki1100 Katana	T-T-Racing	9	2:04.286	24.232	9	110,214
34	90		Erik Skusa	DE	Honda Bol`dor	Erik Skusa	6	2:06.660	26.606	6	108,148
35	8		Jörg Lamcha	DE	Honda CB 750		7	2:06.702	26.648	7	108,112
36	89		Franz Loibl	DE	Kawasaki Z 1000	Franz Loibl	9	2:07.730	27.676	7	107,242
37	60		Stephan Opelt	DE	Suzuki GR 75 A	ELR-Racing Team	2	2:09.899	29.845	2	105,451
38	80		Heiko Heinrich	DE	Honda Bol`dor	Mig Hallenberg	9	2:10.582	30.528	9	104,900
39	36		Karsten Treske	DE	Honda Bol`dor	Karsten Treske Racing	4	2:10.825	30.771	3	104,705
40	57		Christine Aresin	DE	Suzuki GSX 750 E	Low Budget Racing	9	2:11.220	31.166	9	104,390
41	45		Norman Tappert	DE	Honda Bol`dor	Mopedtraining	5	2:26.352	46.298	4	93,596
42	15		Rene` Pieth	DE	Honda Bol`dor	Gurken Racing	1			0	-

FIM Sidecar World Championship Schleiz

Classic Superbike

Schleizer Dreieck 3,805 Km

Free Practice

-NEW-

13.05.2011 09:40

Practice started at 9:42:02

Lap	Lap Tm	Diff	Time of Day
(33) Dirk Schnieders			
1	2:02.034	+21.980	9:44:14.971
2	1:45.731	+5.677	9:46:00.702
3	1:46.426	+6.372	9:47:47.128
4	1:45.635	+5.581	9:49:32.763
5	1:43.051	+2.997	9:51:15.814
6	1:41.358	+1.304	9:52:57.172
7	1:42.939	+2.885	9:54:40.111
8	1:41.524	+1.470	9:56:21.635
9	1:42.660	+2.606	9:58:04.295
10	1:40.054		9:59:44.349
11	1:40.592	+0.538	10:01:24.941
12	1:42.184	+2.130	10:03:07.125

Lap	Lap Tm	Diff	Time of Day
(1) Stefan Merkens			
1	1:51.311	+9.943	9:44:17.374
2	1:43.357	+1.989	9:46:00.731
3	1:46.452	+5.084	9:47:47.183
4	1:45.258	+3.890	9:49:32.441
5	1:43.378	+2.010	9:51:15.819
6	1:41.368		9:52:57.187
7	1:42.972	+1.604	9:54:40.159
8	1:41.613	+0.245	9:56:21.772
9	1:44.860	+3.492	9:58:06.632

Lap	Lap Tm	Diff	Time of Day
(667) Stefan Domeier			
1	2:07.497	+25.179	9:45:27.001
2	1:51.651	+9.333	9:47:18.652
3	1:48.801	+6.483	9:49:07.453
4	1:47.391	+5.073	9:50:54.844
5	1:49.535	+7.217	9:52:44.379
6	1:45.599	+3.281	9:54:29.978
7	1:51.080	+8.762	9:56:21.058
8	1:49.341	+7.023	9:58:10.399
9	1:42.318		9:59:52.717

Lap	Lap Tm	Diff	Time of Day
(3) Versteeg Jeroen			
1	2:13.139	+28.921	9:45:18.721
2	1:52.414	+8.196	9:47:11.135
3	1:55.133	+10.915	9:49:06.268
4	1:47.506	+3.288	9:50:53.774
5	1:49.129	+4.911	9:52:42.903
6	1:46.415	+2.197	9:54:29.318
7	1:50.094	+5.876	9:56:19.412
8	1:51.064	+6.846	9:58:10.476
9	1:44.218		9:59:54.694
10	1:45.595	+1.377	10:01:40.289

Lap	Lap Tm	Diff	Time of Day
(30) Bruno Arzner			
1	2:07.144	+22.780	9:44:47.590
2	1:48.185	+3.821	9:46:35.775
3	1:49.618	+5.254	9:48:25.393
4	1:46.525	+2.161	9:50:11.918
5	1:49.140	+4.776	9:52:01.058
6	1:47.051	+2.687	9:53:48.109
7	1:46.938	+2.574	9:55:35.047
8	1:44.364		9:57:19.411
9	1:45.371	+1.007	9:59:04.782
10	1:45.474	+1.110	10:00:50.256
11	1:46.613	+2.249	10:02:36.869

Lap	Lap Tm	Diff	Time of Day
(68) Thomas Ruckriegel			
1	2:00.098	+15.329	9:45:29.544
2	1:53.941	+9.172	9:47:23.485
3	1:50.555	+5.786	9:49:14.400

Lap	Lap Tm	Diff	Time of Day
4	1:50.603	+5.834	9:51:04.643
5	1:47.557	+2.788	9:52:52.200
6	1:48.584	+3.815	9:54:40.784
7	1:47.595	+2.826	9:56:28.379
8	1:48.199	+3.430	9:58:16.578
9	1:46.274	+1.505	10:00:02.852
10	1:44.883	+0.114	10:01:47.735
11	1:44.769		10:03:32.504

Lap	Lap Tm	Diff	Time of Day
(216) Andre' Velten			
1	2:06.159	+21.281	9:45:03.213
2	1:48.714	+3.836	9:46:51.927
3	1:48.408	+3.530	9:48:40.335
p4	2:40.862	+55.984	9:51:21.197
5	1:54.616	+9.738	9:53:15.813
6	1:46.441	+1.563	9:55:02.254
7	1:47.168	+2.290	9:56:49.422
8	1:44.878		9:58:34.300
9	1:46.283	+1.405	10:00:20.583
10	1:45.686	+0.808	10:02:06.269

Lap	Lap Tm	Diff	Time of Day
(555) Norbert Witopil			
1	1:57.494	+12.190	9:44:16.875
2	1:48.598	+3.294	9:46:05.473
3	1:48.495	+3.191	9:47:53.968
4	1:49.199	+3.895	9:49:43.167
5	1:45.442	+0.138	9:51:28.609
p6	2:52.053	+1:06.749	9:54:20.662
7	1:50.610	+5.306	9:56:11.272
8	1:45.921	+0.617	9:57:57.193
9	1:45.304		9:59:42.497
10	1:46.225	+0.921	10:01:28.722
11	1:46.207	+0.903	10:03:14.929

Lap	Lap Tm	Diff	Time of Day
(93) Holger Behnke			
1	2:12.172	+26.833	9:45:03.847
2	2:05.441	+20.102	9:47:09.288
3	1:59.015	+13.676	9:49:08.303
4	1:53.155	+7.816	9:51:01.458
5	1:50.221	+4.882	9:52:51.679
6	1:52.298	+6.959	9:54:43.977
7	1:49.285	+3.946	9:56:33.262
8	1:48.040	+2.701	9:58:21.302
9	1:48.840	+3.501	10:00:10.142
10	1:45.339		10:01:55.481
11	1:47.111	+1.772	10:03:42.592

Lap	Lap Tm	Diff	Time of Day
(50) Olaf Färber			
1	2:16.834	+30.527	9:45:38.187
2	1:57.972	+11.665	9:47:36.159
3	1:51.269	+4.962	9:49:27.428
4	1:49.897	+3.590	9:51:17.325
5	1:50.168	+3.861	9:53:07.493
6	1:47.216	+0.909	9:54:54.709
7	1:47.127	+0.820	9:56:41.836
8	1:52.075	+5.768	9:58:33.911
9	1:46.307		10:00:20.218
10	1:48.308	+2.001	10:02:08.526

Lap	Lap Tm	Diff	Time of Day
(91) Andreas Trottenberg			
1	2:10.669	+23.338	9:45:30.883
2	1:54.197	+6.866	9:47:25.080
3	1:50.077	+2.746	9:49:15.157
4	1:50.968	+3.637	9:51:06.125
5	1:49.041	+1.710	9:52:55.166
6	1:49.915	+2.584	9:54:45.081

Lap	Lap Tm	Diff	Time of Day
7	1:49.646	+2.315	9:56:34.727
8	1:47.888	+0.557	9:58:22.615
9	1:49.795	+2.464	10:00:12.410
10	1:47.429	+0.098	10:01:59.839
11	1:47.331		10:03:47.170

Lap	Lap Tm	Diff	Time of Day
(219) Frank Heidger			
1	2:12.624	+25.251	9:45:51.239
2	1:54.691	+7.318	9:47:45.930
p3	2:56.029	+1:08.656	9:50:41.959
4	1:56.880	+9.507	9:52:38.839
5	1:49.375	+2.002	9:54:28.214
6	1:50.476	+3.103	9:56:18.690
7	1:48.877	+1.504	9:58:07.567
8	1:47.373		9:59:54.940

Lap	Lap Tm	Diff	Time of Day
(72) Holger Hesse			
1	2:13.808	+25.408	9:45:06.971
2	2:00.343	+11.943	9:47:07.314
3	1:54.669	+6.269	9:49:01.983
4	1:50.816	+2.416	9:50:52.799
5	1:51.006	+2.606	9:52:43.805
6	1:51.093	+2.693	9:54:34.898
7	1:49.223	+0.823	9:56:24.121
8	1:52.586	+4.186	9:58:16.707
9	1:48.789	+0.389	10:00:05.496
10	1:48.400		10:01:53.896
11	1:54.932	+6.532	10:03:48.828

Lap	Lap Tm	Diff	Time of Day
(19) Andreas Peck			
1	2:09.006	+20.596	9:44:26.634
2	1:54.200	+5.790	9:46:20.834
3	4:16.660	+2:28.250	9:50:37.494
p4	2:19.854	+31.444	9:52:57.348
5	1:52.993	+4.583	9:54:50.341
6	1:51.641	+3.231	9:56:41.982
7	1:52.898	+4.488	9:58:34.880
8	1:49.466	+1.056	10:00:24.346
9	1:48.410		10:02:12.756

Lap	Lap Tm	Diff	Time of Day
(34) Thomas Hofmann			
1	2:18.496	+28.592	9:44:51.230
2	1:57.055	+7.151	9:46:48.285
3	1:55.741	+5.837	9:48:44.026
4	1:54.447	+4.543	9:50:38.473
5	1:56.890	+6.986	9:52:35.363
6	1:51.575	+1.671	9:54:26.938
7	1:51.855	+1.951	9:56:18.793
8	1:55.611	+5.707	9:58:14.404
9	1:50.375	+0.471	10:00:04.779
10	1:49.904		10:01:54.683
11	2:16.010	+26.106	10:04:10.693

Lap	Lap Tm	Diff	Time of Day
(98) Marcus Franzen			
1	2:05.842	+14.815	9:45:45.276
2	1:55.182	+4.155	9:47:40.458
3	1:53.840	+2.813	9:49:34.298
4	1:51.242	+0.215	9:51:25.540
5	1:51.027		9:53:16.567
6	1:51.274	+0.247	9:55:07.841
p7	2:37.147	+46.120	9:57:44.988
8	1:58.766	+7.739	9:59:43.754
9	2:05.692	+14.665	10:01:49.446
10	2:00.205	+9.178	10:03:49.651

Lap	Lap Tm	Diff	Time of Day
(52) Peter Johannsen			

FIM Sidecar World Championship Schleiz

Classic Superbike

Schleizer Dreieck 3,805 Km

Free Practice

13.05.2011 09:40

Practice started at 9:42:02

Lap	Lap Tm	Diff	Time of Day
1	2:11.081	+19.932	9:45:41.826
2	2:00.355	+9.206	9:47:42.181
3	2:04.439	+13.290	9:49:46.620
4	1:54.453	+3.304	9:51:41.073
5	1:55.752	+4.603	9:53:36.825
6	1:51.254	+0.105	9:55:28.079
7	1:51.363	+0.214	9:57:19.442
8	1:57.860	+6.711	9:59:17.302
9	1:51.149		10:01:08.451
10	1:54.291	+3.142	10:03:02.742

(35) Rolf Toczek

1	2:14.406	+23.109	9:45:10.449
2	2:00.110	+8.813	9:47:10.559
3	2:00.345	+9.048	9:49:10.904
4	1:53.906	+2.609	9:51:04.810
5	1:53.619	+2.322	9:52:58.429
6	1:56.621	+5.324	9:54:55.050
7	1:55.545	+4.248	9:56:50.595
8	1:59.903	+8.606	9:58:50.498
9	1:51.297		10:00:41.795

(85) Malte Schröder

1	2:16.745	+25.389	9:44:58.623
2	1:59.135	+7.779	9:46:57.758
3	1:57.937	+6.581	9:48:55.695
4	1:54.770	+3.414	9:50:50.465
5	1:53.865	+2.509	9:52:44.330
6	1:52.309	+0.953	9:54:36.639
7	1:52.839	+1.483	9:56:29.478
8	1:52.407	+1.051	9:58:21.885
9	1:51.356		10:00:13.241
10	1:53.423	+2.067	10:02:06.664

(61) Frank Maurer

1	2:08.358	+16.696	9:44:58.729
2	1:52.557	+0.895	9:46:51.286
3	1:52.691	+1.029	9:48:43.977
4	1:51.662		9:50:35.639
5	1:56.439	+4.777	9:52:32.078
6	1:57.570	+5.908	9:54:29.648
p7	2:39.293	+47.631	9:57:08.941

(6) Gerhard Werkstetter

1	2:07.802	+15.996	9:45:43.180
2	1:58.774	+6.968	9:47:41.954
3	1:56.797	+4.991	9:49:38.751
4	1:53.860	+2.054	9:51:32.611
5	1:53.315	+1.509	9:53:25.926
6	1:51.806		9:55:17.732
7	1:52.032	+0.226	9:57:09.764
8	1:51.905	+0.099	9:59:01.669
9	1:52.442	+0.636	10:00:54.111

(43) Michael Grobelny

1	2:15.061	+23.197	9:45:23.684
2	3:32.641	+1:40.777	9:48:56.325
3	1:56.244	+4.380	9:50:52.569
4	1:54.537	+2.673	9:52:47.106
5	1:57.440	+5.576	9:54:44.546
6	1:55.596	+3.732	9:56:40.142
7	1:53.933	+2.069	9:58:34.075
8	1:55.455	+3.591	10:00:29.530
9	1:51.864		10:02:21.394

(133) Christian Hart

1	2:15.061	+23.197	9:45:23.684
---	----------	---------	-------------

Lap	Lap Tm	Diff	Time of Day
1	2:08.795	+16.776	9:44:47.407
2	1:55.774	+3.755	9:46:43.181
3	1:55.678	+3.659	9:48:38.859
4	1:52.019		9:50:30.878
5	1:55.262	+3.243	9:52:26.140
6	1:54.269	+2.250	9:54:20.409
7	2:00.292	+8.273	9:56:20.701
8	1:57.670	+5.651	9:58:18.371

(137) Johann Adermayer

1	2:11.770	+19.448	9:46:43.517
2	1:59.678	+7.356	9:48:43.195
3	1:55.549	+3.227	9:50:38.744
4	1:56.723	+4.401	9:52:35.467
5	1:52.322		9:54:27.789
6	1:54.084	+1.762	9:56:21.873
7	1:56.631	+4.309	9:58:18.504
8	1:54.751	+2.429	10:00:13.255
9	1:53.208	+0.886	10:02:06.463

(79) Jörg Rohde

p1	7:58.596	+6:02.374	9:50:24.239
2	2:13.941	+17.719	9:52:38.180
3	2:05.117	+8.895	9:54:43.297
4	1:59.263	+3.041	9:56:42.560
5	2:03.461	+7.239	9:58:46.021
6	1:56.222		10:00:42.243
7	1:57.087	+0.865	10:02:39.330

(44) Thomas Tippelt

1	2:20.780	+24.463	9:45:03.381
2	2:05.567	+9.250	9:47:08.948
3	2:03.575	+7.258	9:49:12.523
4	2:01.069	+4.752	9:51:13.592
5	2:01.522	+5.205	9:53:15.114
6	1:59.218	+2.901	9:55:14.332
7	2:00.167	+3.850	9:57:14.499
8	1:56.317		9:59:10.816
9	1:57.270	+0.953	10:01:08.086
10	1:59.359	+3.042	10:03:07.445

(14) Bernd Kreuzer

1	2:14.358	+16.844	9:46:05.892
2	1:59.132	+1.618	9:48:05.024
3	1:57.514		9:50:02.538

(373) Manfred Weiler

1	2:23.936	+25.538	9:45:56.076
2	2:06.274	+7.876	9:48:02.350
3	2:02.307	+3.909	9:50:04.657
4	2:03.911	+5.513	9:52:08.568
5	2:01.688	+3.290	9:54:10.256
6	2:00.295	+1.897	9:56:10.551
7	2:03.928	+5.530	9:58:14.479
8	1:58.398		10:00:12.877
9	2:00.067	+1.669	10:02:12.944

(5) Mike Zebisch

1	2:18.701	+20.293	9:45:52.894
2	2:05.701	+7.293	9:47:58.595
3	2:05.756	+7.348	9:50:04.351
4	2:05.295	+6.887	9:52:09.646
5	2:02.616	+4.208	9:54:12.262
6	2:02.268	+3.860	9:56:14.530
7	2:01.650	+3.242	9:58:16.180
8	1:58.408		10:00:14.588

Lap	Lap Tm	Diff	Time of Day
9	2:00.678	+2.270	10:02:15.266

(12) Brian Hopp

1	2:29.043	+29.997	9:45:00.382
2	2:07.807	+8.761	9:47:08.189
3	2:02.014	+2.968	9:49:10.203
4	2:02.729	+3.683	9:51:12.932
5	2:00.826	+1.780	9:53:13.758
6	1:59.571	+0.525	9:55:13.329
7	2:02.123	+3.077	9:57:15.452
8	2:02.115	+3.069	9:59:17.567
9	1:59.046		10:01:16.613
10	2:00.698	+1.652	10:03:17.311

(39) Wilhelm Schwede

1	2:22.032	+21.083	9:45:46.596
2	2:12.888	+11.939	9:47:59.484
3	2:11.483	+10.534	9:50:10.967
4	2:03.576	+2.627	9:52:14.543
5	2:03.870	+2.921	9:54:18.413
6	2:00.949		9:56:19.362
7	2:04.604	+3.655	9:58:23.966
8	2:06.651	+5.702	10:00:30.617

(7) Klaus-Michael Kniese

1	2:22.950	+21.920	9:45:25.686
2	2:05.404	+4.374	9:47:31.090
3	2:07.183	+6.153	9:49:38.273
4	2:01.455	+0.425	9:51:39.728
5	2:04.079	+3.049	9:53:43.807
6	2:02.347	+1.317	9:55:46.154
7	2:04.108	+3.078	9:57:50.262
8	2:02.347	+1.317	9:59:52.609
9	2:01.503	+0.473	10:01:54.112
10	2:01.030		10:03:55.142

(9) Andreas Meyer

1	2:27.680	+23.394	9:45:39.624
2	2:13.410	+9.124	9:47:53.034
3	2:11.804	+7.518	9:50:04.838
4	2:09.289	+5.003	9:52:14.127
5	2:05.707	+1.421	9:54:19.834
6	2:06.627	+2.341	9:56:26.461
7	2:05.282	+0.996	9:58:31.743
8	2:05.970	+1.684	10:00:37.713
9	2:04.286		10:02:41.999

(90) Erik Skusa

1	2:34.829	+28.169	9:45:20.261
2	2:17.135	+10.475	9:47:37.396
3	2:09.718	+3.058	9:49:47.114
4	2:07.863	+1.203	9:51:54.977
5	2:07.865	+1.205	9:54:02.842
6	2:06.660		9:56:09.502

(8) Jörg Lamcha

1	2:29.600	+22.898	9:45:58.634
2	2:14.907	+8.205	9:48:13.541
3	2:11.036	+4.334	9:50:24.577
4	2:10.723	+4.021	9:52:35.300
5	2:09.256	+2.554	9:54:44.556
6	2:08.121	+1.419	9:56:52.677
7	2:06.702		9:58:59.379

(89) Franz Loibl

1	2:24.376	+16.646	9:45:01.678
---	----------	---------	-------------




FIM Sidecar World Championship Schleiz

Classic Superbike

Schleizer Dreieck 3,805 Km

1. Qualifying

-NEW-

13.05.2011 14:05

Qualifying started at 14:21:31

Pos	No.	CL	Name	Nat./Hometown	Bike	Entrant/Team	Laps	Best Tm	Diff In Lap	km/h
1	33		Dirk Schnieders	DE	Honda Bol Dor EVO II	teamdor	7	1:38.336		6 139,298
2	1		Stefan Merkens	DE	Honda CB 1100 R	MMT Racing Team	8	1:38.663	0.327	7 138,836
3	219		Frank Heidger	DE	Yamaha	Heidger Motorsport	10	1:41.571	3.235	3 134,861
4	667		Stefan Domeier	DE	Suzuki Katana		8	1:41.858	3.522	6 134,481
5	3		Versteeg Jeroen	NL	Suzuki GSX-R 750		9	1:42.616	4.280	3 133,488
6	50		Olaf Färber	DE	Suzuki GSX 750	Team Naggisch Racing Odw.	9	1:43.159	4.823	4 132,785
7	68		Thomas Ruckriegel	DE	Yamaha		9	1:43.626	5.290	6 132,187
8	30		Bruno Arzner	DE	Suzuki GSX	Team Blackforest	6	1:43.645	5.309	3 132,163
9	216		Andre Velten	DE	Kawasaki Z 1000 R	Team Twenty One	9	1:43.650	5.314	4 132,156
10	555		Norbert Witopil	DE	Suzuki GSX	Witopil Schwaben Racing Team	8	1:43.733	5.397	4 132,051
11	93		Holger Behnke	DE	Kawasaki Z 1000 J	Kraftrad Center	9	1:45.798	7.462	3 129,473
12	91		Andreas Trottenberg	DE	Yamaha FZ 750	Team Sonic Speed	9	1:46.592	8.256	3 128,509
13	14		Bernd Kreuzer	DE	Kawasaki Z 1000 R	Team Lenden Kawasaki	3	1:46.945	8.609	3 128,084
14	72		Holger Hesse	DE	Suzuki GS 1000	Low Budget Racing	9	1:46.960	8.624	9 128,066
15	43		Michael Grobelny	DE	GPZ1100 B1		9	1:47.867	9.531	9 126,989
16	34		Thomas Hofmann	DE	Martin GS 1000	Projekt-34.de	8	1:47.923	9.587	5 126,924
17	19		Andreas Peck	DE	Bakker Honda RSC		9	1:47.980	9.644	8 126,857
18	79		Jörg Rohde	DE	Honda Bol`dor	Jörg Rohde Team D`or	7	1:48.665	10.329	5 126,057
19	98		Marcus Franzen	DE	Honda CB 1100 F		7	1:49.031	10.695	5 125,634
20	6		Gerhard Werkstetter	DE	Honda Bol`dor		9	1:49.234	10.898	5 125,401
21	61		Frank Maurer	DE	Honda CB 1127 XR	Mig-Racing Team	5	1:49.464	11.128	4 125,137
22	85		Malte Schröder	DE	Suzuki GSX	Gna Gna`s Racing Team	8	1:50.834	12.498	7 123,590
23	52		Peter Johannsen	NL	Suzuki GS 1000		6	1:51.085	12.749	6 123,311
24	137		Johann Adermayer	DE	Honda bol Dor		8	1:52.225	13.889	2 122,058
25	133		Christian Hart	DE	Honda CB 900 F	Christian Hart Racing	7	1:52.819	14.483	6 121,416
26	373		Manfred Weiler	DE	Rau RH 900 Honda	MMT Racing Team	8	1:53.099	14.763	8 121,115
27	35		Rolf Toczek	DE	Suzuki GSX 750 ES	Boyzon Bikes	6	1:53.637	15.301	5 120,542
28	44		Thomas Tippelt	DE	Suzuki GSX1100 Katan	T-T-Racing	9	1:53.882	15.546	5 120,282
29	60		Stephan Opelt	DE	Suzuki GR 75 A	ELR-Racing Team	8	1:56.987	18.651	7 117,090
30	90		Erik Skusa	DE	Honda Bol`dor	Erik Skusa	8	1:57.839	19.503	5 116,243
31	12		Brian Hopp	DE	Kawasaki GPZ 1100 ZT	Project-34.de Brian Hopp	8	1:58.096	19.760	3 115,990
32	39		Wilhelm Schwede	DE	Suzuki GS 40 XF	3 Kronen Team	8	1:58.131	19.795	3 115,956
33	36		Karsten Treske	DE	Honda Bol`dor	Karsten Treske Racing	7	1:58.621	20.285	5 115,477
34	5		Mike Zebisch	DE	Suzuki GSXR 750		9	2:00.400	22.064	7 113,771
35	9		Andreas Meyer	DE	Suzuki1100 Katana	T-T-Racing	8	2:00.415	22.079	7 113,757
36	15		Rene Pieth	DE	Honda Bol`dor	Gurken Racing	2	2:02.273	23.937	2 112,028
37	45		Norman Tappert	DE	Honda Bol`dor	Mopedtraining	6	2:05.796	27.460	5 108,891
38	57		Christine Aresin	DE	Suzuki GSX 750 E	Low Budget Racing	8	2:06.069	27.733	5 108,655
39	89		Franz Loibl	DE	Kawasaki Z 1000	Franz Loibl	8	2:07.160	28.824	8 107,722
40	80		Heiko Heinrich	DE	Honda Bol`dor	Mig Hallenberg	7	2:08.510	30.174	5 106,591
41	7		Klaus-Michael Kniese	DE	Seeley Honda		1			0 -
42	8		Jörg Lamcha	DE	Honda CB 750					0 -

Announcements

These results are provisional until the conclusion of any judicial and technical matters

FIM Sidecar World Championship Schleiz

Classic Superbike

Schleizer Dreieck 3,805 Km

1. Qualifying

-NEW-

13.05.2011 14:05

Qualifying started at 14:21:31

Lap	Lap Tm	Diff	Time of Day
(33) Dirk Schnieders			
1	1:39.509	+1.173	14:25:07.427
2	1:38.668	+0.332	14:26:46.095
3	1:40.170	+1.834	14:28:26.265
4	1:39.194	+0.858	14:30:05.459
5	1:47.596	+9.260	14:31:53.055
6	1:38.336		14:33:31.391
7	1:38.630	+0.294	14:35:10.021
(1) Stefan Merkens			
1	1:40.844	+2.181	14:25:07.278
2	1:38.715	+0.052	14:26:45.993
3	1:39.146	+0.483	14:28:25.139
4	1:39.968	+1.305	14:30:05.107
5	1:47.811	+9.148	14:31:52.918
6	1:38.803	+0.140	14:33:31.721
7	1:38.663		14:35:10.384
8	1:46.293	+7.630	14:36:56.677
(219) Frank Heidger			
1	1:43.085	+1.514	14:25:13.252
2	1:43.473	+1.902	14:26:56.725
3	1:41.571		14:28:38.296
4	1:46.583	+5.012	14:30:24.879
5	1:42.455	+0.884	14:32:07.334
6	2:00.188	+18.617	14:34:07.522
7	1:46.597	+5.026	14:35:54.119
8	1:43.753	+2.182	14:37:37.872
9	1:42.479	+0.908	14:39:20.351
10	1:43.106	+1.535	14:41:03.458
(667) Stefan Domeier			
1	1:48.368	+6.510	14:25:29.319
2	1:42.971	+1.113	14:27:12.290
3	1:45.047	+3.189	14:28:57.337
4	1:43.978	+2.120	14:30:41.315
5	1:44.216	+2.358	14:32:25.531
6	1:41.858		14:34:07.389
7	1:43.047	+1.189	14:35:50.436
8	1:46.299	+4.441	14:37:36.735
(3) Versteeg Jeroen			
1	1:47.076	+4.460	14:25:30.377
2	1:44.201	+1.585	14:27:14.578
3	1:42.616		14:28:57.194
4	1:43.252	+0.636	14:30:40.446
5	1:43.830	+1.214	14:32:24.276
6	1:43.334	+0.718	14:34:07.610
7	1:50.391	+7.775	14:35:58.001
8	1:47.194	+4.578	14:37:45.195
9	1:51.172	+8.556	14:39:36.368
(50) Olaf Färber			
1	1:48.614	+5.455	14:25:27.623
2	1:45.211	+2.052	14:27:12.834
3	1:44.124	+0.965	14:28:56.958
4	1:43.159		14:30:40.117
5	1:47.686	+4.527	14:32:27.803
6	2:05.740	+22.581	14:34:33.543
7	1:55.261	+12.102	14:36:28.804
8	1:44.336	+1.177	14:38:13.140
9	1:44.239	+1.080	14:39:57.380
(68) Thomas Ruckriegel			
1	1:52.516	+8.890	14:25:42.316

Lap	Lap Tm	Diff	Time of Day
2	1:50.097	+6.471	14:27:32.413
3	1:47.131	+3.505	14:29:19.544
4	1:45.335	+1.709	14:31:04.879
5	1:45.606	+1.980	14:32:50.485
6	1:43.626		14:34:34.111
7	1:44.322	+0.696	14:36:18.433
8	1:44.728	+1.102	14:38:03.161
9	1:45.193	+1.567	14:39:48.355
(30) Bruno Arzner			
1	1:44.812	+1.167	14:25:21.269
2	1:45.047	+1.402	14:27:06.316
3	1:43.645		14:28:49.961
4	1:45.107	+1.462	14:30:35.068
5	1:45.971	+2.326	14:32:21.039
6	1:50.688	+7.043	14:34:11.727
(216) Andre Velten			
1	1:46.728	+3.078	14:25:27.202
2	1:44.649	+0.999	14:27:11.851
3	1:46.982	+3.332	14:28:58.833
4	1:43.650		14:30:42.483
5	1:45.302	+1.652	14:32:27.785
6	1:44.654	+1.004	14:34:12.439
7	1:47.283	+3.633	14:35:59.722
8	1:47.270	+3.620	14:37:46.992
9	1:51.016	+7.366	14:39:38.009
(555) Norbert Witopil			
1	1:46.636	+2.903	14:25:25.926
2	1:45.283	+1.550	14:27:11.209
3	1:44.092	+0.359	14:28:55.301
4	1:43.733		14:30:39.034
p5	2:39.033	+55.300	14:33:18.067
6	1:52.205	+8.472	14:35:10.272
7	1:51.265	+7.532	14:37:01.537
8	1:44.484	+0.751	14:38:46.021
(93) Holger Behnke			
1	1:50.391	+4.593	14:25:29.344
2	1:46.737	+0.939	14:27:16.081
3	1:45.798		14:29:01.879
4	1:45.816	+0.018	14:30:47.695
5	1:48.963	+3.165	14:32:36.658
6	1:45.921	+0.123	14:34:22.579
7	1:48.430	+2.632	14:36:11.009
8	1:47.327	+1.529	14:37:58.336
9	1:47.836	+2.038	14:39:46.173
(91) Andreas Trottenberg			
1	1:50.616	+4.024	14:25:34.569
2	1:47.014	+0.422	14:27:21.583
3	1:46.592		14:29:08.175
4	1:48.303	+1.711	14:30:56.478
5	1:49.685	+3.093	14:32:46.163
6	1:49.033	+2.441	14:34:35.196
7	1:49.181	+2.589	14:36:24.377
8	1:49.193	+2.601	14:38:13.570
9	1:49.160	+2.568	14:40:02.731
(14) Bernd Kreuzer			
1	2:05.690	+18.744	14:36:45.642
2	1:47.700	+0.754	14:38:33.342
3	1:46.945		14:40:20.288
(72) Holger Hesse			

Lap	Lap Tm	Diff	Time of Day
1	1:52.897	+5.936	14:25:40.407
2	1:51.550	+4.589	14:27:31.957
3	1:50.437	+3.476	14:29:22.394
4	1:49.407	+2.446	14:31:11.801
5	1:47.200	+0.239	14:32:59.001
6	1:50.267	+3.306	14:34:49.268
7	1:51.505	+4.544	14:36:40.773
8	1:50.397	+3.436	14:38:31.170
9	1:46.960		14:40:18.131
(43) Michael Grobelny			
1	1:54.202	+6.334	14:25:37.228
2	1:50.631	+2.763	14:27:27.859
3	1:51.695	+3.827	14:29:19.554
4	1:49.070	+1.202	14:31:08.624
5	1:47.977	+0.109	14:32:56.601
6	1:52.353	+4.485	14:34:48.954
7	1:50.709	+2.841	14:36:39.663
8	1:50.063	+2.195	14:38:29.726
9	1:47.867		14:40:17.594
(34) Thomas Hofmann			
1	1:52.615	+4.692	14:25:40.937
2	1:52.215	+4.292	14:27:33.152
3	1:51.581	+3.658	14:29:24.733
4	1:47.984	+0.061	14:31:12.717
5	1:47.923		14:33:00.640
6	1:49.680	+1.757	14:34:50.320
7	1:53.493	+5.570	14:36:43.813
8	3:15.959	+1:28.036	14:39:59.773
(19) Andreas Peck			
1	1:53.046	+5.066	14:25:36.428
2	1:49.412	+1.432	14:27:25.840
3	1:52.340	+4.360	14:29:18.180
4	1:48.324	+0.344	14:31:06.504
5	1:49.690	+1.710	14:32:56.194
6	1:49.980	+2.000	14:34:46.174
7	1:48.223	+0.243	14:36:34.397
8	1:47.980		14:38:22.377
9	1:50.752	+2.772	14:40:13.130
(79) Jörg Rohde			
1	1:52.576	+3.911	14:25:34.701
2	1:50.647	+1.982	14:27:25.348
3	1:50.586	+1.921	14:29:15.934
4	1:49.986	+1.321	14:31:05.920
5	1:48.665		14:32:54.585
6	1:54.195	+5.530	14:34:48.780
7	1:56.478	+7.813	14:36:45.258
(98) Marcus Franzen			
1	1:54.785	+5.754	14:25:53.553
2	1:50.559	+1.528	14:27:44.112
3	1:50.868	+1.837	14:29:34.980
4	1:50.043	+1.012	14:31:25.023
5	1:49.031		14:33:14.054
6	1:49.392	+0.361	14:35:03.446
7	1:52.966	+3.935	14:36:56.412
(6) Gerhard Werkstetter			
1	1:53.222	+3.988	14:25:40.663
2	1:51.341	+2.107	14:27:32.004
3	1:51.947	+2.713	14:29:23.951
4	1:50.038	+0.804	14:31:13.989
5	1:49.234		14:33:03.223

Clerk of the course Stefan Beck:

Sportkommissar Udo Arndt:

www.mylaps.com

Chief Timekeeper Monika Riehmers:

Licensed to: Camp Company GmbH

FIM Sidecar World Championship Schleiz

Classic Superbike

Schleizer Dreieck 3,805 Km

1. Qualifying

13.05.2011 14:05

Qualifying started at 14:21:31

Lap	Lap Tm	Diff	Time of Day
6	1:51.187	+1.953	14:34:54.410
7	1:50.530	+1.296	14:36:44.940
8	1:50.388	+1.154	14:38:35.328
9	1:49.428	+0.194	14:40:24.757
(61) Frank Maurer			
1	3:27.650	+1:38.186	14:27:22.350
p2	3:55.753	+2:06.289	14:31:18.103
3	1:54.862	+5.398	14:33:12.965
4	1:49.464		14:35:02.429
5	1:52.153	+2.689	14:36:54.582
(85) Malte Schröder			
1	2:05.252	+14.418	14:26:16.061
2	1:56.198	+5.364	14:28:12.259
3	1:54.574	+3.740	14:30:06.833
4	1:53.589	+2.755	14:32:00.422
5	1:53.011	+2.177	14:33:53.433
6	1:52.003	+1.169	14:35:45.436
7	1:50.834		14:37:36.270
8	1:51.348	+0.514	14:39:27.619
(52) Peter Johannsen			
1	2:05.829	+14.744	14:26:13.947
2	1:58.019	+6.934	14:28:11.966
3	1:55.894	+4.809	14:30:07.860
4	1:53.211	+2.126	14:32:01.071
5	1:54.429	+3.344	14:33:55.500
6	1:51.085		14:35:46.585
(137) Johann Adermayer			
1	1:56.293	+4.068	14:25:54.388
2	1:52.225		14:27:46.613
3	1:52.600	+0.375	14:29:39.213
4	1:52.973	+0.748	14:31:32.186
5	1:53.694	+1.469	14:33:25.880
6	1:54.659	+2.434	14:35:20.539
7	1:52.957	+0.732	14:37:13.496
8	2:23.732	+31.507	14:39:37.229
(133) Christian Hart			
1	1:53.707	+0.888	14:25:39.998
2	1:54.284	+1.465	14:27:34.282
3	1:53.098	+0.279	14:29:27.380
4	1:52.962	+0.143	14:31:20.342
5	1:53.675	+0.856	14:33:14.017
6	1:52.819		14:35:06.836
7	1:56.664	+3.845	14:37:03.500
(373) Manfred Weiler			
1	2:04.090	+10.990	14:26:04.448
2	2:00.538	+7.438	14:28:04.986
3	1:56.877	+3.777	14:30:01.863
4	1:58.907	+5.807	14:32:00.770
5	2:00.543	+7.443	14:34:01.313
6	1:59.193	+6.093	14:36:00.506
7	1:59.284	+6.184	14:37:59.790
8	1:53.099		14:39:52.890
(35) Rolf Toczec			
1	1:56.371	+2.734	14:25:46.113
2	1:54.374	+0.737	14:27:40.487
3	1:55.601	+1.964	14:29:36.088
4	1:55.522	+1.885	14:31:31.610
5	1:53.637		14:33:25.247
6	1:54.317	+0.680	14:35:19.564

Lap	Lap Tm	Diff	Time of Day
(44) Thomas Tippelt			
1	1:55.852	+1.970	14:25:45.307
2	1:54.818	+0.936	14:27:40.125
3	1:55.404	+1.522	14:29:35.529
4	1:55.221	+1.339	14:31:30.750
5	1:53.882		14:33:24.632
6	1:56.876	+2.994	14:35:21.508
7	1:56.695	+2.813	14:37:18.203
8	1:56.541	+2.659	14:39:14.744
9	2:07.741	+13.859	14:41:22.486
(60) Stephan Opelt			
1	2:04.229	+7.242	14:26:02.041
2	1:59.049	+2.062	14:28:01.090
3	1:59.068	+2.081	14:30:00.158
4	1:57.713	+0.726	14:31:57.871
5	1:58.116	+1.129	14:33:55.987
6	1:57.521	+0.534	14:35:53.508
7	1:56.987		14:37:50.495
8	2:00.524	+3.537	14:39:51.020
(90) Erik Skusa			
1	2:07.634	+9.795	14:26:10.375
2	2:01.488	+3.649	14:28:11.863
3	2:00.777	+2.938	14:30:12.640
4	1:59.619	+1.780	14:32:12.259
5	1:57.839		14:34:10.098
6	2:04.111	+6.272	14:36:14.209
7	2:00.760	+2.921	14:38:14.969
8	1:58.837	+0.998	14:40:13.807
(12) Brian Hopp			
1	2:02.517	+4.421	14:26:02.325
2	2:00.622	+2.526	14:28:02.947
3	1:58.096		14:30:01.043
4	1:59.003	+0.907	14:32:00.046
5	2:00.194	+2.098	14:34:00.240
6	1:58.424	+0.328	14:35:58.664
7	2:00.397	+2.301	14:37:59.061
8	2:01.295	+3.199	14:40:00.357
(39) Wilhelm Schwede			
1	2:04.238	+6.107	14:26:04.679
2	2:02.392	+4.261	14:28:07.071
3	1:58.131		14:30:05.202
4	2:01.115	+2.984	14:32:06.317
5	1:59.727	+1.596	14:34:06.044
6	1:59.602	+1.471	14:36:05.646
7	2:00.320	+2.189	14:38:05.966
8	2:03.417	+5.286	14:40:09.384
(36) Karsten Treske			
1	2:08.126	+9.505	14:26:17.835
2	2:03.932	+5.311	14:28:21.767
3	2:02.637	+4.016	14:30:24.404
4	1:59.977	+1.356	14:32:24.381
5	1:58.621		14:34:23.002
p6	3:02.132	+1:03.511	14:37:25.134
7	2:06.522	+7.901	14:39:31.657
(5) Mike Zebisch			
1	2:29.992	+29.592	14:24:11.908
2	2:11.351	+10.951	14:26:23.259
3	2:06.659	+6.259	14:28:29.918
4	2:03.867	+3.467	14:30:33.785

Lap	Lap Tm	Diff	Time of Day
5	2:04.880	+4.480	14:32:38.665
6	2:01.207	+0.807	14:34:39.872
7	2:00.400		14:36:40.272
8	2:04.763	+4.363	14:38:45.035
9	2:02.130	+1.730	14:40:47.166
(9) Andreas Meyer			
1	2:12.217	+11.802	14:26:22.545
2	2:04.836	+4.421	14:28:27.381
3	2:04.539	+4.124	14:30:31.920
4	2:01.723	+1.308	14:32:33.643
5	2:01.372	+0.957	14:34:35.015
6	2:01.015	+0.600	14:36:36.030
7	2:00.415		14:38:36.445
8	2:02.958	+2.543	14:40:39.404
(15) Rene Pieth			
1	2:03.157	+0.884	14:34:01.238
2	2:02.273		14:36:03.511
(45) Norman Tappert			
1	2:09.715	+3.919	14:26:16.990
2	2:08.322	+2.526	14:28:25.312
3	2:06.905	+1.109	14:30:32.217
4	2:06.219	+0.423	14:32:38.436
5	2:05.796		14:34:44.232
6	2:05.839	+0.043	14:36:50.071
(57) Christine Aresin			
1	2:13.350	+7.281	14:26:22.565
2	2:10.570	+4.501	14:28:33.135
3	2:10.757	+4.688	14:30:43.892
4	2:08.218	+2.149	14:32:52.110
5	2:06.069		14:34:58.179
6	2:07.369	+1.300	14:37:05.548
7	2:06.664	+0.595	14:39:12.212
8	2:08.390	+2.321	14:41:20.603
(89) Franz Loibl			
1	2:11.990	+4.829	14:26:18.249
2	2:12.125	+4.964	14:28:30.374
3	2:07.967	+0.806	14:30:38.341
4	2:07.938	+0.777	14:32:46.279
5	2:08.198	+1.037	14:34:54.477
6	2:08.556	+1.395	14:37:03.033
7	2:10.833	+3.672	14:39:13.866
8	2:07.160		14:41:21.027
(80) Heiko Heinrich			
1	3:06.358	+57.848	14:27:24.857
2	2:10.329	+1.819	14:29:35.186
3	2:10.358	+1.848	14:31:45.544
4	2:09.182	+0.672	14:33:54.726
5	2:08.510		14:36:03.236
6	2:10.486	+1.976	14:38:13.722
7	2:09.013	+0.503	14:40:22.736
(7) Klaus-Michael Kniese			
1	2:29.118	-3:58:25.657	14:24:12.378

Clerk of the course Stefan Beck:

Sportkommissar Udo Arndt:

www.mylaps.com

Chief Timekeeper Monika Riehmers:

Licensed to: Camp Company GmbH

Printed: 14.05.2011 10:07:22

FIM Sidecar World Championship Schleiz

Classic Superbike

Schleizer Dreieck 3,805 Km

2. Qualifying

-NEW-

14.05.2011 08:40

Qualifying started at 8:39:59

Pos	No. CL	Name	Nat./Hometown	Bike	Entrant/Team	Laps	Best Tm	Diff In Lap	km/h
1	1	Stefan Merkens	DE	Honda CB 1100 R	MMT Racing Team	11	1:37.663		140,258
2	33	Dirk Schnieders	DE	Honda Bol Dor EVO II	teamdor	3	1:38.538	0.875	139,012
3	219	Frank Heidger	DE	Merkens Honda CB900F	MMT Racing Team	10	1:39.320	1.657	137,918
4	3	Versteeg Jeroen	NL	Suzuki GSX-R 750		8	1:40.316	2.653	136,549
5	667	Stefan Domeier	DE	Suzuki Katana	Bikers Katana Racing Team	1	1:41.005	3.342	135,617
6	68	Thomas Ruckriegel	DE	Yamaha		11	1:41.839	4.176	134,506
7	30	Bruno Arzner	DE	Suzuki GSX	Team Blackforest	11	1:42.143	4.480	134,106
8	93	Holger Behnke	DE	Kawasaki Z 1000 J	Kraftrad Center	11	1:43.082	5.419	132,884
9	216	Andre Velten	DE	Kawasaki Z 1000 R	Team Twenty One	11	1:43.265	5.602	132,649
10	555	Norbert Witopil	DE	Suzuki GSX	Witopil Schwaben Racing Team	12	1:43.486	5.823	132,366
11	50	Olaf Färber	DE	Suzuki GSX 750	Team Naggisch Racing Odw.	9	1:43.514	5.851	132,330
12	14	Bernd Kreuzer	DE	Kawasaki Z 1000 R	Team Lenden Kawasaki	5	1:44.227	6.564	131,425
13	79	Jörg Rohde	DE	Honda Bol`dor	Jörg Rohde Team D`or	8	1:45.211	7.548	130,196
14	52	Peter Johannsen	NL	Suzuki GS 1000		10	1:46.414	8.751	128,724
15	19	Andreas Peck	DE	Bakker Honda RSC		11	1:46.414	8.751	128,724
16	91	Andreas Trottenberg	DE	Yamaha FZ 750	Team Sonic Speed	11	1:46.982	9.319	128,040
17	85	Malte Schröder	DE	Suzuki GSX	Gna Gna`s Racing Team	11	1:47.425	9.762	127,512
18	72	Holger Hesse	DE	Suzuki GS 1000	Low Budget Racing	11	1:47.732	10.069	127,149
19	43	Michael Grobelny	DE	GPZ1100 B1		10	1:48.635	10.972	126,092
20	98	Marcus Franzen	DE	Honda CB 1100 F		4	1:49.053	11.390	125,609
21	61	Frank Maurer	DE	Honda CB 1127 XR	Mig-Racing Team	6	1:49.387	11.724	125,225
22	6	Gerhard Werkstetter	DE	Honda Bol`dor		10	1:49.668	12.005	124,904
23	44	Thomas Tippelt	DE	Suzuki GSX1100 Katan	T-T-Racing	11	1:49.789	12.126	124,767
24	35	Rolf Toczek	DE	Suzuki GSX 750 ES	Boyzon Bikes	9	1:50.395	12.732	124,082
25	133	Christian Hart	DE	Honda CB 900 F	Christian Hart Racing	10	1:51.292	13.629	123,082
26	34	Thomas Hofmann	DE	Martin GS 1000	Projekt-34.de	11	1:52.101	14.438	122,193
27	137	Johann Adermayer	DE	Honda bol Dor		10	1:52.221	14.558	122,063
28	60	Stephan Opelt	DE	Suzuki GR 75 A	ELR-Racing Team	11	1:53.762	16.099	120,409
29	373	Manfred Weiler	DE	Rau RH 900 Honda	MMT Racing Team	6	1:54.529	16.866	119,603
30	12	Brian Hopp	DE	Kawasaki GPZ 1100 ZT	Project-34.de Brian Hopp	9	1:54.574	16.911	119,556
31	5	Mike Zebisch	DE	Suzuki GSXR 750		10	1:55.624	17.961	118,470
32	36	Karsten Treske	DE	Honda Bol`dor	Karsten Treske Racing	10	1:55.728	18.065	118,364
33	25	Claudia Mertens	DE	Honda Bol`dor	Claudia Mertens Racing	9	1:55.743	18.080	118,348
34	90	Erik Skusa	DE	Honda Bol`dor	Erik Skusa	10	1:55.895	18.232	118,193
35	39	Wilhelm Schwede	DE	Suzuki GS 40 XF	3 Kronen Team	10	1:57.540	19.877	116,539
36	9	Andreas Meyer	DE	Suzuki1100 Katana	T-T-Racing	10	1:58.372	20.709	115,720
37	89	Franz Loibl	DE	Kawasaki Z 1000	Franz Loibl	10	1:58.441	20.778	115,653
38	8	Jörg Lamcha	DE	Honda CB 750		10	2:01.233	23.570	112,989
39	57	Christine Aresin	DE	Suzuki GSX 750 E	Low Budget Racing	10	2:03.806	26.143	110,641
40	80	Heiko Heinrich	DE	Honda Bol`dor	Mig Hallenberg	10	2:04.551	26.888	109,979
41	45	Norman Tappert	DE	Honda Bol`dor	Mopedtraining	9	2:05.609	27.946	109,053
42	7	Klaus-Michael Kniese	DE	Seeley Honda		2			-
43	15	Rene Pieth	DE	Honda Bol`dor	Gurken Racing				-

Announcements

These results are provisional until the conclusion of any judicial and technical matters

FIM Sidecar World Championship Schleiz

Classic Superbike

Schleizer Dreieck 3,805 Km

2. Qualifying

-NEW-

14.05.2011 08:40

Qualifying started at 8:39:59

Lap	Lap Tm	Diff	Time of Day
(1) Stefan Merkens			
1	1:38.792	+1.129	8:43:29.887
2	1:38.941	+1.278	8:45:08.828
3	1:39.779	+2.116	8:46:48.607
4	1:39.746	+2.083	8:48:28.353
5	1:39.029	+1.366	8:50:07.382
6	1:37.663		8:51:45.045
7	1:40.027	+2.364	8:53:25.072
8	1:39.658	+1.995	8:55:04.730
9	1:39.270	+1.607	8:56:44.000
10	1:38.650	+0.987	8:58:22.650
11	1:37.971	+0.308	9:00:00.621

(33) Dirk Schnieders			
1	1:38.762	+0.224	8:43:30.471
2	1:38.538		8:45:09.009
3	1:42.038	+3.500	8:46:51.047

(219) Frank Heidger			
1	1:41.592	+2.272	8:43:35.131
2	1:48.642	+9.322	8:45:23.773
3	1:40.788	+1.468	8:47:04.561
4	1:46.628	+7.308	8:48:51.189
5	1:41.131	+1.811	8:50:32.320
6	1:39.320		8:52:11.640
p7	3:51.902	+2:12.582	8:56:03.542
8	2:04.222	+24.902	8:58:07.764
9	1:43.248	+3.928	8:59:51.012
10	2:13.496	+34.176	9:02:04.508

(3) Versteeg Jeroen			
1	1:41.967	+1.651	8:43:34.145
2	1:40.316		8:45:14.461
3	1:42.770	+2.454	8:46:57.231
4	1:43.896	+3.580	8:48:41.127
p5	5:22.130	+3:41.814	8:54:03.257
6	1:51.651	+11.335	8:55:54.908
7	1:43.342	+3.026	8:57:38.250
8	1:45.596	+5.280	8:59:23.846

(667) Stefan Domeier			
1	1:41.005		8:43:33.025

(68) Thomas Ruckriegel			
1	2:15.227	+33.388	8:42:57.897
2	1:46.119	+4.280	8:44:44.016
3	1:45.383	+3.544	8:46:29.399
4	1:45.516	+3.677	8:48:14.915
5	1:43.669	+1.830	8:49:58.584
6	1:43.715	+1.876	8:51:42.299
7	1:46.328	+4.489	8:53:28.627
8	1:46.947	+5.108	8:55:15.574
9	1:42.679	+0.840	8:56:58.253
10	1:41.839		8:58:40.092
11	1:44.021	+2.182	9:00:24.113

(30) Bruno Arzner			
1	1:45.711	+3.568	8:43:43.897
2	1:43.406	+1.263	8:45:27.303
3	1:42.766	+0.623	8:47:10.069
4	1:44.613	+2.470	8:48:54.682
5	1:44.266	+2.123	8:50:38.948
6	1:43.680	+1.537	8:52:22.628
7	1:42.143		8:54:04.771
8	1:44.009	+1.866	8:55:48.780

9	1:43.181	+1.038	8:57:31.961
10	1:46.588	+4.445	8:59:18.549
11	1:45.127	+2.984	9:01:03.676

(93) Holger Behnke			
1	1:47.109	+4.027	8:43:43.948
2	1:46.461	+3.379	8:45:30.409
3	1:43.646	+0.564	8:47:14.055
4	1:46.171	+3.089	8:49:00.226
5	1:46.200	+3.118	8:50:46.426
6	1:47.049	+3.967	8:52:33.475
7	1:45.049	+1.967	8:54:18.524
8	1:45.013	+1.931	8:56:03.537
9	1:44.341	+1.259	8:57:47.878
10	1:43.599	+0.517	8:59:31.477
11	1:43.082		9:01:14.559

(216) Andre Velten			
1	1:48.081	+4.816	8:43:53.709
2	1:47.553	+4.288	8:45:41.262
3	1:43.265		8:47:24.527
4	1:51.809	+8.544	8:49:16.336
5	1:46.556	+3.291	8:51:02.892
6	1:46.621	+3.356	8:52:49.513
7	1:46.275	+3.010	8:54:35.788
8	1:46.478	+3.213	8:56:22.266
9	1:43.961	+0.696	8:58:06.227
10	1:52.415	+9.150	8:59:58.642
11	2:02.607	+19.342	9:02:01.249

(555) Norbert Witopil			
1	1:56.732	+13.246	8:42:03.536
2	1:45.506	+2.020	8:43:49.042
3	1:44.926	+1.440	8:45:33.968
4	1:45.155	+1.669	8:47:19.123
5	1:45.952	+2.466	8:49:05.075
6	1:45.290	+1.804	8:50:50.365
7	1:43.708	+0.222	8:52:34.073
8	1:44.652	+1.166	8:54:18.725
9	1:44.066	+0.580	8:56:02.791
10	1:44.109	+0.623	8:57:46.900
11	1:43.588	+0.102	8:59:30.488
12	1:43.486		9:01:13.974

(50) Olaf Färber			
1	1:47.704	+4.190	8:43:45.104
2	1:44.500	+0.986	8:45:29.604
3	1:44.073	+0.559	8:47:13.677
p4	3:47.414	+2:03.900	8:51:01.091
5	2:02.929	+19.415	8:53:04.020
6	1:56.384	+12.870	8:55:00.404
7	1:43.514		8:56:43.918
8	1:52.231	+8.717	8:58:36.149
9	1:44.392	+0.878	9:00:20.541

(14) Bernd Kreuzer			
1	1:58.408	+14.181	8:42:21.591
2	1:46.640	+2.413	8:44:08.231
3	1:48.580	+4.353	8:45:56.811
4	1:44.227		8:47:41.038
5	1:44.800	+0.573	8:49:25.838

(79) Jörg Rohde			
1	1:48.706	+3.495	8:43:48.008
2	1:47.711	+2.500	8:45:35.719
3	1:45.211		8:47:20.930

4	1:46.286	+1.075	8:49:07.216
5	1:45.767	+0.556	8:50:52.983
6	1:45.409	+0.198	8:52:38.392
7	1:47.978	+2.767	8:54:26.370
8	1:46.250	+1.039	8:56:12.620

(52) Peter Johannsen			
1	1:51.858	+5.444	8:44:00.594
2	1:51.035	+4.621	8:45:51.629
3	1:50.558	+4.144	8:47:42.187
4	1:50.301	+3.887	8:49:32.488
5	1:50.932	+4.518	8:51:23.420
6	1:50.823	+4.409	8:53:14.243
7	1:50.384	+3.970	8:55:04.627
8	1:46.435	+0.021	8:56:51.062
9	1:46.414		8:58:37.476
10	1:49.028	+2.614	9:00:26.504

(19) Andreas Peck			
1	1:48.739	+2.325	8:43:48.453
2	1:49.167	+2.753	8:45:37.620
3	1:46.587	+0.173	8:47:24.207
4	1:48.569	+2.155	8:49:12.776
5	1:48.201	+1.787	8:51:00.977
6	1:48.044	+1.630	8:52:49.021
7	1:46.414		8:54:35.435
8	1:46.670	+0.256	8:56:22.105
9	1:46.639	+0.225	8:58:08.744
10	1:47.045	+0.631	8:59:55.789
11	1:46.829	+0.415	9:01:42.618

(91) Andreas Trottenberg			
1	2:07.762	+20.780	8:42:14.333
2	1:51.998	+5.016	8:44:06.331
3	1:50.142	+3.160	8:45:56.473
4	1:46.982		8:47:43.455
5	1:48.567	+1.585	8:49:32.022
6	1:49.214	+2.232	8:51:21.236
7	1:50.888	+3.906	8:53:12.124
8	1:50.070	+3.088	8:55:02.194
9	1:48.360	+1.378	8:56:50.554
10	1:48.600	+1.618	8:58:39.154
11	1:49.579	+2.597	9:00:28.733

(85) Malte Schröder			
1	2:09.775	+22.350	8:42:23.575
2	1:53.313	+5.888	8:44:16.888
3	1:54.076	+6.651	8:46:10.964
4	1:49.879	+2.454	8:48:00.843
5	1:49.166	+1.741	8:49:50.009
6	1:49.809	+2.384	8:51:39.818
7	1:47.425		8:53:27.243
8	1:49.194	+1.769	8:55:16.437
9	1:51.195	+3.770	8:57:07.632
10	1:49.185	+1.760	8:58:56.817
11	1:49.038	+1.613	9:00:45.855

(72) Holger Hesse			
1	2:11.002	+23.270	8:43:06.818
2	1:54.931	+7.199	8:45:01.749
3	1:53.519	+5.787	8:46:55.268
4	1:52.014	+4.282	8:48:47.282
5	1:52.041	+4.309	8:50:39.323
6	1:50.791	+3.059	8:52:30.114
7	1:50.125	+2.393	8:54:20.239
8	1:47.732		8:56:07.971

FIM Sidecar World Championship Schleiz

Classic Superbike

Schleizer Dreieck 3,805 Km

2. Qualifying

14.05.2011 08:40

Qualifying started at 8:39:59

Lap	Lap Tm	Diff	Time of Day
9	1:49.075	+1.343	8:57:57.046
10	1:57.530	+9.798	8:59:54.576
11	2:02.765	+15.033	9:01:57.341

(43) Michael Grobelny			
Lap	Lap Tm	Diff	Time of Day
1	1:50.275	+1.640	8:43:52.001
2	1:51.761	+3.126	8:45:43.762
3	1:50.882	+2.247	8:47:34.644
4	1:50.016	+1.381	8:49:24.660
5	1:53.894	+5.259	8:51:18.554
6	1:55.478	+6.843	8:53:14.032
7	1:52.462	+3.827	8:55:06.494
8	1:51.712	+3.077	8:56:58.206
9	1:48.635		8:58:46.841
10	1:50.552	+1.917	9:00:37.393

(98) Marcus Franzen			
Lap	Lap Tm	Diff	Time of Day
1	2:03.317	+14.264	8:42:11.058
2	1:51.553	+2.500	8:44:02.611
3	1:49.593	+0.540	8:45:52.204
4	1:49.053		8:47:41.257

(61) Frank Maurer			
Lap	Lap Tm	Diff	Time of Day
1	2:04.678	+15.291	8:42:21.854
2	1:51.308	+1.921	8:44:13.162
3	1:49.900	+0.513	8:46:03.062
4	1:49.425	+0.038	8:47:52.487
5	1:49.387		8:49:41.874
p6	3:18.918	+1:29.531	8:53:00.792

(6) Gerhard Werkstetter			
Lap	Lap Tm	Diff	Time of Day
1	2:08.766	+19.098	8:42:37.431
2	1:57.289	+7.621	8:44:34.720
3	1:55.567	+5.899	8:46:30.287
4	1:54.022	+4.354	8:48:24.309
5	1:52.249	+2.581	8:50:16.558
6	1:51.285	+1.617	8:52:07.843
7	1:53.354	+3.686	8:54:01.197
8	1:49.668		8:55:50.865
9	1:51.497	+1.829	8:57:42.362
10	1:52.011	+2.343	8:59:34.373

(44) Thomas Tippelt			
Lap	Lap Tm	Diff	Time of Day
1	2:10.909	+21.120	8:42:13.086
2	1:55.058	+5.269	8:44:08.144
3	1:54.876	+5.087	8:46:03.020
4	1:52.138	+2.349	8:47:55.158
5	1:50.825	+1.036	8:49:45.983
6	1:54.372	+4.583	8:51:40.355
7	1:49.978	+0.189	8:53:30.333
8	1:53.233	+3.444	8:55:23.566
9	1:51.728	+1.939	8:57:15.294
10	1:53.760	+3.971	8:59:09.054
11	1:49.789		9:00:58.843

(35) Rolf Toczek			
Lap	Lap Tm	Diff	Time of Day
1	2:07.229	+16.834	8:42:10.601
2	1:55.785	+5.390	8:44:06.386
3	1:53.182	+2.787	8:45:59.568
4	1:52.231	+1.836	8:47:51.799
5	1:53.414	+3.019	8:49:45.213
6	1:55.074	+4.679	8:51:40.287
7	1:58.657	+8.262	8:53:38.944
8	1:50.395		8:55:29.339
9	1:55.162	+4.767	8:57:24.501

(133) Christian Hart			
Lap	Lap Tm	Diff	Time of Day
1	1:51.701	+0.409	8:43:59.286
2	1:53.710	+2.418	8:45:52.996
3	1:51.522	+0.230	8:47:44.518
4	1:51.638	+0.346	8:49:36.156
5	1:51.791	+0.499	8:51:27.947
6	1:51.612	+0.320	8:53:19.559
7	1:51.582	+0.290	8:55:11.141
8	1:52.007	+0.715	8:57:03.148
9	1:52.254	+0.962	8:58:55.402
10	1:51.292		9:00:46.694

(34) Thomas Hofmann			
Lap	Lap Tm	Diff	Time of Day
1	2:07.405	+15.304	8:42:09.040
2	1:56.774	+4.673	8:44:05.814
3	1:53.389	+1.288	8:45:59.203
4	1:52.101		8:47:51.304
5	1:53.750	+1.649	8:49:45.054
6	1:52.606	+0.505	8:51:37.660
7	2:04.381	+12.280	8:53:42.041
8	2:13.904	+21.803	8:55:55.945
9	2:02.204	+10.103	8:57:58.149
10	1:58.311	+6.210	8:59:56.460
11	2:03.147	+11.046	9:01:59.607

(137) Johann Adermayer			
Lap	Lap Tm	Diff	Time of Day
1	2:15.738	+23.517	8:43:48.778
2	1:56.268	+4.047	8:45:45.046
3	1:53.711	+1.490	8:47:38.757
4	1:52.413	+0.192	8:49:31.170
5	1:53.239	+1.018	8:51:24.409
6	1:52.382	+0.161	8:53:16.791
7	1:53.537	+1.316	8:55:10.328
8	1:52.221		8:57:02.549
9	1:52.466	+0.245	8:58:55.015
10	1:53.174	+0.953	9:00:48.189

(60) Stephan Opelt			
Lap	Lap Tm	Diff	Time of Day
1	2:10.434	+16.672	8:42:14.225
2	1:58.565	+4.803	8:44:12.790
3	1:57.807	+4.045	8:46:10.597
4	2:01.185	+7.423	8:48:11.782
5	1:57.403	+3.641	8:50:09.185
6	1:56.591	+2.829	8:52:05.776
7	1:54.119	+0.357	8:53:59.895
8	1:53.762		8:55:53.657
9	1:53.767	+0.005	8:57:47.424
10	1:54.014	+0.252	8:59:41.438
11	1:54.615	+0.853	9:01:36.053

(373) Manfred Weiler			
Lap	Lap Tm	Diff	Time of Day
1	2:09.133	+14.604	8:42:17.709
2	1:57.600	+3.071	8:44:15.309
3	1:56.235	+1.706	8:46:11.544
4	2:00.494	+5.965	8:48:12.038
5	1:54.529		8:50:06.567
6	1:56.169	+1.640	8:52:02.736

(12) Brian Hopp			
Lap	Lap Tm	Diff	Time of Day
1	2:00.501	+5.927	8:44:14.876
2	1:59.637	+5.063	8:46:14.513
3	1:57.376	+2.802	8:48:11.889
4	2:00.459	+5.885	8:50:12.348
5	1:57.310	+2.736	8:52:09.658
6	1:55.171	+0.597	8:54:04.829
7	1:54.574		8:55:59.403

Lap	Lap Tm	Diff	Time of Day
8	1:57.559	+2.985	8:57:56.962
9	1:58.902	+4.328	8:59:55.864

(5) Mike Zebisch			
Lap	Lap Tm	Diff	Time of Day
1	2:15.285	+19.661	8:42:33.482
2	2:02.236	+6.612	8:44:35.718
3	2:01.592	+5.968	8:46:37.310
4	1:58.860	+3.236	8:48:36.170
5	1:59.500	+3.876	8:50:35.670
6	1:58.418	+2.794	8:52:34.088
7	1:56.913	+1.289	8:54:31.001
8	1:56.057	+0.433	8:56:27.058
9	1:56.661	+1.037	8:58:23.719
10	1:55.624		9:00:19.343

(36) Karsten Treske			
Lap	Lap Tm	Diff	Time of Day
1	2:18.424	+22.696	8:42:20.419
2	2:01.213	+5.485	8:44:21.632
3	2:02.770	+7.042	8:46:24.402
4	1:59.797	+4.069	8:48:24.199
p5	2:39.597	+43.869	8:51:03.796
6	2:13.242	+17.514	8:53:17.038
7	1:55.728		8:55:12.766
p8	2:38.530	+42.802	8:57:51.296
9	2:06.009	+10.281	8:59:57.305
10	2:03.100	+7.372	9:02:00.405

(25) Claudia Mertens			
Lap	Lap Tm	Diff	Time of Day
1	2:04.863	+9.120	8:44:34.506
2	2:01.812	+6.069	8:46:36.318
3	1:58.504	+2.761	8:48:34.822
4	1:57.980	+2.237	8:50:32.802
5	1:57.341	+1.598	8:52:30.143
6	1:58.337	+2.594	8:54:28.480
7	1:56.939	+1.196	8:56:25.419
8	1:56.177	+0.434	8:58:21.596
9	1:55.743		9:00:17.339

(90) Erik Skusa			
Lap	Lap Tm	Diff	Time of Day
1	2:24.887	+28.992	8:42:36.193
2	2:09.942	+14.047	8:44:46.135
3	2:00.955	+5.060	8:46:47.090
4	1:57.240	+1.345	8:48:44.330
5	1:59.238	+3.343	8:50:43.568
6	1:57.457	+1.562	8:52:41.025
7	1:58.226	+2.331	8:54:39.251
8	1:57.557	+1.662	8:56:36.808
9	1:56.934	+1.039	8:58:33.742
10	1:55.895		9:00:29.637

(39) Wilhelm Schwede			
Lap	Lap Tm	Diff	Time of Day
1	2:12.691	+15.151	8:42:18.249
2	2:02.969	+5.429	8:44:21.218
3	2:02.651	+5.111	8:46:23.869
4	2:02.494	+4.954	8:48:26.363
5	1:59.977	+2.437	8:50:26.340
6	2:00.065	+2.525	8:52:26.405
7	2:00.833	+3.293	8:54:27.238
8	1:58.267	+0.727	8:56:25.505
9	1:58.964	+1.424	8:58:24.469
10	1:57.540		9:00:22.009

(9) Andreas Meyer			
Lap	Lap Tm	Diff	Time of Day
1	2:23.185	+24.813	8:42:31.602
2	2:09.202	+10.830	8:44:40.804
3	2:06.359	+7.987	8:46:47.163

FIM Sidecar World Championship Schleiz

Classic Superbike

Schleizer Dreieck 3,805 Km

2. Qualifying

14.05.2011 08:40

Qualifying started at 8:39:59



Lap	Lap Tm	Diff	Time of Day
4	2:05.838	+7.466	8:48:53.001
5	2:05.384	+7.012	8:50:58.385
6	2:03.436	+5.064	8:53:01.821
7	2:03.404	+5.032	8:55:05.225
8	2:00.889	+2.517	8:57:06.114
9	1:58.372		8:59:04.486
10	1:59.630	+1.258	9:01:04.116

(89) Franz Loibl

1	2:22.451	+24.010	8:42:28.338
2	2:01.573	+3.132	8:44:29.911
3	2:03.650	+5.209	8:46:33.561
4	2:01.403	+2.962	8:48:34.964
5	2:02.194	+3.753	8:50:37.158
6	2:00.835	+2.394	8:52:37.993
7	2:00.419	+1.978	8:54:38.412
8	1:59.740	+1.299	8:56:38.152
9	2:01.531	+3.090	8:58:39.683
10	1:58.441		9:00:38.124

(8) Jörg Lamcha

1	2:15.735	+14.502	8:42:38.425
2	2:07.940	+6.707	8:44:46.365
3	2:05.522	+4.289	8:46:51.887
4	2:03.591	+2.358	8:48:55.478
5	2:05.928	+4.695	8:51:01.406
6	2:03.824	+2.591	8:53:05.230
7	2:04.954	+3.721	8:55:10.184
8	2:02.704	+1.471	8:57:12.888
9	2:05.753	+4.520	8:59:18.641
10	2:01.233		9:01:19.874

(57) Christine Aresin

1	2:27.422	+23.616	8:42:39.948
2	2:10.415	+6.609	8:44:50.363
3	2:08.590	+4.784	8:46:58.953
4	2:06.346	+2.540	8:49:05.299
5	2:05.967	+2.161	8:51:11.266
6	2:05.528	+1.722	8:53:16.794
7	2:05.731	+1.925	8:55:22.525
8	2:05.867	+2.061	8:57:28.392
9	2:03.806		8:59:32.198
10	2:03.854	+0.048	9:01:36.052

(80) Heiko Heinrich

1	2:19.339	+14.788	8:42:42.249
2	2:08.850	+4.299	8:44:51.099
3	2:09.069	+4.518	8:47:00.168
4	2:06.861	+2.310	8:49:07.029
5	2:05.495	+0.944	8:51:12.524
6	2:07.909	+3.358	8:53:20.433
7	2:04.551		8:55:24.984
8	2:06.517	+1.966	8:57:31.501
9	2:05.639	+1.088	8:59:37.140
10	2:08.153	+3.602	9:01:45.293

(45) Norman Tappert

1	2:19.378	+13.769	8:42:45.673
2	2:09.608	+3.999	8:44:55.281
3	2:11.111	+5.502	8:47:06.392
4	2:05.609		8:49:12.001
5	2:06.960	+1.351	8:51:18.961
6	2:08.565	+2.956	8:53:27.526
7	2:08.394	+2.785	8:55:35.920
8	2:07.198	+1.589	8:57:43.118
9	2:06.320	+0.711	8:59:49.438

Lap	Lap Tm	Diff	Time of Day
(7) Klaus-Michael Kniese			
p1	4:25.231	-3:56:29.544	8:47:02.334
2	2:20.264	-3:58:34.511	8:49:22.598


FIM Sidecar World Championship Schleiz

Classic Superbike

Schleizer Dreieck 3,805 Km

Total Result Qualifying

-NEW-



Pos	No. CL	Name	Nat./Hometown	Bike	Entrant/Team	Total Best Tm	Diff	Z1 Best Tm	Z2 Best Tm
1	1	Stefan Merkens	DE	Honda CB 1100 R	MMT Racing Team	1:37.663		1:38.663	1:37.663
2	33	Dirk Schnieders	DE	Honda Bol Dor EVO II	teamdor	1:38.336	0.673	1:38.336	1:38.538
3	219	Frank Heidger	DE	Yamaha	Heidger Motorsport	1:39.320	1.657	1:41.571	1:39.320
4	3	Versteeg Jeroen	NL	Suzuki GSX-R 750		1:40.316	2.653	1:42.616	1:40.316
5	667	Stefan Domeier	DE	Suzuki Katana		1:41.005	3.342	1:41.858	1:41.005
6	68	Thomas Ruckriegel	DE	Yamaha		1:41.839	4.176	1:43.626	1:41.839
7	30	Bruno Arzner	DE	Suzuki GSX	Team Blackforest	1:42.143	4.480	1:43.645	1:42.143
8	93	Holger Behnke	DE	Kawasaki Z 1000 J	Kraftrad Center	1:43.082	5.419	1:45.798	1:43.082
9	50	Olaf Färber	DE	Suzuki GSX 750	Team Naggisch Racing	1:43.159	5.496	1:43.159	1:43.514
10	216	Andre Velten	DE	Kawasaki Z 1000 R	Team Twenty One	1:43.265	5.602	1:43.650	1:43.265
11	555	Norbert Witopil	DE	Suzuki GSX	Witopil Schwaben Racir	1:43.486	5.823	1:43.733	1:43.486
12	14	Bernd Kreuzer	DE	Kawasaki Z 1000 R	Team Lenden Kawasaki	1:44.227	6.564	1:46.945	1:44.227
13	79	Jörg Rohde	DE	Honda Bol' dor	Jörg Rohde Team D' or	1:45.211	7.548	1:48.665	1:45.211
14	52	Peter Johannsen	NL	Suzuki GS 1000		1:46.414	8.751	1:51.085	1:46.414
15	19	Andreas Peck	DE	Bakker Honda RSC		1:46.414	8.751	1:47.980	1:46.414
16	91	Andreas Trottenberg	DE	Yamaha FZ 750	Team Sonic Speed	1:46.592	8.929	1:46.592	1:46.982
17	72	Holger Hesse	DE	Suzuki GS 1000	Low Budget Racing	1:46.960	9.297	1:46.960	1:47.732
18	85	Malte Schröder	DE	Suzuki GSX	Gna Gna`s Racing Team	1:47.425	9.762	1:50.834	1:47.425
19	43	Michael Grobelny	DE	GPZ1100 B1		1:47.867	10.204	1:47.867	1:48.635
20	34	Thomas Hofmann	DE	Martin GS 1000	Projekt-34.de	1:47.923	10.260	1:47.923	1:52.101
21	98	Marcus Franzen	DE	Honda CB 1100 F		1:49.031	11.368	1:49.031	1:49.053
22	6	Gerhard Werkstetter	DE	Honda Bol' dor		1:49.234	11.571	1:49.234	1:49.668
23	61	Frank Maurer	DE	Honda CB 1127 XR	Mig-Racing Team	1:49.387	11.724	1:49.464	1:49.387
24	44	Thomas Tippelt	DE	Suzuki GSX1100 Katana	T-T-Racing	1:49.789	12.126	1:53.882	1:49.789
25	35	Rolf Toczek	DE	Suzuki GSX 750 ES	Boyzon Bikes	1:50.395	12.732	1:53.637	1:50.395
26	133	Christian Hart	DE	Honda CB 900 F	Christian Hart Racing	1:51.292	13.629	1:52.819	1:51.292
27	137	Johann Adermayer	DE	Honda bol Dor		1:52.221	14.558	1:52.225	1:52.221
28	373	Manfred Weiler	DE	Rau RH 900 Honda	MMT Racing Team	1:53.099	15.436	1:53.099	1:54.529
29	60	Stephan Opelt	DE	Suzuki GR 75 A	ELR-Racing Team	1:53.762	16.099	1:56.987	1:53.762
30	12	Brian Hopp	DE	Kawasaki GPZ 1100 ZT	Project-34.de Brian Hopp	1:54.574	16.911	1:58.096	1:54.574
31	5	Mike Zebisch	DE	Suzuki GSXR 750		1:55.624	17.961	2:00.400	1:55.624
32	36	Karsten Treske	DE	Honda Bol' dor	Karsten Treske Racing	1:55.728	18.065	1:58.621	1:55.728
33	25	Claudia Mertens	DE	Honda Bol' dor	Claudia Mertens Racing	1:55.743	18.080		1:55.743
34	90	Erik Skusa	DE	Honda Bol' dor	Erik Skusa	1:55.895	18.232	1:57.839	1:55.895
35	39	Wilhelm Schwede	DE	Suzuki GS 40 XF	3 Kronen Team	1:57.540	19.877	1:58.131	1:57.540
36	9	Andreas Meyer	DE	Suzuki1100 Katana	T-T-Racing	1:58.372	20.709	2:00.415	1:58.372
37	89	Franz Loibl	DE	Kawasaki Z 1000	Franz Loibl	1:58.441	20.778	2:07.160	1:58.441
38	8	Jörg Lamcha	DE	Honda CB 750		2:01.233	23.570		2:01.233
39	15	Rene Pieth	DE	Honda Bol' dor	Gurken Racing	2:02.273	24.610	2:02.273	
40	57	Christine Aresin	DE	Suzuki GSX 750 E	Low Budget Racing	2:03.806	26.143	2:06.069	2:03.806
41	80	Heiko Heinrich	DE	Honda Bol' dor	Mig Hallenberg	2:04.551	26.888	2:08.510	2:04.551
42	45	Norman Tappert	DE	Honda Bol' dor	Mopedtraining	2:05.609	27.946	2:05.796	2:05.609
43	7	Klaus-Michael Kniese	DE	Seeley Honda					

Announcements

These results are provisional until the conclusion of any judicial and technical matters

Keine Zulassung zum Start

Start-Nr.: 7,15,39

FIM Sidecar World Championship Schleiz


Classic Superbike

Schleizer Dreieck 3,805 Km

Startgrid Sprint Race

14.05.2011 13:30

Race (8 Laps)



10	8	57	80	45
	37	38	39	40
9	90	39	9	89
	33	34	35	36
8	12	5	36	25
	29	30	31	32
7	133	137	373	60
	25	26	27	28
6	6	61	44	35
	21	22	23	24
5	85	43	34	98
	17	18	19	20
4	52	19	91	72
	13	14	15	16
3	216	555	14	79
	9	10	11	12
2	68	30	93	50
	5	6	7	8
1	1	33	219	3
	1	2	3	4

POLE POSITION 1



FIM Sidecar World Championship Schleiz

Classic Superbike

Schleizer Dreieck 3,805 Km

Startgrid Gold Race

15.05.2011 17:00

Race (16 Laps)

10	45	7		
	37	38		
9	89	8	57	80
	33	34	35	36
8	25	90	39	9
	29	30	31	32
7	373	60	12	36
	25	26	27	28
6	44	35	133	137
	21	22	23	24
5	43	34	98	61
	17	18	19	20
4	19	91	72	85
	13	14	15	16
3	555	14	79	52
	9	10	11	12
2	68	93	50	216
	5	6	7	8
1	1	33	219	3
	POLE POSITION 1	2	3	4





FIM Sidecar World Championship Schleiz

Classic Superbike

Schleizer Dreieck 3,805 Km

Sprint Race

-NEW-

14.05.2011 13:30

Race (8 Laps) started at 13:29:29

Pos	No.	CL	Name	Nat./Hometown	Bike	Entrant/Team	Laps	Total Tm	Diff	Best Tm	Ø km/h
A											
1	1		Stefan Merkens	DE	Honda CB 1100 R	MMT Racing Team	8	13:02.835		1:35.651	139,984
2	33		Dirk Schnieders	DE	Honda Bol Dor EVO II	teamdor	8	13:11.656	8.821	1:37.357	138,424
3	219		Frank Heidger	DE	Merkens Honda CB900F	MMT Racing Team	8	13:30.594	27.759	1:39.446	135,190
4	216		Andre Velten	DE	Kawasaki Z 1000 R	Team Twenty One	8	13:46.148	43.313	1:41.283	132,645
5	68		Thomas Ruckriegel	DE	Yamaha		8	13:49.200	46.365	1:41.598	132,156
6	555		Norbert Witopil	DE	Suzuki GSX	Witopil Schwaben Racing Team	8	13:49.410	46.575	1:41.580	132,123
7	79		Jörg Rohde	DE	Honda Bol' dor	Jörg Rohde Team D' or	8	13:59.920	57.085	1:43.497	130,470
8	72		Holger Hesse	DE	Suzuki GS 1000	Low Budget Racing	8	14:28.974	1:26.139	1:46.523	126,107
9	85		Malte Schröder	DE	Suzuki GSX	Gna Gna's Racing Team	8	14:46.745	1:43.910	1:48.505	123,580
10	35		Rolf Toczek	DE	Suzuki GSX 750 ES	Boyzon Bikes	7	13:14.425	1 Lap	1:50.350	120,699
11	12		Brian Hopp	DE	Kawasaki GPZ 1100 ZT	Project-34.de Brian Hopp	7	13:48.595	1 Lap	1:55.208	115,721
Not classified (75% = 6 Laps)											
DNF	14		Bernd Kreuzer	DE	Kawasaki Z 1000 R	Team Lenden Kawasaki		4.618	DNF		-
N											
1	3		Versteeg Jeroen	NL	Suzuki GSX-R 750		8	13:38.277		1:39.751	133,920
2	30		Bruno Arzner	DE	Suzuki GSX	Team Blackforest	8	13:50.683	12.406	1:42.043	131,920
3	93		Holger Behnke	DE	Kawasaki Z 1000 J	Kraftrad Center	8	13:50.970	12.693	1:41.695	131,875
4	50		Olaf Färber	DE	Suzuki GSX 750	Team Naggisch Racing Odw.	8	13:57.601	19.324	1:43.016	130,831
5	91		Andreas Trottenberg	DE	Yamaha FZ 750	Team Sonic Speed	8	14:16.988	38.711	1:45.319	127,871
6	43		Michael Grobelny	DE	GPZ1100 B1		8	14:26.802	48.525	1:46.765	126,423
7	61		Frank Maurer	DE	Honda CB 1127 XR	Mig-Racing Team	8	15:05.740	1:27.463	1:47.746	120,988
8	44		Thomas Tippelt	DE	Suzuki GSX1100 Katan	T-T-Racing	7	13:06.387	1 Lap	1:49.562	121,932
9	60		Stephan Opelt	DE	Suzuki GR 75 A	ELR-Racing Team	7	13:39.683	1 Lap	1:53.871	116,979
10	39		Wilhelm Schwede	DE	Suzuki GS 40 XF	3 Kronen Team	7	14:15.065	1 Lap	1:58.433	112,139
11	5		Mike Zebisch	DE	Suzuki GSXR 750		7	14:17.073	1 Lap	1:58.376	111,876
V											
1	19		Andreas Peck	DE	Bakker Honda RSC		8	14:20.491		1:45.292	127,351
2	52		Peter Johannsen	DE	Suzuki GS 1000		8	14:35.524	15.033	1:47.452	125,164
3	6		Gerhard Werkstetter	DE	Honda Bol' dor		8	14:48.181	27.690	1:48.721	123,380
4	98		Marcus Franzen	DE	Honda CB 1100 F	MMT Racing Team	8	14:49.774	29.283	1:46.784	123,159
5	34		Thomas Hofmann	DE	Martin GS 1000	Projekt-34.de	8	14:49.836	29.345	1:48.449	123,151
6	137		Johann Adermayer	DE	Honda bol Dor		7	13:12.639	1 Lap	1:51.782	120,971
7	133		Christian Hart	DE	Honda CB 900 F	Christian Hart Racing	7	13:13.422	1 Lap	1:50.959	120,851
8	373		Manfred Weiler	DE	Rau RH 900 Honda	MMT Racing Team	7	13:28.848	1 Lap	1:52.675	118,546
9	90		Erik Skusa	DE	Honda Bol' dor	Erik Skusa	7	13:49.052	1 Lap	1:55.294	115,657
10	36		Karsten Treske	DE	Honda Bol' dor	Karsten Treske Racing	7	14:03.222	1 Lap	1:57.095	113,714
11	25		Claudia Mertens	DE	Honda Bol' dor	Claudia Mertens Racing	7	14:14.367	1 Lap	1:57.936	112,230
12	9		Andreas Meyer	DE	Suzuki1100 Katana	T-T-Racing	7	14:15.538	1 Lap	1:58.057	112,077
13	8		Jörg Lamcha	DE	Honda CB 750		7	14:26.736	1 Lap	2:00.779	110,629
14	57		Christine Aresin	DE	Suzuki GSX 750 E	Low Budget Racing	7	14:38.721	1 Lap	2:03.052	109,120
15	89		Franz Loibl	DE	Kawasaki Z 1000	Franz Loibl	7	14:40.490	1 Lap	2:03.019	108,901
16	45		Norman Tappert	DE	Honda Bol' dor	Mopedtraining	7	15:05.739	1 Lap	2:05.921	105,865
17	80		Heiko Heinrich	DE	Honda Bol' dor	Mig Hallenberg	6	13:07.107	2 Laps	2:08.807	104,418

Announcements

These results are provisional until the conclusion of any judicial and technical matters

St.No. 98 : +20 s Penalty - Jump Start

Startet: 40 Classified: 39 Not classified: 1

Margin of Victory	Ø km/h	Best Lap Tm	km/h	Best Lap by
8.821	139,984	1:35.651	143,208	1 - Stefan Merkens

Official Timing www.camp-company.de

Orbits

Clerk of the course Stefan Beck:

Sportkommissar Udo Arndt:

www.mylaps.com

Chief Timekeeper Monika Riehmers:

Licensed to: Camp Company GmbH

Printed: 14.05.2011 14:23:48

FIM: 105/02; DMSB-Req.-Nr. SE-02/11; UEM: EMN 10/277

FIM Sidecar World Championship Schleiz

Classic Superbike

Schleizer Dreieck 3,805 Km

Sprint Race

-NEW-

14.05.2011 13:30

Race (8 Laps) started at 13:29:29

Pos	No.	CL	Name	Nat./Hometown	Bike	Entrant/Team	Laps	Total Tm	Diff	Best Tm	Ø km/h
1	1		Stefan Merkens	DE	Honda CB 1100 R	MMT Racing Team	8	13:02.835		1:35.651	139,984
2	33		Dirk Schnieders	DE	Honda Bol Dor EVO II	teamdor	8	13:11.656	8.821	1:37.357	138,424
3	219		Frank Heidger	DE	Merkens Honda CB900F	MMT Racing Team	8	13:30.594	27.759	1:39.446	135,190
4	3		Versteeg Jeroen	NL	Suzuki GSX-R 750		8	13:38.277	35.442	1:39.751	133,920
5	216		Andre Velten	DE	Kawasaki Z 1000 R	Team Twenty One	8	13:46.148	43.313	1:41.283	132,645
6	68		Thomas Ruckriegel	DE	Yamaha		8	13:49.200	46.365	1:41.598	132,156
7	555		Norbert Witopil	DE	Suzuki GSX	Witopil Schwaben Racing Team	8	13:49.410	46.575	1:41.580	132,123
8	30		Bruno Arzner	DE	Suzuki GSX	Team Blackforest	8	13:50.683	47.848	1:42.043	131,920
9	93		Holger Behnke	DE	Kawasaki Z 1000 J	Krafttrad Center	8	13:50.970	48.135	1:41.695	131,875
10	50		Olaf Färber	DE	Suzuki GSX 750	Team Naggisch Racing Odw.	8	13:57.601	54.766	1:43.016	130,831
11	79		Jörg Rohde	DE	Honda Bol`dor	Jörg Rohde Team D`or	8	13:59.920	57.085	1:43.497	130,470
12	91		Andreas Trottenberg	DE	Yamaha FZ 750	Team Sonic Speed	8	14:16.988	1:14.153	1:45.319	127,871
13	19		Andreas Peck	DE	Bakker Honda RSC		8	14:20.491	1:17.656	1:45.292	127,351
14	43		Michael Grobelny	DE	GPZ1100 B1		8	14:26.802	1:23.967	1:46.765	126,423
15	72		Holger Hesse	DE	Suzuki GS 1000	Low Budget Racing	8	14:28.974	1:26.139	1:46.523	126,107
16	52		Peter Johannsen	DE	Suzuki GS 1000		8	14:35.524	1:32.689	1:47.452	125,164
17	85		Malte Schröder	DE	Suzuki GSX	Gna Gna`s Racing Team	8	14:46.745	1:43.910	1:48.505	123,580
18	6		Gerhard Werkstetter	DE	Honda Bol`dor		8	14:48.181	1:45.346	1:48.721	123,380
19	98		Marcus Franzen	DE	Honda CB 1100 F	MMT Racing Team	8	14:49.774	1:46.939	1:46.784	123,159
20	34		Thomas Hofmann	DE	Martin GS 1000	Projekt-34.de	8	14:49.836	1:47.001	1:48.449	123,151
21	61		Frank Maurer	DE	Honda CB 1127 XR	Mig-Racing Team	8	15:05.740	2:02.905	1:47.746	120,988
22	44		Thomas Tippelt	DE	Suzuki GSX1100 Katan	T-T-Racing	7	13:06.387	1 Lap	1:49.562	121,932
23	137		Johann Adermayer	DE	Honda bol Dor		7	13:12.639	1 Lap	1:51.782	120,971
24	133		Christian Hart	DE	Honda CB 900 F	Christian Hart Racing	7	13:13.422	1 Lap	1:50.959	120,851
25	35		Rolf Toczek	DE	Suzuki GSX 750 ES	Boyzon Bikes	7	13:14.425	1 Lap	1:50.350	120,699
26	373		Manfred Weiler	DE	Rau RH 900 Honda	MMT Racing Team	7	13:28.848	1 Lap	1:52.675	118,546
27	60		Stephan Opelt	DE	Suzuki GR 75 A	ELR-Racing Team	7	13:39.683	1 Lap	1:53.871	116,979
28	12		Brian Hopp	DE	Kawasaki GPZ 1100 ZT	Project-34.de Brian Hopp	7	13:48.595	1 Lap	1:55.208	115,721
29	90		Erik Skusa	DE	Honda Bol`dor	Erik Skusa	7	13:49.052	1 Lap	1:55.294	115,657
30	36		Karsten Treske	DE	Honda Bol`dor	Karsten Treske Racing	7	14:03.222	1 Lap	1:57.095	113,714
31	25		Claudia Mertens	DE	Honda Bol`dor	Claudia Mertens Racing	7	14:14.367	1 Lap	1:57.936	112,230
32	39		Wilhelm Schwede	DE	Suzuki GS 40 XF	3 Kronen Team	7	14:15.065	1 Lap	1:58.433	112,139
33	9		Andreas Meyer	DE	Suzuki1100 Katana	T-T-Racing	7	14:15.538	1 Lap	1:58.057	112,077
34	5		Mike Zebisch	DE	Suzuki GSXR 750		7	14:17.073	1 Lap	1:58.376	111,876
35	8		Jörg Lamcha	DE	Honda CB 750		7	14:26.736	1 Lap	2:00.779	110,629
36	57		Christine Aresin	DE	Suzuki GSX 750 E	Low Budget Racing	7	14:38.721	1 Lap	2:03.052	109,120
37	89		Franz Loibl	DE	Kawasaki Z 1000	Franz Loibl	7	14:40.490	1 Lap	2:03.019	108,901
38	45		Norman Tappert	DE	Honda Bol`dor	Mopedtraining	7	15:05.739	1 Lap	2:05.921	105,865
39	80		Heiko Heinrich	DE	Honda Bol`dor	Mig Hallenberg	6	13:07.107	2 Laps	2:08.807	104,418

Not classified (75% = 6 Laps)

DNF	14		Bernd Kreuzer	DE	Kawasaki Z 1000 R	Team Lenden Kawasaki		4.618		DNF	-
-----	----	--	---------------	----	-------------------	----------------------	--	-------	--	-----	---

Announcements

These results are provisional until the conclusion of any judicial and technical matters

St.No. 98 : +20 s Penalty - Jump Start

Startet: 40 Classified: 39 Not classified: 1

Margin of Victory	Ø km/h	Best Lap Tm	km/h	Best Lap by
8.821	139,984	1:35.651	143,208	1 - Stefan Merkens

FIM Sidecar World Championship Schleiz

Classic Superbike

Schleizer Dreieck 3,805 Km

Sprint Race

14.05.2011 13:30

Race (8 Laps) started at 13:29:29

Lap	Lap Tm	Diff	Time of Day
(1) Stefan Merkens			
1	1:41.875	+6.224	13:31:11.332
2	1:36.260	+0.609	13:32:47.592
3	1:35.651		13:34:23.243
4	1:36.207	+0.556	13:35:59.450
5	1:38.021	+2.370	13:37:37.471
6	1:37.343	+1.692	13:39:14.814
7	1:37.513	+1.862	13:40:52.327
8	1:39.965	+4.314	13:42:32.292
(33) Dirk Schnieders			
1	1:41.849	+4.492	13:31:11.355
2	1:37.411	+0.054	13:32:48.766
3	1:37.415	+0.058	13:34:26.181
4	1:37.357		13:36:03.538
5	1:41.451	+4.094	13:37:44.989
6	1:39.007	+1.650	13:39:23.996
7	1:38.558	+1.201	13:41:02.554
8	1:38.559	+1.202	13:42:41.113
(219) Frank Heidger			
1	1:44.158	+4.712	13:31:14.451
2	1:39.446		13:32:53.897
3	1:39.613	+0.167	13:34:33.510
4	1:39.839	+0.393	13:36:13.349
5	1:40.121	+0.675	13:37:53.470
6	1:42.126	+2.680	13:39:35.596
7	1:41.103	+1.657	13:41:16.699
8	1:43.352	+3.906	13:43:00.051
(3) Versteeg Jeroen			
1	1:44.606	+4.855	13:31:14.542
2	1:40.446	+0.695	13:32:54.988
3	1:39.751		13:34:34.739
4	1:40.124	+0.373	13:36:14.863
5	1:42.291	+2.540	13:37:57.154
6	1:44.283	+4.532	13:39:41.437
7	1:43.464	+3.713	13:41:24.901
8	1:42.833	+3.082	13:43:07.734
(216) Andre Velten			
1	1:49.777	+8.494	13:31:21.562
2	1:42.153	+0.870	13:33:03.715
3	1:42.113	+0.830	13:34:45.828
4	1:41.283		13:36:27.111
5	1:41.715	+0.432	13:38:08.826
6	1:41.596	+0.313	13:39:50.422
7	1:42.625	+1.342	13:41:33.047
8	1:42.558	+1.275	13:43:15.605
(68) Thomas Ruckriegel			
1	1:46.516	+4.918	13:31:16.915
2	1:42.854	+1.256	13:32:59.769
3	1:42.552	+0.954	13:34:42.321
4	1:42.153	+0.555	13:36:24.474
5	1:44.518	+2.920	13:38:08.992
6	1:44.111	+2.513	13:39:53.103
7	1:43.956	+2.358	13:41:37.059
8	1:41.598		13:43:18.657
(555) Norbert Witopil			
1	1:47.015	+5.435	13:31:17.944
2	1:43.316	+1.736	13:33:01.260
3	1:42.600	+1.020	13:34:43.860
4	1:41.580		13:36:25.440

Lap	Lap Tm	Diff	Time of Day
5	1:43.712	+2.132	13:38:09.152
6	1:43.001	+1.421	13:39:52.153
7	1:43.830	+2.250	13:41:35.983
8	1:42.884	+1.304	13:43:18.867
(30) Bruno Arzner			
1	1:47.381	+5.338	13:31:18.154
2	1:43.209	+1.166	13:33:01.363
3	1:43.196	+1.153	13:34:44.559
4	1:42.570	+0.527	13:36:27.129
5	1:42.114	+0.071	13:38:09.243
6	1:43.996	+1.953	13:39:53.239
7	1:44.858	+2.815	13:41:38.097
8	1:42.043		13:43:20.140
(93) Holger Behnke			
1	1:48.635	+6.940	13:31:19.428
2	1:43.661	+1.966	13:33:03.089
3	1:43.222	+1.527	13:34:46.311
4	1:42.326	+0.631	13:36:28.637
5	1:41.695		13:38:10.332
6	1:44.322	+2.627	13:39:54.654
7	1:44.052	+2.357	13:41:38.706
8	1:41.721	+0.026	13:43:20.427
(50) Olaf Färber			
1	1:46.976	+3.960	13:31:18.144
2	1:44.088	+1.072	13:33:02.232
3	1:43.016		13:34:45.248
4	1:43.280	+0.264	13:36:28.528
5	1:44.463	+1.447	13:38:12.991
6	1:44.347	+1.331	13:39:57.338
7	1:44.825	+1.809	13:41:42.163
8	1:44.895	+1.879	13:43:27.058
(79) Jörg Rohde			
1	1:49.133	+5.636	13:31:20.860
2	1:44.370	+0.873	13:33:05.230
3	1:43.497		13:34:48.727
4	1:43.835	+0.338	13:36:32.562
5	1:43.591	+0.094	13:38:16.153
6	1:44.593	+1.096	13:40:00.746
7	1:44.603	+1.106	13:41:45.349
8	1:44.028	+0.531	13:43:29.377
(91) Andreas Trottenberg			
1	1:51.529	+6.210	13:31:23.378
2	1:45.404	+0.085	13:33:08.782
3	1:45.448	+0.129	13:34:54.230
4	1:45.319		13:36:39.549
5	1:46.426	+1.107	13:38:25.975
6	1:47.066	+1.747	13:40:13.041
7	1:46.596	+1.277	13:41:59.637
8	1:46.808	+1.489	13:43:46.445
(19) Andreas Peck			
1	1:53.304	+8.012	13:31:25.642
2	1:46.894	+1.602	13:33:12.536
3	1:46.053	+0.761	13:34:58.589
4	1:46.922	+1.630	13:36:45.511
5	1:45.525	+0.233	13:38:31.036
6	1:48.147	+2.855	13:40:19.183
7	1:45.473	+0.181	13:42:04.656
8	1:45.292		13:43:49.948
(43) Michael Grobelny			

Lap	Lap Tm	Diff	Time of Day
1	1:52.488	+5.723	13:31:24.883
2	1:46.944	+0.179	13:33:11.827
3	1:47.340	+0.575	13:34:59.167
4	1:47.098	+0.333	13:36:46.265
5	1:47.951	+1.186	13:38:34.216
6	1:46.765		13:40:20.981
7	1:47.757	+0.992	13:42:08.738
8	1:47.521	+0.756	13:43:56.259
(72) Holger Hesse			
1	1:50.289	+3.766	13:31:22.367
2	1:46.523		13:33:08.890
3	1:47.118	+0.595	13:34:56.008
4	1:49.151	+2.628	13:36:45.159
5	1:48.794	+2.271	13:38:33.953
6	1:48.077	+1.554	13:40:22.030
7	1:47.522	+0.999	13:42:09.552
8	1:48.879	+2.356	13:43:58.431
(52) Peter Johannsen			
1	1:55.571	+8.119	13:31:27.531
2	1:48.601	+1.149	13:33:16.132
3	1:47.872	+0.420	13:35:04.004
4	1:49.281	+1.829	13:36:53.285
5	1:48.315	+0.863	13:38:41.600
6	1:47.815	+0.363	13:40:29.415
7	1:48.114	+0.662	13:42:17.529
8	1:47.452		13:44:04.981
(85) Malte Schröder			
1	1:56.519	+8.014	13:31:28.929
2	1:50.710	+2.205	13:33:19.639
3	1:49.090	+0.585	13:35:08.729
4	1:48.505		13:36:57.234
5	1:48.931	+0.426	13:38:46.165
6	1:49.928	+1.423	13:40:36.093
7	1:50.392	+1.887	13:42:26.485
8	1:49.717	+1.212	13:44:16.202
(6) Gerhard Werkstetter			
1	1:57.820	+9.099	13:31:30.451
2	1:50.358	+1.637	13:33:20.809
3	1:50.398	+1.677	13:35:11.207
4	1:49.192	+0.471	13:37:00.399
5	1:48.881	+0.160	13:38:49.280
6	1:48.721		13:40:38.001
7	1:49.728	+1.007	13:42:27.729
8	1:49.909	+1.188	13:44:17.638
(98) Marcus Franzen			
1	1:51.151	+4.367	13:31:23.775
2	1:46.784		13:33:10.559
3	1:47.368	+0.584	13:34:57.927
4	1:48.135	+1.351	13:36:46.062
5	1:47.163	+0.379	13:38:33.225
6	1:47.537	+0.753	13:40:20.762
7	1:47.767	+0.983	13:42:08.529
8	1:50.702	+3.918	13:43:59.231
(34) Thomas Hofmann			
1	1:58.501	+10.052	13:31:31.065
2	1:50.402	+1.953	13:33:21.467
3	1:51.088	+2.639	13:35:12.555
4	1:50.327	+1.878	13:37:02.882
5	1:48.449		13:38:51.331
6	1:48.604	+0.155	13:40:39.935

FIM Sidecar World Championship Schleiz

Classic Superbike

Schleizer Dreieck 3,805 Km

Sprint Race

14.05.2011 13:30

Race (8 Laps) started at 13:29:29

Lap	Lap Tm	Diff	Time of Day
7	1:49.393	+0.944	13:42:29.328
8	1:49.965	+1.516	13:44:19.293

(61) Frank Maurer

1	1:56.376	+8.630	13:31:29.305
2	1:49.678	+1.932	13:33:18.983
3	1:48.978	+1.232	13:35:07.961
4	1:48.902	+1.156	13:36:56.863
5	1:47.902	+0.156	13:38:44.765
6	1:47.746		13:40:32.511
7	1:50.557	+2.811	13:42:23.068
8	2:12.129	+24.383	13:44:35.197

(44) Thomas Tippelt

1	1:57.280	+7.718	13:31:29.937
2	1:51.143	+1.581	13:33:21.080
3	1:50.808	+1.246	13:35:11.888
4	1:52.574	+3.012	13:37:04.462
5	1:49.562		13:38:54.024
6	1:50.300	+0.738	13:40:44.324
7	1:51.520	+1.958	13:42:35.844

(137) Johann Adermayer

1	1:54.556	+2.774	13:31:27.685
2	1:52.085	+0.303	13:33:19.770
3	1:51.782		13:35:11.552
4	1:53.020	+1.238	13:37:04.572
5	1:52.240	+0.458	13:38:56.812
6	1:52.505	+0.723	13:40:49.317
7	1:52.779	+0.997	13:42:42.096

(133) Christian Hart

1	1:58.179	+7.220	13:31:31.388
2	1:51.898	+0.939	13:33:23.286
3	1:52.338	+1.379	13:35:15.624
4	1:51.904	+0.945	13:37:07.528
5	1:50.959		13:38:58.487
6	1:52.240	+1.281	13:40:50.727
7	1:52.152	+1.193	13:42:42.879

(35) Rolf Toczec

1	1:58.550	+8.200	13:31:31.815
2	1:51.164	+0.814	13:33:22.979
3	1:50.350		13:35:13.329
4	1:51.851	+1.501	13:37:05.180
5	1:51.961	+1.611	13:38:57.141
6	1:53.186	+2.836	13:40:50.327
7	1:53.555	+3.205	13:42:43.882

(373) Manfred Weiler

1	2:02.909	+10.234	13:31:36.361
2	1:55.268	+2.593	13:33:31.629
3	1:52.980	+0.305	13:35:24.609
4	1:53.004	+0.329	13:37:17.613
5	1:52.675		13:39:10.288
6	1:55.195	+2.520	13:41:05.483
7	1:52.822	+0.147	13:42:58.305

(60) Stephan Opelt

1	1:58.578	+4.707	13:31:32.019
2	1:54.884	+1.013	13:33:26.903
3	1:57.021	+3.150	13:35:23.924
4	1:55.900	+2.029	13:37:19.824
5	1:59.558	+5.687	13:39:19.382
6	1:55.887	+2.016	13:41:15.269
7	1:53.871		13:43:09.140

(12) Brian Hopp

1	2:05.743	+10.535	13:31:39.780
2	1:56.323	+1.115	13:33:36.103
3	1:57.319	+2.111	13:35:33.422
4	1:55.776	+0.568	13:37:29.198
5	1:58.239	+3.031	13:39:27.437
6	1:55.208		13:41:22.645
7	1:55.407	+0.199	13:43:18.052

(90) Erik Skusa

1	2:01.563	+6.269	13:31:35.195
2	1:58.464	+3.170	13:33:33.659
3	1:57.628	+2.334	13:35:31.287
4	1:57.527	+2.233	13:37:28.814
5	1:59.048	+3.754	13:39:27.862
6	1:55.294		13:41:23.156
7	1:55.353	+0.059	13:43:18.509

(36) Karsten Treske

1	2:05.622	+8.527	13:31:39.677
2	2:00.460	+3.365	13:33:40.137
3	2:00.918	+3.823	13:35:41.055
4	1:57.217	+0.122	13:37:38.272
5	1:59.523	+2.428	13:39:37.795
6	1:57.789	+0.694	13:41:35.584
7	1:57.095		13:43:32.679

(25) Claudia Mertens

1	2:05.264	+7.328	13:31:38.511
2	2:00.849	+2.913	13:33:39.360
3	2:00.967	+3.031	13:35:40.327
4	2:03.889	+5.953	13:37:44.216
5	2:02.261	+4.325	13:39:46.477
6	1:59.411	+1.475	13:41:45.888
7	1:57.936		13:43:43.824

(39) Wilhelm Schwede

1	2:07.409	+8.976	13:31:42.581
2	2:00.854	+2.421	13:33:43.435
3	2:00.922	+2.489	13:35:44.357
4	2:02.464	+4.031	13:37:46.821
5	2:00.110	+1.677	13:39:46.931
6	1:58.433		13:41:45.364
7	1:59.158	+0.725	13:43:44.522

(9) Andreas Meyer

1	2:07.850	+9.793	13:31:42.427
2	2:01.497	+3.440	13:33:43.924
3	2:01.232	+3.175	13:35:45.156
4	2:03.557	+5.500	13:37:48.713
5	1:58.739	+0.682	13:39:47.452
6	1:59.486	+1.429	13:41:46.938
7	1:58.057		13:43:44.995

(5) Mike Zebisch

1	2:08.563	+10.187	13:31:42.768
2	2:01.776	+3.400	13:33:44.544
3	2:01.489	+3.113	13:35:46.033
4	2:03.769	+5.393	13:37:49.802
5	1:58.889	+0.513	13:39:48.691
6	1:59.463	+1.087	13:41:48.154
7	1:58.376		13:43:46.530

(8) Jörg Lamcha

1	2:06.239	+5.460	13:31:40.687
---	----------	--------	--------------

Lap	Lap Tm	Diff	Time of Day
2	2:01.352	+0.573	13:33:42.039
3	2:02.313	+1.534	13:35:44.352
4	2:06.260	+5.481	13:37:50.612
5	2:02.669	+1.890	13:39:53.281
6	2:02.133	+1.354	13:41:55.414
7	2:00.779		13:43:56.193

(57) Christine Aresin

1	2:10.616	+7.564	13:31:44.858
2	2:04.431	+1.379	13:33:49.289
3	2:04.429	+1.377	13:35:53.718
4	2:03.734	+0.682	13:37:57.452
5	2:03.394	+0.342	13:40:00.846
6	2:04.280	+1.228	13:42:05.126
7	2:03.052		13:44:08.178

(89) Franz Loibl

1	2:11.056	+8.037	13:31:45.590
2	2:04.032	+1.013	13:33:49.622
3	2:04.668	+1.649	13:35:54.290
4	2:03.416	+0.397	13:37:57.706
5	2:06.202	+3.183	13:40:03.908
6	2:03.019		13:42:06.927
7	2:03.020	+0.001	13:44:09.947

(45) Norman Tappert

1	2:11.878	+5.957	13:31:47.969
2	2:08.072	+2.151	13:33:56.041
3	2:05.921		13:36:01.962
4	2:10.319	+4.398	13:38:12.281
5	2:08.220	+2.299	13:40:20.501
6	2:07.755	+1.834	13:42:28.256
7	2:06.940	+1.019	13:44:35.196

(80) Heiko Heinrich

1	2:12.459	+3.652	13:31:47.391
2	2:08.807		13:33:56.198
3	2:09.008	+0.201	13:36:05.206
4	2:10.907	+2.100	13:38:16.113
5	2:10.342	+1.535	13:40:26.455
6	2:10.109	+1.302	13:42:36.564

Clerk of the course Stefan Beck:

Sportkommissar Udo Arndt:

www.mylaps.com

Chief Timekeeper Monika Riehmers:

Licensed to: Camp Company GmbH

FIM Sidecar World Championship Schleiz

Lapchart

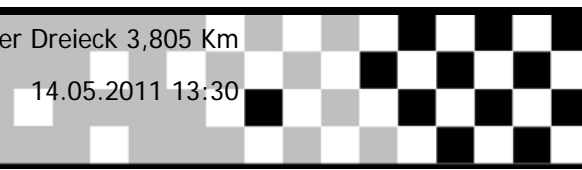
Classic Superbike

Schleizer Dreieck 3,805 Km

Sprint Race

14.05.2011 13:30

Race (8 Laps) started at 13:29:29



Competitors	Laps								
	0	1	2	3	4	5	6	7	8
Stefan Merkens (1)	1	1	1	1	1	1	1	1	1
Dirk Schnieders (33)	2	33	33	33	33	33	33	33	33
Versteeg Jeroen (3)	3	3	219	219	219	219	219	219	219
Frank Heidger (219)	4	219	3	3	3	3	3	3	3
Thomas Ruckriegel (68)	5	68	68	68	68	216	216	216	216
Bruno Arzner (30)	6	30	555	555	555	68	555	555	68
Holger Behnke (93)	7	93	50	30	216	555	68	68	555
Norbert Witopil (555)	8	555	30	50	30	30	30	30	30
Olaf Färber (50)	9	50	93	93	216	50	93	93	93
Jörg Rohde (79)	10	79	79	216	93	93	50	50	50
Andre Velten (216)	11	216	216	79	79	79	79	79	79
Andreas Trottenberg (91)	12	91	72	91	91	91	91	91	91
Peter Johannsen (52)	13	52	91	72	72	19	19	19	19
Holger Hesse (72)	14	72	98	98	98	19	98	98	43
Andreas Peck (19)	15	19	43	43	19	98	72	43	72
Michael Grobelny (43)	16	43	19	19	43	43	72	72	98
Malte Schröder (85)	17	85	52	52	52	52	52	52	52
Thomas Hofmann (34)	18	34	137	61	61	61	61	61	85
Marcus Franzen (98)	19	98	85	85	85	85	85	85	6
Gerhard Werkstetter (6)	20	6	61	137	6	6	6	6	34
Thomas Tippelt (44)	21	44	44	6	137	34	34	34	61
Frank Maurer (61)	22	61	6	44	44	44	44	44	44
Johann Adermayer (137)	23	137	34	34	34	137	137	137	137
Christian Hart (133)	24	133	133	35	35	35	35	35	133
Claudia Mertens (25)	25	25	35	133	133	133	133	133	35
Rolf Toczek (35)	26	35	60	60	60	373	373	373	373
Stephan Opelt (60)	27	60	90	373	373	60	60	60	60
Manfred Weiler (373)	28	373	373	90	90	90	12	12	12
Erik Skusa (90)	29	90	25	12	12	12	90	90	90
Brian Hopp (12)	30	12	36	25	25	36	36	36	36
Karsten Treske (36)	31	36	12	36	36	25	25	39	25
Bernd Kreuzer (14)	32	14	8	8	8	39	39	25	39
Mike Zebisch (5)	33	5	9	39	39	9	9	9	9
Christine Aresin (57)	34	57	39	9	9	5	5	5	5
Jörg Lamcha (8)	35	8	5	5	5	8	8	8	8
Franz Loibl (89)	36	89	57	57	57	57	57	57	57
Andreas Meyer (9)	37	9	89	89	89	89	89	89	89
Heiko Heinrich (80)	38	80	80	45	45	45	45	45	45
Wilhelm Schwede (39)	39	39	45	80	80	80	80	80	80
Norman Tappert (45)	40	45							

FIM Sidecar World Championship Schleiz

Classic Superbike Schleizer Dreieck 3,805 Km

Warm up 15.05.2011 10:10

Practice started at 10:13:58

Pos	No.	CL	Name	Nat./Hometown	Bike	Entrant/Team	Laps	Best Tm	Diff In Lap	km/h
1	1		Stefan Merkens	DE	Honda CB 1100 R	MMT Racing Team	9	1:39.602		7 137,527
2	3		Versteeg Jeroen	NL	Suzuki GSX-R 750		6	1:42.827	3.225	4 133,214
3	50		Olaf Färber	DE	Suzuki GSX 750	Team Naggisch Racing Odw.	9	1:42.852	3.250	8 133,182
4	68		Thomas Ruckriegel	DE	Yamaha		9	1:42.894	3.292	7 133,127
5	555		Norbert Witopil	DE	Suzuki GSX	Witopil Schwaben Racing Team	7	1:43.460	3.858	6 132,399
6	93		Holger Behnke	DE	Kawasaki Z 1000 J	Kraftrad Center	8	1:43.660	4.058	7 132,144
7	19		Andreas Peck	DE	Bakker Honda RSC		8	1:44.459	4.857	3 131,133
8	14		Bernd Kreuzer	DE	Kawasaki Z 1000 R	Team Lenden Kawasaki	9	1:44.588	4.986	7 130,971
9	79		Jörg Rohde	DE	Honda Bol`dor	Jörg Rohde Team D`or	6	1:47.207	7.605	3 127,772
10	43		Michael Grobelny	DE	GPZ1100 B1		8	1:48.037	8.435	6 126,790
11	5		Mike Zebisch	DE	Suzuki GSXR 750		7	1:48.453	8.851	6 126,304
12	98		Marcus Franzen	DE	Honda CB 1100 F	MMT Racing Team	4	1:48.625	9.023	4 126,104
13	61		Frank Maurer	DE	Honda CB 1127 XR	Mig-Racing Team	8	1:48.825	9.223	6 125,872
14	85		Malte Schröder	DE	Suzuki GSX	Gna Gna`s Racing Team	8	1:49.364	9.762	6 125,251
15	52		Peter Johannsen	DE	Suzuki GS 1000		8	1:49.645	10.043	6 124,930
16	34		Thomas Hofmann	DE	Martin GS 1000	Projekt-34.de	7	1:49.877	10.275	6 124,667
17	72		Holger Hesse	DE	Suzuki GS 1000	Low Budget Racing	8	1:49.995	10.393	8 124,533
18	133		Christian Hart	DE	Honda CB 900 F	Christian Hart Racing	7	1:50.230	10.628	3 124,267
19	35		Rolf Toczek	DE	Suzuki GSX 750 ES	Boyzon Bikes	7	1:50.762	11.160	4 123,671
20	44		Thomas Tippelt	DE	Suzuki GSX1100 Katan	T-T-Racing	3	1:52.190	12.588	3 122,096
21	137		Johann Adermayer	DE	Honda bol Dor		7	1:52.270	12.668	6 122,009
22	216		Andre Velten	DE	Kawasaki Z 1000 R	Team Twenty One	1	1:53.307	13.705	1 120,893
23	60		Stephan Opelt	DE	Suzuki GR 75 A	ELR-Racing Team	8	1:56.055	16.453	7 118,030
24	39		Wilhelm Schwede	DE	Suzuki GS 40 XF	3 Kronen Team	8	1:57.412	17.810	3 116,666
25	90		Erik Skusa	DE	Honda Bol`dor	Erik Skusa	8	1:57.818	18.216	6 116,264
26	8		Jörg Lamcha	DE	Honda CB 750		7	2:01.038	21.436	6 113,171
27	7		Klaus-Michael Kniese	DE	Seeley Honda		5	2:01.450	21.848	5 112,787
28	9		Andreas Meyer	DE	Suzuki1100 Katana	T-T-Racing	7	2:02.110	22.508	7 112,178
29	6		Gerhard Werkstetter	DE	Honda Bol`dor		7	2:02.381	22.779	7 111,929
30	373		Manfred Weiler	DE	Rau RH 900 Honda	MMT Racing Team	7	2:02.657	23.055	5 111,677
31	45		Norman Tappert	DE	Honda Bol`dor	Mopedtraining	7	2:03.911	24.309	6 110,547
32	89		Franz Loibl	DE	Kawasaki Z 1000	Franz Loibl	7	2:04.253	24.651	5 110,243
33	25		Claudia Mertens	DE	Honda Bol`dor	Claudia Mertens Racing	7	2:09.183	29.581	5 106,036
34	36		Karsten Treske	DE	Honda Bol`dor	Karsten Treske Racing	7	2:09.281	29.679	5 105,955
35	80		Heiko Heinrich	DE	Honda Bol`dor	Mig Hallenberg	6	2:11.029	31.427	3 104,542
36	57		Christine Aresin	DE	Suzuki GSX 750 E	Low Budget Racing	3	2:14.078	34.476	2 102,164

Clerk of the course Stefan Beck:

Sportkommissar Udo Arndt:

www.mylaps.com

Chief Timekeeper Monika Riehmers:

Licensed to: Camp Company GmbH

FIM Sidecar World Championship Schleiz

Classic Superbike

Schleizer Dreieck 3,805 Km

Warm up

15.05.2011 10:10

Practice started at 10:13:58

Lap	Lap Tm	Diff	Time of Day
(1) Stefan Merkens			
1	2:01.641	+22.039	10:16:02.105
2	1:48.239	+8.637	10:17:50.344
3	1:54.682	+15.080	10:19:45.026
4	1:42.418	+2.816	10:21:27.444
5	1:41.151	+1.549	10:23:08.595
6	1:40.512	+0.910	10:24:49.107
7	1:39.602		10:26:28.709
8	1:40.590	+0.988	10:28:09.299
9	1:43.452	+3.850	10:29:52.751

Lap	Lap Tm	Diff	Time of Day
(3) Versteeg Jeroen			
p1	4:19.754	+2:36.927	10:20:28.527
2	1:56.006	+13.179	10:22:24.533
3	1:43.269	+0.442	10:24:07.802
4	1:42.827		10:25:50.629
5	1:42.827		10:27:33.456
6	1:44.759	+1.932	10:29:18.215

Lap	Lap Tm	Diff	Time of Day
(50) Olaf Färber			
1	2:13.286	+30.434	10:16:14.608
2	1:50.885	+8.033	10:18:05.493
3	1:48.849	+5.997	10:19:54.342
4	1:45.396	+2.544	10:21:39.738
5	1:45.846	+2.994	10:23:25.584
6	1:50.540	+7.688	10:25:16.124
7	1:54.549	+11.697	10:27:10.673
8	1:42.852		10:28:53.525
9	1:51.950	+9.098	10:30:45.475

Lap	Lap Tm	Diff	Time of Day
(68) Thomas Ruckriegel			
1	2:01.328	+18.434	10:16:15.400
2	1:48.474	+5.580	10:18:03.874
3	1:45.638	+2.744	10:19:49.512
4	1:44.248	+1.354	10:21:33.760
5	1:44.282	+1.388	10:23:18.042
6	1:45.356	+2.462	10:25:03.398
7	1:42.894		10:26:46.292
8	1:45.547	+2.653	10:28:31.839
9	1:48.440	+5.546	10:30:20.279

Lap	Lap Tm	Diff	Time of Day
(555) Norbert Witopil			
1	1:45.339	+1.879	10:17:47.770
2	1:45.382	+1.922	10:19:33.152
3	1:45.986	+2.526	10:21:19.138
p4	2:45.881	+1:02.421	10:24:05.019
5	1:47.580	+4.120	10:25:52.599
6	1:43.460		10:27:36.059
7	1:45.476	+2.016	10:29:21.535

Lap	Lap Tm	Diff	Time of Day
(93) Holger Behnke			
1	1:54.729	+11.069	10:18:04.022
2	1:47.490	+3.830	10:19:51.512
3	1:45.487	+1.827	10:21:36.999
4	1:47.265	+3.605	10:23:24.264
5	1:46.009	+2.349	10:25:10.273
6	1:44.926	+1.266	10:26:55.199
7	1:43.660		10:28:38.859
8	1:44.672	+1.012	10:30:23.531

Lap	Lap Tm	Diff	Time of Day
(19) Andreas Peck			
1	1:49.350	+4.891	10:17:59.194
2	1:45.441	+0.982	10:19:44.635
3	1:44.459		10:21:29.094
4	1:45.307	+0.848	10:23:14.401

Lap	Lap Tm	Diff	Time of Day
5	1:46.867	+2.408	10:25:01.268
6	1:44.463	+0.004	10:26:45.731
7	1:46.903	+2.444	10:28:32.634
8	1:47.154	+2.695	10:30:19.788

Lap	Lap Tm	Diff	Time of Day
(14) Bernd Kreuzer			
1	2:04.286	+19.698	10:16:07.745
2	1:51.367	+6.779	10:17:59.112
3	1:47.186	+2.598	10:19:46.298
4	1:45.075	+0.487	10:21:31.373
5	1:46.305	+1.717	10:23:17.678
6	1:46.910	+2.322	10:25:04.588
7	1:44.588		10:26:49.176
8	1:44.745	+0.157	10:28:33.921
9	1:47.193	+2.605	10:30:21.114

Lap	Lap Tm	Diff	Time of Day
(79) Jörg Rohde			
1	1:53.564	+6.357	10:18:03.347
2	1:49.227	+2.020	10:19:52.574
3	1:47.207		10:21:39.781
4	1:49.864	+2.657	10:23:29.645
5	1:48.495	+1.288	10:25:18.140
6	1:49.045	+1.838	10:27:07.185

Lap	Lap Tm	Diff	Time of Day
(43) Michael Grobelny			
1	2:12.862	+24.825	10:16:17.531
2	1:50.575	+2.538	10:18:08.106
3	1:50.142	+2.105	10:19:58.248
4	1:49.414	+1.377	10:21:47.662
5	1:49.429	+1.392	10:23:37.091
6	1:48.037		10:25:25.128
7	1:50.980	+2.943	10:27:16.108
8	1:49.085	+1.048	10:29:05.193

Lap	Lap Tm	Diff	Time of Day
(5) Mike Zebisch			
1	1:59.101	+10.648	10:18:16.913
2	1:59.334	+10.881	10:20:16.247
3	1:51.701	+3.248	10:22:07.948
4	1:50.754	+2.301	10:23:58.702
5	1:49.510	+1.057	10:25:48.212
6	1:48.453		10:27:36.665
7	1:48.541	+0.088	10:29:25.206

Lap	Lap Tm	Diff	Time of Day
(98) Marcus Franzen			
1	2:07.491	+18.866	10:16:28.135
2	1:51.914	+3.289	10:18:20.049
3	1:50.714	+2.089	10:20:10.763
4	1:48.625		10:21:59.388

Lap	Lap Tm	Diff	Time of Day
(61) Frank Maurer			
1	2:12.066	+23.241	10:16:14.846
2	1:51.286	+2.461	10:18:06.132
3	1:49.955	+1.130	10:19:56.087
4	1:50.974	+2.149	10:21:47.061
5	1:49.600	+0.775	10:23:36.661
6	1:48.825		10:25:25.486
7	1:49.667	+0.842	10:27:15.153
8	1:49.769	+0.944	10:29:04.922

Lap	Lap Tm	Diff	Time of Day
(85) Malte Schröder			
1	2:25.798	+36.434	10:16:28.699
2	1:59.286	+9.922	10:18:27.985
3	1:53.364	+4.000	10:20:21.349
4	1:50.750	+1.386	10:22:12.099
5	1:50.457	+1.093	10:24:02.556
6	1:49.364		10:25:51.920

Lap	Lap Tm	Diff	Time of Day
7	1:50.185	+0.821	10:27:42.105
8	1:50.544	+1.180	10:29:32.649

Lap	Lap Tm	Diff	Time of Day
(52) Peter Johannsen			
1	2:18.012	+28.367	10:16:31.563
2	1:58.559	+8.914	10:18:30.122
3	1:51.717	+2.072	10:20:21.839
4	1:50.580	+0.935	10:22:12.419
5	1:50.321	+0.676	10:24:02.740
6	1:49.645		10:25:52.385
7	1:52.422	+2.777	10:27:44.807
8	1:50.653	+1.008	10:29:35.460

Lap	Lap Tm	Diff	Time of Day
(34) Thomas Hofmann			
1	1:56.535	+6.658	10:18:14.933
2	1:54.441	+4.564	10:20:09.374
3	1:51.920	+2.043	10:22:01.294
4	1:52.577	+2.700	10:23:53.871
5	1:52.372	+2.495	10:25:46.243
6	1:49.877		10:27:36.120
7	2:02.502	+12.625	10:29:38.622

Lap	Lap Tm	Diff	Time of Day
(72) Holger Hesse			
1	2:30.747	+40.752	10:16:50.980
2	2:06.615	+16.620	10:18:57.595
3	1:58.233	+8.238	10:20:55.828
4	1:54.891	+4.896	10:22:50.719
5	1:52.999	+3.004	10:24:43.718
6	1:53.589	+3.594	10:26:37.307
7	1:53.584	+3.589	10:28:30.891
8	1:49.995		10:30:20.886

Lap	Lap Tm	Diff	Time of Day
(133) Christian Hart			
1	1:52.771	+2.541	10:18:08.919
2	1:52.119	+1.889	10:20:01.038
3	1:50.230		10:21:51.268
4	1:50.464	+0.234	10:23:41.732
5	1:51.020	+0.790	10:25:32.752
6	1:51.806	+1.576	10:27:24.558
7	1:52.582	+2.352	10:29:17.140

Lap	Lap Tm	Diff	Time of Day
(35) Rolf Toczek			
1	1:58.679	+7.917	10:18:17.475
2	2:00.419	+9.657	10:20:17.894
3	1:54.062	+3.300	10:22:11.956
4	1:50.762		10:24:02.718
5	1:59.629	+8.867	10:26:02.347
6	1:53.080	+2.318	10:27:55.427
7	2:00.593	+9.831	10:29:56.020

Lap	Lap Tm	Diff	Time of Day
(44) Thomas Tippelt			
1	1:55.209	+3.019	10:18:07.541
2	1:59.367	+7.177	10:20:06.908
3	1:52.190		10:21:59.098

Lap	Lap Tm	Diff	Time of Day
(137) Johann Adermayer			
1	1:54.737	+2.467	10:18:11.353
2	1:56.449	+4.179	10:20:07.802
3	1:52.877	+0.607	10:22:00.679
4	1:53.256	+0.986	10:23:53.935
5	1:53.732	+1.462	10:25:47.667
6	1:52.270		10:27:39.937
7	1:53.633	+1.363	10:29:33.570

Lap	Lap Tm	Diff	Time of Day
(216) Andre Velten			
1	1:53.307		10:18:05.182

FIM Sidecar World Championship Schleiz

Classic Superbike

Schleizer Dreieck 3,805 Km

Warm up

15.05.2011 10:10

Practice started at 10:13:58



Lap	Lap Tm	Diff	Time of Day
(60) Stephan Opelt			
1	2:25.795	+29.740	10:16:30.645
2	2:04.460	+8.405	10:18:35.105
3	2:02.723	+6.668	10:20:37.828
4	2:00.230	+4.175	10:22:38.058
5	1:59.601	+3.546	10:24:37.659
6	1:56.875	+0.820	10:26:34.534
7	1:56.055		10:28:30.589
8	1:56.539	+0.484	10:30:27.128
(39) Wilhelm Schwede			
1	2:28.777	+31.365	10:16:28.366
2	2:01.856	+4.444	10:18:30.222
3	1:57.412		10:20:27.634
4	1:58.233	+0.821	10:22:25.867
5	1:58.642	+1.230	10:24:24.509
6	1:57.586	+0.174	10:26:22.095
7	1:57.423	+0.011	10:28:19.518
8	2:00.766	+3.354	10:30:20.284
(90) Erik Skusa			
1	2:32.038	+34.220	10:16:31.785
2	2:05.670	+7.852	10:18:37.455
3	2:01.700	+3.882	10:20:39.155
4	1:59.672	+1.854	10:22:38.827
5	1:59.769	+1.951	10:24:38.596
6	1:57.818		10:26:36.414
7	1:59.553	+1.735	10:28:35.967
8	2:05.682	+7.864	10:30:41.649
(8) Jörg Lamcha			
1	2:32.465	+31.427	10:16:51.918
2	2:06.878	+5.840	10:18:58.796
3	2:06.975	+5.937	10:21:05.771
4	2:02.198	+1.160	10:23:07.969
5	2:01.660	+0.622	10:25:09.629
6	2:01.038		10:27:10.667
7	2:02.764	+1.726	10:29:13.431
(7) Klaus-Michael Kniese			
1	2:25.994	+24.544	10:16:41.757
2	2:09.627	+8.177	10:18:51.384
3	2:07.151	+5.701	10:20:58.535
4	2:04.076	+2.626	10:23:02.611
5	2:01.450		10:25:04.061
(9) Andreas Meyer			
1	2:39.662	+37.552	10:16:38.934
2	2:16.209	+14.099	10:18:55.143
3	2:10.765	+8.655	10:21:05.908
4	2:09.038	+6.928	10:23:14.946
5	2:06.636	+4.526	10:25:21.582
6	2:03.801	+1.691	10:27:25.383
7	2:02.110		10:29:27.493
(6) Gerhard Werkstetter			
1	2:33.052	+30.671	10:16:51.640
2	2:10.007	+7.626	10:19:01.647
3	2:08.540	+6.159	10:21:10.187
4	2:04.979	+2.598	10:23:15.166
5	2:03.309	+0.928	10:25:18.475
6	2:03.678	+1.297	10:27:22.153
7	2:02.381		10:29:24.534
(373) Manfred Weiler			

Lap	Lap Tm	Diff	Time of Day
1	2:30.076	+27.419	10:18:04.690
2	2:09.502	+6.845	10:20:14.192
3	2:06.843	+4.186	10:22:21.035
4	2:04.525	+1.868	10:24:25.560
5	2:02.657		10:26:28.217
6	2:03.163	+0.506	10:28:31.380
7	2:05.850	+3.193	10:30:37.230
(45) Norman Tappert			
1	2:32.298	+28.387	10:16:44.208
2	2:14.380	+10.469	10:18:58.588
3	2:11.704	+7.793	10:21:10.292
4	2:07.703	+3.792	10:23:17.995
5	2:06.549	+2.638	10:25:24.544
6	2:03.911		10:27:28.455
7	2:05.454	+1.543	10:29:33.909
(89) Franz Loibl			
1	2:31.078	+26.825	10:16:39.896
2	2:18.512	+14.259	10:18:58.408
3	2:14.409	+10.156	10:21:12.817
4	2:08.148	+3.895	10:23:20.965
5	2:04.253		10:25:25.218
6	2:04.759	+0.506	10:27:29.977
7	2:07.049	+2.796	10:29:37.026
(25) Claudia Mertens			
1	2:33.248	+24.065	10:16:50.411
2	2:21.474	+12.291	10:19:11.885
3	2:16.447	+7.264	10:21:28.332
4	2:13.361	+4.178	10:23:41.693
5	2:09.183		10:25:50.876
6	2:10.162	+0.979	10:28:01.038
7	2:12.045	+2.862	10:30:13.083
(36) Karsten Treske			
1	2:33.079	+23.798	10:16:51.239
2	2:21.404	+12.123	10:19:12.643
3	2:17.471	+8.190	10:21:30.114
4	2:12.307	+3.026	10:23:42.421
5	2:09.281		10:25:51.702
6	2:10.616	+1.335	10:28:02.318
7	2:11.458	+2.177	10:30:13.776
(80) Heiko Heinrich			
1	2:11.923	+0.894	10:18:38.109
2	2:14.088	+3.059	10:20:52.197
3	2:11.029		10:23:03.226
4	2:11.309	+0.280	10:25:14.535
5	2:11.167	+0.138	10:27:25.702
6	2:12.195	+1.166	10:29:37.897
(57) Christine Aresin			
1	2:32.960	+18.882	10:16:43.882
2	2:14.078		10:18:57.960
3	2:14.447	+0.369	10:21:12.407

FIM Sidecar World Championship Schleiz

Classic Superbike

Schleizer Dreieck 3,805 Km

Gold Race

15.05.2011 17:00

Race (11 Laps) started at 17:31:54

Pos	No.	CL	Name	Nat./Hometown	Bike	Entrant/Team	Laps	Total Tm	Diff	Best Tm	Ø km/h
1	1		Stefan Merkens	DE	Honda CB 1100 R	MMT Racing Team	11	18:09.549		1:37.327	138,294
2	33		Dirk Schnieders	DE	Honda Bol Dor EVO II	teamdor	11	18:31.186	21.637	1:39.289	135,601
3	219		Frank Heidger	DE	Merkens Honda CB900F	MMT Racing Team	11	18:46.645	37.096	1:40.252	133,740
4	3		Versteeg Jeroen	NL	Suzuki GSX-R 750		11	18:50.649	41.100	1:40.077	133,267
5	68		Thomas Ruckriegel	DE	Yamaha		11	18:58.392	48.843	1:40.386	132,360
6	216		Andre Velten	DE	Kawasaki Z 1000 R	Team Twenty One	11	19:00.305	50.756	1:40.470	132,138
7	555		Norbert Witopil	DE	Suzuki GSX	Witopil Schwaben Racing Team	11	19:00.677	51.128	1:41.461	132,095
8	93		Holger Behnke	DE	Kawasaki Z 1000 J	Kraftrad Center	11	19:12.220	1:02.671	1:42.686	130,772
9	50		Olaf Färber	DE	Suzuki GSX 750	Team Naggisch Racing Odw.	11	19:13.273	1:03.724	1:42.588	130,652
10	19		Andreas Peck	DE	Bakker Honda RSC		11	19:23.451	1:13.902	1:43.084	129,510
11	79		Jörg Rohde	DE	Honda Bol' dor	Jörg Rohde Team D' or	11	19:24.080	1:14.531	1:42.934	129,440
12	91		Andreas Trottenberg	DE	Yamaha FZ 750	Team Sonic Speed	11	19:43.398	1:33.849	1:45.250	127,327
13	14		Bernd Kreuzer	DE	Kawasaki Z 1000 R	Team Lenden Kawasaki	11	19:46.155	1:36.606	1:44.569	127,031
14	98		Marcus Franzen	DE	Honda CB 1100 F	MMT Racing Team	10	18:15.346	1 Lap	1:47.242	125,056
15	52		Peter Johannsen	DE	Suzuki GS 1000		10	18:17.821	1 Lap	1:45.752	124,774
16	43		Michael Grobelny	DE	GPZ1100 B1		10	18:20.874	1 Lap	1:46.928	124,428
17	61		Frank Maurer	DE	Honda CB 1127 XR	Mig-Racing Team	10	18:37.186	1 Lap	1:49.009	122,612
18	85		Malte Schröder	DE	Suzuki GSX	Gna Gna's Racing Team	10	18:37.744	1 Lap	1:48.964	122,550
19	34		Thomas Hofmann	DE	Martin GS 1000	Projekt-34.de	10	18:44.664	1 Lap	1:48.657	121,796
20	373		Manfred Weiler	DE	Rau RH 900 Honda	MMT Racing Team	10	19:00.843	1 Lap	1:51.643	120,069
21	44		Thomas Tippelt	DE	Suzuki GSX1100 Katan	T-T-Racing	10	19:07.950	1 Lap	1:50.908	119,326
22	137		Johann Adermayer	DE	Honda bol Dor		10	19:13.675	1 Lap	1:52.459	118,734
23	60		Stephan Opelt	DE	Suzuki GR 75 A	ELR-Racing Team	10	19:35.945	1 Lap	1:53.987	116,485
24	90		Erik Skusa	DE	Honda Bol' dor	Erik Skusa	10	19:37.646	1 Lap	1:54.256	116,317
25	36		Karsten Treske	DE	Honda Bol' dor	Karsten Treske Racing	10	19:38.079	1 Lap	1:53.297	116,274
26	9		Andreas Meyer	DE	Suzuki1100 Katana	T-T-Racing	9	18:34.963	2 Laps	1:59.239	110,570
27	45		Norman Tappert	DE	Honda Bol' dor	Mopedtraining	9	18:52.043	2 Laps	2:00.883	108,902
28	7		Klaus-Michael Kniese	DE	Seeley Honda		9	18:53.112	2 Laps	2:01.947	108,799
29	57		Christine Aresin	DE	Suzuki GSX 750 E	Low Budget Racing	9	19:12.755	2 Laps	2:04.099	106,946
Not classified (75% = 8 Laps)											
DNF	8		Jörg Lamcha	DE	Honda CB 750		5	10:14.139	DNF	1:59.179	111,522
DNF	80		Heiko Heinrich	DE	Honda Bol' dor	Mig Hallenberg	3	6:36.059	DNF	2:07.026	103,757

Announcements

These results are provisional until the conclusion of any judicial and technical matters

Startet: 31 Classified: 29 Not classified: 0

Margin of Victory	Ø km/h	Best Lap Tm	km/h	Best Lap by
21.637	138,294	1:37.327	140,742	1 - Stefan Merkens

FIM Sidecar World Championship Schleiz

Classic Superbike

Schleizer Dreieck 3,805 Km

Gold Race

15.05.2011 17:00

Race (11 Laps) started at 17:31:54

Pos	No.	CL	Name	Nat./Hometown	Bike	Entrant/Team	Laps	Total Tm	Diff	Best Tm	Ø km/h
A											
1	1		Stefan Merkens	DE	Honda CB 1100 R	MMT Racing Team	11	18:09.549		1:37.327	138,294
2	33		Dirk Schnieders	DE	Honda Bol Dor EVO II	teamdor	11	18:31.186	21.637	1:39.289	135,601
3	219		Frank Heidger	DE	Merkens Honda CB900F	MMT Racing Team	11	18:46.645	37.096	1:40.252	133,740
4	68		Thomas Ruckriegel	DE	Yamaha		11	18:58.392	48.843	1:40.386	132,360
5	216		Andre Velten	DE	Kawasaki Z 1000 R	Team Twenty One	11	19:00.305	50.756	1:40.470	132,138
6	555		Norbert Witopil	DE	Suzuki GSX	Witopil Schwaben Racing Team	11	19:00.677	51.128	1:41.461	132,095
7	79		Jörg Rohde	DE	Honda Bol`dor	Jörg Rohde Team D`or	11	19:24.080	1:14.531	1:42.934	129,440
8	14		Bernd Kreuzer	DE	Kawasaki Z 1000 R	Team Lenden Kawasaki	11	19:46.155	1:36.606	1:44.569	127,031
9	85		Malte Schröder	DE	Suzuki GSX	Gna Gna`s Racing Team	10	18:37.744	1 Lap	1:48.964	122,550
N											
1	3		Versteeg Jeroen	NL	Suzuki GSX-R 750		11	18:50.649		1:40.077	133,267
2	93		Holger Behnke	DE	Kawasaki Z 1000 J	Kraftrad Center	11	19:12.220	21.571	1:42.686	130,772
3	50		Olaf Färber	DE	Suzuki GSX 750	Team Naggisch Racing Odw.	11	19:13.273	22.624	1:42.588	130,652
4	91		Andreas Trottenberg	DE	Yamaha FZ 750	Team Sonic Speed	11	19:43.398	52.749	1:45.250	127,327
5	43		Michael Grobelny	DE	GPZ1100 B1		10	18:20.874	1 Lap	1:46.928	124,428
6	61		Frank Maurer	DE	Honda CB 1127 XR	Mig-Racing Team	10	18:37.186	1 Lap	1:49.009	122,612
7	44		Thomas Tippelt	DE	Suzuki GSX1100 Katan	T-T-Racing	10	19:07.950	1 Lap	1:50.908	119,326
8	60		Stephan Opelt	DE	Suzuki GR 75 A	ELR-Racing Team	10	19:35.945	1 Lap	1:53.987	116,485
V											
1	19		Andreas Peck	DE	Bakker Honda RSC		11	19:23.451		1:43.084	129,510
2	98		Marcus Franzen	DE	Honda CB 1100 F	MMT Racing Team	10	18:15.346	1 Lap	1:47.242	125,056
3	52		Peter Johannsen	DE	Suzuki GS 1000		10	18:17.821	1 Lap	1:45.752	124,774
4	34		Thomas Hofmann	DE	Martin GS 1000	Projekt-34.de	10	18:44.664	1 Lap	1:48.657	121,796
5	373		Manfred Weiler	DE	Rau RH 900 Honda	MMT Racing Team	10	19:00.843	1 Lap	1:51.643	120,069
6	137		Johann Adermayer	DE	Honda bol Dor		10	19:13.675	1 Lap	1:52.459	118,734
7	90		Erik Skusa	DE	Honda Bol`dor	Erik Skusa	10	19:37.646	1 Lap	1:54.256	116,317
8	36		Karsten Treske	DE	Honda Bol`dor	Karsten Treske Racing	10	19:38.079	1 Lap	1:53.297	116,274
9	9		Andreas Meyer	DE	Suzuki1100 Katana	T-T-Racing	9	18:34.963	2 Laps	1:59.239	110,570
10	45		Norman Tappert	DE	Honda Bol`dor	Mopedtraining	9	18:52.043	2 Laps	2:00.883	108,902
11	7		Klaus-Michael Kniese	DE	Seeley Honda		9	18:53.112	2 Laps	2:01.947	108,799
12	57		Christine Aresin	DE	Suzuki GSX 750 E	Low Budget Racing	9	19:12.755	2 Laps	2:04.099	106,946
Not classified (75% = 8 Laps)											
DNF	8		Jörg Lamcha	DE	Honda CB 750		5	10:14.139	DNF	1:59.179	111,522
DNF	80		Heiko Heinrich	DE	Honda Bol`dor	Mig Hallenberg	3	6:36.059	DNF	2:07.026	103,757

Announcements

These results are provisional until the conclusion of any judicial and technical matters

Startet: 31 Classified: 29 Not classified: 0

Margin of Victory	Ø km/h	Best Lap Tm	km/h	Best Lap by
21.637	138,294	1:37.327	140,742	1 - Stefan Merkens

FIM Sidecar World Championship Schleiz

Classic Superbike

Schleizer Dreieck 3,805 Km

Gold Race

15.05.2011 17:00

Race (11 Laps) started at 17:31:54

Lap	Lap Tm	Diff	Time of Day
(1) Stefan Merkens			
1	1:45.142	+7.815	17:33:39.207
2	1:39.938	+2.611	17:35:19.145
3	1:37.989	+0.662	17:36:57.134
4	1:37.902	+0.575	17:38:35.036
5	1:39.056	+1.729	17:40:14.092
6	1:38.631	+1.304	17:41:52.723
7	1:37.958	+0.631	17:43:30.681
8	1:37.327		17:45:08.008
9	1:38.301	+0.974	17:46:46.309
10	1:38.586	+1.259	17:48:24.895
11	1:38.719	+1.392	17:50:03.614

Lap	Lap Tm	Diff	Time of Day
(33) Dirk Schnieders			
1	1:49.118	+9.829	17:33:43.303
2	1:40.570	+1.281	17:35:23.873
3	1:39.920	+0.631	17:37:03.793
4	1:40.503	+1.214	17:38:44.296
5	1:40.653	+1.364	17:40:24.949
6	1:39.289		17:42:04.238
7	1:40.673	+1.384	17:43:44.911
8	1:39.872	+0.583	17:45:24.783
9	1:39.787	+0.498	17:47:04.570
10	1:40.890	+1.601	17:48:45.460
11	1:39.791	+0.502	17:50:25.251

Lap	Lap Tm	Diff	Time of Day
(219) Frank Heidger			
1	1:46.893	+6.641	17:33:41.526
2	1:41.629	+1.377	17:35:23.155
3	1:40.554	+0.302	17:37:03.709
4	1:40.252		17:38:43.961
5	1:41.513	+1.261	17:40:25.474
6	1:41.720	+1.468	17:42:07.194
7	1:42.207	+1.955	17:43:49.401
8	1:42.175	+1.923	17:45:31.576
9	1:42.519	+2.267	17:47:14.095
10	1:43.446	+3.194	17:48:57.541
11	1:43.169	+2.917	17:50:40.710

Lap	Lap Tm	Diff	Time of Day
(3) Versteeg Jeroen			
1	1:52.365	+12.288	17:33:46.827
2	1:43.345	+3.268	17:35:30.172
3	1:42.447	+2.370	17:37:12.619
4	1:40.077		17:38:52.696
5	1:41.038	+0.961	17:40:33.734
6	1:41.884	+1.807	17:42:15.618
7	1:41.629	+1.552	17:43:57.247
8	1:42.040	+1.963	17:45:39.287
9	1:41.022	+0.945	17:47:20.309
10	1:42.579	+2.502	17:49:02.888
11	1:41.826	+1.749	17:50:44.714

Lap	Lap Tm	Diff	Time of Day
(68) Thomas Ruckriegel			
1	1:50.191	+9.805	17:33:45.267
2	1:45.314	+4.928	17:35:30.581
3	1:44.244	+3.858	17:37:14.825
4	1:44.281	+3.895	17:38:59.106
5	1:42.513	+2.127	17:40:41.619
6	1:43.711	+3.325	17:42:25.330
7	1:41.544	+1.158	17:44:06.874
8	1:40.386		17:45:47.260
9	1:41.978	+1.592	17:47:29.238
10	1:41.650	+1.264	17:49:10.888
11	1:41.569	+1.183	17:50:52.457

Lap	Lap Tm	Diff	Time of Day
(216) Andre Velten			
1	1:54.173	+13.703	17:33:49.784
2	1:46.179	+5.709	17:35:35.963
3	1:43.023	+2.553	17:37:18.986
4	1:41.771	+1.301	17:39:00.757
5	1:41.646	+1.176	17:40:42.403
6	1:42.789	+2.319	17:42:25.192
7	1:42.146	+1.676	17:44:07.338
8	1:42.499	+2.029	17:45:49.837
9	1:42.363	+1.893	17:47:32.200
10	1:40.470		17:49:12.670
11	1:41.700	+1.230	17:50:54.370

Lap	Lap Tm	Diff	Time of Day
(555) Norbert Witopil			
1	1:49.024	+7.563	17:33:44.825
2	1:44.785	+3.324	17:35:29.610
3	1:43.901	+2.440	17:37:13.511
4	1:43.112	+1.651	17:38:56.623
5	1:42.960	+1.499	17:40:39.583
6	1:43.984	+2.523	17:42:23.567
7	1:42.809	+1.348	17:44:06.376
8	1:42.472	+1.011	17:45:48.848
9	1:42.698	+1.237	17:47:31.546
10	1:41.461		17:49:13.007
11	1:41.735	+0.274	17:50:54.742

Lap	Lap Tm	Diff	Time of Day
(93) Holger Behnke			
1	1:53.026	+10.340	17:33:48.397
2	1:45.441	+2.755	17:35:33.838
3	1:44.314	+1.628	17:37:18.152
4	1:44.030	+1.344	17:39:02.182
5	1:42.686		17:40:44.868
6	1:43.788	+1.102	17:42:28.656
7	1:43.280	+0.594	17:44:11.936
8	1:43.125	+0.439	17:45:55.061
9	1:44.752	+2.066	17:47:39.813
10	1:43.232	+0.546	17:49:23.045
11	1:43.240	+0.554	17:51:06.285

Lap	Lap Tm	Diff	Time of Day
(50) Olaf Färber			
1	1:51.291	+8.703	17:33:46.654
2	1:45.261	+2.673	17:35:31.915
3	1:44.519	+1.931	17:37:16.434
4	1:44.508	+1.920	17:39:00.942
5	1:44.077	+1.489	17:40:45.019
6	1:44.971	+2.383	17:42:29.990
7	1:43.847	+1.259	17:44:13.837
8	1:43.760	+1.172	17:45:57.597
9	1:43.666	+1.078	17:47:41.263
10	1:43.487	+0.899	17:49:24.750
11	1:42.588		17:51:07.338

Lap	Lap Tm	Diff	Time of Day
(19) Andreas Peck			
1	1:53.695	+10.611	17:33:50.066
2	1:45.205	+2.121	17:35:35.271
3	1:44.662	+1.578	17:37:19.933
4	1:43.269	+0.185	17:39:03.202
5	1:44.149	+1.065	17:40:47.351
6	1:44.724	+1.640	17:42:32.075
7	1:45.191	+2.107	17:44:17.266
8	1:44.195	+1.111	17:46:01.461
9	1:43.721	+0.637	17:47:45.182
10	1:49.250	+6.166	17:49:34.432
11	1:43.084		17:51:17.516

Lap	Lap Tm	Diff	Time of Day
(79) Jörg Rohde			

Lap	Lap Tm	Diff	Time of Day
1	1:54.931	+11.997	17:33:50.998
2	1:46.848	+3.914	17:35:37.846
3	1:44.738	+1.804	17:37:22.584
4	1:44.251	+1.317	17:39:06.835
5	1:44.297	+1.363	17:40:51.132
6	1:44.772	+1.838	17:42:35.904
7	1:44.274	+1.340	17:44:20.178
8	1:42.963	+0.029	17:46:03.141
9	1:42.934		17:47:46.075
10	1:46.829	+3.895	17:49:32.904
11	1:45.241	+2.307	17:51:18.145

Lap	Lap Tm	Diff	Time of Day
(91) Andreas Trottenberg			
1	1:56.195	+10.945	17:33:52.762
2	1:46.662	+1.412	17:35:39.424
3	1:46.343	+1.093	17:37:25.767
4	1:46.583	+1.333	17:39:12.350
5	1:46.757	+1.507	17:40:59.107
6	1:46.913	+1.663	17:42:46.020
7	1:47.798	+2.548	17:44:33.818
8	1:46.531	+1.281	17:46:20.349
9	1:46.612	+1.362	17:48:06.961
10	1:45.250		17:49:52.211
11	1:45.252	+0.002	17:51:37.463

Lap	Lap Tm	Diff	Time of Day
(14) Bernd Kreuzer			
1	1:54.345	+9.776	17:33:50.756
2	1:45.326	+0.757	17:35:36.082
3	1:44.569		17:37:20.651
4	1:44.823	+0.254	17:39:05.474
5	1:45.728	+1.159	17:40:51.202
6	1:46.549	+1.980	17:42:37.751
7	1:47.445	+2.876	17:44:25.196
8	1:47.347	+2.778	17:46:12.543
9	1:51.553	+6.984	17:48:04.096
10	1:47.760	+3.191	17:49:51.856
11	1:48.364	+3.795	17:51:40.220

Lap	Lap Tm	Diff	Time of Day
(98) Marcus Franzen			
1	1:55.840	+8.598	17:33:52.933
2	1:48.695	+1.453	17:35:41.628
3	1:47.242		17:37:28.870
4	1:47.662	+0.420	17:39:16.532
5	1:49.370	+2.128	17:41:05.902
6	1:48.459	+1.217	17:42:54.361
7	1:49.831	+2.589	17:44:44.192
8	1:48.980	+1.738	17:46:33.172
9	1:48.009	+0.767	17:48:21.181
10	1:48.230	+0.988	17:50:09.411

Lap	Lap Tm	Diff	Time of Day
(52) Peter Johannsen			
1	1:58.281	+12.529	17:33:54.620
2	1:48.868	+3.116	17:35:43.488
3	1:49.051	+3.299	17:37:32.539
4	1:48.521	+2.769	17:39:21.060
5	1:49.875	+4.123	17:41:10.935
6	1:48.947	+3.195	17:42:59.882
7	1:48.980	+3.228	17:44:48.862
8	1:48.974	+3.222	17:46:37.836
9	1:48.298	+2.546	17:48:26.134
10	1:45.752		17:50:11.886

Lap	Lap Tm	Diff	Time of Day
(43) Michael Grobelny			
1	1:55.107	+8.179	17:33:51.928
2	1:48.908	+1.980	17:35:40.836
3	1:49.444	+2.516	17:37:30.280

FIM Sidecar World Championship Schleiz

Classic Superbike

Schleizer Dreieck 3,805 Km

Gold Race

15.05.2011 17:00

Race (11 Laps) started at 17:31:54

Lap	Lap Tm	Diff	Time of Day
4	1:50.064	+3.136	17:39:20.344
5	1:50.368	+3.440	17:41:10.712
6	1:48.985	+2.057	17:42:59.697
7	1:48.972	+2.044	17:44:48.669
8	1:48.994	+2.066	17:46:37.663
9	1:50.348	+3.420	17:48:28.011
10	1:46.928		17:50:14.939

(61) Frank Maurer

1	1:58.575	+9.566	17:33:55.919
2	1:49.836	+0.827	17:35:45.755
3	1:50.341	+1.332	17:37:36.096
4	1:50.767	+1.758	17:39:26.863
5	1:51.808	+2.799	17:41:18.671
6	1:51.914	+2.905	17:43:10.585
7	1:50.916	+1.907	17:45:01.501
8	1:50.809	+1.800	17:46:52.310
9	1:49.932	+0.923	17:48:42.242
10	1:49.009		17:50:31.251

(85) Malte Schröder

1	2:03.193	+14.229	17:33:59.877
2	1:52.111	+3.147	17:35:51.988
3	1:50.088	+1.124	17:37:42.076
4	1:49.745	+0.781	17:39:31.821
5	1:48.964		17:41:20.785
6	1:50.324	+1.360	17:43:11.109
7	1:50.301	+1.337	17:45:01.410
8	1:51.489	+2.525	17:46:52.899
9	1:49.386	+0.422	17:48:42.285
10	1:49.524	+0.560	17:50:31.809

(34) Thomas Hofmann

1	2:03.600	+14.943	17:34:00.922
2	1:54.470	+5.813	17:35:55.392
3	1:54.742	+6.085	17:37:50.134
4	1:51.021	+2.364	17:39:41.155
5	1:48.657		17:41:29.812
6	1:48.841	+0.184	17:43:18.653
7	1:48.787	+0.130	17:45:07.440
8	1:49.579	+0.922	17:46:57.019
9	1:48.657		17:48:45.676
10	1:53.053	+4.396	17:50:38.729

(373) Manfred Weiler

1	2:02.353	+10.710	17:34:00.445
2	1:54.724	+3.081	17:35:55.169
3	1:53.803	+2.160	17:37:48.972
4	1:53.220	+1.577	17:39:42.192
5	1:52.080	+0.437	17:41:34.272
6	1:51.643		17:43:25.915
7	1:52.349	+0.706	17:45:18.264
8	1:51.830	+0.187	17:47:10.094
9	1:52.411	+0.768	17:49:02.505
10	1:52.403	+0.760	17:50:54.908

(44) Thomas Tippelt

1	2:05.521	+14.613	17:34:02.902
2	1:55.996	+5.088	17:35:58.898
3	1:54.866	+3.958	17:37:53.764
4	1:52.031	+1.123	17:39:45.795
5	1:52.264	+1.356	17:41:38.059
6	1:52.759	+1.851	17:43:30.818
7	1:50.908		17:45:21.726
8	1:52.173	+1.265	17:47:13.899
9	1:51.699	+0.791	17:49:05.598

Lap	Lap Tm	Diff	Time of Day
10	1:56.417	+5.509	17:51:02.015

(137) Johann Adermayer

1	2:00.852	+8.393	17:33:58.689
2	1:56.393	+3.934	17:35:55.082
3	1:55.840	+3.381	17:37:50.922
4	1:55.139	+2.680	17:39:46.061
5	1:53.880	+1.421	17:41:39.941
6	1:53.887	+1.428	17:43:33.828
7	1:53.791	+1.332	17:45:27.619
8	1:52.847	+0.388	17:47:20.466
9	1:54.815	+2.356	17:49:15.281
10	1:52.459		17:51:07.740

(60) Stephan Opelt

1	2:01.755	+7.768	17:33:59.127
2	1:57.213	+3.226	17:35:56.340
3	1:58.595	+4.608	17:37:54.935
4	1:59.931	+5.944	17:39:54.866
5	1:58.538	+4.551	17:41:53.404
6	1:57.938	+3.951	17:43:51.342
7	1:54.878	+0.891	17:45:46.220
8	1:54.799	+0.812	17:47:41.019
9	1:55.004	+1.017	17:49:36.023
10	1:53.987		17:51:30.010

(90) Erik Skusa

1	2:06.033	+11.777	17:34:03.840
2	1:59.774	+5.518	17:36:03.614
3	1:59.341	+5.085	17:38:02.955
4	1:56.953	+2.697	17:39:59.908
5	1:55.842	+1.586	17:41:55.750
6	1:56.504	+2.248	17:43:52.254
7	1:55.254	+0.998	17:45:47.508
8	1:54.861	+0.605	17:47:42.369
9	1:55.086	+0.830	17:49:37.455
10	1:54.256		17:51:31.711

(36) Karsten Treske

1	2:07.937	+14.640	17:34:06.115
2	2:02.026	+8.729	17:36:08.141
3	1:58.491	+5.194	17:38:06.632
4	1:57.350	+4.053	17:40:03.982
5	1:55.535	+2.238	17:41:59.517
6	1:55.678	+2.381	17:43:55.195
7	1:54.492	+1.195	17:45:49.687
8	1:54.029	+0.732	17:47:43.716
9	1:55.131	+1.834	17:49:38.847
10	1:53.297		17:51:32.144

(9) Andreas Meyer

1	2:10.253	+11.014	17:34:09.013
2	2:03.528	+4.289	17:36:12.541
3	2:04.044	+4.805	17:38:16.585
4	2:05.097	+5.858	17:40:21.682
5	2:04.451	+5.212	17:42:26.133
6	2:02.376	+3.137	17:44:28.509
7	2:00.252	+1.013	17:46:28.761
8	2:01.028	+1.789	17:48:29.789
9	1:59.239		17:50:29.028

(45) Norman Tappert

1	2:13.711	+12.828	17:34:13.672
2	2:05.227	+4.344	17:36:18.899
3	2:04.895	+4.012	17:38:23.794
4	2:06.266	+5.383	17:40:30.060

Lap	Lap Tm	Diff	Time of Day
5	2:04.997	+4.114	17:42:35.057
6	2:03.906	+3.023	17:44:38.963
7	2:02.176	+1.293	17:46:41.139
8	2:04.086	+3.203	17:48:45.225
9	2:00.883		17:50:46.108

(7) Klaus-Michael Kniese

1	2:15.041	+13.094	17:34:15.346
2	2:06.584	+4.637	17:36:21.930
3	2:04.872	+2.925	17:38:26.802
4	2:04.183	+2.236	17:40:30.985
5	2:05.149	+3.202	17:42:36.134
6	2:03.849	+1.902	17:44:39.983
7	2:02.765	+0.818	17:46:42.748
8	2:02.482	+0.535	17:48:45.230
9	2:01.947		17:50:47.177

(57) Christine Aresin

1	2:14.042	+9.943	17:34:12.917
2	2:08.869	+4.770	17:36:21.786
3	2:07.896	+3.797	17:38:29.682
4	2:08.697	+4.598	17:40:38.379
5	2:06.598	+2.499	17:42:44.977
6	2:04.906	+0.807	17:44:49.883
7	2:07.267	+3.168	17:46:57.150
8	2:05.571	+1.472	17:49:02.721
9	2:04.099		17:51:06.820

(8) Jörg Lamcha

1	2:08.271	+9.092	17:34:06.952
2	2:02.048	+2.869	17:36:09.000
3	2:00.029	+0.850	17:38:09.029
4	1:59.179		17:40:08.208
5	1:59.996	+0.817	17:42:08.204

(80) Heiko Heinrich

1	2:16.184	+9.158	17:34:15.251
2	2:07.026		17:36:22.277
3	2:07.847	+0.821	17:38:30.124

FIM Sidecar World Championship Schleiz

Lapchart

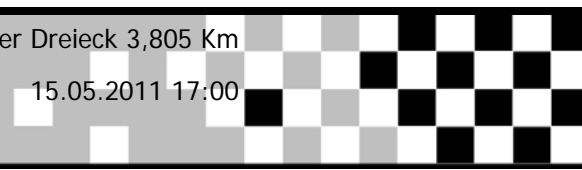
Classic Superbike

Schleizer Dreieck 3,805 Km

Gold Race

15.05.2011 17:00

Race (11 Laps) started at 17:31:54



Competitors	Laps											
	0	1	2	3	4	5	6	7	8	9	10	11
Stefan Merkens (1)	1	1	1	1	1	1	1	1	1	1	1	1
Dirk Schnieders (33)	2	33	219	219	219	219	33	33	33	33	33	33
Versteeg Jeroen (3)	3	3	33	33	33	219	219	219	219	219	219	219
Frank Heidger (219)	4	219	555	555	3	3	3	3	3	3	3	3
Thomas Ruckriegel (68)	5	68	68	3	555	555	555	555	555	68	68	68
Olaf Färber (50)	6	50	50	68	68	68	68	216	68	555	555	216
Holger Behnke (93)	7	93	3	50	50	216	216	68	216	216	216	555
Andre Velten (216)	8	216	93	93	93	50	93	93	93	93	93	93
Norbert Witopil (555)	9	555	216	19	216	93	50	50	50	50	50	50
Jörg Rohde (79)	10	79	19	216	19	19	19	19	19	19	19	79
Peter Johannsen (52)	11	52	14	14	14	14	79	79	79	79	79	19
Andreas Peck (19)	12	19	79	79	79	79	14	14	14	14	14	91
Bernd Kreuzer (14)	13	14	43	91	91	91	91	91	91	91	91	14
Andreas Trottenberg (91)	14	91	91	43	98	98	98	98	98	98	98	98
Malte Schröder (85)	15	85	98	98	43	43	43	43	43	43	52	52
Michael Grobelny (43)	16	43	52	52	52	52	52	52	52	52	43	43
Marcus Franzen (98)	17	98	61	61	61	61	61	61	85	61	61	61
Thomas Hofmann (34)	18	34	137	85	85	85	85	85	85	85	85	85
Frank Maurer (61)	19	61	60	137	373	34	34	34	34	34	34	34
Stephan Opelt (60)	20	60	85	373	34	373	373	373	373	373	373	373
Thomas Tippelt (44)	21	44	373	34	137	44	44	44	44	44	44	44
Erik Skusa (90)	22	90	34	60	44	137	137	137	137	137	137	137
Johann Adermayer (137)	23	137	44	44	60	60	60	60	60	60	60	60
Manfred Weiler (373)	24	373	90	90	90	90	90	90	90	90	90	90
Karsten Treske (36)	25	36	36	36	36	36	36	36	36	36	36	36
Jörg Lamcha (8)	26	8	8	8	8	8	8	9	9	9	9	9
Andreas Meyer (9)	27	9	9	9	9	9	9	45	45	45	45	45
Christine Aresin (57)	28	57	57	45	45	45	45	7	7	7	7	7
Heiko Heinrich (80)	29	80	45	57	7	7	7	57	57	57	57	57
Norman Tappert (45)	30	45	80	7	57	57	57	57	57	57	57	57
Klaus-Michael Kniese (7)	31	7	7	80	80	80	80	80	80	80	80	80