

FIM Sidecar World Championship Schleiz


Continental Superduke Battle

Schleizer Dreieck 3,805 Km

1. Free Practice

13.05.2011 08:15

Practice started at 8:15:06



Pos	No. CL	Name	Nat./Hometown	Bike	Entrant/Team	Laps	Best Tm	Diff In Lap	km/h
1	33	Dirk Schnieders	GER	KTM Superduke 990		11	1:39.704	10	137,387
2	77	Christopher Stark	GER	KTM Superduke 990		11	1:40.876	1.172	10 135,790
3	2	Christoph Muzsnai	GER	KTM Superduke 990		7	1:42.695	2.991	7 133,385
4	6	Konrad Schittko	GER	KTM Superduke 990		10	1:43.438	3.734	10 132,427
5	24	Melanie Hentschel	GER	KTM Superduke 990		10	1:45.752	6.048	10 129,529
6	4	Sebastian Bursig	GER	KTM Superduke 990		10	1:45.827	6.123	10 129,438
7	3	Stefan Helldobler	GER	KTM Superduke 990		9	1:45.901	6.197	8 129,347
8	39	Holger Jansen	GER	KTM Superduke 990		10	1:47.517	7.813	8 127,403
9	55	Michael Meeßen	BEL	KTM Superduke 990		10	1:48.475	8.771	10 126,278
10	13	Hubertus Mannshausen	GER	KTM Superduke 990		7	1:49.248	9.544	7 125,384
11	15	Ralf Siefert	GER	KTM Superduke 990		9	1:50.176	10.472	9 124,328
12	8	Robert Paweletzki	GER	KTM Superduke 990		10	1:51.656	11.952	8 122,680
13	9	Oliver Kurpjuhn	GER	KTM Superduke 990		9	1:57.705	18.001	7 116,376
14	44	Jörg Langer	GER	KTM Superduke 990		2	2:01.297	21.593	2 112,929
15	16	Nico Einhorn	GER	KTM Superduke 990		9	2:02.656	22.952	8 111,678
16	12	Carsten Lehnig	GER	KTM Superduke 990		3	2:07.847	28.143	3 107,144
17	95	Karsten Jessen	GER	KTM Superduke 990		2	2:21.264	41.560	2 96,967

FIM Sidecar World Championship Schleiz

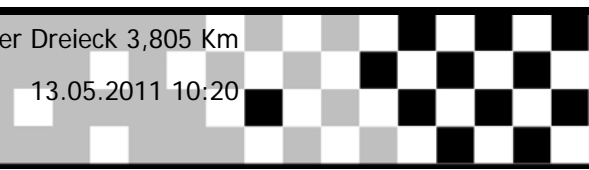
Continental Superduke Battle

Schleizer Dreieck 3,805 Km

1. Qualifying

13.05.2011 10:20

Qualifying started at 10:20:00



Pos	No.	CL	Name	Nat./Hometown	Bike	Entrant/Team	Laps	Best Tm	Diff In Lap	km/h
1	33		Dirk Schnieders	GER	KTM Superduke 990		5	1:34.585	3	144,822
2	57		Manuel Da Silva	GER	KTM Superduke 990		9	1:36.416	1.831	2 142,072
3	77		Christopher Stark	GER	KTM Superduke 990		12	1:36.718	2.133	12 141,628
4	2		Christoph Muzsnai	GER	KTM Superduke 990		12	1:37.089	2.504	4 141,087
5	6		Konrad Schittko	GER	KTM Superduke 990		11	1:38.034	3.449	3 139,727
6	3		Stefan Helldobler	GER	KTM Superduke 990		11	1:38.541	3.956	4 139,008
7	24		Melanie Hentschel	GER	KTM Superduke 990		11	1:40.647	6.062	11 136,099
8	13		Hubertus Mannshausen	GER	KTM Superduke 990		11	1:40.671	6.086	11 136,067
9	15		Ralf Siefert	GER	KTM Superduke 990		8	1:41.322	6.737	5 135,193
10	4		Sebastian Bursig	GER	KTM Superduke 990		11	1:41.489	6.904	2 134,970
11	27		Michael Reichert	GER	KTM Superduke 990		8	1:42.318	7.733	7 133,877
12	39		Holger Jansen	GER	KTM Superduke 990		8	1:42.352	7.767	8 133,832
13	44		Jörg Langer	GER	KTM Superduke 990		12	1:43.517	8.932	11 132,326
14	23		Ralf Kreuzkam	GER	KTM Superduke 990		11	1:43.691	9.106	8 132,104
15	8		Robert Paweletzki	GER	KTM Superduke 990		11	1:45.853	11.268	6 129,406
16	12		Carsten Lehnig	GER	KTM Superduke 990		10	1:46.632	12.047	9 128,460
17	55		Michael Meeßen	BEL	KTM Superduke 990		9	1:47.546	12.961	2 127,369
18	9		Oliver Kurpjuhn	GER	KTM Superduke 990		10	1:50.054	15.469	10 124,466
19	16		Nico Einhorn	GER	KTM Superduke 990		10	1:51.720	17.135	8 122,610
20	95		Karsten Jessen	GER	KTM Superduke 990		4	1:53.105	18.520	4 121,109

Announcements

These results are provisional until the conclusion of any judicial and technical matters

FIM Sidecar World Championship Schleiz

Continental Superduke Battle

Schleizer Dreieck 3,805 Km

1. Qualifying

13.05.2011 10:20

Qualifying started at 10:20:00

Lap	Lap Tm	Diff	Time of Day	Lap	Lap Tm	Diff	Time of Day	Lap	Lap Tm	Diff	Time of Day	
(33) Dirk Schnieders												
1	1:36.403	+1.818	10:23:23.588	6	1:38.592	+0.051	10:31:46.668	(39) Holger Jansen	1	1:44.196	+1.844	10:23:37.941
2	1:34.950	+0.365	10:24:58.538	7	1:41.475	+2.934	10:33:28.143	2	1:43.304	+0.952	10:25:21.245	
3	1:34.585		10:26:33.123	8	1:40.064	+1.523	10:35:08.207	3	1:44.190	+1.838	10:27:05.435	
4	1:44.641	+10.056	10:28:17.764	9	1:42.150	+3.609	10:36:50.357	4	1:43.665	+1.313	10:28:49.100	
5	1:34.828	+0.243	10:29:52.592	10	1:51.498	+12.957	10:38:41.855	5	1:43.327	+0.975	10:30:32.427	
(57) Manuel Da Silva												
1	1:37.148	+0.732	10:23:24.559	11	1:47.520	+8.979	10:40:29.375	6	1:43.016	+0.664	10:32:15.443	
2	1:36.416		10:25:00.975	(24) Melanie Hentschel	1	1:43.752	+3.105	10:23:47.190	7	1:43.575	+1.223	10:33:59.018
3	1:37.717	+1.301	10:26:38.692	2	1:41.903	+1.256	10:25:29.093	8	1:42.352		10:35:41.370	
4	1:38.962	+2.546	10:28:17.654	3	1:44.121	+3.474	10:27:13.214	(44) Jörg Langer	1	1:54.933	+11.416	10:21:56.732
5	1:37.040	+0.624	10:29:54.694	4	1:41.621	+0.974	10:28:54.835	2	1:47.435	+3.918	10:23:44.167	
6	1:39.545	+3.129	10:31:34.239	5	1:41.355	+0.708	10:30:36.190	3	1:45.068	+1.551	10:25:29.235	
p7	1:57.760	+21.344	10:33:31.999	6	1:40.928	+0.281	10:32:17.118	4	1:46.579	+3.062	10:27:15.814	
8	1:56.017	+19.601	10:35:28.016	7	1:42.133	+1.486	10:33:59.251	5	1:44.406	+0.889	10:29:00.220	
9	1:39.651	+3.235	10:37:07.667	8	1:42.383	+1.736	10:35:41.634	6	1:45.532	+2.015	10:30:45.752	
(77) Christopher Stark												
1	1:46.116	+9.398	10:22:26.241	9	1:42.080	+1.433	10:37:23.714	7	1:43.637	+0.120	10:32:29.389	
2	1:39.324	+2.606	10:24:05.565	10	1:41.000	+0.353	10:39:04.714	8	1:43.948	+0.431	10:34:13.337	
3	1:37.931	+1.213	10:25:43.496	(13) Hubertus Mannshausen	1	1:42.768	+2.097	10:23:34.054	9	1:44.235	+0.718	10:35:57.572
4	1:38.964	+2.246	10:27:22.460	2	1:42.445	+1.774	10:25:16.499	10	1:43.929	+0.412	10:37:41.501	
5	1:48.999	+12.281	10:29:11.459	3	1:42.818	+2.147	10:26:59.317	11	1:43.517		10:39:25.018	
6	1:36.810	+0.092	10:30:48.269	4	1:41.359	+0.688	10:28:40.676	12	1:43.984	+0.467	10:41:09.002	
7	1:39.222	+2.504	10:32:27.491	5	1:41.489	+0.818	10:30:22.165	(23) Ralf Kreuzkam	1	1:49.304	+5.613	10:23:56.437
8	1:37.478	+0.760	10:34:04.969	p6	1:50.019	+9.348	10:32:12.184	2	1:46.660	+2.969	10:25:43.097	
9	1:37.558	+0.840	10:35:42.527	7	1:45.032	+4.361	10:33:57.216	3	1:48.370	+4.679	10:27:31.467	
10	1:41.486	+4.768	10:37:24.013	8	1:42.392	+1.721	10:35:39.608	4	1:45.472	+1.781	10:29:16.939	
11	1:39.562	+2.844	10:39:03.575	9	1:42.342	+1.671	10:37:21.950	5	1:43.868	+0.177	10:31:00.807	
12	1:36.718		10:40:40.293	10	1:41.882	+1.211	10:39:03.832	6	1:44.496	+0.805	10:32:45.303	
(2) Christoph Muzsnai												
1	1:38.974	+1.885	10:23:29.534	11	1:40.671		10:40:44.503	7	1:45.037	+1.346	10:34:30.340	
2	1:37.400	+0.311	10:25:06.934	(15) Ralf Siefert	1	1:45.026	+3.704	10:23:39.153	8	1:43.691		10:36:14.031
3	1:37.590	+0.501	10:26:44.524	2	1:42.887	+1.565	10:25:22.400	9	1:44.631	+0.940	10:37:58.662	
4	1:37.089		10:28:21.613	3	1:42.149	+0.827	10:27:04.189	10	1:43.899	+0.208	10:39:42.561	
5	1:39.536	+2.447	10:30:01.149	4	1:42.377	+1.055	10:28:46.566	11	1:43.766	+0.075	10:41:26.327	
6	1:37.703	+0.614	10:31:38.852	5	1:41.322		10:30:27.888	(8) Robert Paweletzki	1	1:48.022	+2.169	10:23:40.915
7	1:38.166	+1.077	10:33:17.018	6	1:41.588	+0.266	10:32:09.476	2	1:47.116	+1.263	10:25:28.031	
8	1:37.269	+0.180	10:34:54.287	7	1:42.242	+0.920	10:33:51.718	3	1:46.452	+0.599	10:27:14.483	
9	1:38.012	+0.923	10:36:32.299	8	1:41.913	+0.591	10:35:33.631	4	1:46.162	+0.309	10:29:00.645	
10	1:37.138	+0.049	10:38:09.437	(4) Sebastian Bursig	1	1:43.507	+2.018	10:23:32.711	5	1:46.236	+0.383	10:30:46.881
11	1:37.566	+0.477	10:39:47.003	2	1:41.489		10:25:14.200	6	1:45.853		10:32:32.734	
12	1:38.288	+1.199	10:41:25.291	3	1:41.817	+0.328	10:26:56.017	7	1:46.985	+1.132	10:34:19.719	
(6) Konrad Schittko												
1	1:40.791	+2.757	10:23:32.246	4	1:41.535	+0.046	10:28:37.552	8	1:47.254	+1.401	10:36:06.973	
2	1:38.869	+0.835	10:25:11.115	5	1:41.800	+0.311	10:30:19.352	9	1:46.362	+0.509	10:37:53.335	
3	1:38.034		10:26:49.149	6	1:43.588	+2.099	10:32:02.940	10	1:46.414	+0.561	10:39:39.749	
4	1:38.453	+0.419	10:28:27.602	7	1:42.222	+0.733	10:33:45.162	11	1:46.178	+0.325	10:41:25.927	
5	1:38.491	+0.457	10:30:06.093	8	1:43.178	+1.689	10:35:28.340	(12) Carsten Lehnig	1	1:52.529	+5.897	10:23:56.375
6	1:38.815	+0.781	10:31:44.908	9	1:41.945	+0.456	10:37:10.285	2	1:50.304	+3.672	10:25:46.679	
7	1:41.462	+3.428	10:33:26.370	10	1:42.353	+0.864	10:38:52.638	3	1:49.405	+2.773	10:27:36.084	
8	1:42.227	+4.193	10:35:08.597	11	1:44.812	+3.323	10:40:37.450	4	1:48.849	+2.217	10:29:24.933	
9	1:41.105	+3.071	10:36:49.702	(27) Michael Reichert	1	1:56.738	+14.420	10:22:08.813	5	1:47.740	+1.108	10:31:12.673
10	1:39.222	+1.188	10:38:28.924	2	1:46.221	+3.903	10:23:55.034	6	1:47.618	+0.986	10:33:00.291	
11	1:39.805	+1.771	10:40:08.729	3	1:44.224	+1.906	10:25:39.258	7	1:48.262	+1.630	10:34:48.553	
(3) Stefan Helldobler												
1	1:42.064	+3.523	10:23:31.639	4	1:42.996	+0.678	10:27:22.254	8	1:47.648	+1.016	10:36:36.201	
2	1:39.995	+1.454	10:25:11.634	5	2:28.482	+46.164	10:29:50.736	9	1:46.632		10:38:22.833	
3	1:38.905	+0.364	10:26:50.539	6	1:43.756	+1.438	10:31:34.492	10	1:46.664	+0.032	10:40:09.497	
4	1:38.541		10:28:29.080	7	1:42.318		10:33:16.810	(55) Michael Meeßen	1	1:50.227	+2.681	10:24:00.924
5	1:38.996	+0.455	10:30:08.076	8	1:43.771	+1.453	10:35:00.581	2	1:47.546		10:25:48.470	

FIM Sidecar World Championship Schleiz

Continental Superduke Battle

Schleizer Dreieck 3,805 Km

1. Qualifying

13.05.2011 10:20

Qualifying started at 10:20:00

Lap	Lap Tm	Diff	Time of Day
4	1:49.431	+1.885	10:29:27.792
5	1:47.955	+0.409	10:31:15.747
6	1:48.399	+0.853	10:33:04.146
7	1:49.141	+1.595	10:34:53.287
8	1:48.446	+0.900	10:36:41.733
9	1:48.676	+1.130	10:38:30.409

(9) Oliver Kurpjuhn

Lap	Lap Tm	Diff	Time of Day
1	1:52.067	+2.013	10:23:51.344
2	1:53.318	+3.264	10:25:44.662
3	1:52.705	+2.651	10:27:37.367
4	1:53.307	+3.253	10:29:30.674
5	1:52.509	+2.455	10:31:23.183
6	1:54.994	+4.940	10:33:18.177
7	1:51.056	+1.002	10:35:09.233
8	1:50.061	+0.007	10:36:59.294
9	1:51.022	+0.968	10:38:50.316
10	1:50.054		10:40:40.370

(16) Nico Einhorn

Lap	Lap Tm	Diff	Time of Day
1	1:58.822	+7.102	10:24:08.202
2	1:55.568	+3.848	10:26:03.770
3	1:54.305	+2.585	10:27:58.075
4	1:53.826	+2.106	10:29:51.901
5	1:52.430	+0.710	10:31:44.331
6	1:52.968	+1.248	10:33:37.299
7	1:53.184	+1.464	10:35:30.483
8	1:51.720		10:37:22.203
9	1:53.978	+2.258	10:39:16.181
10	1:52.679	+0.959	10:41:08.860

(95) Karsten Jessen

Lap	Lap Tm	Diff	Time of Day
1	1:57.399	+4.294	10:24:07.048
2	1:53.493	+0.388	10:26:00.541
3	1:53.463	+0.358	10:27:54.004
4	1:53.105		10:29:47.109

Lap	Lap Tm	Diff	Time of Day
-----	--------	------	-------------

Lap	Lap Tm	Diff	Time of Day
-----	--------	------	-------------

FIM Sidecar World Championship Schleiz

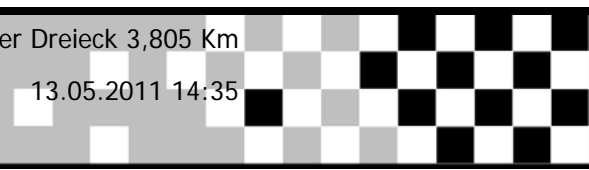
Continental Superduke Battle

Schleizer Dreieck 3,805 Km

2. Qualifying

13.05.2011 14:35

Qualifying started at 14:42:59



Pos	No.	CL	Name	Nat./Hometown	Bike	Entrant/Team	Laps	Best Tm	Diff	In Lap	km/h
1	33		Dirk Schnieders	GER	KTM Superduke 990		11	1:33.910		10	145,863
2	57		Manuel Da Silva	GER	KTM Superduke 990		11	1:36.111	2.201	3	142,523
3	77		Christopher Stark	GER	KTM Superduke 990		10	1:36.350	2.440	6	142,169
4	2		Christoph Muzsnai	GER	KTM Superduke 990		11	1:36.517	2.607	7	141,923
5	6		Konrad Schittko	GER	KTM Superduke 990		11	1:37.903	3.993	11	139,914
6	3		Stefan Helldobler	GER	KTM Superduke 990		11	1:38.555	4.645	9	138,988
7	4		Sebastian Bursig	GER	KTM Superduke 990		11	1:39.793	5.883	11	137,264
8	39		Holger Jansen	GER	KTM Superduke 990		10	1:39.865	5.955	10	137,165
9	15		Ralf Siefert	GER	KTM Superduke 990		6	1:40.512	6.602	5	136,282
10	13		Hubertus Mannshausen	GER	KTM Superduke 990		11	1:40.668	6.758	11	136,071
11	24		Melanie Hentschel	GER	KTM Superduke 990		11	1:40.754	6.844	11	135,955
12	27		Michael Reichert	GER	KTM Superduke 990		10	1:41.087	7.177	9	135,507
13	44		Jörg Langer	GER	KTM Superduke 990		10	1:42.661	8.751	6	133,429
14	23		Ralf Kreuzkam	GER	KTM Superduke 990		10	1:44.009	10.099	5	131,700
15	5		Peter Bales	GER	KTM Superduke 990		10	1:44.192	10.282	7	131,469
16	55		Michael Meeßen	BEL	KTM Superduke 990		10	1:44.759	10.849	9	130,757
17	8		Robert Paweletzki	GER	KTM Superduke 990		10	1:45.716	11.806	9	129,574
18	12		Carsten Lehnig	GER	KTM Superduke 990		9	1:47.415	13.505	8	127,524
19	95		Karsten Jessen	GER	KTM Superduke 990		10	1:48.934	15.024	10	125,746
20	9		Oliver Kurpjuhn	GER	KTM Superduke 990		9	1:48.954	15.044	1	125,723
21	16		Nico Einhorn	GER	KTM Superduke 990		10	1:50.682	16.772	10	123,760

Announcements

These results are provisional until the conclusion of any judicial and technical matters

FIM Sidecar World Championship Schleiz


Continental Superduke Battle

Schleizer Dreieck 3,805 Km

2. Qualifying

13.05.2011 14:35

Qualifying started at 14:42:59



Lap	Lap Tm	Diff	Time of Day
1	1:48.114	+2.398	14:46:39.126
2	1:47.333	+1.617	14:48:26.459
3	1:47.249	+1.533	14:50:13.708
4	1:46.915	+1.199	14:52:00.623
5	1:46.339	+0.623	14:53:46.962
6	1:46.097	+0.381	14:55:33.059
7	1:45.895	+0.179	14:57:18.954
8	1:45.929	+0.213	14:59:04.883
9	1:45.716		15:00:50.599
10	1:45.921	+0.205	15:02:36.520

(12) Carsten Lehnig

1	1:50.690	+3.275	14:46:53.733
2	1:50.106	+2.691	14:48:43.839
3	1:48.487	+1.072	14:50:32.326
4	1:48.129	+0.714	14:52:20.455
5	1:48.443	+1.028	14:54:08.898
6	1:48.000	+0.585	14:55:56.898
7	1:48.520	+1.105	14:57:45.418
8	1:47.415		14:59:32.833
9	1:47.818	+0.403	15:01:20.651

(95) Karsten Jessen

1	2:04.509	+15.575	14:45:06.659
2	1:53.972	+5.038	14:47:00.631
3	1:53.751	+4.817	14:48:54.382
4	1:52.535	+3.601	14:50:46.917
5	1:51.923	+2.989	14:52:38.840
6	1:52.826	+3.892	14:54:31.666
7	1:50.980	+2.046	14:56:22.646
8	1:51.123	+2.189	14:58:13.769
9	1:50.009	+1.075	15:00:03.778
10	1:48.934		15:01:52.712

(9) Oliver Kurpjuhn

1	1:48.954		14:46:45.875
2	1:50.460	+1.506	14:48:36.335
3	1:50.330	+1.376	14:50:26.665
4	1:49.677	+0.723	14:52:16.342
5	1:49.679	+0.725	14:54:06.021
6	1:49.534	+0.580	14:55:55.555
7	1:50.039	+1.085	14:57:45.594
8	1:49.840	+0.886	14:59:35.434
9	1:50.804	+1.850	15:01:26.238

(16) Nico Einhorn

1	2:06.790	+16.108	14:45:33.732
2	1:58.523	+7.841	14:47:32.255
3	1:52.875	+2.193	14:49:25.130
4	1:53.335	+2.653	14:51:18.465
5	1:54.131	+3.449	14:53:12.596
6	1:53.919	+3.237	14:55:06.515
7	1:54.830	+4.148	14:57:01.345
8	1:51.395	+0.713	14:58:52.740
9	1:52.750	+2.068	15:00:45.490
10	1:50.682		15:02:36.172

Lap Lap Tm Diff Time of Day


Lap Lap Tm Diff Time of Day

FIM Sidecar World Championship Schleiz

Continental Superduke Battle

Schleizer Dreieck 3,805 Km

Total Result Qualifying 1+2



Pos	No. CL	Name	Nat./Hometown	Bike	Entrant/Team	Total Best Tm	Diff	Z1 Best Tm	Z2 Best Tm
1	33	Dirk Schnieders	GER	KTM Superduke 990		1:33.910		1:34.585	1:33.910
2	57	Manuel Da Silva	GER	KTM Superduke 990		1:36.111	2.201	1:36.416	1:36.111
3	77	Christopher Stark	GER	KTM Superduke 990		1:36.350	2.440	1:36.718	1:36.350
4	2	Christoph Muzsnai	GER	KTM Superduke 990		1:36.517	2.607	1:37.089	1:36.517
5	6	Konrad Schittko	GER	KTM Superduke 990		1:37.903	3.993	1:38.034	1:37.903
6	3	Stefan Helldobler	GER	KTM Superduke 990		1:38.541	4.631	1:38.541	1:38.555
7	4	Sebastian Bursig	GER	KTM Superduke 990		1:39.793	5.883	1:41.489	1:39.793
8	39	Holger Jansen	GER	KTM Superduke 990		1:39.865	5.955	1:42.352	1:39.865
9	15	Ralf Siefert	GER	KTM Superduke 990		1:40.512	6.602	1:41.322	1:40.512
10	24	Melanie Hentschel	GER	KTM Superduke 990		1:40.647	6.737	1:40.647	1:40.754
11	13	Hubertus Mannshausen	GER	KTM Superduke 990		1:40.668	6.758	1:40.671	1:40.668
12	27	Michael Reichert	GER	KTM Superduke 990		1:41.087	7.177	1:42.318	1:41.087
13	44	Jörg Langer	GER	KTM Superduke 990		1:42.661	8.751	1:43.517	1:42.661
14	23	Ralf Kreuzkam	GER	KTM Superduke 990		1:43.691	9.781	1:43.691	1:44.009
15	5	Peter Bales	GER	KTM Superduke 990		1:44.192	10.282		1:44.192
16	55	Michael Meeßen	BEL	KTM Superduke 990		1:44.759	10.849	1:47.546	1:44.759
17	8	Robert Paweletzki	GER	KTM Superduke 990		1:45.716	11.806	1:45.853	1:45.716
18	12	Carsten Lehnig	GER	KTM Superduke 990		1:46.632	12.722	1:46.632	1:47.415
19	95	Karsten Jessen	GER	KTM Superduke 990		1:48.934	15.024	1:53.105	1:48.934
20	9	Oliver Kurpjuhn	GER	KTM Superduke 990		1:48.954	15.044	1:50.054	1:48.954
21	16	Nico Einhorn	GER	KTM Superduke 990		1:50.682	16.772	1:51.720	1:50.682

Announcements

These results are provisional until the conclusion of any judicial and technical matters

FIM Sidecar World Championship Schleiz


Continental Superduke Battle

Schleizer Dreieck 3,805 Km

Startgrid Race 1

14.05.2011 10:30

Race (16 Laps)



6	16			
	21			
5	8	12	95	9
	17	18	19	20
4	44	23	5	55
	13	14	15	16
3	15	24	13	27
	9	10	11	12
2	6	3	4	39
	5	6	7	8
1	33	57	77	2
	POLE POSITION 1	2	3	4



FIM Sidecar World Championship Schleiz

Continental Superduke Battle Startgrid Race 2 Race (16 Laps)	Schleizer Dreieck 3,805 Km 14.05.2011 15:45
--	--

6	16		9
	21		20
5	8	12	55
	17	18	16
4	44	23	27
	13	14	12
3	15	24	39
	9	10	8
2	6	3	2
	5	6	
1	33	57	77
		3	4
	POLE POSITION 1	2	



FIM Sidecar World Championship Schleiz

Continental Superduke Battle Schleizer Dreieck 3,805 Km

Warm up 14.05.2011 08:00

Practice started at 7:59:59

Pos	No.	CL	Name	Nat./Hometown	Bike	Entrant/Team	Laps	Best Tm	Diff In Lap	km/h
1	6		Konrad Schittko	GER	KTM Superduke 990		8	1:37.806	6	140,053
2	57		Manuel Da Silva	GER	KTM Superduke 990		6	1:38.541	0.735	3 139,008
3	77		Christopher Stark	GER	KTM Superduke 990		6	1:39.305	1.499	4 137,939
4	13		Hubertus Mannshausen	GER	KTM Superduke 990		6	1:41.139	3.333	6 135,437
5	4		Sebastian Bursig	GER	KTM Superduke 990		8	1:41.706	3.900	4 134,682
6	24		Melanie Hentschel	GER	KTM Superduke 990		6	1:41.708	3.902	4 134,680
7	39		Holger Jansen	GER	KTM Superduke 990		7	1:41.736	3.930	5 134,643
8	44		Jörg Langer	GER	KTM Superduke 990		8	1:42.976	5.170	7 133,021
9	55		Michael Meeßen	BEL	KTM Superduke 990		6	1:46.074	8.268	5 129,136
10	5		Peter Bales	GER	KTM Superduke 990		4	1:46.225	8.419	2 128,953
11	12		Carsten Lehnig	GER	KTM Superduke 990		7	1:47.815	10.009	7 127,051
12	8		Robert Paweletzki	GER	KTM Superduke 990		8	1:48.105	10.299	5 126,710
13	9		Oliver Kurpjuhn	GER	KTM Superduke 990		6	1:49.147	11.341	1 125,500
14	29		Karsten Hofmann	GER	KTM Superduke 990		7	1:49.558	11.752	7 125,030
15	95		Karsten Jessen	GER	KTM Superduke 990		5	1:51.918	14.112	5 122,393
16	111		Paul Thiem	GER	KTM Superduke 990		7	1:54.577	16.771	6 119,553

Clerk of the course Stefan Beck:

Sportkommissar Udo Arndt:

www.mylaps.com

Chief Timekeeper Monika Riehmers:

Licensed to: Camp Company GmbH

FIM Sidecar World Championship Schleiz

Continental Superduke Battle

Schleizer Dreieck 3,805 Km

Warm up

14.05.2011 08:00

Practice started at 7:59:59

Lap	Lap Tm	Diff	Time of Day
(6) Konrad Schittko			
1	1:41.678	+3.872	8:03:35.902
2	1:39.886	+2.080	8:05:15.788
3	1:39.409	+1.603	8:06:55.197
4	1:41.843	+4.037	8:08:37.040
5	1:40.755	+2.949	8:10:17.795
6	1:37.806		8:11:55.601
7	1:38.432	+0.626	8:13:34.033
8	1:38.765	+0.959	8:15:12.798

Lap	Lap Tm	Diff	Time of Day
(57) Manuel Da Silva			
1	1:42.133	+3.592	8:03:46.255
2	1:39.314	+0.773	8:05:25.569
3	1:38.541		8:07:04.110
4	1:39.973	+1.432	8:08:44.083
5	1:45.384	+6.843	8:10:29.467
6	1:43.791	+5.250	8:12:13.258

Lap	Lap Tm	Diff	Time of Day
(77) Christopher Stark			
1	1:45.539	+6.234	8:03:44.666
2	1:40.792	+1.487	8:05:25.458
3	1:39.784	+0.479	8:07:05.242
4	1:39.305		8:08:44.547
5	1:45.416	+6.111	8:10:29.963
6	1:43.913	+4.608	8:12:13.876

Lap	Lap Tm	Diff	Time of Day
(13) Hubertus Mannshausen			
1	1:47.541	+6.402	8:03:51.133
2	1:44.524	+3.385	8:05:35.657
3	1:44.085	+2.946	8:07:19.742
4	1:42.603	+1.464	8:09:02.345
5	1:42.615	+1.476	8:10:44.960
6	1:41.139		8:12:26.099

Lap	Lap Tm	Diff	Time of Day
(4) Sebastian Bursig			
1	1:42.857	+1.151	8:03:37.496
2	1:42.319	+0.613	8:05:19.815
3	1:42.429	+0.723	8:07:02.244
4	1:41.706		8:08:43.950
5	1:42.024	+0.318	8:10:25.974
6	1:46.853	+5.147	8:12:12.827
7	1:43.841	+2.135	8:13:56.668
8	1:57.590	+15.884	8:15:54.258

Lap	Lap Tm	Diff	Time of Day
(24) Melanie Hentschel			
1	1:46.323	+4.615	8:03:51.460
2	1:44.759	+3.051	8:05:36.219
3	1:44.506	+2.798	8:07:20.725
4	1:41.708		8:09:02.433
5	1:42.574	+0.866	8:10:45.007
6	1:42.581	+0.873	8:12:27.588

Lap	Lap Tm	Diff	Time of Day
(39) Holger Jansen			
1	1:47.241	+5.505	8:03:51.909
2	1:44.468	+2.732	8:05:36.377
3	1:45.223	+3.487	8:07:21.600
4	1:42.023	+0.287	8:09:03.623
5	1:41.736		8:10:45.359
6	1:42.979	+1.243	8:12:28.338
7	1:51.287	+9.551	8:14:19.625

Lap	Lap Tm	Diff	Time of Day
(44) Jörg Langer			
1	2:36.765	+53.789	8:02:44.806
2	1:48.597	+5.621	8:04:33.403
3	1:47.902	+4.926	8:06:21.305

Lap	Lap Tm	Diff	Time of Day
4	1:45.059	+2.083	8:08:06.364
5	1:43.493	+0.517	8:09:49.857
6	1:44.165	+1.189	8:11:34.022
7	1:42.976		8:13:16.998
8	1:43.004	+0.028	8:15:00.002

Lap	Lap Tm	Diff	Time of Day
(55) Michael Meeßen			
1	1:48.128	+2.054	8:03:55.846
2	1:46.689	+0.615	8:05:42.535
3	1:46.138	+0.064	8:07:28.673
4	1:46.674	+0.600	8:09:15.347
5	1:46.074		8:11:01.421
6	1:46.751	+0.677	8:12:48.172

Lap	Lap Tm	Diff	Time of Day
(5) Peter Bales			
1	1:48.536	+2.311	8:03:55.047
2	1:46.225		8:05:41.272
3	1:46.422	+0.197	8:07:27.694
4	1:48.627	+2.402	8:09:16.321

Lap	Lap Tm	Diff	Time of Day
(12) Carsten Lehnig			
1	2:06.241	+18.426	8:04:14.060
2	1:50.363	+2.548	8:06:04.423
3	1:52.715	+4.900	8:07:57.138
4	1:51.782	+3.967	8:09:48.920
5	1:49.705	+1.890	8:11:38.625
6	1:49.220	+1.405	8:13:27.845
7	1:47.815		8:15:15.660

Lap	Lap Tm	Diff	Time of Day
(8) Robert Paweletzki			
1	1:48.833	+0.728	8:03:44.468
2	1:49.383	+1.278	8:05:33.851
3	1:48.533	+0.428	8:07:22.384
4	1:48.928	+0.823	8:09:11.312
5	1:48.105		8:10:59.417
6	1:48.301	+0.196	8:12:47.718
7	1:53.536	+5.431	8:14:41.254
8	1:49.390	+1.285	8:16:30.644

Lap	Lap Tm	Diff	Time of Day
(9) Oliver Kurpjuhn			
1	1:49.147		8:03:46.494
2	1:49.833	+0.686	8:05:36.327
3	1:49.531	+0.384	8:07:25.858
4	1:53.260	+4.113	8:09:19.118
5	1:51.271	+2.124	8:11:10.389
6	1:51.372	+2.225	8:13:01.761

Lap	Lap Tm	Diff	Time of Day
(29) Karsten Hofmann			
1	2:10.485	+20.927	8:04:36.990
2	2:03.894	+14.336	8:06:40.884
3	2:01.156	+11.598	8:08:42.040
4	2:01.638	+12.080	8:10:43.678
5	1:57.009	+7.451	8:12:40.687
6	1:50.593	+1.035	8:14:31.280
7	1:49.558		8:16:20.838

Lap	Lap Tm	Diff	Time of Day
(95) Karsten Jessen			
1	1:55.146	+3.228	8:04:09.498
2	1:53.728	+1.810	8:06:03.226
3	1:53.379	+1.461	8:07:56.605
4	1:52.862	+0.944	8:09:49.467
5	1:51.918		8:11:41.385

Lap	Lap Tm	Diff	Time of Day
(111) Paul Thiem			
1	2:10.468	+15.891	8:04:38.131
2	2:03.756	+9.179	8:06:41.887

FIM Sidecar World Championship Schleiz

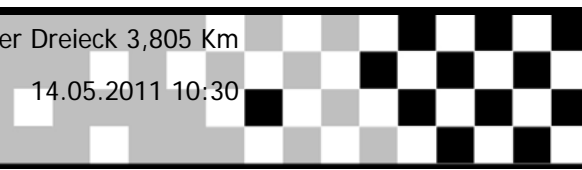
Continental Superduke Battle

Schleizer Dreieck 3,805 Km

Race 1

14.05.2011 10:30

Race (17:00 and 2 Laps) started at 10:29:08



Pos	No.	CL	Name	Nat./Hometown	Bike	Entrant/Team	Laps	Total Tm	Diff	Best Tm	Ø km/h
1	33		Dirk Schnieders	GER	KTM Superduke 990		13	20:38.787		1:34.027	143,749
2	57		Manuel Da Silva	GER	KTM Superduke 990		13	20:56.591	17.804	1:35.587	141,712
3	2		Christoph Muzsnai	GER	KTM Superduke 990		13	21:08.053	29.266	1:36.516	140,431
4	6		Konrad Schittko	GER	KTM Superduke 990		13	21:12.002	33.215	1:36.857	139,995
5	77		Christopher Stark	GER	KTM Superduke 990		13	21:17.144	38.357	1:36.489	139,431
6	3		Stefan Helldobler	GER	KTM Superduke 990		13	21:18.774	39.987	1:36.663	139,254
7	4		Sebastian Bursig	GER	KTM Superduke 990		13	21:23.109	44.322	1:37.351	138,783
8	39		Holger Jansen	GER	KTM Superduke 990		13	21:40.704	1:01.917	1:38.840	136,906
9	24		Melanie Hentschel	GER	KTM Superduke 990		13	21:41.948	1:03.161	1:37.942	136,775
10	13		Hubertus Mannshausen	GER	KTM Superduke 990		13	21:43.291	1:04.504	1:38.833	136,634
11	44		Jörg Langer	GER	KTM Superduke 990		13	22:12.909	1:34.122	1:39.581	133,598
12	15		Ralf Siefert	GER	KTM Superduke 990		13	22:13.232	1:34.445	1:39.920	133,566
13	23		Ralf Kreuzkam	GER	KTM Superduke 990		12	20:39.779	1 Lap	1:42.125	132,585
14	5		Peter Bales	GER	KTM Superduke 990		12	20:41.412	1 Lap	1:41.757	132,411
15	27		Michael Reichert	GER	KTM Superduke 990		12	20:47.328	1 Lap	1:40.080	131,782
16	55		Michael Meeßen	BEL	KTM Superduke 990		12	20:56.077	1 Lap	1:43.465	130,865
17	8		Robert Paweletzki	GER	KTM Superduke 990		12	21:09.344	1 Lap	1:43.829	129,497
18	29		Karsten Hofmann	GER	KTM Superduke 990		12	21:15.247	1 Lap	1:43.935	128,897
19	12		Carsten Lehnig	GER	KTM Superduke 990		12	21:25.129	1 Lap	1:44.828	127,906
20	9		Oliver Kurpjuhn	GER	KTM Superduke 990		12	21:26.904	1 Lap	1:45.404	127,730
21	95		Karsten Jessen	GER	KTM Superduke 990		12	21:59.831	1 Lap	1:47.820	124,543
22	111		Paul Thiem	GER	KTM Superduke 990		12	22:11.742	1 Lap	1:47.831	123,429
Not classified (75% = 9 Laps)											
DNF	16		Nico Einhorn	GER	KTM Superduke 990		6	11:27.489	DNF	1:53.075	119,548

Announcements

These results are provisional until the conclusion of any judicial and technical matters

Startet: 23 Classified: 22 Not classified: 1

Margin of Victory	Ø km/h	Best Lap Tm	km/h	Best Lap by
17.804	143,749	1:34.027	145,682	33 - Dirk Schnieders

FIM Sidecar World Championship Schleiz

Continental Superduke Battle Schleizer Dreieck 3,805 Km
 Race 1 14.05.2011 10:30
 Race (17:00 and 2 Laps) started at 10:29:08

Lap	Lap Tm	Diff	Time of Day
(33) Dirk Schnieders			
1	1:39.407	+5.380	10:30:47.696
2	1:34.810	+0.783	10:32:22.506
3	1:34.313	+0.286	10:33:56.819
4	1:34.049	+0.022	10:35:30.868
5	1:34.111	+0.084	10:37:04.979
6	1:34.027		10:38:39.006
7	1:35.075	+1.048	10:40:14.081
8	1:35.289	+1.262	10:41:49.370
9	1:35.844	+1.817	10:43:25.214
10	1:34.490	+0.463	10:44:59.704
11	1:38.070	+4.043	10:46:37.774
12	1:34.755	+0.728	10:48:12.529
13	1:34.547	+0.520	10:49:47.076
(57) Manuel Da Silva			
1	1:39.881	+4.294	10:30:48.559
2	1:35.634	+0.047	10:32:24.193
3	1:35.587		10:33:59.780
4	1:35.599	+0.012	10:35:35.379
5	1:35.936	+0.349	10:37:11.315
6	1:36.197	+0.610	10:38:47.512
7	1:36.704	+1.117	10:40:24.216
8	1:36.306	+0.719	10:42:00.522
9	1:36.763	+1.176	10:43:37.285
10	1:36.732	+1.145	10:45:14.017
11	1:36.303	+0.716	10:46:50.320
12	1:37.494	+1.907	10:48:27.814
13	1:37.066	+1.479	10:50:04.880
(2) Christoph Muzsnai			
1	1:41.412	+4.896	10:30:50.270
2	1:37.367	+0.851	10:32:27.637
3	1:37.072	+0.556	10:34:04.709
4	1:36.900	+0.384	10:35:41.609
5	1:36.813	+0.297	10:37:18.422
6	1:36.516		10:38:54.938
7	1:37.000	+0.484	10:40:31.938
8	1:36.787	+0.271	10:42:08.725
9	1:37.186	+0.670	10:43:45.911
10	1:37.111	+0.595	10:45:23.022
11	1:37.641	+1.125	10:47:00.663
12	1:37.183	+0.667	10:48:37.846
13	1:38.496	+1.980	10:50:16.342
(6) Konrad Schittko			
1	1:42.402	+5.545	10:30:51.771
2	1:37.835	+0.978	10:32:29.606
3	1:37.365	+0.508	10:34:06.971
4	1:37.642	+0.785	10:35:44.613
5	1:36.959	+0.102	10:37:21.572
6	1:37.224	+0.367	10:38:58.796
7	1:37.008	+0.151	10:40:35.804
8	1:36.869	+0.012	10:42:12.673
9	1:37.383	+0.526	10:43:50.056
10	1:36.857		10:45:26.913
11	1:37.478	+0.621	10:47:04.391
12	1:37.717	+0.860	10:48:42.108
13	1:38.183	+1.326	10:50:20.291
(77) Christopher Stark			
1	1:44.147	+7.658	10:30:52.950
2	1:37.682	+1.193	10:32:30.632
3	1:38.896	+2.407	10:34:09.528
4	1:37.608	+1.119	10:35:47.136

Lap	Lap Tm	Diff	Time of Day
5	1:36.742	+0.253	10:37:23.878
6	1:36.489		10:39:00.367
7	1:37.760	+1.271	10:40:38.127
8	1:37.755	+1.266	10:42:15.882
9	1:37.915	+1.426	10:43:53.797
10	1:37.331	+0.842	10:45:31.128
11	1:37.430	+0.941	10:47:08.558
12	1:37.699	+1.210	10:48:46.257
13	1:39.176	+2.687	10:50:25.433
(3) Stefan Helldobler			
1	1:43.719	+7.056	10:30:53.341
2	1:38.799	+2.136	10:32:32.140
3	1:39.055	+2.392	10:34:11.195
4	1:37.792	+1.129	10:35:48.987
5	1:37.854	+1.191	10:37:26.841
6	1:37.107	+0.444	10:39:03.948
7	1:37.091	+0.428	10:40:41.039
8	1:37.790	+1.127	10:42:18.829
9	1:37.106	+0.443	10:43:55.935
10	1:37.808	+1.145	10:45:33.743
11	1:36.663		10:47:10.406
12	1:37.887	+1.224	10:48:48.293
13	1:38.770	+2.107	10:50:27.063
(4) Sebastian Bursig			
1	1:42.191	+4.840	10:30:51.602
2	1:39.019	+1.668	10:32:30.621
3	1:38.461	+1.110	10:34:09.082
4	1:38.379	+1.028	10:35:47.461
5	1:37.351		10:37:24.812
6	1:37.672	+0.321	10:39:02.484
7	1:37.979	+0.628	10:40:40.463
8	1:38.416	+1.065	10:42:18.879
9	1:37.835	+0.484	10:43:56.714
10	1:37.800	+0.449	10:45:34.514
11	1:38.256	+0.905	10:47:12.770
12	1:38.278	+0.927	10:48:51.048
13	1:40.350	+2.999	10:50:31.398
(39) Holger Jansen			
1	1:43.376	+4.536	10:30:52.996
2	1:38.840		10:32:31.836
3	1:39.188	+0.348	10:34:11.024
4	1:39.307	+0.467	10:35:50.331
5	1:39.429	+0.589	10:37:29.760
6	1:39.534	+0.694	10:39:09.294
7	1:40.172	+1.332	10:40:49.466
8	1:40.829	+1.989	10:42:30.295
9	1:41.367	+2.527	10:44:11.662
10	1:38.851	+0.011	10:45:50.513
11	1:39.980	+1.140	10:47:30.493
12	1:38.916	+0.076	10:49:09.409
13	1:39.584	+0.744	10:50:48.993
(24) Melanie Hentschel			
1	1:44.805	+6.863	10:30:54.862
2	1:40.515	+2.573	10:32:35.377
3	1:39.349	+1.407	10:34:14.726
4	1:40.598	+2.656	10:35:55.324
5	1:40.147	+2.205	10:37:35.471
6	1:38.617	+0.675	10:39:14.088
7	1:39.871	+1.929	10:40:53.959
8	1:39.441	+1.499	10:42:33.400
9	1:39.782	+1.840	10:44:13.182
10	1:39.008	+1.066	10:45:52.190

Lap	Lap Tm	Diff	Time of Day
11	1:40.536	+2.594	10:47:32.726
12	1:39.569	+1.627	10:49:12.295
13	1:37.942		10:50:50.237
(13) Hubertus Mannshausen			
1	1:44.665	+5.832	10:30:54.749
2	1:40.437	+1.604	10:32:35.186
3	1:39.435	+0.602	10:34:14.621
4	1:40.306	+1.473	10:35:54.927
5	1:39.315	+0.482	10:37:34.242
6	1:40.311	+1.478	10:39:14.553
7	1:39.761	+0.928	10:40:54.314
8	1:39.296	+0.463	10:42:33.610
9	1:39.839	+1.006	10:44:13.449
10	1:38.833		10:45:52.282
11	1:40.245	+1.412	10:47:32.527
12	1:40.155	+1.322	10:49:12.682
13	1:38.898	+0.065	10:50:51.580
(44) Jörg Langer			
1	1:46.643	+7.062	10:31:02.624
2	1:43.002	+3.421	10:32:45.626
3	1:42.217	+2.636	10:34:27.843
4	1:40.622	+1.041	10:36:08.465
5	1:41.903	+2.322	10:37:50.368
6	1:40.444	+0.863	10:39:30.812
7	1:41.062	+1.481	10:41:11.874
8	1:41.454	+1.873	10:42:53.328
9	1:41.812	+2.231	10:44:35.140
10	1:44.165	+4.584	10:46:19.305
11	1:41.591	+2.010	10:48:00.896
12	1:40.721	+1.140	10:49:41.617
13	1:39.581		10:51:21.198
(15) Ralf Siefert			
1	1:45.320	+5.400	10:30:55.310
2	1:40.732	+0.812	10:32:36.042
3	1:39.920		10:34:15.962
4	1:40.375	+0.455	10:35:56.337
5	1:41.398	+1.478	10:37:37.735
6	1:41.885	+1.965	10:39:19.620
7	1:43.465	+3.545	10:41:03.085
8	1:42.804	+2.884	10:42:45.889
9	1:42.749	+2.829	10:44:28.638
10	1:42.661	+2.741	10:46:11.299
11	1:42.969	+3.049	10:47:54.268
12	1:44.265	+4.345	10:49:38.533
13	1:42.988	+3.068	10:51:21.521
(23) Ralf Kreuzkam			
1	1:46.462	+4.337	10:30:57.154
2	1:42.125		10:32:39.279
3	1:43.114	+0.989	10:34:22.393
4	1:43.602	+1.477	10:36:05.995
5	1:42.602	+0.477	10:37:48.597
6	1:42.956	+0.831	10:39:31.553
7	1:42.143	+0.018	10:41:13.696
8	1:42.582	+0.457	10:42:56.278
9	1:42.678	+0.553	10:44:38.956
10	1:42.506	+0.381	10:46:21.462
11	1:42.398	+0.273	10:48:03.860
12	1:44.208	+2.083	10:49:48.068
(5) Peter Bales			
1	1:46.546	+4.789	10:30:57.184
2	1:44.230	+2.473	10:32:41.414

FIM Sidecar World Championship Schleiz

Continental Superduke Battle

Schleizer Dreieck 3,805 Km

Race 1

14.05.2011 10:30

Race (17:00 and 2 Laps) started at 10:29:08



Lap	Lap Tm	Diff	Time of Day
3	1:43.302	+1.545	10:34:24.716
4	1:43.179	+1.422	10:36:07.895
5	1:43.548	+1.791	10:37:51.443
6	1:43.568	+1.811	10:39:35.011
7	1:42.598	+0.841	10:41:17.609
8	1:42.607	+0.850	10:43:00.216
9	1:42.689	+0.932	10:44:42.905
10	1:42.488	+0.731	10:46:25.393
11	1:42.551	+0.794	10:48:07.944
12	1:41.757		10:49:49.701

(27) Michael Reichert

Lap	Lap Tm	Diff	Time of Day
1	1:45.872	+5.792	10:31:19.474
2	1:42.577	+2.497	10:33:02.051
3	1:42.053	+1.973	10:34:44.104
4	1:40.968	+0.888	10:36:25.072
5	1:42.239	+2.159	10:38:07.311
6	1:43.978	+3.898	10:39:51.289
7	1:41.144	+1.064	10:41:32.433
8	1:40.757	+0.677	10:43:13.190
9	1:40.080		10:44:53.270
10	1:41.170	+1.090	10:46:34.440
11	1:40.826	+0.746	10:48:15.266
12	1:40.351	+0.271	10:49:55.617

(55) Michael Meeßen

Lap	Lap Tm	Diff	Time of Day
1	1:48.953	+5.488	10:31:00.057
2	1:45.020	+1.555	10:32:45.077
3	1:44.424	+0.959	10:34:29.501
4	1:43.547	+0.082	10:36:13.048
5	1:43.773	+0.308	10:37:56.821
6	1:43.898	+0.433	10:39:40.719
7	1:43.741	+0.276	10:41:24.460
8	1:43.694	+0.229	10:43:08.154
9	1:43.465		10:44:51.619
10	1:43.946	+0.481	10:46:35.565
11	1:44.517	+1.052	10:48:20.082
12	1:44.284	+0.819	10:50:04.366

(8) Robert Paweletzki

Lap	Lap Tm	Diff	Time of Day
1	1:49.814	+5.985	10:31:00.902
2	1:45.585	+1.756	10:32:46.487
3	1:45.953	+2.124	10:34:32.440
4	1:45.395	+1.566	10:36:17.835
5	1:45.377	+1.548	10:38:03.212
6	1:45.642	+1.813	10:39:48.854
7	1:45.558	+1.729	10:41:34.412
8	1:44.825	+0.996	10:43:19.237
9	1:45.387	+1.558	10:45:04.624
10	1:43.829		10:46:48.453
11	1:44.306	+0.477	10:48:32.759
12	1:44.874	+1.045	10:50:17.633

(29) Karsten Hofmann

Lap	Lap Tm	Diff	Time of Day
1	1:48.923	+4.988	10:31:00.323
2	1:45.129	+1.194	10:32:45.452
3	1:44.753	+0.818	10:34:30.205
4	1:43.935		10:36:14.140
5	1:45.014	+1.079	10:37:59.154
6	1:46.714	+2.779	10:39:45.868
7	1:46.080	+2.145	10:41:31.948
8	1:45.544	+1.609	10:43:17.492
9	1:47.310	+3.375	10:45:04.802
10	1:45.226	+1.291	10:46:50.028
11	1:46.409	+2.474	10:48:36.437
12	1:47.099	+3.164	10:50:23.536

(12) Carsten Lehnig

Lap	Lap Tm	Diff	Time of Day
1	1:53.595	+8.767	10:31:04.544
2	1:46.559	+1.731	10:32:51.103
3	1:46.027	+1.199	10:34:37.130
4	1:45.780	+0.952	10:36:22.910
5	1:48.489	+3.661	10:38:11.399
6	1:45.681	+0.853	10:39:57.080
7	1:45.505	+0.677	10:41:42.585
8	1:45.691	+0.863	10:43:28.276
9	1:46.059	+1.231	10:45:14.335
10	1:46.530	+1.702	10:47:00.865
11	1:44.828		10:48:45.693
12	1:47.725	+2.897	10:50:33.418

(9) Oliver Kurpjuhn

Lap	Lap Tm	Diff	Time of Day
1	1:51.727	+6.323	10:31:03.105
2	1:45.404		10:32:48.509
3	1:46.254	+0.850	10:34:34.763
4	1:46.907	+1.503	10:36:21.670
5	1:46.816	+1.412	10:38:08.486
6	1:46.445	+1.041	10:39:54.931
7	1:46.520	+1.116	10:41:41.451
8	1:48.442	+3.038	10:43:29.893
9	1:46.353	+0.949	10:45:16.246
10	1:45.792	+0.388	10:47:02.038
11	1:45.455	+0.051	10:48:47.493
12	1:47.700	+2.296	10:50:35.193

(95) Karsten Jessen

Lap	Lap Tm	Diff	Time of Day
1	1:57.836	+10.016	10:31:09.055
2	1:51.290	+3.470	10:33:00.345
3	1:49.596	+1.776	10:34:49.941
4	1:48.947	+1.127	10:36:38.888
5	1:49.030	+1.210	10:38:27.918
6	1:49.517	+1.697	10:40:17.435
7	1:49.105	+1.285	10:42:06.540
8	1:48.674	+0.854	10:43:55.214
9	1:48.967	+1.147	10:45:44.181
10	1:47.960	+0.140	10:47:32.141
11	1:47.820		10:49:19.961
12	1:48.159	+0.339	10:51:08.120

(111) Paul Thiem

Lap	Lap Tm	Diff	Time of Day
1	1:56.840	+9.009	10:31:08.955
2	1:53.888	+6.057	10:33:02.843
3	1:52.337	+4.506	10:34:55.180
4	1:49.091	+1.260	10:36:44.271
5	1:48.276	+0.445	10:38:32.547
6	1:47.831		10:40:20.378
7	1:48.449	+0.618	10:42:08.827
8	1:49.004	+1.173	10:43:57.831
9	1:49.318	+1.487	10:45:47.149
10	1:49.519	+1.688	10:47:36.668
11	1:51.682	+3.851	10:49:28.350
12	1:51.681	+3.850	10:51:20.031

(16) Nico Einhorn

Lap	Lap Tm	Diff	Time of Day
1	1:57.061	+3.986	10:31:08.669
2	1:53.227	+0.152	10:33:01.896
3	1:53.075		10:34:54.971
4	1:53.400	+0.325	10:36:48.371
5	1:53.821	+0.746	10:38:42.192
6	1:53.586	+0.511	10:40:35.778

FIM Sidecar World Championship Schleiz

Lapchart

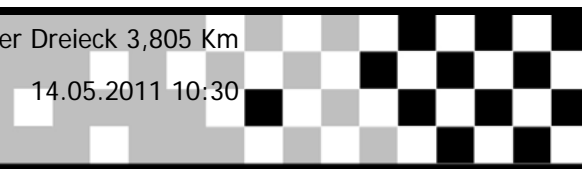
Continental Superduke Battle

Schleizer Dreieck 3,805 Km

Race 1

14.05.2011 10:30

Race (17:00 and 2 Laps) started at 10:29:08



Competitors	Laps													
	0	1	2	3	4	5	6	7	8	9	10	11	12	13
Dirk Schnieders (33)	1	33	33	33	33	33	33	33	33	33	33	33	33	33
Manuel Da Silva (57)	2	57	57	57	57	57	57	57	57	57	57	57	57	57
Christopher Stark (77)	3	77	2	2	2	2	2	2	2	2	2	2	2	2
Christoph Muzsnai (2)	4	2	4	6	6	6	6	6	6	6	6	6	6	6
Konrad Schittko (6)	5	6	6	4	4	77	77	77	77	77	77	77	77	77
Sebastian Bursig (4)	6	4	77	77	77	4	4	4	4	3	3	3	3	3
Holger Jansen (39)	7	39	39	39	39	3	3	3	3	4	4	4	4	4
Stefan Helldobler (3)	8	3	3	3	3	39	39	39	39	39	39	39	39	39
Ralf Siefert (15)	9	15	13	13	13	13	13	24	24	24	24	13	24	24
Melanie Hentschel (24)	10	24	24	24	24	24	13	13	13	13	13	24	13	13
Hubertus Mannshausen (13)	11	13	15	15	15	15	15	15	15	15	15	15	15	44
Peter Bales (5)	12	5	23	23	23	23	23	44	44	44	44	44	44	15
Ralf Kreuzkam (23)	13	23	5	5	5	5	44	23	23	23	23	23	23	23
Carsten Lehnig (12)	14	12	55	55	44	44	5	5	5	5	5	5	5	5
Robert Paweletzki (8)	15	8	29	29	55	55	55	55	55	55	27	27	27	27
Michael Meeßen (55)	16	55	8	44	29	29	29	29	29	27	27	55	55	55
Karsten Jessen (95)	17	95	44	8	8	8	8	8	27	29	8	8	8	8
Oliver Kurpjuhn (9)	18	9	9	9	9	9	27	27	8	8	29	29	29	29
Karsten Hofmann (29)	19	29	12	12	12	12	9	9	9	12	12	12	12	12
Nico Einhorn (16)	20	16	16	95	27	27	12	12	12	9	9	9	9	9
Paul Thiem (111)	21	111	111	16	95	95	95	95	95	95	95	95	95	95
Jörg Langer (44)	22	44	95	27	16	111	111	111	111	111	111	111	111	111
Michael Reichert (27)	23	27	27	111	111	16	16	16	16	16	16	16	16	16

FIM Sidecar World Championship Schleiz

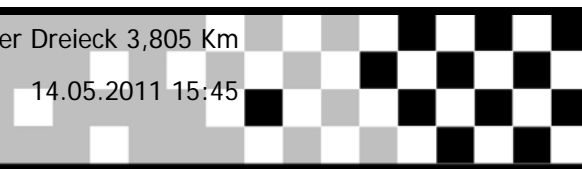
Continental Superduke Battle

Schleizer Dreieck 3,805 Km

Race 2

14.05.2011 15:45

Race (17:00 and 2 Laps) started at 15:44:46



Pos	No.	CL	Name	Nat./Hometown	Bike	Entrant/Team	Laps	Total Tm	Diff	Best Tm	Ø km/h
1	33		Dirk Schnieders	GER	KTM Superduke 990		13	20:44.718		1:34.001	143,064
2	57		Manuel Da Silva	GER	KTM Superduke 990		13	21:02.042	17.324	1:36.035	141,100
3	2		Christoph Muzsnai	GER	KTM Superduke 990		13	21:05.711	20.993	1:36.456	140,691
4	6		Konrad Schittko	GER	KTM Superduke 990		13	21:16.338	31.620	1:36.803	139,519
5	3		Stefan Helldobler	GER	KTM Superduke 990		13	21:18.845	34.127	1:37.300	139,246
6	77		Christopher Stark	GER	KTM Superduke 990		13	21:27.085	42.367	1:37.217	138,354
7	4		Sebastian Bursig	GER	KTM Superduke 990		13	21:31.652	46.934	1:38.235	137,865
8	39		Holger Jansen	GER	KTM Superduke 990		13	21:31.699	46.981	1:38.103	137,860
9	27		Michael Reichert	GER	KTM Superduke 990		13	21:59.230	1:14.512	1:38.873	134,983
10	44		Jörg Langer	GER	KTM Superduke 990		13	22:11.373	1:26.655	1:40.080	133,752
11	13		Hubertus Mannshausen	GER	KTM Superduke 990		13	22:11.632	1:26.914	1:40.101	133,726
12	15		Ralf Siefert	GER	KTM Superduke 990		13	22:15.964	1:31.246	1:41.304	133,293
13	23		Ralf Kreuzkam	GER	KTM Superduke 990		13	22:24.120	1:39.402	1:40.994	132,484
14	5		Peter Bales	GER	KTM Superduke 990		12	20:49.340	1 Lap	1:42.757	131,570
15	55		Michael Meeßen	BEL	KTM Superduke 990		12	20:54.781	1 Lap	1:43.080	131,000
16	29		Karsten Hofmann	GER	KTM Superduke 990		12	21:10.589	1 Lap	1:43.788	129,370
17	8		Robert Paweletzki	GER	KTM Superduke 990		12	21:16.321	1 Lap	1:44.447	128,789
18	111		Paul Thiem	GER	KTM Superduke 990		12	21:32.868	1 Lap	1:45.420	127,141
19	12		Carsten Lehnig	GER	KTM Superduke 990		12	21:33.375	1 Lap	1:45.894	127,091
20	9		Oliver Kurpjuhn	GER	KTM Superduke 990		12	21:42.977	1 Lap	1:46.400	126,154
21	95		Karsten Jessen	GER	KTM Superduke 990		12	22:06.346	1 Lap	1:49.309	123,931
Not classified (75% = 9 Laps)											
DNF	24		Melanie Hentschel	GER	KTM Superduke 990		11	18:19.059	DNF	1:38.687	137,097

Announcements

These results are provisional until the conclusion of any judicial and technical matters

St.No. 27: +20 s Penalty - Jump Start

Startet: 22 Classified: 21 Not classified: 1

Margin of Victory	Ø km/h	Best Lap Tm	km/h	Best Lap by
17.324	143,064	1:34.001	145,722	33 - Dirk Schnieders

FIM Sidecar World Championship Schleiz

Lapchart

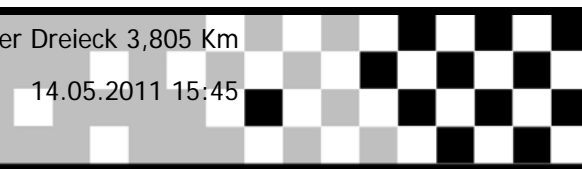
Continental Superduke Battle

Schleizer Dreieck 3,805 Km

Race 2

14.05.2011 15:45

Race (17:00 and 2 Laps) started at 15:44:46



Competitors	Laps													
	0	1	2	3	4	5	6	7	8	9	10	11	12	13
Christoph Muzsnai (2)	1	2	33	33	33	33	33	33	33	33	33	33	33	33
Dirk Schnieders (33)	2	33	57	57	57	57	57	57	57	57	57	57	57	57
Manuel Da Silva (57)	3	57	3	2	2	2	2	2	2	2	2	2	2	2
Christopher Stark (77)	4	77	2	3	3	3	3	6	3	6	6	6	6	6
Stefan Helldobler (3)	5	3	39	77	77	77	6	3	6	3	3	3	3	3
Konrad Schittko (6)	6	6	4	39	6	6	77	77	77	77	77	77	77	77
Holger Jansen (39)	7	39	77	4	4	4	4	4	4	4	4	4	4	4
Sebastian Bursig (4)	8	4	27	6	39	39	39	39	39	39	39	39	39	39
Michael Reichert (27)	9	27	6	27	27	27	27	27	27	27	27	27	27	27
Ralf Siefert (15)	10	15	24	24	24	24	24	24	24	24	24	24	13	44
Melanie Hentschel (24)	11	24	44	44	44	44	44	44	44	44	44	13	44	13
Hubertus Mannshausen (13)	12	13	15	15	15	15	15	15	15	13	13	44	15	15
Peter Bales (5)	13	5	5	5	5	5	13	13	13	13	15	15	15	23
Jörg Langer (44)	14	44	29	29	23	23	23	23	23	23	23	23	23	5
Ralf Kreuzkam (23)	15	23	55	23	29	13	5	5	5	5	5	5	5	55
Robert Paweletzki (8)	16	8	23	55	13	55	55	55	55	55	55	55	55	29
Michael Meeßen (55)	17	55	8	8	55	29	29	29	29	29	29	29	29	8
Carsten Lehnig (12)	18	12	9	13	8	8	8	8	8	8	8	8	8	111
Karsten Jessen (95)	19	95	13	9	9	9	111	111	111	111	111	111	111	12
Karsten Hofmann (29)	20	29	111	12	12	111	9	12	12	12	12	12	12	9
Oliver Kurpjuhn (9)	21	9	12	111	111	12	12	9	9	9	9	9	9	95
Paul Thiem (111)	22	111	95	95	95	95	95	95	95	95	95	95	95	95

FIM Sidecar World Championship Schleiz


Continental Superduke Battle

Schleizer Dreieck 3,805 Km

Race 2

14.05.2011 15:45

Race (17:00 and 2 Laps) started at 15:44:46



Lap	Lap Tm	Diff	Time of Day
2	1:43.538	+0.781	15:48:19.821
3	1:43.836	+1.079	15:50:03.657
4	1:44.350	+1.593	15:51:48.007
5	1:44.719	+1.962	15:53:32.726
6	1:43.549	+0.792	15:55:16.275
7	1:43.298	+0.541	15:56:59.573
8	1:42.757		15:58:42.330
9	1:42.772	+0.015	16:00:25.102
10	1:44.044	+1.287	16:02:09.146
11	1:43.097	+0.340	16:03:52.243
12	1:43.594	+0.837	16:05:35.837

(55) Michael Meeßen

1	1:48.604	+5.524	15:46:37.790
2	1:44.803	+1.723	15:48:22.593
3	1:45.137	+2.057	15:50:07.730
4	1:43.210	+0.130	15:51:50.940
5	1:43.737	+0.657	15:53:34.677
6	1:43.080		15:55:17.757
7	1:44.295	+1.215	15:57:02.052
8	1:43.183	+0.103	15:58:45.235
9	1:44.454	+1.374	16:00:29.689
10	1:44.157	+1.077	16:02:13.846
11	1:43.177	+0.097	16:03:57.023
12	1:44.255	+1.175	16:05:41.278

(29) Karsten Hofmann

1	1:47.911	+4.123	15:46:37.533
2	1:44.915	+1.127	15:48:22.448
3	1:44.424	+0.636	15:50:06.872
4	1:45.278	+1.490	15:51:52.150
5	1:43.788		15:53:35.938
6	1:47.270	+3.482	15:55:23.208
7	1:45.894	+2.106	15:57:09.102
8	1:45.955	+2.167	15:58:55.057
9	1:45.735	+1.947	16:00:40.792
10	1:45.384	+1.596	16:02:26.176
11	1:45.203	+1.415	16:04:11.379
12	1:45.707	+1.919	16:05:57.086

(8) Robert Paweletzki

1	1:49.819	+5.372	15:46:38.930
2	1:45.418	+0.971	15:48:24.348
3	1:45.966	+1.519	15:50:10.314
4	1:46.050	+1.603	15:51:56.364
5	1:46.375	+1.928	15:53:42.739
6	1:46.414	+1.967	15:55:29.153
7	1:45.887	+1.440	15:57:15.040
8	1:46.649	+2.202	15:59:01.689
9	1:45.582	+1.135	16:00:47.271
10	1:45.161	+0.714	16:02:32.432
11	1:44.447		16:04:16.879
12	1:45.939	+1.492	16:06:02.818

(111) Paul Thiem

1	1:52.729	+7.309	15:46:42.618
2	1:48.194	+2.774	15:48:30.812
3	1:46.309	+0.889	15:50:17.121
4	1:47.487	+2.067	15:52:04.608
5	1:46.838	+1.418	15:53:51.446
6	1:45.648	+0.228	15:55:37.094
7	1:47.355	+1.935	15:57:24.449
8	1:46.440	+1.020	15:59:10.889
9	1:47.027	+1.607	16:00:57.916
10	1:45.420		16:02:43.336
11	1:47.543	+2.123	16:04:30.879

Lap	Lap Tm	Diff	Time of Day
12	1:48.486	+3.066	16:06:19.365
(12) Carsten Lehnig			
1	1:53.451	+7.557	15:46:42.751
2	1:47.061	+1.167	15:48:29.812
3	1:47.243	+1.349	15:50:17.055
4	1:47.720	+1.826	15:52:04.775
5	1:47.128	+1.234	15:53:51.903
6	1:46.996	+1.102	15:55:38.899
7	1:45.894		15:57:24.793
8	1:46.913	+1.019	15:59:11.706
9	1:47.588	+1.694	16:00:59.294
10	1:47.385	+1.491	16:02:46.679
11	1:46.049	+0.155	16:04:32.728
12	1:47.144	+1.250	16:06:19.872

(9) Oliver Kurpjuhn

1	1:50.714	+4.314	15:46:40.481
2	1:48.418	+2.018	15:48:28.899
3	1:47.699	+1.299	15:50:16.598
4	1:47.552	+1.152	15:52:04.150
5	1:47.395	+0.995	15:53:51.545
6	1:48.419	+2.019	15:55:39.964
7	1:47.840	+1.440	15:57:27.804
8	1:46.975	+0.575	15:59:14.779
9	1:46.400		16:01:01.179
10	1:47.261	+0.861	16:02:48.440
11	1:48.903	+2.503	16:04:37.343
12	1:52.131	+5.731	16:06:29.474

(95) Karsten Jessen

1	1:54.413	+5.104	15:46:43.806
2	1:49.487	+0.178	15:48:33.293
3	1:49.309		15:50:22.602
4	1:49.563	+0.254	15:52:12.165
5	1:49.679	+0.370	15:54:01.844
6	1:49.707	+0.398	15:55:51.551
7	1:50.225	+0.916	15:57:41.776
8	1:49.931	+0.622	15:59:31.707
9	1:50.201	+0.892	16:01:21.908
10	1:49.426	+0.117	16:03:11.334
11	1:51.578	+2.269	16:05:02.912
12	1:49.931	+0.622	16:06:52.843

(24) Melanie Hentschel

1	1:44.845	+6.158	15:46:33.086
2	1:39.735	+1.048	15:48:12.821
3	1:39.656	+0.969	15:49:52.477
4	1:39.012	+0.325	15:51:31.489
5	1:38.975	+0.288	15:53:10.464
6	1:39.795	+1.108	15:54:50.259
7	1:38.809	+0.122	15:56:29.068
8	1:39.192	+0.505	15:58:08.260
9	1:38.687		15:59:46.947
10	1:39.130	+0.443	16:01:26.077
11	1:39.479	+0.792	16:03:05.556