



DMV Kart Championship

KZ2 Open

Wackersdorf 1,222 Km

Freies Training

19.05.2012 14:26

Training gestartet um 14:26:11

Pos.	Nr.	Name	Wohnort	Fabrikat	Bewerber/ Sponsor	Rnd.	Beste Zeit	Diff.	km/h	In Rd.
1	134	Ricardo Romkema	Leeuwarden Nederla	Energy	Ricardo Romkema	8	48.121		91,420	5
2	130	Alberto Cavaliere	Langen	BRM	BRM Racing	8	48.132	0.011	91,399	6
3	101	Jan Midrla	Opava	Birel	JOKA Kartteam	8	48.386	0.265	90,919	6
4	116!!	Luca Bagattino	Garlasco	GPRACING	GP Racing srl	11	48.423	0.302	90,849	10
5	108	Phillip Orcic	Richmond Bc Canada	CRG	CRG Holland	10	48.452	0.331	90,795	8
6	22	Manuel Huber	Losheim Am See	DR	DR Germany	10	48.482	0.361	90,739	6
7	104	Alexander Schmitz	Wesel	Praga	M-Tec Praga Racing Team	9	48.535	0.414	90,640	6
8	112	Stefan Riener	Micheldorf	DR	DR Germany	11	48.561	0.440	90,591	7
9	145	Roman Krist	Stara Voda	Interpid	VM Motor Racing Team	9	48.585	0.464	90,546	8
10	111	Jakub Glowacki	Poland	Birel	WTR Racing Team	11	48.598	0.477	90,522	11
11	125	Rene Oswald	Stainz	Tonykart	KSW-Racing Team	8	48.638	0.517	90,448	3
12	135	Josef Konopka	Lucenec	MSKart	K-Kart Racing Team	8	48.676	0.555	90,377	6
13	133	Leonid Panfilov	Langen	BRM	BRM Racing	10	48.699	0.578	90,335	7
14	18	Toni Greif	Bad Mergentheim	Mach1	Mach1 Motorsport	11	48.762	0.641	90,218	9
15	139	Francesco Vidrih	Volano	GPRACING	G.P. Racing srl	11	48.763	0.642	90,216	9
16	142	Torsten Kostbade	Waldkraiburg	PCR	Kartshop Ampfing	9	48.771	0.650	90,201	6
17	106	Seppi Sedlmair	Garching	Birel	Solgat Motorsport	7	48.884	0.763	89,993	4
18	109	Michael Mrosek	Hirschau	Tonykart	Team AK Racing	9	48.886	0.765	89,989	7
19	107	Patrick Loidl	Pischelsdorf	CKR	Team RYO Racing	9	48.888	0.767	89,985	9
20	148!!	Michael Bo Andersen	Taastrup	GPRACING	GP Racing	11	48.974	0.853	89,827	8
21	31	Christian Eisenbeis	Neunkirchen	CRG	Team Neu Racing	9	49.404	1.283	89,045	3
22	140	Florian Hauthaler	Eugendorf	Taifun	Taifun Factory Racing	8	49.425	1.304	89,008	4
23	141	Michal Jilek	Czech Republic	Birel	ANOMA Motorsport	8	49.474	1.353	88,919	6
24	124	Walter Eder	Mainburg	Tonykart	KSW-Racing Team	9	49.522	1.401	88,833	4
25	131	Andres Ferraz-Leite	Dingolfing	Tonykart	WST-Motorsport	10	49.666	1.545	88,576	7
26	146	Alex Nitz	Feldthurns	PCR		8	49.747	1.626	88,431	6
27	25	Maximilian Klos	Ottweiler	DR	DR Germany	10	49.758	1.637	88,412	8
28	27	Maximilian Treffer	Karlsfeld			11	49.769	1.648	88,392	9
29	29	Thomas Schumacher	Nauroth	Tonykart	Schumacher Motorsport	9	49.786	1.665	88,362	6
30	128	Marcel Müller	Bad St. Leonhard	CRG	Peter Müller	7	49.834	1.713	88,277	7
31	20					9	50.171	2.050	87,684	6
32	132	Alessio Rovera	Langen	BRM	BRM Racing	7	50.711	2.590	86,750	7

Zeitnahmekommissar & Auswertung: Björn Möser

Orbits

Rennleiter: Reinhard Tropp Rennsekretär: Marcel Fuchsberger

Aushang: Uhr Reg.-Nr.:121/2012

www.mylaps.com

Unterschrift RL: Unterschrift ZK:

Lizenziert für Camp Company GmbH

Gedruckt: 19.05.2012 14:37:36

DMV Kart Championship

KZ2 Open

Wackersdorf 1,222 Km

Freies Training

19.05.2012 14:26

Training gestartet um 14:26:11

Runde	Rundenzeit	Diff.	Tageszeit
(134) Ricardo Romkema			
1	49.324	+1.203	14:29:36.348
2	48.455	+0.334	14:30:24.803
3	49.182	+1.061	14:31:13.985
4	1:53.837	+1:05.716	14:33:07.822
5	48.121		14:33:55.943
6	48.130	+0.009	14:34:44.073
7	48.284	+0.163	14:35:32.357
8	49.018	+0.897	14:36:21.375

Runde	Rundenzeit	Diff.	Tageszeit
(130) Alberto Cavalleri			
1	52.081	+3.949	14:31:00.550
2	50.938	+2.806	14:31:51.488
3	48.884	+0.752	14:32:40.372
4	48.443	+0.311	14:33:28.815
5	48.401	+0.269	14:34:17.216
6	48.132		14:35:05.348
7	48.306	+0.174	14:35:53.654
8	1:23.633	+35.501	14:37:17.287

Runde	Rundenzeit	Diff.	Tageszeit
(101) Jan Midrha			
1	50.197	+1.811	14:31:01.256
2	49.056	+0.670	14:31:50.312
3	48.496	+0.110	14:32:38.808
4	48.413	+0.027	14:33:27.221
5	48.423	+0.037	14:34:15.644
6	48.386		14:35:04.030
7	48.419	+0.033	14:35:52.449
8	54.411	+6.025	14:36:46.860

Runde	Rundenzeit	Diff.	Tageszeit
(116!!) Luca Bagattino			
1	49.639	+1.216	14:29:05.224
2	49.999	+1.576	14:29:55.223
3	49.109	+0.686	14:30:44.332
4	48.856	+0.433	14:31:33.188
5	49.167	+0.744	14:32:22.355
6	48.733	+0.310	14:33:11.088
7	48.570	+0.147	14:33:59.658
8	48.551	+0.128	14:34:48.209
9	48.530	+0.107	14:35:36.739
10	48.423		14:36:25.162
11	52.738	+4.315	14:37:17.900

Runde	Rundenzeit	Diff.	Tageszeit
(108) Phillip Orcic			
1	52.476	+4.024	14:29:04.514
2	51.225	+2.773	14:29:55.739
3	49.550	+1.098	14:30:45.289
4	49.597	+1.145	14:31:34.886
5	49.380	+0.928	14:32:24.266
6	49.018	+0.566	14:33:13.284
7	48.866	+0.414	14:34:02.150
8	48.452		14:34:50.602
9	48.887	+0.435	14:35:39.489
10	50.810	+2.358	14:36:30.299

Runde	Rundenzeit	Diff.	Tageszeit
(22) Manuel Huber			
1	56.858	+8.376	14:29:32.398
2	53.490	+5.008	14:30:25.888
3	49.215	+0.733	14:31:15.103
4	48.918	+0.436	14:32:04.021
5	49.043	+0.561	14:32:53.064
6	48.482		14:33:41.546
7	55.225	+6.743	14:34:36.771
8	48.758	+0.276	14:35:25.529
9	53.345	+4.863	14:36:18.874

Runde	Rundenzeit	Diff.	Tageszeit
10	1:01.774	+13.292	14:37:20.648
(104) Alexander Schmitz			
1	52.233	+3.698	14:29:21.804
2	50.767	+2.232	14:30:12.571
3	50.375	+1.840	14:31:02.946
4	49.025	+0.490	14:31:51.971
5	50.706	+2.171	14:32:42.677
6	48.535		14:33:31.212
7	48.612	+0.077	14:34:19.824
8	48.823	+0.288	14:35:08.647
9	49.619	+1.084	14:35:58.266

Runde	Rundenzeit	Diff.	Tageszeit
(112) Stefan Riener			
1	49.262	+0.701	14:28:51.424
2	49.419	+0.858	14:29:40.843
3	49.068	+0.507	14:30:29.911
4	49.269	+0.708	14:31:19.180
5	49.221	+0.660	14:32:08.401
6	48.747	+0.186	14:32:57.148
7	48.561		14:33:45.709
8	49.007	+0.446	14:34:34.716
9	58.119	+9.558	14:35:32.835
10	48.998	+0.437	14:36:21.833
11	57.847	+9.286	14:37:19.680

Runde	Rundenzeit	Diff.	Tageszeit
(145) Roman Krist			
1	49.917	+1.332	14:28:57.798
2	49.681	+1.096	14:29:47.479
3	49.391	+0.806	14:30:36.870
4	49.267	+0.682	14:31:26.137
5	49.962	+1.377	14:32:16.099
6	1:40.582	+51.997	14:33:56.681
7	48.737	+0.152	14:34:45.418
8	48.585		14:35:34.003
9	49.232	+0.647	14:36:23.235

Runde	Rundenzeit	Diff.	Tageszeit
(111) Jakob Glowacki			
1	51.700	+3.102	14:28:36.512
2	50.084	+1.486	14:29:26.596
3	49.561	+0.963	14:30:16.157
4	51.178	+2.580	14:31:07.335
5	48.708	+0.110	14:31:56.043
6	48.712	+0.114	14:32:44.755
7	48.896	+0.298	14:33:33.651
8	49.558	+0.960	14:34:23.209
9	49.220	+0.622	14:35:12.429
10	48.608	+0.010	14:36:01.037
11	48.598		14:36:49.635

Runde	Rundenzeit	Diff.	Tageszeit
(125) Rene Oswald			
1	51.575	+2.937	14:30:08.730
2	49.104	+0.466	14:30:57.834
3	48.638		14:31:46.472
4	48.696	+0.058	14:32:35.168
5	48.706	+0.068	14:33:23.874
6	48.776	+0.138	14:34:12.650
7	48.783	+0.145	14:35:01.433
8	49.958	+1.320	14:35:51.391

Runde	Rundenzeit	Diff.	Tageszeit
(135) Josef Konopka			
1	49.248	+0.572	14:30:49.464
2	49.278	+0.602	14:31:38.742
3	48.930	+0.254	14:32:27.672
4	49.028	+0.352	14:33:16.700
5	49.075	+0.399	14:34:05.775

Runde	Rundenzeit	Diff.	Tageszeit
6	48.676		14:34:54.451
7	49.048	+0.372	14:35:43.499
8	49.465	+0.789	14:36:32.964

Runde	Rundenzeit	Diff.	Tageszeit
(133) Leonid Panfilov			
1	50.353	+1.654	14:28:37.645
2	49.965	+1.266	14:29:27.610
3	49.252	+0.553	14:30:16.862
4	49.842	+1.143	14:31:06.704
5	48.936	+0.237	14:31:55.640
6	48.931	+0.232	14:32:44.571
7	48.699		14:33:33.270
8	50.260	+1.561	14:34:23.530
9	2:04.142	+1:15.443	14:36:27.672
10	51.352	+2.653	14:37:19.024

Runde	Rundenzeit	Diff.	Tageszeit
(18) Toni Greif			
1	49.923	+1.161	14:28:48.384
2	49.919	+1.157	14:29:38.303
3	49.655	+0.893	14:30:27.958
4	49.188	+0.426	14:31:17.146
5	49.389	+0.627	14:32:06.535
6	48.945	+0.183	14:32:55.480
7	49.214	+0.452	14:33:44.694
8	48.861	+0.099	14:34:33.555
9	48.762		14:35:22.317
10	50.551	+1.789	14:36:12.868
11	48.803	+0.041	14:37:01.671

Runde	Rundenzeit	Diff.	Tageszeit
(139) Francesco Vidrih			
1	50.165	+1.402	14:28:53.006
2	49.772	+1.009	14:29:42.778
3	50.289	+1.526	14:30:33.067
4	49.510	+0.747	14:31:22.577
5	49.256	+0.493	14:32:11.833
6	49.551	+0.788	14:33:01.384
7	49.177	+0.414	14:33:50.561
8	49.027	+0.264	14:34:39.588
9	48.763		14:35:28.351
10	48.794	+0.031	14:36:17.145
11	49.031	+0.268	14:37:06.176

Runde	Rundenzeit	Diff.	Tageszeit
(142) Torsten Kostbade			
1	51.711	+2.940	14:30:09.111
2	49.689	+0.918	14:30:58.800
3	52.888	+4.117	14:31:51.688
4	49.061	+0.290	14:32:40.749
5	48.818	+0.047	14:33:29.567
6	48.771		14:34:18.338
7	48.785	+0.014	14:35:07.123
8	50.809	+2.038	14:35:57.932
9	49.208	+0.437	14:36:47.140

Runde	Rundenzeit	Diff.	Tageszeit
(106) Seppi Sedlmair			
1	51.201	+2.317	14:30:56.246
2	48.973	+0.089	14:31:45.219
3	48.894	+0.010	14:32:34.113
4	48.884		14:33:22.997
5	49.425	+0.541	14:34:12.422
6	1:37.551	+48.667	14:35:49.973
7	48.932	+0.048	14:36:38.905

Runde	Rundenzeit	Diff.	Tageszeit
(109) Michael Mrosek			
1	52.642	+3.756	14:29:33.140
2	50.119	+1.233	14:30:23.259
3	49.550	+0.664	14:31:12.809

Zeitnahmekommissar & Auswertung: Björn Möser

Orbits

Renndirektor: Reinhard Tropp Rennsekretär: Marcel Fuchsberger

Aushang: Uhr Reg.-Nr.: 121/2012

Unterschrift RL: Unterschrift ZK:

www.mylaps.com

Lizenziert für Camp Company GmbH

DMV Kart Championship

KZ2 Open

Wackersdorf 1,222 Km

Freies Training

19.05.2012 14:26

Training gestartet um 14:26:11

Runde	Rundenzeit	Diff.	Tageszeit
4	49.206	+0.320	14:32:02.015
5	49.763	+0.877	14:32:51.778
6	49.274	+0.388	14:33:41.052
7	48.886		14:34:29.938
8	48.997	+0.111	14:35:18.935
9	52.002	+3.116	14:36:10.937

(107) Patrick Loidl

1	50.141	+1.253	14:30:26.212
2	49.240	+0.352	14:31:15.452
3	49.444	+0.556	14:32:04.896
4	49.184	+0.296	14:32:54.080
5	49.795	+0.907	14:33:43.875
6	49.377	+0.489	14:34:33.252
7	48.933	+0.045	14:35:22.185
8	49.366	+0.478	14:36:11.551
9	48.888		14:37:00.439

(148!!) Michael Bo Andersen

1	57.354	+8.380	14:28:53.468
2	54.508	+5.534	14:29:47.976
3	52.461	+3.487	14:30:40.437
4	51.525	+2.551	14:31:31.962
5	51.860	+2.886	14:32:23.822
6	49.769	+0.795	14:33:13.591
7	49.626	+0.652	14:34:03.217
8	48.974		14:34:52.191
9	49.052	+0.078	14:35:41.243
10	48.994	+0.020	14:36:30.237
11	53.271	+4.297	14:37:23.508

(31) Christian Eisenbeis

1	51.472	+2.068	14:29:03.918
2	49.940	+0.536	14:29:53.858
3	49.404		14:30:43.262
4	49.607	+0.203	14:31:32.869
5	49.776	+0.372	14:32:22.645
6	50.249	+0.845	14:33:12.894
7	49.968	+0.564	14:34:02.862
8	50.016	+0.612	14:34:52.878
9	1:52.346	+1:02.942	14:36:45.224

(140) Florian Hauthaler

1	51.406	+1.981	14:29:06.133
2	50.906	+1.481	14:29:57.039
3	49.785	+0.360	14:30:46.824
4	49.425		14:31:36.249
5	51.644	+2.219	14:32:27.893
6	2:17.765	+1:28.340	14:34:45.658
7	49.532	+0.107	14:35:35.190
8	56.103	+6.678	14:36:31.293

(141) Michal Jilek

1	55.575	+6.101	14:30:12.478
2	51.099	+1.625	14:31:03.577
3	50.414	+0.940	14:31:53.991
4	49.840	+0.366	14:32:43.831
5	51.167	+1.693	14:33:34.998
6	49.474		14:34:24.472
7	49.504	+0.030	14:35:13.976
8	53.526	+4.052	14:36:07.502

(124) Walter Eder

1	51.359	+1.837	14:30:13.586
2	1:00.802	+11.280	14:31:14.388
3	49.997	+0.475	14:32:04.385

Runde	Rundenzeit	Diff.	Tageszeit
4	49.522		14:32:53.907
5	51.128	+1.606	14:33:45.035
6	49.595	+0.073	14:34:34.630
7	50.026	+0.504	14:35:24.656
8	49.741	+0.219	14:36:14.397
9	49.583	+0.061	14:37:03.980

(131) Andres Ferraz-Leite

1	52.512	+2.846	14:29:38.106
2	51.521	+1.855	14:30:29.627
3	51.183	+1.517	14:31:20.810
4	50.367	+0.701	14:32:11.177
5	50.084	+0.418	14:33:01.261
6	50.472	+0.806	14:33:51.733
7	49.666		14:34:41.399
8	49.986	+0.320	14:35:31.385
9	50.096	+0.430	14:36:21.481
10	1:00.778	+11.112	14:37:22.259

(146) Alex Nitz

1	1:01.136	+11.389	14:31:16.544
2	51.888	+2.141	14:32:08.432
3	50.952	+1.205	14:32:59.384
4	50.160	+0.413	14:33:49.544
5	50.508	+0.761	14:34:40.052
6	49.747		14:35:29.799
7	50.133	+0.386	14:36:19.932
8	52.571	+2.824	14:37:12.503

(25) Maximilian Klos

1	50.826	+1.068	14:29:02.155
2	51.897	+2.139	14:29:54.052
3	50.582	+0.824	14:30:44.634
4	50.123	+0.365	14:31:34.757
5	49.948	+0.190	14:32:24.705
6	50.043	+0.285	14:33:14.748
7	49.761	+0.003	14:34:04.509
8	49.758		14:34:54.267
9	49.778	+0.020	14:35:44.045
10	49.872	+0.114	14:36:33.917

(27) Maximilian Treffer

1	51.773	+2.004	14:28:19.551
2	51.038	+1.269	14:29:10.589
3	51.710	+1.941	14:30:02.299
4	50.606	+0.837	14:30:52.905
5	50.213	+0.444	14:31:43.118
6	50.016	+0.247	14:32:33.134
7	50.118	+0.349	14:33:23.252
8	50.389	+0.620	14:34:13.641
9	49.769		14:35:03.410
10	50.996	+1.227	14:35:54.406
11	50.054	+0.285	14:36:44.460

(29) Thomas Schumacher

1	54.057	+4.271	14:28:44.594
2	49.895	+0.109	14:29:34.489
3	49.847	+0.061	14:30:24.336
4	51.056	+1.270	14:31:15.392
5	50.206	+0.420	14:32:05.598
6	49.786		14:32:55.384
7	50.217	+0.431	14:33:45.601
8	52.017	+2.231	14:34:37.618
9	1:58.141	+1:08.355	14:36:35.759

(128) Marcel Müller

1	51.773	+2.004	14:28:19.551
---	--------	--------	--------------

Runde	Rundenzeit	Diff.	Tageszeit
1	1:04.030	+14.196	14:31:16.524
2	58.361	+8.527	14:32:14.885
3	56.319	+6.485	14:33:11.204
4	55.117	+5.283	14:34:06.321
5	52.149	+2.315	14:34:58.470
6	52.556	+2.722	14:35:51.026
7	49.834		14:36:40.860

(20)

1	51.784	+1.613	14:30:13.450
2	54.136	+3.965	14:31:07.586
3	51.195	+1.024	14:31:58.781
4	51.153	+0.982	14:32:49.934
5	51.211	+1.040	14:33:41.145
6	50.171		14:34:31.316
7	50.409	+0.238	14:35:21.725
8	51.659	+1.488	14:36:13.384
9	51.639	+1.468	14:37:05.023

(132) Alessio Rovera

1	58.292	+7.581	14:29:42.484
2	54.806	+4.095	14:30:37.290
3	53.310	+2.599	14:31:30.600
4	53.265	+2.554	14:32:23.865
5	53.742	+3.031	14:33:17.607
6	52.244	+1.533	14:34:09.851
7	50.711		14:35:00.562



DMV Kart Championship

KZ2 Open

Wackersdorf 1,222 Km

Zeittraining Gruppe 1

19.05.2012 16:20

Qualifikation gestartet um 16:21:20

Pos.	Nr.	Name	Wohnort	Fabrikat	Bewerber/ Sponsor	Rnd.	Beste Zeit	Diff.	km/h	In Rd.
1	1	Michele Di Martino	Eitorf	Energy	JEDI Racing	8	47.969		91,709	3
2	101	Jan Midrła	Opava	Birel	JOKA Kartteam	6	47.977	0.008	91,694	4
3	130	Alberto Cavalieri	Langen	BRM	BRM Racing	9	48.138	0.169	91,387	8
4	116	Luca Bagattino	Garlasco	GPRACING	GP Racing srl	9	48.183	0.214	91,302	7
5	134	Ricardo Romkema	Leeuwarden Nederla	Energy	Ricardo Romkema	7	48.186	0.217	91,296	4
6	108	Phillip Orcic	Richmond Bc Canada	CRG	CRG Holland	7	48.253	0.284	91,169	5
7	145	Roman Krist	Stara Voda	Interpid	VM Motor Racing Team	8	48.425	0.456	90,846	5
8	111	Jakub Glowacki	Poland	Birel	WTR Racing Team	11	48.451	0.482	90,797	6
9	126	Menno Paauwe	Kapelle	Birel	Paauver Kart Racing	11	48.482	0.513	90,739	8
10	18	Toni Greif	Bad Mergentheim	Mach1	Mach1 Motorsport	10	48.513	0.544	90,681	5
11	106	Seppi Sedlmair	Garching	Birel	Solgat Motorsport	9	48.632	0.663	90,459	8
12	132	Alessio Rovera	Langen	BRM	BRM Racing	10	48.686	0.717	90,359	6
13	142	Torsten Kostbade	Waldkraiburg	PCR	Kartshop Ampfing	11	48.816	0.847	90,118	6
14	140	Florian Hauthaler	Eugendorf	Taifun	Taifun Factory Racing	10	48.864	0.895	90,029	6
15	124	Walter Eder	Mainburg	Tonykart	KSW-Racing Team	8	49.046	1.077	89,695	5
16	29	Thomas Schumacher	Nauroth	Tonykart	Schumacher Motorsport	11	49.574	1.605	88,740	9
17	136	Stefan Rameseder	Linz	Tonykart	KSW-Racing Team	11	49.584	1.615	88,722	6
18	25	Maximilian Klos	Ottweiler	DR	DR Germany	4	49.658	1.689	88,590	3

Bemerkungen

Ergebnis vorbehaltlich technischer Nachuntersuchung.

Zeitnahmekommissar & Auswertung: Björn Möser

Orbits

Rennleiter: Reinhard Tropp Rennsekretär: Marcel Fuchsberger

Aushang: Uhr Reg.-Nr.:121/2012

www.mylaps.com

Unterschrift RL: Unterschrift ZK:

Lizenziert für Camp Company GmbH

DMV Kart Championship

KZ2 Open

Wackersdorf 1,222 Km

Zeittraining Gruppe 1

19.05.2012 16:20

Qualifikation gestartet um 16:21:20

Runde Rundenzeit Diff. Tageszeit

(1) Michele Di Martino

1	56.096	+8.127	16:25:25.859
2	48.285	+0.316	16:26:14.144
3	47.969		16:27:02.113
4	47.987	+0.018	16:27:50.100
5	52.616	+4.647	16:28:42.716
6	48.009	+0.040	16:29:30.725
7	48.285	+0.316	16:30:19.010
8	51.048	+3.079	16:31:10.058

(101) Jan Midrła

1	54.815	+6.838	16:25:05.943
2	48.445	+0.468	16:25:54.388
3	47.993	+0.016	16:26:42.381
4	47.977		16:27:30.358
5	48.070	+0.093	16:28:18.428
6	49.949	+1.972	16:29:08.377

(130) Alberto Cavalieri

1	48.868	+0.730	16:23:56.151
2	49.187	+1.049	16:24:45.338
3	48.713	+0.575	16:25:34.051
4	48.410	+0.272	16:26:22.461
5	48.275	+0.137	16:27:10.736
6	48.171	+0.033	16:27:58.907
7	51.037	+2.899	16:28:49.944
8	48.138		16:29:38.082
9	53.948	+5.810	16:30:32.030

(116) Luca Bagattino

1	51.192	+3.009	16:24:00.143
2	48.387	+0.204	16:24:48.530
3	48.463	+0.280	16:25:36.993
4	48.677	+0.494	16:26:25.670
5	48.403	+0.220	16:27:14.073
6	48.336	+0.153	16:28:02.409
7	48.183		16:28:50.592
8	48.332	+0.149	16:29:38.924
9	51.170	+2.987	16:30:30.094

(134) Ricardo Romkema

1	51.154	+2.968	16:25:14.636
2	48.369	+0.183	16:26:03.005
3	48.268	+0.082	16:26:51.273
4	48.186		16:27:39.459
5	48.333	+0.147	16:28:27.792
6	50.762	+2.576	16:29:18.554
7	54.265	+6.079	16:30:12.819

(108) Phillip Orcic

1	48.745	+0.492	16:25:56.241
2	48.611	+0.358	16:26:44.852
3	48.591	+0.338	16:27:33.443
4	48.390	+0.137	16:28:21.833
5	48.253		16:29:10.086
6	48.922	+0.669	16:29:59.008
7	50.435	+2.182	16:30:49.443

(145) Roman Krist

1	57.509	+9.084	16:25:06.776
2	48.952	+0.527	16:25:55.728
3	48.495	+0.070	16:26:44.223
4	48.484	+0.059	16:27:32.707
5	48.425		16:28:21.132
6	48.537	+0.112	16:29:09.669

Runde Rundenzeit Diff. Tageszeit

(111) Jakob Glowacki

7	57.660	+9.235	16:30:07.329
8	54.740	+6.315	16:31:02.069
1	50.614	+2.163	16:23:25.732
2	48.924	+0.473	16:24:14.656
3	48.944	+0.493	16:25:03.600
4	51.442	+2.991	16:25:55.042
5	50.679	+2.228	16:26:45.721
6	48.451		16:27:34.172
7	48.493	+0.042	16:28:22.665
8	48.461	+0.010	16:29:11.126
9	56.296	+7.845	16:30:07.422
10	48.719	+0.268	16:30:56.141
11	54.731	+6.280	16:31:50.872

(126) Menno Paauwe

1	50.273	+1.791	16:23:38.272
2	49.206	+0.724	16:24:27.478
3	49.132	+0.650	16:25:16.610
4	49.018	+0.536	16:26:05.628
5	48.506	+0.024	16:26:54.134
6	48.642	+0.160	16:27:42.776
7	48.544	+0.062	16:28:31.320
8	48.482		16:29:19.802
9	48.773	+0.291	16:30:08.575
10	48.858	+0.376	16:30:57.433
11	48.986	+0.504	16:31:46.419

(18) Toni Greif

1	49.042	+0.529	16:24:30.129
2	49.172	+0.659	16:25:19.301
3	48.654	+0.141	16:26:07.955
4	48.685	+0.172	16:26:56.640
5	48.513		16:27:45.153
6	48.574	+0.061	16:28:33.727
7	48.585	+0.072	16:29:22.312
8	48.753	+0.240	16:30:11.065
9	53.504	+4.991	16:31:04.569
10	48.607	+0.094	16:31:53.176

(106) Seppi Sedlmair

1	52.606	+3.974	16:23:50.117
2	49.302	+0.670	16:24:39.419
3	49.932	+1.300	16:25:29.351
4	49.450	+0.818	16:26:18.801
5	49.323	+0.691	16:27:08.124
6	48.882	+0.250	16:27:57.006
7	48.672	+0.040	16:28:45.678
8	48.632		16:29:34.310
9	58.789	+10.157	16:30:33.099

(132) Alessio Rovera

1	50.169	+1.483	16:23:58.230
2	49.160	+0.474	16:24:47.390
3	48.917	+0.231	16:25:36.307
4	49.234	+0.548	16:26:25.541
5	49.309	+0.623	16:27:14.850
6	48.686		16:28:03.536
7	48.888	+0.202	16:28:52.424
8	1:34.005	+45.319	16:30:26.429
9	49.190	+0.504	16:31:15.619
10	58.904	+10.218	16:32:14.523

(142) Torsten Kostbade

1	52.422	+3.606	16:23:50.472
---	--------	--------	--------------

Runde Rundenzeit Diff. Tageszeit

2	49.404	+0.588	16:24:39.876
3	49.313	+0.497	16:25:29.189
4	50.595	+1.779	16:26:19.784
5	49.549	+0.733	16:27:09.333
6	48.816		16:27:58.149
7	48.878	+0.062	16:28:47.027
8	51.336	+2.520	16:29:38.363
9	50.097	+1.281	16:30:28.460
10	49.173	+0.357	16:31:17.633
11	54.819	+6.003	16:32:12.452

(140) Florian Hauthaler

1	51.295	+2.431	16:23:30.763
2	50.699	+1.835	16:24:21.462
3	49.928	+1.064	16:25:11.390
4	49.274	+0.410	16:26:00.664
5	49.119	+0.255	16:26:49.783
6	48.864		16:27:38.647
7	49.651	+0.787	16:28:28.298
8	48.996	+0.132	16:29:17.294
9	1:02.446	+13.582	16:30:19.740
10	54.845	+5.981	16:31:14.585

(124) Walter Eder

1	51.107	+2.061	16:24:46.480
2	49.643	+0.597	16:25:36.123
3	50.630	+1.584	16:26:26.753
4	49.332	+0.286	16:27:16.085
5	49.046		16:28:05.131
6	49.308	+0.262	16:28:54.439
7	49.142	+0.096	16:29:43.581
8	50.851	+1.805	16:30:34.432

(29) Thomas Schumacher

1	50.548	+0.974	16:23:19.336
2	50.019	+0.445	16:24:09.355
3	50.191	+0.617	16:24:59.546
4	49.819	+0.245	16:25:49.365
5	49.772	+0.198	16:26:39.137
6	49.666	+0.092	16:27:28.803
7	50.066	+0.492	16:28:18.869
8	49.608	+0.034	16:29:08.477
9	49.574		16:29:58.051
10	49.783	+0.209	16:30:47.834
11	1:57.785	+1:08.211	16:32:45.619

(136) Stefan Rameseder

1	50.575	+0.991	16:23:20.467
2	50.057	+0.473	16:24:10.524
3	50.238	+0.654	16:25:00.762
4	49.723	+0.139	16:25:50.485
5	49.755	+0.171	16:26:40.240
6	49.584		16:27:29.824
7	49.726	+0.142	16:28:19.550
8	49.707	+0.123	16:29:09.257
9	49.694	+0.110	16:29:58.951
10	49.784	+0.200	16:30:48.735
11	49.840	+0.256	16:31:38.575

(25) Maximilian Klos

1	51.578	+1.920	16:23:14.581
2	50.006	+0.348	16:24:04.587
3	49.658		16:24:54.245
4	50.872	+1.214	16:25:45.117



DMV Kart Championship

KZ2 Open

Wackersdorf 1,222 Km

Zeittraining Gruppe 2

19.05.2012 16:35

Qualifikation gestartet um 16:35:58

Pos.	Nr.	Name	Wohnort	Fabrikat	Bewerber/ Sponsor	Rnd.	Beste Zeit	Diff.	km/h	In Rd.
1	128	Marcel Müller	Bad St. Leonhard	CRG	Peter Müller	6	48.083		91,492	3
2	104	Alexander Schmitz	Wesel	Praga	M-Tec Praga Racing Team	7	48.157	0.074	91,351	2
3	125	Rene Oswald	Stainz	Tonykart	KSW-Racing Team	11	48.188	0.105	91,292	5
4	109	Michael Mrosek	Hirschau	Tonykart	Team AK Racing	7	48.195	0.112	91,279	5
5	123	Arjan Kievitsbosch	Broekland	RKkart		10	48.217	0.134	91,238	6
6	112	Stefan Riener	Micheldorf	DR	DR Germany	10	48.319	0.236	91,045	4
7	133	Leonid Panfilov	Langen	BRM	BRM Racing	11	48.358	0.275	90,972	5
8	139	Francesco Vidrih	Volano	GPRACING	G.P. Racing srl	10	48.391	0.308	90,909	3
9	144	Belina David	Stara Voda	Birel	VM Motor Racing Team	10	48.511	0.428	90,685	3
10	22	Manuel Huber	Losheim Am See	DR	DR Germany	11	48.537	0.454	90,636	2
11	135	Josef Konopka	Lucenec	MSKart	K-Kart Racing Team	9	48.563	0.480	90,587	3
12	107	Patrick Loidl	Pischelsdorf	PCR	Kartshop Ampfing/	10	48.639	0.556	90,446	6
13	148	Michael Bo Andersen	Taastrup	GPRacing	GP Racing	9	48.740	0.657	90,259	2
14	31	Christian Eisenbeis	Neunkirchen	CRG	Team Neu Racing	7	48.896	0.813	89,971	3
15	141	Michal Jilek	Czech Republic	Birel	ANOMA Motorsport	7	49.228	1.145	89,364	2
16	5	Tobias Zoll	Burladingen	Tonykart	DMV Team MSR Motorsport	11	49.270	1.187	89,288	10
17	146	Alex Nitz	Feldthurns	PCR		8	49.396	1.313	89,060	7
18	27	Maximilian Treffer	Karlsfeld			10	49.451	1.368	88,961	3
19	131	Andres Ferraz-Leite	Dingolfing	Tonykart	WST-Motorsport	11	49.515	1.432	88,846	9

Bemerkungen

Ergebnis vorbehaltlich technischer Nachuntersuchung.

Zeitnahmekommissar & Auswertung: Björn Möser

Orbits

Renndirektor: Reinhard Tropp Rennsekretär: Marcel Fuchsberger

Aushang: Uhr Reg.-Nr.: 121/2012

www.mylaps.com

Unterschrift RL: Unterschrift ZK:

Lizenziert für Camp Company GmbH

Gedruckt: 19.05.2012 16:47:07

DMV Kart Championship

KZ2 Open

Wackersdorf 1,222 Km

Zeittraining Gruppe 2

19.05.2012 16:35

Qualifikation gestartet um 16:35:58

Runde	Rundenzeit	Diff.	Tageszeit
(128) Marcel Müller			
1	48.456	+0.373	16:39:39.011
2	48.289	+0.206	16:40:27.300
3	48.083		16:41:15.383
4	1:00.790	+12.707	16:42:16.173
5	48.233	+0.150	16:43:04.406
6	56.778	+8.695	16:44:01.184
(104) Alexander Schmitz			
1	49.487	+1.330	16:38:26.099
2	48.157		16:39:14.256
3	53.530	+5.373	16:40:07.786
4	48.575	+0.418	16:40:56.361
5	48.431	+0.274	16:41:44.792
6	48.360	+0.203	16:42:33.152
7	50.979	+2.822	16:43:24.131
(125) Rene Oswald			
1	50.379	+2.191	16:37:48.415
2	48.591	+0.403	16:38:37.006
3	48.372	+0.184	16:39:25.378
4	48.956	+0.768	16:40:14.334
5	48.188		16:41:02.522
6	48.258	+0.070	16:41:50.780
7	48.246	+0.058	16:42:39.026
8	48.405	+0.217	16:43:27.431
9	1:02.874	+14.686	16:44:30.305
10	48.569	+0.381	16:45:18.874
11	1:06.173	+17.985	16:46:25.047
(109) Michael Mrosek			
1	53.329	+5.134	16:38:06.302
2	48.646	+0.451	16:38:54.948
3	48.254	+0.059	16:39:43.202
4	48.240	+0.045	16:40:31.442
5	48.195		16:41:19.637
6	52.280	+4.085	16:42:11.917
7	50.926	+2.731	16:43:02.843
(123) Arjan Kievitsbosch			
1	49.255	+1.038	16:37:48.876
2	48.494	+0.277	16:38:37.370
3	48.247	+0.030	16:39:25.617
4	48.305	+0.088	16:40:13.922
5	48.220	+0.003	16:41:02.142
6	48.217		16:41:50.359
7	48.235	+0.018	16:42:38.594
8	48.538	+0.321	16:43:27.132
9	48.561	+0.344	16:44:15.693
10	54.056	+5.839	16:45:09.749
(112) Stefan Riener			
1	49.304	+0.985	16:37:49.292
2	48.511	+0.192	16:38:37.803
3	48.447	+0.128	16:39:26.250
4	48.319		16:40:14.569
5	48.450	+0.131	16:41:03.019
6	48.413	+0.094	16:41:51.432
7	48.429	+0.110	16:42:39.861
8	48.487	+0.168	16:43:28.348
9	48.585	+0.266	16:44:16.933
10	1:04.562	+16.243	16:45:21.495
(133) Leonid Panfilov			
1	49.387	+1.029	16:37:49.531

Runde	Rundenzeit	Diff.	Tageszeit
2	48.504	+0.146	16:38:38.035
3	48.586	+0.228	16:39:26.621
4	48.486	+0.128	16:40:15.107
5	48.358		16:41:03.465
6	48.486	+0.128	16:41:51.951
7	48.650	+0.292	16:42:40.601
8	48.824	+0.466	16:43:29.425
9	48.899	+0.541	16:44:18.324
10	48.939	+0.581	16:45:07.263
11	1:12.358	+24.000	16:46:19.621
(139) Francesco Vidrih			
1	57.682	+9.291	16:38:09.010
2	48.776	+0.385	16:38:57.786
3	48.391		16:39:46.177
4	48.497	+0.106	16:40:34.674
5	1:11.010	+22.619	16:41:45.684
6	49.455	+1.064	16:42:35.139
7	49.121	+0.730	16:43:24.260
8	48.602	+0.211	16:44:12.862
9	48.742	+0.351	16:45:01.604
10	50.358	+1.967	16:45:51.962
(144) Belina David			
1	48.859	+0.348	16:38:27.772
2	48.605	+0.094	16:39:16.377
3	48.511		16:40:04.888
4	49.015	+0.504	16:40:53.903
5	52.332	+3.821	16:41:46.235
6	48.671	+0.160	16:42:34.906
7	54.138	+5.627	16:43:29.044
8	48.766	+0.255	16:44:17.810
9	58.719	+10.208	16:45:16.529
10	54.273	+5.762	16:46:10.802
(22) Manuel Huber			
1	49.383	+0.846	16:37:49.914
2	48.537		16:38:38.451
3	48.615	+0.078	16:39:27.066
4	48.853	+0.316	16:40:15.919
5	50.736	+2.199	16:41:06.655
6	48.856	+0.319	16:41:55.511
7	48.709	+0.172	16:42:44.220
8	48.580	+0.043	16:43:32.800
9	53.858	+5.321	16:44:26.658
10	51.241	+2.704	16:45:17.899
11	50.994	+2.457	16:46:08.893
(135) Josef Konopka			
1	49.224	+0.661	16:38:26.586
2	48.607	+0.044	16:39:15.193
3	48.563		16:40:03.756
4	48.796	+0.233	16:40:52.552
5	52.578	+4.015	16:41:45.130
6	48.621	+0.058	16:42:33.751
7	57.043	+8.480	16:43:30.794
8	49.043	+0.480	16:44:19.837
9	1:00.193	+11.630	16:45:20.030
(107) Patrick Loidl			
1	49.446	+0.807	16:38:22.430
2	48.870	+0.231	16:39:11.300
3	48.734	+0.095	16:40:00.034
4	48.763	+0.124	16:40:48.797
5	49.057	+0.418	16:41:37.854
6	48.639		16:42:26.493

Runde	Rundenzeit	Diff.	Tageszeit
7	48.649	+0.010	16:43:15.142
8	48.831	+0.192	16:44:03.973
9	48.796	+0.157	16:44:52.769
10	50.157	+1.518	16:45:42.926
(148) Michael Bo Andersen			
1	49.777	+1.037	16:37:55.077
2	48.740		16:38:43.817
3	48.808	+0.068	16:39:32.625
4	48.854	+0.114	16:40:21.479
5	49.127	+0.387	16:41:10.606
6	48.785	+0.045	16:41:59.391
7	48.818	+0.078	16:42:48.209
8	53.589	+4.849	16:43:41.798
9	51.370	+2.630	16:44:33.168
(31) Christian Eisenbeis			
1	49.511	+0.615	16:37:51.077
2	49.133	+0.237	16:38:40.210
3	48.896		16:39:29.106
4	48.961	+0.065	16:40:18.067
5	49.045	+0.149	16:41:07.112
6	48.968	+0.072	16:41:56.080
7	50.790	+1.894	16:42:46.870
(141) Michal Jilek			
1	49.979	+0.751	16:37:55.685
2	49.228		16:38:44.913
3	49.363	+0.135	16:39:34.276
4	53.997	+4.769	16:40:28.273
5	49.654	+0.426	16:41:17.927
6	52.077	+2.849	16:42:10.004
7	53.520	+4.292	16:43:03.524
(5) Tobias Zoll			
1	52.994	+3.724	16:38:14.867
2	49.862	+0.592	16:39:04.729
3	49.559	+0.289	16:39:54.288
4	49.523	+0.253	16:40:43.811
5	49.396	+0.126	16:41:33.207
6	49.308	+0.038	16:42:22.515
7	49.399	+0.129	16:43:11.914
8	52.504	+3.234	16:44:04.418
9	49.378	+0.108	16:44:53.796
10	49.270		16:45:43.066
11	54.191	+4.921	16:46:37.257
(146) Alex Nitz			
1	53.356	+3.960	16:38:09.193
2	49.653	+0.257	16:38:58.846
3	49.746	+0.350	16:39:48.592
4	49.723	+0.327	16:40:38.315
5	49.454	+0.058	16:41:27.769
6	49.967	+0.571	16:42:17.736
7	49.396		16:43:07.132
8	52.982	+3.586	16:44:00.114
(27) Maximilian Treffer			
1	57.165	+7.714	16:38:19.566
2	49.616	+0.165	16:39:09.182
3	49.451		16:39:58.633
4	49.593	+0.142	16:40:48.226
5	58.191	+8.740	16:41:46.417
6	49.493	+0.042	16:42:35.910
7	49.701	+0.250	16:43:25.611
8	49.505	+0.054	16:44:15.116



DMV Kart Championship

KZ2 Open

Wackersdorf 1,222 Km

Zeittraining Gruppe 2

19.05.2012 16:35

Qualifikation gestartet um 16:35:58

Runde	Rundenzeit	Diff.	Tageszeit
9	50.002	+0.551	16:45:05.118
10	1:05.930	+16.479	16:46:11.048

(131) Andres Ferraz-Leite

1	52.164	+2.649	16:38:17.190
2	50.399	+0.884	16:39:07.589
3	50.347	+0.832	16:39:57.936
4	50.093	+0.578	16:40:48.029
5	50.286	+0.771	16:41:38.315
6	49.822	+0.307	16:42:28.137
7	49.830	+0.315	16:43:17.967
8	49.756	+0.241	16:44:07.723
9	49.515		16:44:57.238
10	49.999	+0.484	16:45:47.237
11	50.093	+0.578	16:46:37.330

Runde	Rundenzeit	Diff.	Tageszeit
-------	------------	-------	-----------

Runde	Rundenzeit	Diff.	Tageszeit
-------	------------	-------	-----------



DMV Kart Championship

KZ2 Open

Wackersdorf 1,222 Km

Zeittraining Gesamt

Pos.	Nr.	Name	Wohnort	Bewerber/ Sponsor	Fabrikat	Gesamtbestzeit
1	1	Michele Di Martino	Eitorf	JEDI Racing	Energy	47.969
2	101	Jan Midrła	Opava	JOKA Kartteam	Birel	47.977
3	128	Marcel Müller	Bad St. Leonhard	Peter Müller	CRG	48.083
4	130	Alberto Cavaliere	Langen	BRM Racing	BRM	48.138
5	104	Alexander Schmitz	Wesel	M-Tec Praga Racing Team	Praga	48.157
6	116	Luca Bagattino	Garlasco	GP Racing srl	GPRACING	48.183
7	134	Ricardo Romkema	Leeuwarden Nederland	Ricardo Romkema	Energy	48.186
8	125	Rene Oswald	Stainz	KSW-Racing Team	Tonykart	48.188
9	109	Michael Mrosek	Hirschau	Team AK Racing	Tonykart	48.195
10	123	Arjan Kievitsbosch	Broekland		RKkart	48.217
11	108	Phillip Orcic	Richmond Bc Canada	CRG Holland	CRG	48.253
12	112	Stefan Riener	Micheldorf	DR Germany	DR	48.319
13	133	Leonid Panfilov	Langen	BRM Racing	BRM	48.358
14	139	Francesco Vidrih	Volano	G.P. Racing srl	GPRACING	48.391
15	145	Roman Krist	Stara Voda	VM Motor Racing Team	Interpid	48.425
16	111	Jakub Glowacki	Poland	WTR Racing Team	Birel	48.451
17	126	Menno Paauwe	Kapelle	Paauwer Kart Racing	Birel	48.482
18	144	Belina David	Stara Voda	VM Motor Racing Team	Birel	48.511
19	18	Toni Greif	Bad Mergentheim	Mach1 Motorsport	Mach1	48.513
20	22	Manuel Huber	Losheim Am See	DR Germany	DR	48.537
21	135	Josef Konopka	Lucenec	K-Kart Racing Team	MSKart	48.563
22	106	Seppi Sedlmair	Garching	Solgat Motorsport	Birel	48.632
23	107	Patrick Loidl	Pischelsdorf	Kartshop Ampfing/	PCR	48.639
24	132	Alessio Rovera	Langen	BRM Racing	BRM	48.686
25	148	Michael Bo Andersen	Taastrup	GP Racing	GPRacing	48.740
26	142	Torsten Kostbade	Waldkraiburg	Kartshop Ampfing	PCR	48.816
27	140	Florian Hauthaler	Eugendorf	Taifun Factory Racing	Taifun	48.864
28	31	Christian Eisenbeis	Neunkirchen	Team Neu Racing	CRG	48.896
29	124	Walter Eder	Mainburg	KSW-Racing Team	Tonykart	49.046
30	141	Michal Jilek	Czech Republic	ANOMA Motorsport	Birel	49.228
31	5	Tobias Zoll	Burladingen	DMV Team MSR Motorsport	Tonykart	49.270
32	146	Alex Nitz	Feldthurns		PCR	49.396
33	27	Maximilian Treffer	Karlsfeld			49.451
34	131	Andres Ferraz-Leite	Dingolfing	WST-Motorsport	Tonykart	49.515
35	29	Thomas Schumacher	Nauroth	Schumacher Motorsport	Tonykart	49.574
36	136	Stefan Rameseder	Linz	KSW-Racing Team	Tonykart	49.584
37	25	Maximilian Klos	Ottweiler	DR Germany	DR	49.658

Bemerkungen

Ergebnis vorbehaltlich technischer Nachuntersuchung.

Zeitnahmekommissar & Auswertung: Björn Möser Orbits

Renndirektor: Reinhard Tropp Rennsekretär: Marcel Fuchsberger

Aushang: Uhr Reg.-Nr.: 121/2012

Unterschrift RL: Unterschrift ZK: *B. Möser*

www.mylaps.com
Lizenziert für Camp Company GmbH



DMV Kart Championship

KZ2 Open

Wackersdorf 1,222 Km

Gruppe A

Pos.	Nr.	Name	Wohnort	Bewerber/ Sponsor	Fabrikat	Gesamtbestzeit
1	1	Michele Di Martino	Eitorf	JEDI Racing	Energy	47.969
2	130	Alberto Cavalieri	Langen	BRM Racing	BRM	48.138
3	134	Ricardo Romkema	Leeuwarden Nederland	Ricardo Romkema	Energy	48.186
4	123	Arjan Kievitsbosch	Broekland		RKkart	48.217
5	133	Leonid Panfilov	Langen	BRM Racing	BRM	48.358
6	111	Jakub Glowacki	Poland	WTR Racing Team	Birel	48.451
7	18	Toni Greif	Bad Mergentheim	Mach1 Motorsport	Mach1	48.513
8	106	Seppi Sedlmair	Garching	Solgat Motorsport	Birel	48.632
9	148	Michael Bo Andersen	Taastrup	GP Racing	GPRacing	48.740
10	31	Christian Eisenbeis	Neunkirchen	Team Neu Racing	CRG	48.896
11	5	Tobias Zoll	Burladingen	DMV Team MSR Motorsport	Tonykart	49.270
12	131	Andres Ferraz-Leite	Dingolfing	WST-Motorsport	Tonykart	49.515
13	25	Maximilian Klos	Ottweiler	DR Germany	DR	49.658

Bemerkungen

Ergebnis vorbehaltlich technischer Nachuntersuchung.

Zeitnahmekommissar & Auswertung: Björn Möser

Orbits

Rennleiter: Reinhard Tropp Rennsekretär: Marcel Fuchsberger

Aushang: Uhr Reg.-Nr.: 121/2012

Unterschrift RL: Unterschrift ZK:

www.mylaps.com

Lizenziert für Camp Company GmbH



DMV Kart Championship

KZ2 Open

Wackersdorf 1,222 Km

Gruppe B

Pos.	Nr.	Name	Wohnort	Bewerber/ Sponsor	Fabrikat	Gesamtbestzeit
1	101	Jan Midrła	Opava	JOKA Kartteam	Birel	47.977
2	104	Alexander Schmitz	Wesel	M-Tec Praga Racing Team	Praga	48.157
3	125	Rene Oswald	Stainz	KSW-Racing Team	Tonykart	48.188
4	108	Phillip Orcic	Richmond Bc Canada	CRG Holland	CRG	48.253
5	139	Francesco Vidrih	Volano	G.P. Racing srl	GPRACING	48.391
6	126	Menno Paauwe	Kapelle	Paauver Kart Racing	Birel	48.482
7	22	Manuel Huber	Losheim Am See	DR Germany	DR	48.537
8	107	Patrick Loidl	Pischelsdorf	Kartshop Ampfing/	PCR	48.639
9	142	Torsten Kostbade	Waldkraiburg	Kartshop Ampfing	PCR	48.816
10	124	Walter Eder	Mainburg	KSW-Racing Team	Tonykart	49.046
11	146	Alex Nitz	Feldthurns		PCR	49.396
12	29	Thomas Schumacher	Nauroth	Schumacher Motorsport	Tonykart	49.574

Bemerkungen

Ergebnis vorbehaltlich technischer Nachuntersuchung.

Zeitnahmekommissar & Auswertung: Björn Möser

Orbits

Rennleiter: Reinhard Tropp Rennsekretär: Marcel Fuchsberger

Aushang: Uhr Reg.-Nr.: 121/2012

Unterschrift RL: Unterschrift ZK:

www.mylaps.com

Lizenziert für Camp Company GmbH



DMV Kart Championship

KZ2 Open

Wackersdorf 1,222 Km

Gruppe C

Pos.	Nr.	Name	Wohnort	Bewerber/ Sponsor	Fabrikat	Gesamtbestzeit
1	128	Marcel Müller	Bad St. Leonhard	Peter Müller	CRG	48.083
2	116	Luca Bagattino	Garlasco	GP Racing srl	GPRACING	48.183
3	109	Michael Mrosek	Hirschau	Team AK Racing	Tonykart	48.195
4	112	Stefan Riener	Micheldorf	DR Germany	DR	48.319
5	145	Roman Krist	Stara Voda	VM Motor Racing Team	Interpid	48.425
6	144	Belina David	Stara Voda	VM Motor Racing Team	Birel	48.511
7	135	Josef Konopka	Lucenec	K-Kart Racing Team	MSKart	48.563
8	132	Alessio Rovera	Langen	BRM Racing	BRM	48.686
9	140	Florian Hauthaler	Eugendorf	Taifun Factory Racing	Taifun	48.864
10	141	Michal Jilek	Czech Republic	ANOMA Motorsport	Birel	49.228
11	27	Maximilian Treffer	Karlsfeld			49.451
12	136	Stefan Rameseder	Linz	KSW-Racing Team	Tonykart	49.584

Bemerkungen

Ergebnis vorbehaltlich technischer Nachuntersuchung.

Zeitnahmekommissar & Auswertung: Björn Möser

Orbits

Rennleiter: Reinhard Tropp Rennsekretär: Marcel Fuchsberger

Aushang: Uhr Reg.-Nr.: 121/2012

Unterschrift RL: Unterschrift ZK:

www.mylaps.com

Lizenziert für Camp Company GmbH

Gedruckt: 19.05.2012 17:45:37

DMV Kart Championship

KZ2 Open


Wackersdorf 1,222 Km

Startaufstellung Rennen 1 Heat 1 A-B

20.05.2012 09:40

Rennen

13	25	
12	131	29
11	5	146
10	31	124
9	148	142
8	106	107
7	18	22
6	111	126
5	133	139
4	123	108
3	134	125
2	130	104
1	1	101
	POLE POSITION 1	2



DMV Kart Championship

KZ2 Open


Wackersdorf 1,222 Km

Startaufstellung Rennen 4 Heat 2 A-C

20.05.2012 10:45

Rennen

13	25	
12	131	136
11	5	27
10	31	141
9	148	140
8	106	132
7	18	135
6	111	144
5	133	145
4	123	112
3	134	109
2	130	116
1	1	128
	POLE POSITION 1	2



DMV Kart Championship

KZ2 Open

Wackersdorf 1,222 Km


Startaufstellung Rennen 10 Heat 3 B-C

20.05.2012 14:00

Rennen

12	29	136
	23	24
11	146	27
	21	22
10	124	141
	19	20
9	142	140
	17	18
8	107	132
	15	16
7	22	135
	13	14
6	126	144
	11	12
5	139	145
	9	10
4	108	112
	7	8
3	125	109
	5	6
2	104	116
	3	4
1	101	128
	1	2

POLE POSITION 1



DMV Kart Championship

KZ2 Open

Wackersdorf 1,222 Km

Warm Up

20.05.2012 08:35

Training gestartet um 8:35:05

Pos.	Nr.	Name	Wohnort	Fabrikat	Bewerber/ Sponsor	Rnd.	Beste Zeit	Diff.	km/h	In Rd.
1	101	Jan Midrła	Opava	Birel	JOKA Kartteam	7	47.938		91,769	7
2	128	Marcel Müller	Bad St. Leonhard	CRG	Peter Müller	8	48.001	0.063	91,648	8
3	1	Michele Di Martino	Eitorf	Energy	JEDI Racing	6	48.081	0.143	91,496	6
4	134	Ricardo Romkema	Leeuwarden Nederla	Energy	Ricardo Romkema	7	48.167	0.229	91,332	7
5	116	Luca Bagattino	Garlasco	GPRACING	GP Racing srl	8	48.273	0.335	91,132	6
6	112	Stefan Riener	Micheldorf	DR	DR Germany	7	48.289	0.351	91,101	7
7	123	Arjan Kievitsbosch	Broekland	RKkart		7	48.321	0.383	91,041	6
8	126	Menno Paauwe	Kapelle	Birel	Paauper Kart Racing	8	48.368	0.430	90,953	6
9	104	Alexander Schmitz	Wesel	Praga	M-Tec Praga Racing Team	7	48.528	0.590	90,653	7
10	125	Rene Oswald	Stainz	Tonykart	KSW-Racing Team	8	48.561	0.623	90,591	7
11	130	Alberto Cavaliere	Langen	BRM	BRM Racing	5	48.595	0.657	90,528	5
12	106	Seppi Sedlmair	Garching	Birel	Solgat Motorsport	7	48.771	0.833	90,201	5
13	109	Michael Mrosek	Hirschau	Tonykart	Team AK Racing	7	48.786	0.848	90,173	7
14	139	Francesco Vidrih	Volano	GPRACING	G.P. Racing srl	8	48.791	0.853	90,164	6
15	108	Phillip Orcic	Richmond Bc Canada	CRG	CRG Holland	7	48.843	0.905	90,068	7
16	18	Toni Greif	Bad Mergentheim	Mach1	Mach1 Motorsport	7	48.863	0.925	90,031	6
17	135	Josef Konopka	Lucenec	MSKart	K-Kart Racing Team	8	48.889	0.951	89,983	6
18	144	Belina David	Stara Voda	Birel	VM Motor Racing Team	7	48.889	0.951	89,983	6
19	140	Florian Hauthaler	Eugendorf	Taifun	Taifun Factory Racing	7	48.897	0.959	89,969	6
20	133	Leonid Panfilov	Langen	BRM	BRM Racing	5	48.929	0.991	89,910	5
21	145	Roman Krist	Stara Voda	Interpid	VM Motor Racing Team	7	48.969	1.031	89,836	6
22	148	Michael Bo Andersen	Taastrup	GPRacing	GP Racing	8	49.107	1.169	89,584	7
23	31	Christian Eisenbeis	Neunkirchen	CRG	Team Neu Racing	7	49.114	1.176	89,571	5
24	107	Patrick Loidl	Pischelsdorf	PCR	Kartshop Ampfing/	7	49.166	1.228	89,476	5
25	124	Walter Eder	Mainburg	Tonykart	KSW-Racing Team	8	49.210	1.272	89,396	8
26	142	Torsten Kostbade	Waldkraiburg	PCR	Kartshop Ampfing	7	49.284	1.346	89,262	4
27	136	Stefan Rameseder	Linz	Tonykart	KSW-Racing Team	7	49.691	1.753	88,531	5
28	29	Thomas Schumacher	Nauroth	Tonykart	Schumacher Motorsport	7	49.746	1.808	88,433	7
29	111	Jakub Glowacki	Poland	Birel	WTR Racing Team	6	49.850	1.912	88,249	2
30	141	Michal Jilek	Czech Republic	Birel	ANOMA Motorsport	6	49.896	1.958	88,167	5
31	25	Maximilian Klos	Ottweiler	DR	DR Germany	7	50.179	2.241	87,670	6
32	146	Alex Nitz	Feldthurns	PCR		7	50.888	2.950	86,449	5
33	131	Andres Ferraz-Leite	Dingolfing	Tonykart	WST-Motorsport	2	51.560	3.622	85,322	2
34	22	Manuel Huber	Losheim Am See	DR	DR Germany	6	51.642	3.704	85,186	4
35	132	Alessio Rovera	Langen	BRM	BRM Racing	6	52.167	4.229	84,329	6
36	5	Tobias Zoll	Burladingen	Tonykart	DMV Team MSR Motorsport	2	1:00.583	12.645	72,614	2

DMV Kart Championship

KZ2 Open

Wackersdorf 1,222 Km

Warm Up

20.05.2012 08:35

Training gestartet um 8:35:05

Runde	Rundenzeit	Diff.	Tageszeit
(101) Jan Midrła			
1	53.057	+5.119	8:37:37.635
2	49.729	+1.791	8:38:27.364
3	49.543	+1.605	8:39:16.907
4	48.683	+0.745	8:40:05.590
5	48.832	+0.894	8:40:54.422
6	48.018	+0.080	8:41:42.440
7	47.938		8:42:30.378
(128) Marcel Müller			
1	53.494	+5.493	8:37:06.102
2	50.854	+2.853	8:37:56.956
3	49.028	+1.027	8:38:45.984
4	48.765	+0.764	8:39:34.749
5	48.312	+0.311	8:40:23.061
6	48.166	+0.165	8:41:11.227
7	54.217	+6.216	8:42:05.444
8	48.001		8:42:53.445
(1) Michele Di Martino			
1	54.914	+6.833	8:37:06.982
2	2:14.824	+1:26.743	8:39:21.806
3	49.551	+1.470	8:40:11.357
4	48.603	+0.522	8:40:59.960
5	48.295	+0.214	8:41:48.255
6	48.081		8:42:36.336
(134) Ricardo Romkema			
1	1:07.408	+19.241	8:37:39.431
2	48.959	+0.792	8:38:28.390
3	48.915	+0.748	8:39:17.305
4	48.855	+0.688	8:40:06.160
5	48.455	+0.288	8:40:54.615
6	48.328	+0.161	8:41:42.943
7	48.167		8:42:31.110
(116) Luca Bagattino			
1	51.700	+3.427	8:37:10.318
2	51.060	+2.787	8:38:01.378
3	48.985	+0.712	8:38:50.363
4	49.039	+0.766	8:39:39.402
5	48.910	+0.637	8:40:28.312
6	48.273		8:41:16.585
7	48.280	+0.007	8:42:04.865
8	48.395	+0.122	8:42:53.260
(112) Stefan Riener			
1	1:06.078	+17.789	8:37:29.671
2	52.780	+4.491	8:38:22.451
3	49.886	+1.597	8:39:12.337
4	48.887	+0.598	8:40:01.224
5	48.657	+0.368	8:40:49.881
6	48.719	+0.430	8:41:38.600
7	48.289		8:42:26.889
(123) Arjan Kievitsbosch			
1	55.442	+7.121	8:37:16.832
2	52.639	+4.318	8:38:09.471
3	51.797	+3.476	8:39:01.268
4	49.842	+1.521	8:39:51.110
5	48.670	+0.349	8:40:39.780
6	48.321		8:41:28.101
7	48.758	+0.437	8:42:16.859
(126) Menno Paauwe			

Runde	Rundenzeit	Diff.	Tageszeit
1	52.577	+4.209	8:37:09.638
2	51.325	+2.957	8:38:00.963
3	48.996	+0.628	8:38:49.959
4	48.779	+0.411	8:39:38.738
5	48.475	+0.107	8:40:27.213
6	48.368		8:41:15.581
7	48.488	+0.120	8:42:04.069
8	48.750	+0.382	8:42:52.819
(104) Alexander Schmitz			
1	55.314	+6.786	8:37:28.382
2	50.122	+1.594	8:38:18.504
3	49.312	+0.784	8:39:07.816
4	49.534	+1.006	8:39:57.350
5	48.624	+0.096	8:40:45.974
6	48.588	+0.060	8:41:34.562
7	48.528		8:42:23.090
(125) Rene Oswald			
1	51.896	+3.335	8:37:03.867
2	51.029	+2.468	8:37:54.896
3	49.372	+0.811	8:38:44.268
4	49.028	+0.467	8:39:33.296
5	48.867	+0.306	8:40:22.163
6	48.701	+0.140	8:41:10.864
7	48.561		8:41:59.425
8	48.902	+0.341	8:42:48.327
(130) Alberto Cavalieri			
1	1:00.352	+11.757	8:39:14.138
2	53.816	+5.221	8:40:07.954
3	49.786	+1.191	8:40:57.740
4	49.010	+0.415	8:41:46.750
5	48.595		8:42:35.345
(106) Seppi Sedlmair			
1	53.168	+4.397	8:37:47.803
2	50.666	+1.895	8:38:38.469
3	50.092	+1.321	8:39:28.561
4	51.217	+2.446	8:40:19.778
5	48.771		8:41:08.549
6	48.824	+0.053	8:41:57.373
7	49.249	+0.478	8:42:46.622
(109) Michael Mrosek			
1	55.629	+6.843	8:37:21.625
2	56.238	+7.452	8:38:17.863
3	50.818	+2.032	8:39:08.681
4	50.399	+1.613	8:39:59.080
5	49.373	+0.587	8:40:48.453
6	49.068	+0.282	8:41:37.521
7	48.786		8:42:26.307
(139) Francesco Vidrih			
1	54.340	+5.549	8:37:06.578
2	51.103	+2.312	8:37:57.681
3	49.797	+1.006	8:38:47.478
4	49.274	+0.483	8:39:36.752
5	49.024	+0.233	8:40:25.776
6	48.791		8:41:14.567
7	49.293	+0.502	8:42:03.860
8	49.243	+0.452	8:42:53.103
(108) Phillip Orcic			
1	53.905	+5.062	8:37:23.396
2	50.623	+1.780	8:38:14.019

Runde	Rundenzeit	Diff.	Tageszeit
3	49.779	+0.936	8:39:03.798
4	49.427	+0.584	8:39:53.225
5	49.067	+0.224	8:40:42.292
6	49.291	+0.448	8:41:31.583
7	48.843		8:42:20.426
(18) Toni Greif			
1	54.234	+5.371	8:37:23.189
2	50.722	+1.859	8:38:13.911
3	49.494	+0.631	8:39:03.405
4	49.166	+0.303	8:39:52.571
5	49.408	+0.545	8:40:41.979
6	48.863		8:41:30.842
7	50.819	+1.956	8:42:21.661
(135) Josef Konopka			
1	52.670	+3.781	8:37:09.950
2	51.677	+2.788	8:38:01.627
3	49.600	+0.711	8:38:51.227
4	49.371	+0.482	8:39:40.598
5	49.155	+0.266	8:40:29.753
6	48.889		8:41:18.642
7	49.138	+0.249	8:42:07.780
8	48.916	+0.027	8:42:56.696
(144) Belina David			
1	54.775	+5.886	8:37:22.988
2	51.598	+2.709	8:38:14.586
3	50.938	+2.049	8:39:05.524
4	49.290	+0.401	8:39:54.814
5	49.011	+0.122	8:40:43.825
6	48.889		8:41:32.714
7	49.131	+0.242	8:42:21.845
(140) Florian Hauthaler			
1	52.859	+3.962	8:37:24.289
2	50.439	+1.542	8:38:14.728
3	50.312	+1.415	8:39:05.040
4	49.241	+0.344	8:39:54.281
5	49.035	+0.138	8:40:43.316
6	48.897		8:41:32.213
7	49.260	+0.363	8:42:21.473
(133) Leonid Panfilov			
1	55.075	+6.146	8:37:30.483
2	50.568	+1.639	8:38:21.051
3	50.160	+1.231	8:39:11.211
4	49.356	+0.427	8:40:00.567
5	48.929		8:40:49.496
(145) Roman Krist			
1	54.481	+5.512	8:37:19.171
2	50.746	+1.777	8:38:09.917
3	50.268	+1.299	8:39:00.185
4	49.530	+0.561	8:39:49.715
5	49.358	+0.389	8:40:39.073
6	48.969		8:41:28.042
7	49.410	+0.441	8:42:17.452
(148) Michael Bo Andersen			
1	53.898	+4.791	8:37:03.587
2	51.712	+2.605	8:37:55.299
3	50.127	+1.020	8:38:45.426
4	49.774	+0.667	8:39:35.200
5	49.341	+0.234	8:40:24.541
6	49.687	+0.580	8:41:14.228

Zeitnahmekommissar & Auswertung: Björn Möser

Orbits

Renndirektor: Reinhard Tropp Rennsekretär: Marcel Fuchsberger

Aushang: Uhr Reg.-Nr.: 121/2012

Unterschrift RL: Unterschrift ZK:

www.mylaps.com

Lizenziert für Camp Company GmbH

DMV Kart Championship

KZ2 Open

Wackersdorf 1,222 Km

Warm Up

20.05.2012 08:35

Training gestartet um 8:35:05

Runde	Rundenzeit	Diff.	Tageszeit
7	49.107		8:42:03.335
8	53.117	+4.010	8:42:56.452

(31) Christian Eisenbeis

1	53.652	+4.538	8:37:11.213
2	50.761	+1.647	8:38:01.974
3	49.543	+0.429	8:38:51.517
4	49.520	+0.406	8:39:41.037
5	49.114		8:40:30.151
6	49.191	+0.077	8:41:19.342
7	50.741	+1.627	8:42:10.083

(107) Patrick Loidl

1	54.341	+5.175	8:37:21.781
2	51.243	+2.077	8:38:13.024
3	49.799	+0.633	8:39:02.823
4	50.214	+1.048	8:39:53.037
5	49.166		8:40:42.203
6	49.742	+0.576	8:41:31.945
7	49.269	+0.103	8:42:21.214

(124) Walter Eder

1	53.259	+4.049	8:37:07.233
2	51.570	+2.360	8:37:58.803
3	50.220	+1.010	8:38:49.023
4	50.234	+1.024	8:39:39.257
5	49.857	+0.647	8:40:29.114
6	49.356	+0.146	8:41:18.470
7	49.646	+0.436	8:42:08.116
8	49.210		8:42:57.326

(142) Torsten Kostbade

1	53.564	+4.280	8:37:22.032
2	51.191	+1.907	8:38:13.223
3	49.777	+0.493	8:39:03.000
4	49.284		8:39:52.284
5	49.852	+0.568	8:40:42.136
6	49.708	+0.424	8:41:31.844
7	49.882	+0.598	8:42:21.726

(136) Stefan Rameseder

1	54.577	+4.886	8:37:19.414
2	51.623	+1.932	8:38:11.037
3	50.839	+1.148	8:39:01.876
4	49.916	+0.225	8:39:51.792
5	49.691		8:40:41.483
6	50.539	+0.848	8:41:32.022
7	50.690	+0.999	8:42:22.712

(29) Thomas Schumacher

1	1:01.067	+11.321	8:37:42.678
2	51.004	+1.258	8:38:33.682
3	50.328	+0.582	8:39:24.010
4	50.408	+0.662	8:40:14.418
5	49.890	+0.144	8:41:04.308
6	49.873	+0.127	8:41:54.181
7	49.746		8:42:43.927

(111) Jakob Glowacki

1	52.945	+3.095	8:37:37.710
2	49.850		8:38:27.560
3	51.785	+1.935	8:39:19.345
4	50.979	+1.129	8:40:10.324
5	50.544	+0.694	8:41:00.868
6	1:18.102	+28.252	8:42:18.970

Runde	Rundenzeit	Diff.	Tageszeit
(141) Michal Jilek			
1	54.376	+4.480	8:37:25.067
2	52.069	+2.173	8:38:17.136
3	50.508	+0.612	8:39:07.644
4	50.738	+0.842	8:39:58.382
5	49.896		8:40:48.278
6	53.668	+3.772	8:41:41.946

(25) Maximilian Klos

1	54.295	+4.116	8:37:13.324
2	52.324	+2.145	8:38:05.648
3	50.925	+0.746	8:38:56.573
4	50.580	+0.401	8:39:47.153
5	50.225	+0.046	8:40:37.378
6	50.179		8:41:27.557
7	50.953	+0.774	8:42:18.510

(146) Alex Nitz

1	58.939	+8.051	8:37:37.846
2	53.560	+2.672	8:38:31.406
3	52.431	+1.543	8:39:23.837
4	51.556	+0.668	8:40:15.393
5	50.888		8:41:06.281
6	50.983	+0.095	8:41:57.264
7	56.198	+5.310	8:42:53.462

(131) Andres Ferraz-Leite

1	55.923	+4.363	8:37:33.371
2	51.560		8:38:24.931

(22) Manuel Huber

1	1:02.317	+10.675	8:37:25.400
2	54.589	+2.947	8:38:19.989
3	53.307	+1.665	8:39:13.296
4	51.642		8:40:04.938
5	55.216	+3.574	8:41:00.154
6	1:51.292	+59.650	8:42:51.446

(132) Alessio Rovera

1	1:04.689	+12.522	8:38:06.447
2	1:01.036	+8.869	8:39:07.483
3	56.428	+4.261	8:40:03.911
4	56.208	+4.041	8:41:00.119
5	55.170	+3.003	8:41:55.289
6	52.167		8:42:47.456

(5) Tobias Zoll

1	1:06.101	+5.518	8:37:41.127
2	1:00.583		8:38:41.710



DMV Kart Championship

KZ2 Open

Wackersdorf 1,222 Km

Rennen 1 Heat 1 A-B

20.05.2012 09:40

Rennen (12 Runden) gestartet um 9:49:42

Pos.	Nr.	Name	Wohnort	Fabrikat	Bewerber/ Sponsor	Rnd.	Gesamtzeit	Diff.	Ø km/h	Beste Zeit	km/h	Pkt.
1	101	Jan Midrla	Opava	Birel	JOKA Kartteam	12	9:42.776		90,584	48.011	91,629	1
2	1	Michele Di Martino	Eitorf	Energy	JEDI Racing	12	9:44.778	2.002	90,274	48.135	91,393	2
3	104	Alexander Schmitz	Wesel	Praga	M-Tec Praga Racing Team	12	9:45.948	3.172	90,094	48.115	91,431	3
4	123	Arjan Kievitsbosch	Broekland	RKKart		12	9:46.610	3.834	89,992	48.094	91,471	4
5	130	Alberto Cavalieri	Langen	BRM	BRM Racing	12	9:48.034	5.258	89,774	48.164	91,338	5
6	134	Ricardo Romkema	Leeuwarden Nederland	Energy	Ricardo Romkema	12	9:48.458	5.682	89,710	48.238	91,198	6
7	125	Rene Oswald	Stainz	Tonykart	KSW-Racing Team	12	9:48.782	6.006	89,660	48.095	91,469	7
8	18	Toni Greif	Bad Mergentheim	Mach1	Mach1 Motorsport	12	9:50.426	7.650	89,411	48.334	91,017	8
9	108	Phillip Orcic	Richmond Bc Canada	CRG	CRG Holland	12	9:52.473	9.697	89,102	48.440	90,818	9
10	106	Seppi Sedlmair	Garching	Birel	Solgat Motorsport	12	9:53.028	10.252	89,018	48.576	90,563	10
11	107	Patrick Loidl	Pischelsdorf	PCR	Kartshop Ampfing/	12	9:54.200	11.424	88,843	48.653	90,420	11
12	148	Michael Bo Andersen	Taastrup	GPRacing	GP Racing	12	9:54.833	12.057	88,748	48.498	90,709	12
13	139	Francesco Vidrih	Volano	GPRACING	G.P. Racing srl	12	9:55.186	12.410	88,696	48.450	90,799	13
14	133	Leonid Panfilov	Langen	BRM	BRM Racing	12	9:56.825	14.049	88,452	48.475	90,752	14
15	22	Manuel Huber	Losheim Am See	DR	DR Germany	12	9:57.651	14.875	88,330	48.555	90,602	15
16	31	Christian Eisenbeis	Neunkirchen	CRG	Team Neu Racing	12	10:00.431	17.655	87,921	48.885	89,991	16
17	29	Thomas Schumacher	Nauroth	Tonykart	Schumacher Motorsport	12	10:04.047	21.271	87,395	49.363	89,119	17
18	25	Maximilian Klos	Ottweiler	DR	DR Germany	12	10:05.940	23.164	87,121	49.250	89,324	18
19	124	Walter Eder	Mainburg	Tonykart	KSW-Racing Team	12	10:06.032	23.256	87,108	48.897	89,969	19
20	131	Andres Ferraz-Leite	Dingolfing	Tonykart	WST-Motorsport	12	10:09.836	27.060	86,565	49.420	89,017	20
21	146	Alex Nitz	Feldthurns	PCR		12	10:17.953	35.177	85,428	49.644	88,615	21
22	142	Torsten Kostbade	Waldkraiburg	PCR	Kartshop Ampfing	12	10:18.708	35.932	85,324	48.808	90,133	22
DNF	111	Jakub Glowacki	Poland	Birel	WTR Racing Team	6	5:10.412	DNF	85,033	49.420	89,017	23
DNF	126	Menno Paauwe	Kapelle	Birel	Paauwer Kart Racing	1	55.163	DNF	79,749	53.402	82,379	24
Nicht Klassifiziert												
DNS	5	Tobias Zoll	Burladingen	Tonykart	DMV Team MSR Motorsport			DNS	-	-	-	26

Bemerkungen

Ergebnis vorbehaltlich technischer Nachuntersuchung.

Gestartet:24 Gewertet:24 Nicht Gewertet:0

Vorsprung	Ø km/h	Beste Rundenzeit	km/h	Beste Runde von
2.002	90,584	48.011	91,629	101 - Jan Midrla

Zeitnahmekommissar & Auswertung: Björn Möser

Orbits

Renndirektor: Reinhard Tropp Rennsekretär: Marcel Fuchsberger

Aushang: Uhr Reg.-Nr.:121/2012

www.mylaps.com

Unterschrift RL: Unterschrift ZK:

Lizenziert für Camp Company GmbH

DMV Kart Championship

KZ2 Open

Wackersdorf 1,222 Km

Rennen 1 Heat 1 A-B

20.05.2012 09:40

Rennen (12 Runden) gestartet um 9:49:42

Runde	Rundenzeit	Diff.	Tageszeit
(101) Jan Midrła			
1	51.471	+3.460	9:50:34.429
2	48.865	+0.854	9:51:23.294
3	48.717	+0.706	9:52:12.011
4	48.389	+0.378	9:53:00.400
5	48.328	+0.317	9:53:48.728
6	48.209	+0.198	9:54:36.937
7	48.182	+0.171	9:55:25.119
8	48.066	+0.055	9:56:13.185
9	48.011		9:57:01.196
10	48.205	+0.194	9:57:49.401
11	48.156	+0.145	9:58:37.557
12	48.106	+0.095	9:59:25.663

Runde	Rundenzeit	Diff.	Tageszeit
(1) Michele Di Martino			
1	52.026	+3.891	9:50:34.913
2	49.279	+1.144	9:51:24.192
3	48.987	+0.852	9:52:13.179
4	48.429	+0.294	9:53:01.608
5	48.259	+0.124	9:53:49.867
6	48.280	+0.145	9:54:38.147
7	48.183	+0.048	9:55:26.330
8	48.337	+0.202	9:56:14.667
9	48.192	+0.057	9:57:02.859
10	48.247	+0.112	9:57:51.106
11	48.135		9:58:39.241
12	48.424	+0.289	9:59:27.665

Runde	Rundenzeit	Diff.	Tageszeit
(104) Alexander Schmitz			
1	51.961	+3.846	9:50:35.411
2	49.538	+1.423	9:51:24.949
3	49.273	+1.158	9:52:14.222
4	48.652	+0.537	9:53:02.874
5	48.317	+0.202	9:53:51.191
6	48.127	+0.012	9:54:39.318
7	48.115		9:55:27.433
8	48.231	+0.116	9:56:15.664
9	48.205	+0.090	9:57:03.869
10	48.319	+0.204	9:57:52.188
11	48.333	+0.218	9:58:40.521
12	48.314	+0.199	9:59:28.835

Runde	Rundenzeit	Diff.	Tageszeit
(123) Arjan Kievitsbosch			
1	53.055	+4.961	9:50:36.820
2	49.713	+1.619	9:51:26.533
3	48.653	+0.559	9:52:15.186
4	48.816	+0.722	9:53:04.002
5	48.108	+0.014	9:53:52.110
6	48.291	+0.197	9:54:40.401
7	48.342	+0.248	9:55:28.743
8	48.130	+0.036	9:56:16.873
9	48.094		9:57:04.967
10	48.109	+0.015	9:57:53.076
11	48.213	+0.119	9:58:41.289
12	48.208	+0.114	9:59:29.497

Runde	Rundenzeit	Diff.	Tageszeit
(130) Alberto Cavalieri			
1	51.611	+3.447	9:50:34.849
2	49.940	+1.776	9:51:24.789
3	49.588	+1.424	9:52:14.377
4	50.107	+1.943	9:53:04.484
5	48.533	+0.369	9:53:53.017
6	48.362	+0.198	9:54:41.379
7	48.301	+0.137	9:55:29.680
8	48.164		9:56:17.844

Runde	Rundenzeit	Diff.	Tageszeit
9	48.248	+0.084	9:57:06.092
10	48.169	+0.005	9:57:54.261
11	48.196	+0.032	9:58:42.457
12	48.464	+0.300	9:59:30.921

Runde	Rundenzeit	Diff.	Tageszeit
(134) Ricardo Romkema			
1	51.814	+3.576	9:50:35.234
2	49.092	+0.854	9:51:24.326
3	49.661	+1.423	9:52:13.987
4	48.765	+0.527	9:53:02.752
5	49.048	+0.810	9:53:51.800
6	48.319	+0.081	9:54:40.119
7	48.896	+0.658	9:55:29.015
8	48.350	+0.112	9:56:17.365
9	48.238		9:57:05.603
10	48.319	+0.081	9:57:53.922
11	48.452	+0.214	9:58:42.374
12	48.971	+0.733	9:59:31.345

Runde	Rundenzeit	Diff.	Tageszeit
(125) Rene Oswald			
1	52.969	+4.874	9:50:36.540
2	49.648	+1.553	9:51:26.188
3	48.891	+0.796	9:52:15.079
4	49.962	+1.867	9:53:05.041
5	48.476	+0.381	9:53:53.517
6	48.230	+0.135	9:54:41.747
7	48.095		9:55:29.842
8	48.312	+0.217	9:56:18.154
9	48.216	+0.121	9:57:06.370
10	48.240	+0.145	9:57:54.610
11	48.117	+0.022	9:58:42.727
12	48.942	+0.847	9:59:31.669

Runde	Rundenzeit	Diff.	Tageszeit
(18) Toni Greif			
1	52.245	+3.911	9:50:36.674
2	49.778	+1.444	9:51:26.452
3	49.107	+0.773	9:52:15.559
4	49.967	+1.633	9:53:05.526
5	48.591	+0.257	9:53:54.117
6	48.485	+0.151	9:54:42.602
7	48.424	+0.090	9:55:31.026
8	48.458	+0.124	9:56:19.484
9	48.439	+0.105	9:57:07.923
10	48.434	+0.100	9:57:56.357
11	48.334		9:58:44.691
12	48.622	+0.288	9:59:33.313

Runde	Rundenzeit	Diff.	Tageszeit
(108) Phillip Orcic			
1	52.108	+3.668	9:50:36.148
2	49.330	+0.890	9:51:25.478
3	49.010	+0.570	9:52:14.488
4	51.774	+3.334	9:53:06.262
5	48.965	+0.525	9:53:55.227
6	48.549	+0.109	9:54:43.776
7	48.440		9:55:32.216
8	48.542	+0.102	9:56:20.758
9	48.676	+0.236	9:57:09.434
10	48.668	+0.228	9:57:58.102
11	48.606	+0.166	9:58:46.708
12	48.652	+0.212	9:59:35.360

Runde	Rundenzeit	Diff.	Tageszeit
(106) Seppi Sedlmair			
1	53.096	+4.520	9:50:37.683
2	49.393	+0.817	9:51:27.076
3	49.141	+0.565	9:52:16.217
4	49.571	+0.995	9:53:05.788

Runde	Rundenzeit	Diff.	Tageszeit
5	48.819	+0.243	9:53:54.607
6	48.702	+0.126	9:54:43.309
7	48.576		9:55:31.885
8	49.170	+0.594	9:56:21.055
9	48.724	+0.148	9:57:09.779
10	48.705	+0.129	9:57:58.484
11	48.580	+0.004	9:58:47.064
12	48.851	+0.275	9:59:35.915

Runde	Rundenzeit	Diff.	Tageszeit
(107) Patrick Loidl			
1	53.597	+4.944	9:50:38.444
2	49.613	+0.960	9:51:28.057
3	49.577	+0.924	9:52:17.634
4	48.951	+0.298	9:53:06.585
5	49.139	+0.486	9:53:55.724
6	48.699	+0.046	9:54:44.423
7	49.025	+0.372	9:55:33.448
8	48.711	+0.058	9:56:22.159
9	48.860	+0.207	9:57:11.019
10	48.653		9:57:59.672
11	48.736	+0.083	9:58:48.408
12	48.679	+0.026	9:59:37.087

Runde	Rundenzeit	Diff.	Tageszeit
(148) Michael Bo Andersen			
1	54.155	+5.657	9:50:39.262
2	49.481	+0.983	9:51:28.743
3	49.441	+0.943	9:52:18.184
4	49.212	+0.714	9:53:07.396
5	49.514	+1.016	9:53:56.910
6	49.027	+0.529	9:54:45.937
7	48.681	+0.183	9:55:34.618
8	48.498		9:56:23.116
9	48.535	+0.037	9:57:11.651
10	48.609	+0.111	9:58:00.260
11	48.644	+0.146	9:58:48.904
12	48.816	+0.318	9:59:37.720

Runde	Rundenzeit	Diff.	Tageszeit
(139) Francesco Vidrih			
1	54.591	+6.141	9:50:38.734
2	49.583	+1.133	9:51:28.317
3	49.755	+1.305	9:52:18.072
4	48.908	+0.458	9:53:06.980
5	50.213	+1.763	9:53:57.193
6	49.146	+0.696	9:54:46.339
7	48.680	+0.230	9:55:35.019
8	48.699	+0.249	9:56:23.718
9	48.880	+0.430	9:57:12.598
10	48.509	+0.059	9:58:01.107
11	48.516	+0.066	9:58:49.623
12	48.450		9:59:38.073

Runde	Rundenzeit	Diff.	Tageszeit
(133) Leonid Panfilov			
1	53.471	+4.996	9:50:37.524
2	50.323	+1.848	9:51:27.847
3	50.077	+1.602	9:52:17.924
4	49.363	+0.888	9:53:07.287
5	50.176	+1.701	9:53:57.463
6	50.439	+1.964	9:54:47.902
7	48.737	+0.262	9:55:36.639
8	48.718	+0.243	9:56:25.357
9	48.561	+0.086	9:57:13.918
10	48.666	+0.191	9:58:02.584
11	48.653	+0.178	9:58:51.237
12	48.475		9:59:39.712

Runde	Rundenzeit	Diff.	Tageszeit
(22) Manuel Huber			

DMV Kart Championship

KZ2 Open

Wackersdorf 1,222 Km

Rennen 1 Heat 1 A-B

20.05.2012 09:40

Rennen (12 Runden) gestartet um 9:49:42

Runde	Rundenzeit	Diff.	Tageszeit
1	54.666	+6.111	9:50:39.337
2	50.063	+1.508	9:51:29.400
3	49.068	+0.513	9:52:18.468
4	49.302	+0.747	9:53:07.770
5	49.893	+1.338	9:53:57.663
6	50.037	+1.482	9:54:47.700
7	49.178	+0.623	9:55:36.878
8	48.839	+0.284	9:56:25.717
9	48.801	+0.246	9:57:14.518
10	48.900	+0.345	9:58:03.418
11	48.565	+0.010	9:58:51.983
12	48.555		9:59:40.538

(31) Christian Eisenbeis

1	54.044	+5.159	9:50:39.711
2	50.346	+1.461	9:51:30.057
3	49.689	+0.804	9:52:19.746
4	50.377	+1.492	9:53:10.123
5	49.416	+0.531	9:53:59.539
6	49.244	+0.359	9:54:48.783
7	49.043	+0.158	9:55:37.826
8	49.066	+0.181	9:56:26.892
9	49.177	+0.292	9:57:16.069
10	48.935	+0.050	9:58:05.004
11	48.885		9:58:53.889
12	49.429	+0.544	9:59:43.318

(29) Thomas Schumacher

1	52.706	+3.343	9:50:40.124
2	50.546	+1.183	9:51:30.670
3	49.585	+0.222	9:52:20.255
4	50.361	+0.998	9:53:10.616
5	49.635	+0.272	9:54:00.251
6	49.399	+0.036	9:54:49.650
7	49.649	+0.286	9:55:39.299
8	49.728	+0.365	9:56:29.027
9	49.363		9:57:18.390
10	49.633	+0.270	9:58:08.023
11	49.457	+0.094	9:58:57.480
12	49.454	+0.091	9:59:46.934

(25) Maximilian Klos

1	53.260	+4.010	9:50:40.769
2	50.316	+1.066	9:51:31.085
3	49.661	+0.411	9:52:20.746
4	49.822	+0.572	9:53:10.568
5	49.919	+0.669	9:54:00.487
6	49.444	+0.194	9:54:49.931
7	49.481	+0.231	9:55:39.412
8	50.191	+0.941	9:56:29.603
9	49.719	+0.469	9:57:19.322
10	49.685	+0.435	9:58:09.007
11	49.250		9:58:58.257
12	50.570	+1.320	9:59:48.827

(124) Walter Eder

1	51.462	+2.565	9:50:46.926
2	49.880	+0.983	9:51:36.806
3	49.075	+0.178	9:52:25.881
4	49.302	+0.405	9:53:15.183
5	48.897		9:54:04.080
6	49.915	+1.018	9:54:53.995
7	49.402	+0.505	9:55:43.397
8	49.104	+0.207	9:56:32.501
9	49.207	+0.310	9:57:21.708
10	49.026	+0.129	9:58:10.734

Runde	Rundenzeit	Diff.	Tageszeit
11	49.086	+0.189	9:58:59.820
12	49.099	+0.202	9:59:48.919

(131) Andres Ferraz-Leite

1	54.700	+5.280	9:50:40.754
2	51.867	+2.447	9:51:32.621
3	50.495	+1.075	9:52:23.116
4	50.482	+1.062	9:53:13.598
5	50.140	+0.720	9:54:03.738
6	50.121	+0.701	9:54:53.859
7	50.491	+1.071	9:55:44.350
8	49.635	+0.215	9:56:33.985
9	49.804	+0.384	9:57:23.789
10	49.420		9:58:13.209
11	49.609	+0.189	9:59:02.818
12	49.905	+0.485	9:59:52.723

(146) Alex Nitz

1	54.720	+5.076	9:50:46.594
2	51.350	+1.706	9:51:37.944
3	50.490	+0.846	9:52:28.434
4	50.333	+0.689	9:53:18.767
5	50.320	+0.676	9:54:09.087
6	50.603	+0.959	9:54:59.690
7	50.304	+0.660	9:55:49.994
8	51.113	+1.469	9:56:41.107
9	50.422	+0.778	9:57:31.529
10	49.808	+0.164	9:58:21.337
11	49.644		9:59:10.981
12	49.859	+0.215	10:00:00.840

(142) Torsten Kostbade

1	54.104	+5.296	9:50:39.170
2	49.943	+1.135	9:51:29.113
3	49.259	+0.451	9:52:18.372
4	51.344	+2.536	9:53:09.716
5	49.366	+0.558	9:53:59.082
6	49.111	+0.303	9:54:48.193
7	49.010	+0.202	9:55:37.203
8	48.871	+0.063	9:56:26.074
9	1:08.496	+19.688	9:57:34.570
10	49.336	+0.528	9:58:23.906
11	48.881	+0.073	9:59:12.787
12	48.808		10:00:01.595

(111) Jakob Glowacki

1	53.606	+4.186	9:50:37.840
2	49.520	+0.100	9:51:27.360
3	49.420		9:52:16.780
4	49.608	+0.188	9:53:06.388
5	50.458	+1.038	9:53:56.846
6	56.453	+7.033	9:54:53.299

(126) Menno Paauwe

1	53.402		9:50:38.050
---	---------------	--	-------------



DMV Kart Championship

KZ2 Open

Wackersdorf 1,222 Km

Rennen 4 Heat 2 A-C

20.05.2012 10:45

Rennen (12 Runden) gestartet um 10:48:36

Pos.	Nr.	Name	Wohnort	Fabrikat	Bewerber/ Sponsor	Rnd.	Gesamtzeit	Diff.	Ø km/h	Beste Zeit	km/h	Pkt.
1	1	Michele Di Martino	Eitorf	Energy	JEDI Racing	12	9:48.108		89,763	48.294	91,092	1
2	123	Arjan Kievitsbosch	Broekland	RKkart		12	9:49.432	1.324	89,561	48.068	91,520	2
3	130	Alberto Cavalieri	Langen	BRM	BRM Racing	12	9:49.652	1.544	89,528	48.147	91,370	3
4	134	Ricardo Romkema	Leeuwarden Nederland	Energy	Ricardo Romkema	12	9:50.459	2.351	89,406	48.388	90,915	4
5	109	Michael Mrosek	Hirschau	Tonykart	Team AK Racing	12	9:53.334	5.226	88,972	48.510	90,686	5
6	116	Luca Bagattino	Garlasco	GPRACING	GP Racing srl	12	9:53.534	5.426	88,943	48.227	91,219	6
7	135	Josef Konopka	Lucenec	MSKart	K-Kart Racing Team	12	9:55.689	7.581	88,621	48.469	90,763	7
8	133	Leonid Panfilov	Langen	BRM	BRM Racing	12	9:56.492	8.384	88,501	48.553	90,606	8
9	144	Belina David	Stara Voda	Birel	VM Motor Racing Team	12	9:57.045	8.937	88,419	48.451	90,797	9
10	112	Stefan Riener	Micheldorf	DR	DR Germany	12	9:58.646	10.538	88,183	48.292	91,096	10
11	111	Jakub Glowacki	Poland	Birel	WTR Racing Team	12	10:00.451	12.343	87,918	48.343	91,000	11
12	106	Seppi Sedlmair	Garching	Birel	Solgat Motorsport	12	10:01.035	12.927	87,832	48.631	90,461	12
13	148	Michael Bo Andersen	Taastrup	GPRacing	GP Racing	12	10:01.560	13.452	87,756	48.932	89,904	13
14	145	Roman Krist	Stara Voda	Interpid	VM Motor Racing Team	12	10:01.722	13.614	87,732	48.453	90,793	14
15	31	Christian Eisenbeis	Neunkirchen	CRG	Team Neu Racing	12	10:05.081	16.973	87,245	49.042	89,703	15
16	25	Maximilian Klos	Ottweiler	DR	DR Germany	12	10:08.441	20.333	86,763	49.344	89,154	16
17	141	Michal Jilek	Czech Republic	Birel	ANOMA Motorsport	12	10:09.054	20.946	86,676	48.998	89,783	17
18	136	Stefan Rameseder	Linz	Tonykart	KSW-Racing Team	12	10:12.418	24.310	86,200	49.560	88,765	18
19	131	Andres Ferraz-Leite	Dingolfing	Tonykart	WST-Motorsport	12	10:12.708	24.600	86,159	49.422	89,013	19
20	140	Florian Hauthaler	Eugendorf	Taifun	Taifun Factory Racing	11	10:09.073	1 Runde	79,451	48.867	90,024	20
DNF	18	Toni Greif	Bad Mergentheim	Mach1	Mach1 Motorsport	9	7:59.239	DNF	82,616	48.420	90,855	21
DNF	128	Marcel Müller	Bad St. Leonhard	CRG	Peter Müller	2	1:44.581	DNF	84,130	50.299	87,461	22
DNF	132	Alessio Rovera	Langen	BRM	BRM Racing		1.947	DNF	-	-	-	23
Nicht Klassifiziert												
DNS	27	Maximilian Treffer	Karlsfeld					DNS	-	-	-	25
DNS	5	Tobias Zoll	Burladingen	Tonykart	DMV Team MSR Motorsport			DNS	-	-	-	26

Bemerkungen

Ergebnis vorbehaltlich technischer Nachuntersuchung.

Gestartet:23 Gewertet:23 Nicht Gewertet:0

Vorsprung	Ø km/h	Beste Rundenzeit	km/h	Beste Runde von
1.324	89,763	48.068	91,520	123 - Arjan Kievitsbosch

Zeitnahmekommissar & Auswertung: Björn Möser

Orbits

Renndirektor: Reinhard Tropp Rennsekretär: Marcel Fuchsberger

Aushang: Uhr Reg.-Nr.:121/2012

www.mylaps.com

Unterschrift RL: Unterschrift ZK:

Lizenziert für Camp Company GmbH

DMV Kart Championship

KZ2 Open

Wackersdorf 1,222 Km

Rennen 4 Heat 2 A-C

20.05.2012 10:45

Rennen (12 Runden) gestartet um 10:48:36

Runde	Rundenzeit	Diff.	Tageszeit
(1) Michele Di Martino			
1	52.456	+4.162	10:49:29.279
2	49.929	+1.635	10:50:19.208
3	49.049	+0.755	10:51:08.257
4	48.748	+0.454	10:51:57.005
5	48.672	+0.378	10:52:45.677
6	48.568	+0.274	10:53:34.245
7	48.648	+0.354	10:54:22.893
8	48.294		10:55:11.187
9	48.345	+0.051	10:55:59.532
10	48.619	+0.325	10:56:48.151
11	48.373	+0.079	10:57:36.524
12	48.407	+0.113	10:58:24.931

Runde	Rundenzeit	Diff.	Tageszeit
(123) Arjan Kievitsbosch			
1	53.036	+4.968	10:49:30.582
2	50.385	+2.317	10:50:20.967
3	50.057	+1.989	10:51:11.024
4	48.785	+0.717	10:51:59.809
5	48.485	+0.417	10:52:48.294
6	48.507	+0.439	10:53:36.801
7	48.114	+0.046	10:54:24.915
8	48.181	+0.113	10:55:13.096
9	48.166	+0.098	10:56:01.262
10	48.162	+0.094	10:56:49.424
11	48.068		10:57:37.492
12	48.763	+0.695	10:58:26.255

Runde	Rundenzeit	Diff.	Tageszeit
(130) Alberto Cavalieri			
1	53.243	+5.096	10:49:30.298
2	50.587	+2.440	10:50:20.885
3	49.925	+1.778	10:51:10.810
4	48.777	+0.630	10:51:59.587
5	48.600	+0.453	10:52:48.187
6	48.961	+0.814	10:53:37.148
7	48.173	+0.026	10:54:25.321
8	48.297	+0.150	10:55:13.618
9	48.147		10:56:01.765
10	48.285	+0.138	10:56:50.050
11	48.226	+0.079	10:57:38.276
12	48.199	+0.052	10:58:26.475

Runde	Rundenzeit	Diff.	Tageszeit
(134) Ricardo Romkema			
1	52.643	+4.255	10:49:29.896
2	49.879	+1.491	10:50:19.775
3	49.350	+0.962	10:51:09.125
4	48.969	+0.581	10:51:58.094
5	48.749	+0.361	10:52:46.843
6	48.746	+0.358	10:53:35.589
7	48.601	+0.213	10:54:24.190
8	48.509	+0.121	10:55:12.699
9	48.388		10:56:01.087
10	49.106	+0.718	10:56:50.193
11	48.470	+0.082	10:57:38.663
12	48.619	+0.231	10:58:27.282

Runde	Rundenzeit	Diff.	Tageszeit
(109) Michael Mrosek			
1	54.106	+5.596	10:49:31.605
2	50.087	+1.577	10:50:21.692
3	50.412	+1.902	10:51:12.104
4	48.899	+0.389	10:52:01.003
5	48.689	+0.179	10:52:49.692
6	48.606	+0.096	10:53:38.298
7	48.510		10:54:26.808
8	48.681	+0.171	10:55:15.489

Runde	Rundenzeit	Diff.	Tageszeit
9	48.684	+0.174	10:56:04.173
10	48.520	+0.010	10:56:52.693
11	48.592	+0.082	10:57:41.285
12	48.872	+0.362	10:58:30.157

Runde	Rundenzeit	Diff.	Tageszeit
(116) Luca Bagattino			
1	53.287	+5.060	10:49:30.393
2	50.438	+2.211	10:50:20.831
3	52.073	+3.846	10:51:12.904
4	48.649	+0.422	10:52:01.553
5	48.507	+0.280	10:52:50.060
6	48.444	+0.217	10:53:38.504
7	48.941	+0.714	10:54:27.445
8	48.374	+0.147	10:55:15.819
9	48.881	+0.654	10:56:04.700
10	48.227		10:56:52.927
11	48.545	+0.318	10:57:41.472
12	48.885	+0.658	10:58:30.357

Runde	Rundenzeit	Diff.	Tageszeit
(135) Josef Konopka			
1	54.956	+6.487	10:49:33.487
2	49.629	+1.160	10:50:23.116
3	50.020	+1.551	10:51:13.136
4	49.212	+0.743	10:52:02.348
5	49.104	+0.635	10:52:51.452
6	48.774	+0.305	10:53:40.226
7	48.681	+0.212	10:54:28.907
8	48.927	+0.458	10:55:17.834
9	48.719	+0.250	10:56:06.553
10	48.841	+0.372	10:56:55.394
11	48.649	+0.180	10:57:44.043
12	48.469		10:58:32.512

Runde	Rundenzeit	Diff.	Tageszeit
(133) Leonid Panfilov			
1	53.410	+4.857	10:49:31.412
2	50.190	+1.637	10:50:21.602
3	50.284	+1.731	10:51:11.886
4	49.005	+0.452	10:52:00.891
5	49.481	+0.928	10:52:50.372
6	48.700	+0.147	10:53:39.072
7	48.754	+0.201	10:54:27.826
8	49.052	+0.499	10:55:16.878
9	49.262	+0.709	10:56:06.140
10	49.866	+1.313	10:56:56.006
11	48.756	+0.203	10:57:44.762
12	48.553		10:58:33.315

Runde	Rundenzeit	Diff.	Tageszeit
(144) Belina David			
1	55.254	+6.803	10:49:34.002
2	51.137	+2.686	10:50:25.139
3	49.389	+0.938	10:51:14.528
4	48.910	+0.459	10:52:03.438
5	48.695	+0.244	10:52:52.133
6	48.624	+0.173	10:53:40.757
7	49.186	+0.735	10:54:29.943
8	48.451		10:55:18.394
9	48.752	+0.301	10:56:07.146
10	49.460	+1.009	10:56:56.606
11	48.625	+0.174	10:57:45.231
12	48.637	+0.186	10:58:33.868

Runde	Rundenzeit	Diff.	Tageszeit
(112) Stefan Riener			
1	55.975	+7.683	10:49:33.731
2	50.082	+1.790	10:50:23.813
3	49.547	+1.255	10:51:13.360
4	49.066	+0.774	10:52:02.426

Runde	Rundenzeit	Diff.	Tageszeit
5	48.792	+0.500	10:52:51.218
6	48.483	+0.191	10:53:39.701
7	48.292		10:54:27.993
8	48.447	+0.155	10:55:16.440
9	51.917	+3.625	10:56:08.357
10	49.046	+0.754	10:56:57.403
11	48.858	+0.566	10:57:46.261
12	49.208	+0.916	10:58:35.469

Runde	Rundenzeit	Diff.	Tageszeit
(111) Jakob Glowacki			
1	59.803	+11.460	10:49:37.821
2	49.525	+1.182	10:50:27.346
3	49.409	+1.066	10:51:16.755
4	48.957	+0.614	10:52:05.712
5	48.534	+0.191	10:52:54.246
6	48.405	+0.062	10:53:42.651
7	48.398	+0.055	10:54:31.049
8	48.343		10:55:19.392
9	48.546	+0.203	10:56:07.938
10	48.374	+0.031	10:56:56.312
11	52.038	+3.695	10:57:48.350
12	48.924	+0.581	10:58:37.274

Runde	Rundenzeit	Diff.	Tageszeit
(106) Seppi Sedlmair			
1	54.267	+5.636	10:49:32.909
2	49.925	+1.294	10:50:22.834
3	49.945	+1.314	10:51:12.779
4	49.371	+0.740	10:52:02.150
5	48.933	+0.302	10:52:51.083
6	48.989	+0.358	10:53:40.072
7	48.657	+0.026	10:54:28.729
8	48.631		10:55:17.360
9	48.967	+0.336	10:56:06.327
10	49.868	+1.237	10:56:56.195
11	51.965	+3.334	10:57:48.160
12	49.698	+1.067	10:58:37.858

Runde	Rundenzeit	Diff.	Tageszeit
(148) Michael Bo Andersen			
1	57.444	+8.512	10:49:36.234
2	50.700	+1.768	10:50:26.934
3	49.718	+0.786	10:51:16.652
4	49.555	+0.623	10:52:06.207
5	49.279	+0.347	10:52:55.486
6	48.956	+0.024	10:53:44.442
7	48.942	+0.010	10:54:33.384
8	48.942	+0.010	10:55:22.326
9	48.939	+0.007	10:56:11.265
10	48.970	+0.038	10:57:00.235
11	48.932		10:57:49.167
12	49.216	+0.284	10:58:38.383

Runde	Rundenzeit	Diff.	Tageszeit
(145) Roman Krist			
1	1:02.076	+13.623	10:49:40.286
2	49.777	+1.324	10:50:30.063
3	49.348	+0.895	10:51:19.411
4	49.291	+0.838	10:52:08.702
5	48.891	+0.438	10:52:57.593
6	48.785	+0.332	10:53:46.378
7	48.568	+0.115	10:54:34.946
8	48.614	+0.161	10:55:23.560
9	48.453		10:56:12.013
10	48.565	+0.112	10:57:00.578
11	48.661	+0.208	10:57:49.239
12	49.306	+0.853	10:58:38.545

Runde	Rundenzeit	Diff.	Tageszeit
(31) Christian Eisenbeis			

Zeitnahmekommissar & Auswertung: Björn Möser

Orbits

Renndirektor: Reinhard Tropp Rennsekretär: Marcel Fuchsberger

Aushang: Uhr Reg.-Nr.: 121/2012

Unterschrift RL: Unterschrift ZK:

www.mylaps.com

Lizensiert für Camp Company GmbH

DMV Kart Championship

KZ2 Open

Wackersdorf 1,222 Km

Rennen 4 Heat 2 A-C

20.05.2012 10:45

Rennen (12 Runden) gestartet um 10:48:36

Runde	Rundenzeit	Diff.	Tageszeit
1	56.431	+7.389	10:49:35.616
2	50.805	+1.763	10:50:26.421
3	49.987	+0.945	10:51:16.408
4	49.683	+0.641	10:52:06.091
5	49.977	+0.935	10:52:56.068
6	49.403	+0.361	10:53:45.471
7	49.055	+0.013	10:54:34.526
8	49.509	+0.467	10:55:24.035
9	49.042		10:56:13.077
10	49.826	+0.784	10:57:02.903
11	49.484	+0.442	10:57:52.387
12	49.517	+0.475	10:58:41.904

(25) Maximilian Klos

1	55.221	+5.877	10:49:35.932
2	51.411	+2.067	10:50:27.343
3	50.823	+1.479	10:51:18.166
4	49.653	+0.309	10:52:07.819
5	49.531	+0.187	10:52:57.350
6	49.767	+0.423	10:53:47.117
7	50.340	+0.996	10:54:37.457
8	49.582	+0.238	10:55:27.039
9	49.463	+0.119	10:56:16.502
10	49.374	+0.030	10:57:05.876
11	49.344		10:57:55.220
12	50.044	+0.700	10:58:45.264

(141) Michal Jilek

1	55.950	+6.952	10:49:37.248
2	50.895	+1.897	10:50:28.143
3	50.585	+1.587	10:51:18.728
4	49.467	+0.469	10:52:08.195
5	49.817	+0.819	10:52:58.012
6	49.447	+0.449	10:53:47.459
7	50.303	+1.305	10:54:37.762
8	49.597	+0.599	10:55:27.359
9	49.265	+0.267	10:56:16.624
10	49.716	+0.718	10:57:06.340
11	48.998		10:57:55.338
12	50.539	+1.541	10:58:45.877

(136) Stefan Rameseder

1	59.044	+9.484	10:49:38.692
2	50.840	+1.280	10:50:29.532
3	50.313	+0.753	10:51:19.845
4	50.311	+0.751	10:52:10.156
5	50.488	+0.928	10:53:00.644
6	49.718	+0.158	10:53:50.362
7	50.418	+0.858	10:54:40.780
8	49.762	+0.202	10:55:30.542
9	49.786	+0.226	10:56:20.328
10	49.614	+0.054	10:57:09.942
11	49.560		10:57:59.502
12	49.739	+0.179	10:58:49.241

(131) Andres Ferraz-Leite

1	56.476	+7.054	10:49:35.798
2	51.209	+1.787	10:50:27.007
3	51.668	+2.246	10:51:18.675
4	51.357	+1.935	10:52:10.032
5	51.170	+1.748	10:53:01.202
6	50.225	+0.803	10:53:51.427
7	50.020	+0.598	10:54:41.447
8	49.481	+0.059	10:55:30.928
9	49.941	+0.519	10:56:20.869
10	49.431	+0.009	10:57:10.300

Runde	Rundenzeit	Diff.	Tageszeit
11	49.809	+0.387	10:58:00.109
12	49.422		10:58:49.531

(140) Florian Hauthaler

1	1:02.119	+13.252	10:49:40.985
2	49.996	+1.129	10:50:30.981
3	50.426	+1.559	10:51:21.407
4	1:39.931	+51.064	10:53:01.338
5	49.192	+0.325	10:53:50.530
6	49.502	+0.635	10:54:40.032
7	48.867		10:55:28.899
8	49.333	+0.466	10:56:18.232
9	48.898	+0.031	10:57:07.130
10	49.172	+0.305	10:57:56.302
11	49.594	+0.727	10:58:45.896

(18) Toni Greif

1	52.644	+4.224	10:49:30.904
2	50.558	+2.138	10:50:21.462
3	50.125	+1.705	10:51:11.587
4	48.916	+0.496	10:52:00.503
5	48.812	+0.392	10:52:49.315
6	48.779	+0.359	10:53:38.094
7	49.182	+0.762	10:54:27.276
8	48.420		10:55:15.696
9	1:20.366	+31.946	10:56:36.062

(128) Marcel Müller

1	54.074	+3.775	10:49:31.105
2	50.299		10:50:21.404



DMV Kart Championship

KZ2 Open

Wackersdorf 1,222 Km

Rennen 10 Heat 3 B-C

20.05.2012 14:00

Rennen (12 Runden) gestartet um 14:03:09

Pos.	Nr.	Name	Wohnort	Fabrikat	Bewerber/ Sponsor	Rnd.	Gesamtzeit	Diff.	Ø km/h	Beste Zeit	km/h	Pkt.
1	101	Jan Midrła	Opava	Birel	JOKA Kartteam	12	9:50.857		89,345	48.334	91,017	1
2	116	Luca Bagattino	Garlasco	GPRACING	GP Racing srl	12	9:53.127	2.270	89,004	48.492	90,720	2
3	128	Marcel Müller	Bad St. Leonhard	CRG	Peter Müller	12	9:53.392	2.535	88,964	48.588	90,541	3
4	104	Alexander Schmitz	Wesel	Praga	M-Tec Praga Racing Team	12	9:53.597	2.740	88,933	48.477	90,748	4
5	109	Michael Mrosek	Hirschau	Tonykart	Team AK Racing	12	9:53.929	3.072	88,883	48.476	90,750	5
6	112	Stefan Riener	Micheldorf	DR	DR Germany	12	9:54.160	3.303	88,849	48.718	90,299	6
7	22	Manuel Huber	Losheim Am See	DR	DR Germany	12	9:55.561	4.704	88,640	48.838	90,077	7
8	126	Menno Paauwe	Kapelle	Birel	Paauper Kart Racing	12	9:55.765	4.908	88,609	48.683	90,364	8
9	145	Roman Krist	Stara Voda	Interpid	VM Motor Racing Team	12	9:56.747	5.890	88,464	48.708	90,318	9
10	125	Rene Oswald	Stainz	Tonykart	KSW-Racing Team	12	9:57.038	6.181	88,421	48.479	90,744	10
11	108	Phillip Orcic	Richmond Bc Canada	CRG	CRG Holland	12	9:59.101	8.244	88,116	48.600	90,519	11
12	139	Francesco Vidrih	Volano	GPRACING	G.P. Racing srl	12	9:59.420	8.563	88,069	48.873	90,013	12
13	144	Belina David	Stara Voda	Birel	VM Motor Racing Team	12	10:00.033	9.176	87,979	48.731	90,275	13
14	135	Josef Konopka	Lucenec	MSKart	K-Kart Racing Team	12	10:01.207	10.350	87,807	48.816	90,118	14
15	140	Florian Hauthaler	Eugendorf	Taifun	Taifun Factory Racing	12	10:02.206	11.349	87,662	48.957	89,858	15
16	107	Patrick Loidl	Pischelsdorf	PCR	Kartshop Ampfing/	12	10:03.961	13.104	87,407	49.020	89,743	16
17	142	Torsten Kostbade	Waldkraiburg	PCR	Kartshop Ampfing	12	10:04.866	14.009	87,276	49.157	89,493	17
18	124	Walter Eder	Mainburg	Tonykart	KSW-Racing Team	12	10:05.228	14.371	87,224	49.117	89,566	18
19	132	Alessio Rovera	Langen	BRM	BRM Racing	12	10:05.631	14.774	87,166	49.193	89,427	19
20	29	Thomas Schumacher	Nauroth	Tonykart	Schumacher Motorsport	12	10:06.839	15.982	86,992	48.636	90,450	20
21	141	Michal Jilek	Czech Republic	Birel	ANOMA Motorsport	12	10:08.486	17.629	86,757	49.221	89,376	21
22	27	Maximilian Treffer	Karlsfeld			12	10:08.799	17.942	86,712	49.243	89,337	22
23	146	Alex Nitz	Feldthurns	PCR		12	10:11.921	21.064	86,270	49.635	88,631	23
DNF	136	Stefan Rameseder	Linz	Tonykart	KSW-Racing Team		3.230	DNF	-	-	-	24

Bemerkungen

Ergebnis vorbehaltlich technischer Nachuntersuchung.

Gestartet:24 Gewertet:24 Nicht Gewertet:0

Vorsprung	Ø km/h	Beste Rundenzeit	km/h	Beste Runde von
2.270	89,345	48.334	91,017	101 - Jan Midrła

Zeitnahmekommissar & Auswertung: Björn Möser

Orbits

Renndirektor: Reinhard Tropp Rennsekretär: Marcel Fuchsberger

Aushang: Uhr Reg.-Nr.:121/2012

www.mylaps.com

Unterschrift RL: Unterschrift ZK:

Lizensiert für Camp Company GmbH

DMV Kart Championship

KZ2 Open

Wackersdorf 1,222 Km

Rennen 10 Heat 3 B-C

20.05.2012 14:00

Rennen (12 Runden) gestartet um 14:03:09

Runde	Rundenzeit	Diff.	Tageszeit
(101) Jan Midrła			
1	52.689	+4.355	14:04:01.796
2	50.373	+2.039	14:04:52.169
3	50.036	+1.702	14:05:42.205
4	48.978	+0.644	14:06:31.183
5	48.697	+0.363	14:07:19.880
6	48.601	+0.267	14:08:08.481
7	48.540	+0.206	14:08:57.021
8	48.685	+0.351	14:09:45.706
9	48.334		14:10:34.040
10	48.484	+0.150	14:11:22.524
11	48.516	+0.182	14:12:11.040
12	48.835	+0.501	14:12:59.875

Runde	Rundenzeit	Diff.	Tageszeit
(116) Luca Bagattino			
1	52.968	+4.476	14:04:02.373
2	50.396	+1.904	14:04:52.769
3	50.304	+1.812	14:05:43.073
4	48.850	+0.358	14:06:31.923
5	48.654	+0.162	14:07:20.577
6	48.832	+0.340	14:08:09.409
7	48.663	+0.171	14:08:58.072
8	48.725	+0.233	14:09:46.797
9	48.492		14:10:35.289
10	48.963	+0.471	14:11:24.252
11	48.734	+0.242	14:12:12.986
12	49.159	+0.667	14:13:02.145

Runde	Rundenzeit	Diff.	Tageszeit
(128) Marcel Müller			
1	52.842	+4.254	14:04:01.860
2	50.398	+1.810	14:04:52.258
3	49.615	+1.027	14:05:41.873
4	49.085	+0.497	14:06:30.958
5	48.668	+0.080	14:07:19.626
6	48.676	+0.088	14:08:08.302
7	48.588		14:08:56.890
8	49.266	+0.678	14:09:46.156
9	48.768	+0.180	14:10:34.924
10	48.873	+0.285	14:11:23.797
11	49.011	+0.423	14:12:12.808
12	49.602	+1.014	14:13:02.410

Runde	Rundenzeit	Diff.	Tageszeit
(104) Alexander Schmitz			
1	52.596	+4.119	14:04:01.956
2	50.463	+1.986	14:04:52.419
3	50.220	+1.743	14:05:42.639
4	48.954	+0.477	14:06:31.593
5	48.794	+0.317	14:07:20.387
6	48.745	+0.268	14:08:09.132
7	48.477		14:08:57.609
8	48.768	+0.291	14:09:46.377
9	48.717	+0.240	14:10:35.094
10	49.424	+0.947	14:11:24.518
11	48.727	+0.250	14:12:13.245
12	49.370	+0.893	14:13:02.615

Runde	Rundenzeit	Diff.	Tageszeit
(109) Michael Mrosek			
1	53.744	+5.268	14:04:03.296
2	50.255	+1.779	14:04:53.551
3	49.761	+1.285	14:05:43.312
4	49.028	+0.552	14:06:32.340
5	48.681	+0.205	14:07:21.021
6	48.781	+0.305	14:08:09.802
7	48.623	+0.147	14:08:58.425
8	48.712	+0.236	14:09:47.137

Runde	Rundenzeit	Diff.	Tageszeit
9	48.476		14:10:35.613
10	49.286	+0.810	14:11:24.899
11	48.728	+0.252	14:12:13.627
12	49.320	+0.844	14:13:02.947

Runde	Rundenzeit	Diff.	Tageszeit
(112) Stefan Riener			
1	53.549	+4.831	14:04:03.504
2	50.251	+1.533	14:04:53.755
3	49.774	+1.056	14:05:43.529
4	49.087	+0.369	14:06:32.616
5	48.902	+0.184	14:07:21.518
6	48.814	+0.096	14:08:10.332
7	48.830	+0.112	14:08:59.162
8	48.771	+0.053	14:09:47.933
9	48.855	+0.137	14:10:36.788
10	48.718		14:11:25.506
11	48.726	+0.008	14:12:14.232
12	48.946	+0.228	14:13:03.178

Runde	Rundenzeit	Diff.	Tageszeit
(22) Manuel Huber			
1	53.510	+4.672	14:04:04.105
2	50.098	+1.260	14:04:54.203
3	49.648	+0.810	14:05:43.851
4	49.220	+0.382	14:06:33.071
5	48.938	+0.100	14:07:22.009
6	48.910	+0.072	14:08:10.919
7	49.031	+0.193	14:08:59.950
8	49.001	+0.163	14:09:48.951
9	48.888	+0.050	14:10:37.839
10	48.838		14:11:26.677
11	49.051	+0.213	14:12:15.728
12	48.851	+0.013	14:13:04.579

Runde	Rundenzeit	Diff.	Tageszeit
(126) Menno Paauwe			
1	54.470	+5.787	14:04:05.060
2	50.038	+1.355	14:04:55.098
3	49.799	+1.116	14:05:44.897
4	48.999	+0.316	14:06:33.896
5	49.009	+0.326	14:07:22.905
6	48.858	+0.175	14:08:11.763
7	48.924	+0.241	14:09:00.687
8	48.683		14:09:49.370
9	48.697	+0.014	14:10:38.067
10	49.024	+0.341	14:11:27.091
11	48.850	+0.167	14:12:15.941
12	48.842	+0.159	14:13:04.783

Runde	Rundenzeit	Diff.	Tageszeit
(145) Roman Krist			
1	54.036	+5.328	14:04:03.956
2	50.928	+2.220	14:04:54.884
3	50.256	+1.548	14:05:45.140
4	49.154	+0.446	14:06:34.294
5	48.862	+0.154	14:07:23.156
6	49.034	+0.326	14:08:12.190
7	48.999	+0.291	14:09:01.189
8	48.946	+0.238	14:09:50.135
9	48.813	+0.105	14:10:38.948
10	48.708		14:11:27.656
11	48.975	+0.267	14:12:16.631
12	49.134	+0.426	14:13:05.765

Runde	Rundenzeit	Diff.	Tageszeit
(125) Rene Oswald			
1	56.750	+8.271	14:04:06.581
2	50.892	+2.413	14:04:57.473
3	49.612	+1.133	14:05:47.085
4	49.258	+0.779	14:06:36.343

Runde	Rundenzeit	Diff.	Tageszeit
5	49.135	+0.656	14:07:25.478
6	49.082	+0.603	14:08:14.560
7	48.616	+0.137	14:09:03.176
8	48.529	+0.050	14:09:51.705
9	48.538	+0.059	14:10:40.243
10	48.481	+0.002	14:11:28.724
11	48.479		14:12:17.203
12	48.853	+0.374	14:13:06.056

Runde	Rundenzeit	Diff.	Tageszeit
(108) Phillip Orcic			
1	56.552	+7.952	14:04:06.695
2	50.867	+2.267	14:04:57.562
3	50.267	+1.667	14:05:47.829
4	49.030	+0.430	14:06:36.859
5	48.961	+0.361	14:07:25.820
6	49.275	+0.675	14:08:15.095
7	48.600		14:09:03.695
8	48.988	+0.388	14:09:52.683
9	48.899	+0.299	14:10:41.582
10	48.629	+0.029	14:11:30.211
11	48.786	+0.186	14:12:18.997
12	49.122	+0.522	14:13:08.119

Runde	Rundenzeit	Diff.	Tageszeit
(139) Francesco Vidrih			
1	55.740	+6.867	14:04:06.020
2	50.573	+1.700	14:04:56.593
3	49.786	+0.913	14:05:46.379
4	49.024	+0.151	14:06:35.403
5	49.018	+0.145	14:07:24.421
6	49.156	+0.283	14:08:13.577
7	48.873		14:09:02.450
8	48.965	+0.092	14:09:51.415
9	49.399	+0.526	14:10:40.814
10	49.010	+0.137	14:11:29.824
11	49.004	+0.131	14:12:18.828
12	49.610	+0.737	14:13:08.438

Runde	Rundenzeit	Diff.	Tageszeit
(144) Belina David			
1	55.065	+6.334	14:04:05.609
2	50.881	+2.150	14:04:56.490
3	50.285	+1.554	14:05:46.775
4	49.276	+0.545	14:06:36.051
5	49.273	+0.542	14:07:25.324
6	50.103	+1.372	14:08:15.427
7	48.839	+0.108	14:09:04.266
8	48.772	+0.041	14:09:53.038
9	48.731		14:10:41.769
10	48.750	+0.019	14:11:30.519
11	48.779	+0.048	14:12:19.298
12	49.753	+1.022	14:13:09.051

Runde	Rundenzeit	Diff.	Tageszeit
(135) Josef Konopka			
1	55.715	+6.899	14:04:06.261
2	50.626	+1.810	14:04:56.887
3	50.933	+2.117	14:05:47.820
4	49.450	+0.634	14:06:37.270
5	50.010	+1.194	14:07:27.280
6	49.339	+0.523	14:08:16.619
7	49.154	+0.338	14:09:05.773
8	48.902	+0.086	14:09:54.675
9	48.898	+0.082	14:10:43.573
10	48.918	+0.102	14:11:32.491
11	48.816		14:12:21.307
12	48.918	+0.102	14:13:10.225

Runde	Rundenzeit	Diff.	Tageszeit
(140) Florian Hauthaler			

Zeitnahmekommissar & Auswertung: Björn Möser

Orbits

Renndirektor: Reinhard Tropp Rennsekretär: Marcel Fuchsberger

Aushang: Uhr Reg.-Nr.: 121/2012

Unterschrift RL: Unterschrift ZK:

www.mylaps.com

Lizenziert für Camp Company GmbH

DMV Kart Championship

KZ2 Open

Wackersdorf 1,222 Km

Rennen 10 Heat 3 B-C

20.05.2012 14:00

Rennen (12 Runden) gestartet um 14:03:09

Runde	Rundenzeit	Diff.	Tageszeit
1	55.234	+6.277	14:04:06.060
2	50.691	+1.734	14:04:56.751
3	51.928	+2.971	14:05:48.679
4	49.516	+0.559	14:06:38.195
5	49.300	+0.343	14:07:27.495
6	49.543	+0.586	14:08:17.038
7	49.163	+0.206	14:09:06.201
8	48.957		14:09:55.158
9	49.038	+0.081	14:10:44.196
10	48.994	+0.037	14:11:33.190
11	48.983	+0.026	14:12:22.173
12	49.051	+0.094	14:13:11.224

(107) Patrick Loidl

1	54.580	+5.560	14:04:05.373
2	50.942	+1.922	14:04:56.315
3	49.893	+0.873	14:05:46.208
4	50.074	+1.054	14:06:36.282
5	50.885	+1.865	14:07:27.167
6	49.359	+0.339	14:08:16.526
7	49.526	+0.506	14:09:06.052
8	49.576	+0.556	14:09:55.628
9	49.174	+0.154	14:10:44.802
10	49.020		14:11:33.822
11	49.103	+0.083	14:12:22.925
12	50.054	+1.034	14:13:12.979

(142) Torsten Kostbade

1	55.701	+6.544	14:04:07.033
2	51.269	+2.112	14:04:58.302
3	51.046	+1.889	14:05:49.348
4	49.790	+0.633	14:06:39.138
5	49.409	+0.252	14:07:28.547
6	49.376	+0.219	14:08:17.923
7	49.274	+0.117	14:09:07.197
8	49.224	+0.067	14:09:56.421
9	49.157		14:10:45.578
10	49.235	+0.078	14:11:34.813
11	49.740	+0.583	14:12:24.553
12	49.331	+0.174	14:13:13.884

(124) Walter Eder

1	55.825	+6.708	14:04:07.144
2	51.255	+2.138	14:04:58.399
3	50.570	+1.453	14:05:48.969
4	49.872	+0.755	14:06:38.841
5	49.395	+0.278	14:07:28.236
6	49.390	+0.273	14:08:17.626
7	49.175	+0.058	14:09:06.801
8	49.397	+0.280	14:09:56.198
9	49.117		14:10:45.315
10	49.166	+0.049	14:11:34.481
11	50.391	+1.274	14:12:24.872
12	49.374	+0.257	14:13:14.246

(132) Alessio Rovera

1	56.632	+7.439	14:04:07.781
2	50.760	+1.567	14:04:58.541
3	50.970	+1.777	14:05:49.511
4	50.109	+0.916	14:06:39.620
5	49.358	+0.165	14:07:28.978
6	49.317	+0.124	14:08:18.295
7	49.257	+0.064	14:09:07.552
8	49.193		14:09:56.745
9	49.218	+0.025	14:10:45.963
10	49.193		14:11:35.156

Runde	Rundenzeit	Diff.	Tageszeit
11	49.953	+0.760	14:12:25.109
12	49.540	+0.347	14:13:14.649

(29) Thomas Schumacher

1	48.636		14:04:09.853
2	50.468	+1.831	14:05:00.321
3	50.163	+1.526	14:05:50.484
4	49.568	+0.931	14:06:40.052
5	49.498	+0.861	14:07:29.550
6	49.495	+0.858	14:08:19.045
7	49.418	+0.781	14:09:08.463
8	49.567	+0.930	14:09:58.030
9	49.612	+0.975	14:10:47.642
10	49.370	+0.733	14:11:37.012
11	49.413	+0.776	14:12:26.425
12	49.432	+0.795	14:13:15.857

(141) Michal Jilek

1	56.886	+7.665	14:04:08.507
2	51.909	+2.688	14:05:00.416
3	51.352	+2.131	14:05:51.768
4	49.715	+0.494	14:06:41.483
5	49.583	+0.362	14:07:31.066
6	49.577	+0.356	14:08:20.643
7	49.549	+0.328	14:09:10.192
8	49.403	+0.182	14:09:59.595
9	49.661	+0.440	14:10:49.256
10	49.221		14:11:38.477
11	49.421	+0.200	14:12:27.898
12	49.606	+0.385	14:13:17.504

(27) Maximilian Treffer

1	56.765	+7.522	14:04:08.435
2	52.179	+2.936	14:05:00.614
3	51.605	+2.362	14:05:52.219
4	49.584	+0.341	14:06:41.803
5	49.578	+0.335	14:07:31.381
6	50.333	+1.090	14:08:21.714
7	49.387	+0.144	14:09:11.101
8	49.355	+0.112	14:10:00.456
9	49.407	+0.164	14:10:49.863
10	49.292	+0.049	14:11:39.155
11	49.243		14:12:28.398
12	49.419	+0.176	14:13:17.817

(146) Alex Nitz

1	56.713	+7.078	14:04:08.238
2	51.737	+2.102	14:04:59.975
3	50.797	+1.162	14:05:50.772
4	50.040	+0.405	14:06:40.812
5	50.112	+0.477	14:07:30.924
6	50.885	+1.250	14:08:21.809
7	50.069	+0.434	14:09:11.878
8	49.860	+0.225	14:10:01.738
9	50.140	+0.505	14:10:51.878
10	49.635		14:11:41.513
11	49.676	+0.041	14:12:31.189
12	49.750	+0.115	14:13:20.939

Zeitnahmekommissar & Auswertung: Björn Möser

Orbits

Rennleiter: Reinhard Tropp Rennsekretär: Marcel Fuchsberger

Aushang: Uhr Reg.-Nr.: 121/2012

Unterschrift RL: Unterschrift ZK:

www.mylaps.com

Lizenziert für Camp Company GmbH



DMV Kart Championship

KZ2 Open

Wackersdorf 1,222 Km

Ranking after Heats

Pos.	Nr.	Name	Fabrikat	Bewerber/ Sponsor	R1.	R2.	R3.	Gesamtpunktzahl
1	101	Jan Midrła	Birel	JOKA Kartteam	1	--	1	2
2	1	Michele Di Martino	Energy	JEDI Racing	2	1	--	3
3	123	Arjan Kievitsbosch	RKkart		4	2	--	6
4	104	Alexander Schmitz	Praga	M-Tec Praga Racing Team	3	--	4	7
5	130	Alberto Cavalieri	BRM	BRM Racing	5	3	--	8
6	116	Luca Bagattino	GPRACING	GP Racing srl	--	6	2	8
7	134	Ricardo Romkema	Energy	Ricardo Romkema	6	4	--	10
8	109	Michael Mrosek	Tonykart	Team AK Racing	--	5	5	10
9	112	Stefan Riener	DR	DR Germany	--	10	6	16
10	125	Rene Oswald	Tonykart	KSW-Racing Team	7	--	10	17
11	108	Phillip Orcic	CRG	CRG Holland	9	--	11	20
12	135	Josef Konopka	MSKart	K-Kart Racing Team	--	7	14	21
13	133	Leonid Panfilov	BRM	BRM Racing	14	8	--	22
14	144	Belina David	Birel	VM Motor Racing Team	--	9	13	22
15	22	Manuel Huber	DR	DR Germany	15	--	7	22
16	106	Seppi Sedlmair	Birel	Solgat Motorsport	10	12	--	22
17	145	Roman Krist	Interpid	VM Motor Racing Team	--	14	9	23
18	128	Marcel Müller	CRG	Peter Müller	--	22	3	25
19	139	Francesco Vidrih	GPRACING	G.P. Racing srl	13	--	12	25
20	148	Michael Bo Andersen	GPRacing	GP Racing	12	13	--	25
21	107	Patrick Loidl	PCR	Kartshop Ampfing/	11	--	16	27
22	18	Toni Greif	Mach1	Mach1 Motorsport	8	21	--	29
23	31	Christian Eisenbeis	CRG	Team Neu Racing	16	15	--	31
24	126	Menno Paauwe	Birel	Paauper Kart Racing	24	--	8	32
25	111	Jakub Glowacki	Birel	WTR Racing Team	23	11	--	34
26	25	Maximilian Klos	DR	DR Germany	18	16	--	34
27	140	Florian Hauthaler	Taifun	Taifun Factory Racing	--	20	15	35
28	124	Walter Eder	Tonykart	KSW-Racing Team	19	--	18	37
29	29	Thomas Schumacher	Tonykart	Schumacher Motorsport	17	--	20	37
30	141	Michal Jilek	Birel	ANOMA Motorsport	--	17	21	38
31	142	Torsten Kostbade	PCR	Kartshop Ampfing	22	--	17	39
32	131	Andres Ferraz-Leite	Tonykart	WST-Motorsport	20	19	--	39
33	132	Alessio Rovera	BRM	BRM Racing	--	23	19	42
34	136	Stefan Rameseder	Tonykart	KSW-Racing Team	--	18	24	42
35	146	Alex Nitz	PCR		21	--	23	44
36	27	Maximilian Treffer			--	25	22	47

Ergebnis vorbehaltlich technischer Nachuntersuchung.

Zeitnahmekommissar & Auswertung: Björn Möser

Orbits

Renndirektor: Reinhard Tropp Rennsekretär: Marcel Fuchsberger

Aushang: Uhr Reg.-Nr.:121/2012

www.mylaps.com

Unterschrift RL: Unterschrift ZK:

Lizenziert für Camp Company GmbH

Gedruckt: 20.05.2012 14:19:10

DMV Kart Championship

KZ2 Open


Wackersdorf 1,222 Km

Startaufstellung Rennen 18 Finale

20.05.2012 17:10

Rennen

14	140 Florian Hauthaler 27	124 Walter Eder 28
13	111 Jakob Glowacki 25	25 Maximilian Klos 26
12	31 Christian Eisenbeis 23	126 Menno Paauwe 24
11	107 Patrick Loidl 21	18 Toni Greif 22
10	139 Francesco Vidrih 19	148 Michael Bo Andersen 20
9	145 Roman Krist 17	128 Marcel Müller 18
8	22 Manuel Huber 15	106 Seppi Sedlmair 16
7	133 Leonid Panfilov 13	144 Belina David 14
6	108 Phillip Orcic 11	135 Josef Konopka 12
5	112 Stefan Riener 9	125 Rene Oswald 10
4	134 Ricardo Romkema 7	109 Michael Mrosek 8
3	130 Alberto Cavalieri 5	116 Luca Bagattino 6
2	123 Arjan Kievitsbosch 3	104 Alexander Schmitz 4
1	101 Jan Midrla 1 POLE POSITION	1 Michele Di Martino 2



DMV Kart Championship

KZ2 Open

Wackersdorf 1,222 Km

Startaufstellung Rennen 18 Finale

20.05.2012 17:10

Rennen

17

132 Alessio Rovera

33

16

142 Torsten Kostbade

31

15

29 Thomas Schumacher

29

136 Stefan Rameseder

34

131 Andres Ferraz-Leite

32

141 Michal Jilek

30



DMV Kart Championship

KZ2 Open

Wackersdorf 1,222 Km

Rennen 18 Finale

20.05.2012 17:10

Rennen (15 Runden) gestartet um 17:12:58

Pos.	Nr.	Name	Wohnort	Fabrikat	Bewerber/ Sponsor	Rnd.	Gesamtzeit	Diff.	Ø km/h	Beste Zeit	km/h	Pkt.
1	123	Arjan Kievitsbosch	Broekland	RKkart		15	12:15.513		89,717	48.478	90,746	0
2	101	Jan Midrła	Opava	Birel	JOKA Kartteam	15	12:15.851	0.338	89,676	48.265	91,147	0
3	1	Michele Di Martino	Eitorf	Energy	JEDI Racing	15	12:16.571	1.058	89,588	48.482	90,739	0
4	134	Ricardo Romkema	Leeuwarden Nederland	Energy	Ricardo Romkema	15	12:18.366	2.853	89,370	48.568	90,578	0
5	125	Rene Oswald	Stainz	Tonykart	KSW-Racing Team	15	12:18.532	3.019	89,350	48.450	90,799	0
6	130	Alberto Cavalieri	Langen	BRM	BRM Racing	15	12:18.880	3.367	89,308	48.422	90,851	0
7	104	Alexander Schmitz	Wesel	Praga	M-Tec Praga Racing Team	15	12:19.730	4.217	89,206	48.458	90,784	0
8	144	Belina David	Stara Voda	Birel	VM Motor Racing Team	15	12:22.451	6.938	88,879	48.599	90,520	0
9	116	Luca Bagattino	Garlasco	GPRACING	GP Racing srl	15	12:23.304	7.791	88,777	48.538	90,634	0
10	128	Marcel Müller	Bad St. Leonhard	CRG	Peter Müller	15	12:25.163	9.650	88,555	48.318	91,047	0
11	112	Stefan Riener	Micheldorf	DR	DR Germany	15	12:26.169	10.656	88,436	48.911	89,943	0
12	108	Phillip Orcic	Richmond Bc Canada	CRG	CRG Holland	15	12:26.580	11.067	88,387	48.719	90,297	0
13	18	Toni Greif	Bad Mergentheim	Mach1	Mach1 Motorsport	15	12:27.605	12.092	88,266	48.488	90,728	0
14	106	Seppi Sedlmair	Garching	Birel	Solgat Motorsport	15	12:30.845	15.332	87,885	48.888	89,985	0
15	145	Roman Krist	Stara Voda	Interpid	VM Motor Racing Team	15	12:31.083	15.570	87,857	48.762	90,218	0
16	111	Jakub Glowacki	Poland	Birel	WTR Racing Team	15	12:31.742	16.229	87,780	48.824	90,103	0
17	22	Manuel Huber	Losheim Am See	DR	DR Germany	15	12:31.830	16.317	87,770	48.881	89,998	0
18	135	Josef Konopka	Lucenec	MSKart	K-Kart Racing Team	15	12:32.014	16.501	87,748	48.683	90,364	0
19	126	Menno Paauwe	Kapelle	Birel	Paauper Kart Racing	15	12:32.173	16.660	87,730	48.712	90,310	0
20	148	Michael Bo Andersen	Taastrup	GPRacing	GP Racing	15	12:34.104	18.591	87,505	49.251	89,322	0
21	140	Florian Hauthaler	Eugendorf	Taifun	Taifun Factory Racing	15	12:34.828	19.315	87,421	48.999	89,781	0
22	132	Alessio Rovera	Langen	BRM	BRM Racing	15	12:35.326	19.813	87,364	48.750	90,240	0
23	107	Patrick Loidl	Pischelsdorf	PCR	Kartshop Ampfing/	15	12:37.549	22.036	87,107	48.975	89,825	0
24	124	Walter Eder	Mainburg	Tonykart	KSW-Racing Team	15	12:39.538	24.025	86,879	49.298	89,237	0
25	29	Thomas Schumacher	Nauroth	Tonykart	Schumacher Motorsport	15	12:41.623	26.110	86,641	49.433	88,993	0
26	25	Maximilian Klos	Ottweiler	DR	DR Germany	15	12:42.427	26.914	86,550	49.433	88,993	0
27	141	Michal Jilek	Czech Republic	Birel	ANOMA Motorsport	15	12:43.596	28.083	86,417	49.305	89,224	0
28	131	Andres Ferraz-Leite	Dingolfing	Tonykart	WST-Motorsport	15	12:53.637	38.124	85,296	49.848	88,252	0
29	31	Christian Eisenbeis	Neunkirchen	CRG	Team Neu Racing	15	13:05.589	50.076	83,998	49.362	89,121	0
DNF	133	Leonid Panfilov	Langen	BRM	BRM Racing	14	11:41.388	DNF	87,810	48.939	89,891	0
DNF	109	Michael Mrosek	Hirschau	Tonykart	Team AK Racing	11	9:11.373	DNF	87,765	48.597	90,524	0
DNF	136	Stefan Rameseder	Linz	Tonykart	KSW-Racing Team	7	6:03.595	DNF	84,694	49.672	88,565	0
DNF	142	Torsten Kostbade	Waldkraiburg	PCR	Kartshop Ampfing	7	6:03.778	DNF	84,652	49.532	88,815	0
DNF	139	Francesco Vidrih	Volano	GPRACING	G.P. Racing srl	4	3:30.878	DNF	83,445	50.522	87,075	0

Bemerkungen

Ergebnis vorbehaltlich technischer Nachuntersuchung.

Gestartet:34 Gewertet:34 Nicht Gewertet:0

Vorsprung	Ø km/h	Beste Rundenzeit	km/h	Beste Runde von
0.338	89,717	48.265	91,147	101 - Jan Midrła

Zeitnahmekommissar & Auswertung: Björn Möser

Orbits

Renndirektor: Reinhard Tropp Rennsekretär: Marcel Fuchsberger

Aushang: Uhr Reg.-Nr.:121/2012

www.mylaps.com

Unterschrift RL: Unterschrift ZK:

Lizensiert für Camp Company GmbH

DMV Kart Championship

KZ2 Open

Wackersdorf 1,222 Km

Rennen 18 Finale

20.05.2012 17:10

Rennen (15 Runden) gestartet um 17:12:58

Runde	Rundenzeit	Diff.	Tageszeit
(123) Arjan Kievitsbosch			
1	52.249	+3.771	17:13:51.074
2	49.791	+1.313	17:14:40.865
3	49.653	+1.175	17:15:30.518
4	49.159	+0.681	17:16:19.677
5	48.764	+0.286	17:17:08.441
6	48.576	+0.098	17:17:57.017
7	48.551	+0.073	17:18:45.568
8	48.546	+0.068	17:19:34.114
9	48.701	+0.223	17:20:22.815
10	48.541	+0.063	17:21:11.356
11	48.507	+0.029	17:21:59.863
12	48.478		17:22:48.341
13	48.537	+0.059	17:23:36.878
14	48.587	+0.109	17:24:25.465
15	48.625	+0.147	17:25:14.090

(101) Jan Midrila			
1	52.529	+4.264	17:13:51.134
2	50.065	+1.800	17:14:41.199
3	50.276	+2.011	17:15:31.475
4	48.968	+0.703	17:16:20.443
5	49.523	+1.258	17:17:09.966
6	48.548	+0.283	17:17:58.514
7	48.550	+0.285	17:18:47.064
8	48.517	+0.252	17:19:35.581
9	48.522	+0.257	17:20:24.103
10	48.368	+0.103	17:21:12.471
11	48.295	+0.030	17:22:00.766
12	48.265		17:22:49.031
13	48.759	+0.494	17:23:37.790
14	48.297	+0.032	17:24:26.087
15	48.341	+0.076	17:25:14.428

(1) Michele Di Martino			
1	52.681	+4.199	17:13:51.258
2	50.081	+1.599	17:14:41.339
3	49.601	+1.119	17:15:30.940
4	48.911	+0.429	17:16:19.851
5	48.932	+0.450	17:17:08.783
6	48.602	+0.120	17:17:57.385
7	48.562	+0.080	17:18:45.947
8	48.565	+0.083	17:19:34.512
9	48.671	+0.189	17:20:23.183
10	48.559	+0.077	17:21:11.742
11	48.596	+0.114	17:22:00.338
12	48.553	+0.071	17:22:48.891
13	49.125	+0.643	17:23:38.016
14	48.482		17:24:26.498
15	48.650	+0.168	17:25:15.148

(134) Ricardo Romkema			
1	52.171	+3.603	17:13:51.803
2	50.008	+1.440	17:14:41.811
3	49.830	+1.262	17:15:31.641
4	49.028	+0.460	17:16:20.669
5	49.075	+0.507	17:17:09.744
6	48.601	+0.033	17:17:58.345
7	48.586	+0.018	17:18:46.931
8	49.113	+0.545	17:19:36.044
9	48.702	+0.134	17:20:24.746
10	48.751	+0.183	17:21:13.497
11	48.700	+0.132	17:22:02.197
12	48.568		17:22:50.765
13	48.689	+0.121	17:23:39.454

14	48.787	+0.219	17:24:28.241
15	48.702	+0.134	17:25:16.943

(125) Rene Oswald			
1	52.849	+4.399	17:13:52.584
2	50.388	+1.938	17:14:42.972
3	49.893	+1.443	17:15:32.865
4	49.593	+1.143	17:16:22.458
5	48.576	+0.126	17:17:11.034
6	48.603	+0.153	17:17:59.637
7	48.541	+0.091	17:18:48.178
8	48.516	+0.066	17:19:36.694
9	49.059	+0.609	17:20:25.753
10	48.703	+0.253	17:21:14.456
11	48.688	+0.238	17:22:03.144
12	48.450		17:22:51.594
13	48.487	+0.037	17:23:40.081
14	48.538	+0.088	17:24:28.619
15	48.490	+0.040	17:25:17.109

(130) Alberto Cavalieri			
1	52.593	+4.171	17:13:51.952
2	50.660	+2.238	17:14:42.612
3	50.060	+1.638	17:15:32.672
4	49.500	+1.078	17:16:22.172
5	48.668	+0.246	17:17:10.840
6	48.524	+0.102	17:17:59.364
7	48.572	+0.150	17:18:47.936
8	48.422		17:19:36.358
9	49.619	+1.197	17:20:25.977
10	48.702	+0.280	17:21:14.679
11	48.845	+0.423	17:22:03.524
12	48.476	+0.054	17:22:52.000
13	48.436	+0.014	17:23:40.436
14	48.426	+0.004	17:24:28.862
15	48.595	+0.173	17:25:17.457

(104) Alexander Schmitz			
1	52.349	+3.891	17:13:51.427
2	50.631	+2.173	17:14:42.058
3	49.705	+1.247	17:15:31.763
4	49.125	+0.667	17:16:20.888
5	49.194	+0.736	17:17:10.082
6	48.625	+0.167	17:17:58.707
7	48.631	+0.173	17:18:47.338
8	48.778	+0.320	17:19:36.116
9	49.263	+0.805	17:20:25.379
10	49.134	+0.676	17:21:14.513
11	49.466	+1.008	17:22:03.979
12	48.568	+0.110	17:22:52.547
13	48.458		17:23:41.005
14	48.683	+0.225	17:24:29.688
15	48.619	+0.161	17:25:18.307

(144) Belina David			
1	53.269	+4.670	17:13:53.384
2	49.874	+1.275	17:14:43.258
3	50.459	+1.860	17:15:33.717
4	50.162	+1.563	17:16:23.879
5	49.460	+0.861	17:17:13.339
6	48.850	+0.251	17:18:02.189
7	48.623	+0.024	17:18:50.812
8	48.695	+0.096	17:19:39.507
9	48.720	+0.121	17:20:28.227
10	48.963	+0.364	17:21:17.190
11	48.661	+0.062	17:22:05.851

12	48.630	+0.031	17:22:54.481
13	48.599		17:23:43.080
14	48.819	+0.220	17:24:31.899
15	49.129	+0.530	17:25:21.028

(116) Luca Bagattino			
1	52.959	+4.421	17:13:52.432
2	50.341	+1.803	17:14:42.773
3	50.803	+2.265	17:15:33.576
4	50.637	+2.099	17:16:24.213
5	50.402	+1.864	17:17:14.615
6	48.961	+0.423	17:18:03.576
7	48.986	+0.448	17:18:52.562
8	48.719	+0.181	17:19:41.281
9	48.998	+0.460	17:20:30.279
10	48.655	+0.117	17:21:18.934
11	48.567	+0.029	17:22:07.501
12	48.566	+0.028	17:22:56.067
13	48.538		17:23:44.605
14	48.680	+0.142	17:24:33.285
15	48.596	+0.058	17:25:21.881

(128) Marcel Müller			
1	56.715	+8.397	17:13:57.340
2	50.404	+2.086	17:14:47.744
3	50.082	+1.764	17:15:37.826
4	49.417	+1.099	17:16:27.243
5	48.631	+0.313	17:17:15.874
6	49.097	+0.779	17:18:04.971
7	48.607	+0.289	17:18:53.578
8	49.231	+0.913	17:19:42.809
9	48.530	+0.212	17:20:31.339
10	49.532	+1.214	17:21:20.871
11	48.773	+0.455	17:22:09.644
12	48.629	+0.311	17:22:58.273
13	48.629	+0.311	17:23:46.902
14	48.318		17:24:35.220
15	48.520	+0.202	17:25:23.740

(112) Stefan Riener			
1	53.217	+4.306	17:13:52.961
2	50.242	+1.331	17:14:43.203
3	50.811	+1.900	17:15:34.014
4	49.742	+0.831	17:16:23.756
5	49.998	+1.087	17:17:13.754
6	49.033	+0.122	17:18:02.787
7	49.070	+0.159	17:18:51.857
8	48.996	+0.085	17:19:40.853
9	49.253	+0.342	17:20:30.106
10	49.341	+0.430	17:21:19.447
11	48.911		17:22:08.358
12	49.032	+0.121	17:22:57.390
13	49.017	+0.106	17:23:46.407
14	49.298	+0.387	17:24:35.705
15	49.041	+0.130	17:25:24.746

(108) Phillip Orcic			
1	54.120	+5.401	17:13:54.423
2	50.391	+1.672	17:14:44.814
3	49.674	+0.955	17:15:34.488
4	50.119	+1.400	17:16:24.607
5	49.828	+1.109	17:17:14.435
6	48.886	+0.167	17:18:03.321
7	48.808	+0.089	17:18:52.129
8	49.176	+0.457	17:19:41.305
9	49.588	+0.869	17:20:30.893

DMV Kart Championship

KZ2 Open

Wackersdorf 1,222 Km

Rennen 18 Finale

20.05.2012 17:10

Rennen (15 Runden) gestartet um 17:12:58

Runde	Rundenzeit	Diff.	Tageszeit
10	49.454	+0.735	17:21:20.347
11	48.815	+0.096	17:22:09.162
12	48.980	+0.261	17:22:58.142
13	49.382	+0.663	17:23:47.524
14	48.914	+0.195	17:24:36.438
15	48.719		17:25:25.157

(18) Toni Greif

1	54.735	+6.247	17:13:55.664
2	51.121	+2.633	17:14:46.785
3	50.117	+1.629	17:15:36.902
4	49.408	+0.920	17:16:26.310
5	49.263	+0.775	17:17:15.573
6	49.826	+1.338	17:18:05.399
7	48.904	+0.416	17:18:54.303
8	49.953	+1.465	17:19:44.256
9	49.087	+0.599	17:20:33.343
10	48.972	+0.484	17:21:22.315
11	48.972	+0.484	17:22:11.287
12	48.541	+0.053	17:22:59.828
13	49.231	+0.743	17:23:49.059
14	48.488		17:24:37.547
15	48.635	+0.147	17:25:26.182

(106) Seppi Sedlmair

1	54.247	+5.359	17:13:54.656
2	50.537	+1.649	17:14:45.193
3	49.534	+0.646	17:15:34.727
4	50.049	+1.161	17:16:24.776
5	49.940	+1.052	17:17:14.716
6	49.209	+0.321	17:18:03.925
7	48.888		17:18:52.813
8	48.912	+0.024	17:19:41.725
9	49.232	+0.344	17:20:30.957
10	49.540	+0.652	17:21:20.497
11	49.247	+0.359	17:22:09.744
12	50.102	+1.214	17:22:59.846
13	50.072	+1.184	17:23:49.918
14	50.353	+1.465	17:24:40.271
15	49.151	+0.263	17:25:29.422

(145) Roman Krist

1	55.373	+6.611	17:13:56.018
2	50.928	+2.166	17:14:46.946
3	50.409	+1.647	17:15:37.355
4	49.438	+0.676	17:16:26.793
5	49.324	+0.562	17:17:16.117
6	49.418	+0.656	17:18:05.535
7	49.081	+0.319	17:18:54.616
8	49.437	+0.675	17:19:44.053
9	49.723	+0.961	17:20:33.776
10	49.163	+0.401	17:21:22.939
11	49.560	+0.798	17:22:12.499
12	48.986	+0.224	17:23:01.485
13	48.762		17:23:50.247
14	50.355	+1.593	17:24:40.602
15	49.058	+0.296	17:25:29.660

(111) Jakob Glowacki

1	55.414	+6.590	17:13:56.844
2	52.133	+3.309	17:14:48.977
3	49.402	+0.578	17:15:38.379
4	49.874	+1.050	17:16:28.253
5	49.187	+0.363	17:17:17.440
6	49.282	+0.458	17:18:06.722
7	48.941	+0.117	17:18:55.663

Runde	Rundenzeit	Diff.	Tageszeit
8	48.824		17:19:44.487
9	49.662	+0.838	17:20:34.149
10	49.424	+0.600	17:21:23.573
11	49.147	+0.323	17:22:12.720
12	49.246	+0.422	17:23:01.966
13	48.887	+0.063	17:23:50.853
14	49.616	+0.792	17:24:40.469
15	49.850	+1.026	17:25:30.319

(22) Manuel Huber

1	53.838	+4.957	17:13:54.274
2	51.195	+2.314	17:14:45.469
3	49.890	+1.009	17:15:35.359
4	49.693	+0.812	17:16:25.052
5	49.791	+0.910	17:17:14.843
6	49.369	+0.488	17:18:04.212
7	49.929	+1.048	17:18:54.141
8	49.397	+0.516	17:19:43.538
9	49.973	+1.092	17:20:33.511
10	49.305	+0.424	17:21:22.816
11	49.900	+1.019	17:22:12.716
12	49.617	+0.736	17:23:02.333
13	48.881		17:23:51.214
14	49.640	+0.759	17:24:40.854
15	49.553	+0.672	17:25:30.407

(135) Josef Konopka

1	55.191	+6.508	17:13:55.268
2	52.902	+4.219	17:14:48.170
3	49.834	+1.151	17:15:38.004
4	50.024	+1.341	17:16:28.028
5	49.257	+0.574	17:17:17.285
6	50.088	+1.405	17:18:07.373
7	49.102	+0.419	17:18:56.475
8	48.969	+0.286	17:19:45.444
9	49.226	+0.543	17:20:34.670
10	49.464	+0.781	17:21:24.134
11	49.275	+0.592	17:22:13.409
12	49.328	+0.645	17:23:02.737
13	48.683		17:23:51.420
14	49.609	+0.926	17:24:41.029
15	49.562	+0.879	17:25:30.591

(126) Menno Paauwe

1	56.231	+7.519	17:13:57.206
2	51.494	+2.782	17:14:48.700
3	49.983	+1.271	17:15:38.683
4	49.975	+1.263	17:16:28.658
5	49.023	+0.311	17:17:17.681
6	49.366	+0.654	17:18:07.047
7	49.244	+0.532	17:18:56.291
8	48.712		17:19:45.003
9	49.348	+0.636	17:20:34.351
10	49.624	+0.912	17:21:23.975
11	49.623	+0.911	17:22:13.598
12	49.659	+0.947	17:23:03.257
13	48.830	+0.118	17:23:52.087
14	49.121	+0.409	17:24:41.208
15	49.542	+0.830	17:25:30.750

(148) Michael Bo Andersen

1	55.411	+6.160	17:13:56.331
2	51.057	+1.806	17:14:47.388
3	50.481	+1.230	17:15:37.869
4	50.018	+0.767	17:16:27.887
5	49.251		17:17:17.138

Runde	Rundenzeit	Diff.	Tageszeit
6	49.334	+0.083	17:18:06.472
7	50.101	+0.850	17:18:56.573
8	49.408	+0.157	17:19:45.981
9	49.364	+0.113	17:20:35.345
10	49.488	+0.237	17:21:24.833
11	49.430	+0.179	17:22:14.263
12	49.826	+0.575	17:23:04.089
13	49.357	+0.106	17:23:53.446
14	49.555	+0.304	17:24:43.001
15	49.680	+0.429	17:25:32.681

(140) Florian Hauthaler

1	56.326	+7.327	17:13:57.728
2	52.027	+3.028	17:14:49.755
3	50.500	+1.501	17:15:40.255
4	50.303	+1.304	17:16:30.558
5	49.820	+0.821	17:17:20.378
6	49.549	+0.550	17:18:09.927
7	49.460	+0.461	17:18:59.387
8	49.462	+0.463	17:19:48.849
9	49.194	+0.195	17:20:38.043
10	49.262	+0.263	17:21:27.305
11	49.809	+0.810	17:22:17.114
12	49.136	+0.137	17:23:06.250
13	49.053	+0.054	17:23:55.303
14	48.999		17:24:44.302
15	49.103	+0.104	17:25:33.405

(132) Alessio Rovera

1	56.582	+7.832	17:13:59.066
2	51.825	+3.075	17:14:50.891
3	50.283	+1.533	17:15:41.174
4	49.965	+1.215	17:16:31.139
5	50.443	+1.693	17:17:21.582
6	49.798	+1.048	17:18:11.380
7	49.742	+0.992	17:19:01.122
8	48.843	+0.093	17:19:49.965
9	48.750		17:20:38.715
10	48.829	+0.079	17:21:27.544
11	49.372	+0.622	17:22:16.916
12	49.063	+0.313	17:23:05.979
13	49.157	+0.407	17:23:55.136
14	48.980	+0.230	17:24:44.116
15	49.787	+1.037	17:25:33.903

(107) Patrick Loidl

1	56.147	+7.172	17:13:56.937
2	56.358	+7.383	17:14:53.295
3	50.642	+1.667	17:15:43.937
4	50.018	+1.043	17:16:33.955
5	49.630	+0.655	17:17:23.585
6	49.601	+0.626	17:18:13.186
7	49.437	+0.462	17:19:02.623
8	49.340	+0.365	17:19:51.963
9	49.281	+0.306	17:20:41.244
10	49.211	+0.236	17:21:30.455
11	49.172	+0.197	17:22:19.627
12	49.188	+0.213	17:23:08.815
13	48.975		17:23:57.790
14	49.192	+0.217	17:24:46.982
15	49.144	+0.169	17:25:36.126

(124) Walter Eder

1	56.064	+6.766	17:13:57.837
2	52.190	+2.892	17:14:50.027
3	50.656	+1.358	17:15:40.683

Zeitnahmekommissar & Auswertung: Björn Möser

Orbits

Renndirektor: Reinhard Tropp Rennsekretär: Marcel Fuchsberger

Aushang: Uhr Reg.-Nr.: 121/2012

Unterschrift RL: Unterschrift ZK:

www.mylaps.com

Lizensiert für Camp Company GmbH

Gedruckt: 20.05.2012 17:28:27

Seite 2/3

DMV Kart Championship

KZ2 Open

Wackersdorf 1,222 Km

Rennen 18 Finale

20.05.2012 17:10

Rennen (15 Runden) gestartet um 17:12:58

Runde	Rundenzeit	Diff.	Tageszeit
4	50.378	+1.080	17:16:31.061
5	50.961	+1.663	17:17:22.022
6	49.630	+0.332	17:18:11.652
7	49.992	+0.694	17:19:01.644
8	50.033	+0.735	17:19:51.677
9	49.832	+0.534	17:20:41.509
10	49.527	+0.229	17:21:31.036
11	49.309	+0.011	17:22:20.345
12	49.363	+0.065	17:23:09.708
13	49.298		17:23:59.006
14	49.410	+0.112	17:24:48.416
15	49.699	+0.401	17:25:38.115

(29) Thomas Schumacher

1	56.133	+6.700	17:13:57.695
2	52.257	+2.824	17:14:49.952
3	50.605	+1.172	17:15:40.557
4	50.275	+0.842	17:16:30.832
5	50.702	+1.269	17:17:21.534
6	49.793	+0.360	17:18:11.327
7	50.428	+0.995	17:19:01.755
8	49.690	+0.257	17:19:51.445
9	49.457	+0.024	17:20:40.902
10	49.433		17:21:30.335
11	49.956	+0.523	17:22:20.291
12	49.862	+0.429	17:23:10.153
13	49.746	+0.313	17:23:59.899
14	50.263	+0.830	17:24:50.162
15	50.038	+0.605	17:25:40.200

(25) Maximilian Klos

1	57.163	+7.730	17:13:59.397
2	53.031	+3.598	17:14:52.428
3	50.959	+1.526	17:15:43.387
4	50.889	+1.456	17:16:34.276
5	49.773	+0.340	17:17:24.049
6	50.198	+0.765	17:18:14.247
7	49.656	+0.223	17:19:03.903
8	50.139	+0.706	17:19:54.042
9	49.662	+0.229	17:20:43.704
10	49.433		17:21:33.137
11	49.593	+0.160	17:22:22.730
12	49.491	+0.058	17:23:12.221
13	49.760	+0.327	17:24:01.981
14	49.499	+0.066	17:24:51.480
15	49.524	+0.091	17:25:41.004

(141) Michal Jilek

1	55.929	+6.624	17:13:57.872
2	54.987	+5.682	17:14:52.859
3	50.703	+1.398	17:15:43.562
4	49.692	+0.387	17:16:33.254
5	50.075	+0.770	17:17:23.329
6	51.185	+1.880	17:18:14.514
7	49.672	+0.367	17:19:04.186
8	50.635	+1.330	17:19:54.821
9	49.305		17:20:44.126
10	50.231	+0.926	17:21:34.357
11	49.440	+0.135	17:22:23.797
12	49.652	+0.347	17:23:13.449
13	49.616	+0.311	17:24:03.065
14	49.342	+0.037	17:24:52.407
15	49.766	+0.461	17:25:42.173

(131) Andres Ferraz-Leite

1	56.960	+7.112	17:13:58.943
---	--------	--------	--------------

Runde	Rundenzeit	Diff.	Tageszeit
2	55.289	+5.441	17:14:54.232
3	52.144	+2.296	17:15:46.376
4	50.949	+1.101	17:16:37.325
5	50.844	+0.996	17:17:28.169
6	50.148	+0.300	17:18:18.317
7	50.212	+0.364	17:19:08.529
8	51.733	+1.885	17:20:00.262
9	51.214	+1.366	17:20:51.476
10	50.129	+0.281	17:21:41.605
11	49.873	+0.025	17:22:31.478
12	50.499	+0.651	17:23:21.977
13	49.918	+0.070	17:24:11.895
14	49.848		17:25:01.743
15	50.471	+0.623	17:25:52.214

(31) Christian Eisenbeis

1	57.652	+8.290	17:13:59.021
2	53.182	+3.820	17:14:52.203
3	1:13.003	+23.641	17:16:05.206
4	50.573	+1.211	17:16:55.779
5	50.254	+0.892	17:17:46.033
6	49.789	+0.427	17:18:35.822
7	49.716	+0.354	17:19:25.538
8	49.953	+0.591	17:20:15.491
9	49.541	+0.179	17:21:05.032
10	49.491	+0.129	17:21:54.523
11	49.362		17:22:43.885
12	49.390	+0.028	17:23:33.275
13	49.441	+0.079	17:24:22.716
14	49.475	+0.113	17:25:12.191
15	51.975	+2.613	17:26:04.166

(133) Leonid Panfilov

1	55.023	+6.084	17:13:55.148
2	50.462	+1.523	17:14:45.610
3	49.775	+0.836	17:15:35.385
4	49.854	+0.915	17:16:25.239
5	49.823	+0.884	17:17:15.062
6	49.304	+0.365	17:18:04.366
7	48.939		17:18:53.305
8	50.148	+1.209	17:19:43.453
9	49.686	+0.747	17:20:33.139
10	49.018	+0.079	17:21:22.157
11	49.463	+0.524	17:22:11.620
12	48.964	+0.025	17:23:00.584
13	49.214	+0.275	17:23:49.798
14	50.167	+1.228	17:24:39.965

(109) Michael Mrosek

1	54.401	+5.804	17:13:53.963
2	49.864	+1.267	17:14:43.827
3	50.383	+1.786	17:15:34.210
4	50.684	+2.087	17:16:24.894
5	50.371	+1.774	17:17:15.265
6	49.482	+0.885	17:18:04.747
7	48.640	+0.043	17:18:53.387
8	48.885	+0.288	17:19:42.272
9	48.860	+0.263	17:20:31.132
10	50.221	+1.624	17:21:21.353
11	48.597		17:22:09.950

(136) Stefan Rameseder

1	56.319	+6.647	17:13:58.341
2	52.147	+2.475	17:14:50.488
3	51.418	+1.746	17:15:41.906
4	50.109	+0.437	17:16:32.015

Runde	Rundenzeit	Diff.	Tageszeit
5	50.783	+1.111	17:17:22.798
6	49.672		17:18:12.470
7	49.702	+0.030	17:19:02.172

(142) Torsten Kostbade

1	57.502	+7.970	17:13:59.533
2	52.586	+3.054	17:14:52.119
3	50.470	+0.938	17:15:42.589
4	49.832	+0.300	17:16:32.421
5	50.840	+1.308	17:17:23.261
6	49.532		17:18:12.793
7	49.562	+0.030	17:19:02.355

(139) Francesco Vidrih

1	54.999	+4.477	17:13:55.473
2	51.256	+0.734	17:14:46.729
3	50.522		17:15:37.251
4	52.204	+1.682	17:16:29.455