



Rotax Max Challenge Wackersdorf

Max-Cup

Wackersdorf 1,275 Km

Warmup

15.04.2012 08:35

Training gestartet um 8:44:11

Pos.	Nr.	Name	Nat.-Wohnort	Fabrikat	Bewerber/Sponsor	Rnd.	Beste Zeit	Diff.	km/h	In Rd.
1	419	Jens Plüddemann	GER	CRG	KV Oppenrod	3	1:15.854		60,511	3
2	427	Mike Golla	GER	Energy	GN Motorsport	3	1:15.868	0.014	60,500	3
3	422	Andre Hagner	GER	Praga	Nintendo Team Scheider	3	1:16.193	0.339	60,242	3
4	413	Philipp Hummel	GER	Maranello	Nees Racing	3	1:17.069	1.215	59,557	3
5	404	Iris Perey	GER	MTec	Nintendo Team Scheider	3	1:17.363	1.509	59,331	2
6	415	Dennis Kohl	GER	Maranello	Nees Racing	3	1:17.454	1.600	59,261	3
7	416	Niklas Rosenbach	GER	Energy	JEDI Racing	3	1:17.485	1.631	59,237	1
8	406	Marco Dakic	GER	Birel	JLC Racing	3	1:17.652	1.798	59,110	3
9	414	David Ohler	GER	Praga	M-Tec Praga Racing	3	1:17.667	1.813	59,098	3
10	426	Tim Schneider	GER	Energy		3	1:17.883	2.029	58,935	3
11	402	Anna-Lisa Dreyspring	GER	CRG	KV Oppenrod	3	1:18.117	2.263	58,758	2
12	412	Ralf Biedermann	GER	Maranello		3	1:18.458	2.604	58,503	3
13	408	Fabio Katzor	GER	Tonykart	DMV Team Tom-Tech	3	1:19.451	3.597	57,771	1
14	439	Louis Fuhrmann	GER	Intrepid	Projekt 7 Racing	3	1:20.295	4.441	57,164	3
15	401	Stephen Born	GER	CRG	Kartsport Klimm	3	1:20.525	4.671	57,001	3
16	418	Fabian Bock	GER	CKR		3	1:21.009	5.155	56,660	3
17	430	Yannick Würtele	GER	CRG	Kart-Verein Oppenrod e.V.	3	1:21.027	5.173	56,648	3
18	435	Philipp Baruth	GER	Tonykart	JLC Racing	3	1:21.605	5.751	56,247	3
19	410	Jannik Hezler	GER	CRG	Kartsport Klimm	2	1:21.803	5.949	56,110	1
20	421	Dennis Beckmann	GER	EA	BW Kartservice	3	1:22.298	6.444	55,773	2
21	429	Bill Marvin Fuoß	GER	Mach1		3	1:23.540	7.686	54,944	3
22	437	Nils Ballerstein	GER	Flandria	Projekt 7 Racing	2	1:24.771	8.917	54,146	2
23	438	Kathrin Augustin	GER	MTec	Nintendo Team Scheider	3	1:24.917	9.063	54,053	2
24	411	Nico Bialas	GER	SHutless	Kart-Racing-Baden	3	1:24.952	9.098	54,031	3
25	434	Philipp Meyer	GER	SHutless	Kart-Racing-Baden	3	1:25.157	9.303	53,900	2
26	428	Andre Habeck	GER	Intrepid		2	1:25.290	9.436	53,816	2
27	431	Thomas Kunz	GER	Tonykart	JLC Racing	3	1:26.123	10.269	53,296	3
28	423	Patrick Weinstock	GER	Maranello	Nees Racing	3	1:26.178	10.324	53,262	1
29	425	Tim Eller	GER	Zanardi		3	1:26.225	10.371	53,233	3
30	432	Mirko Tüns	GER	EA	BW Kartservice	2	1:31.277	15.423	50,286	1
31	405	Felix Lucas	GER	FK	kartschmie.de	1	1:49.236	33.382	42,019	1

Bemerkungen

DMSB Reg.-Nr.: 88/2012

Zeitnahmekommissar & Auswertung: Björn Möser www.camp-company.de

Orbits

Rennleiter: Reinhard Tropp Rennsekretär: Ute Bimber

Aushang: Uhr

Unterschrift RL:

Unterschrift ZK:

www.mylaps.com

Lizenziert für Camp Company GmbH

Gedruckt: 15.04.2012 08:55:01

Rotax Max Challenge Wackersdorf

Max-Cup

Wackersdorf 1,275 Km

Warmup

15.04.2012 08:35

Training gestartet um 8:44:11

Runde	Rundenzeit	Diff.	Tageszeit
(419) Jens Plüddemann			
1	1:17.888	+2.034	8:47:03.184
2	1:33.663	+17.809	8:48:36.847
3	1:15.854		8:49:52.701
(427) Mike Golla			
1	1:25.439	+9.571	8:46:55.817
2	1:16.007	+0.139	8:48:11.824
3	1:15.868		8:49:27.692
(422) Andre Hagner			
1	1:17.951	+1.758	8:46:50.534
2	1:17.080	+0.887	8:48:07.614
3	1:16.193		8:49:23.807
(413) Philipp Hummel			
1	1:19.713	+2.644	8:46:59.462
2	1:18.357	+1.288	8:48:17.819
3	1:17.069		8:49:34.888
(404) Iris Perey			
1	1:19.545	+2.182	8:46:53.852
2	1:17.363		8:48:11.215
3	1:17.431	+0.068	8:49:28.646
(415) Dennis Kohl			
1	1:18.670	+1.216	8:46:54.407
2	1:17.716	+0.262	8:48:12.123
3	1:17.454		8:49:29.577
(416) Niklas Rosenbach			
1	1:17.485		8:47:00.133
2	1:18.024	+0.539	8:48:18.157
3	1:21.632	+4.147	8:49:39.789
(406) Marco Dakic			
1	1:20.238	+2.586	8:47:00.590
2	1:18.632	+0.980	8:48:19.222
3	1:17.652		8:49:36.874
(414) David Öhler			
1	1:20.980	+3.313	8:47:13.305
2	1:24.817	+7.150	8:48:38.122
3	1:17.667		8:49:55.789
(426) Tim Schneider			
1	1:19.642	+1.759	8:46:51.066
2	1:18.528	+0.645	8:48:09.594
3	1:17.883		8:49:27.477
(402) Anna-Lisa Dreyspring			
1	1:20.128	+2.011	8:47:06.791
2	1:18.117		8:48:24.908
3	1:20.522	+2.405	8:49:45.430
(412) Ralf Biedermann			
1	1:22.150	+3.692	8:47:09.705
2	1:19.633	+1.175	8:48:29.338
3	1:18.458		8:49:47.796
(408) Fabio Katzor			
1	1:19.451		8:46:55.564
2	1:29.212	+9.761	8:48:24.776
3	1:20.089	+0.638	8:49:44.865

Runde	Rundenzeit	Diff.	Tageszeit
(439) Louis Fuhrmann			
1	1:27.131	+6.836	8:47:24.529
2	1:20.373	+0.078	8:48:44.902
3	1:20.295		8:50:05.197
(401) Stephen Born			
1	1:24.948	+4.423	8:47:16.696
2	1:22.764	+2.239	8:48:39.460
3	1:20.525		8:49:59.985
(418) Fabian Bock			
1	1:25.018	+4.009	8:47:17.473
2	1:23.044	+2.035	8:48:40.517
3	1:21.009		8:50:01.526
(430) Yannick Würtele			
1	1:25.462	+4.435	8:47:19.255
2	1:21.594	+0.567	8:48:40.849
3	1:21.027		8:50:01.876
(435) Philipp Baruth			
1	1:24.088	+2.483	8:46:56.984
2	1:22.692	+1.087	8:48:19.676
3	1:21.605		8:49:41.281
(410) Jannik Hezler			
1	1:21.803		8:47:08.244
2	1:23.118	+1.315	8:48:31.362
(421) Dennis Beckmann			
1	1:23.568	+1.270	8:47:17.937
2	1:22.298		8:48:40.235
3	1:27.615	+5.317	8:50:07.850
(429) Bill Marvin Fuß			
1	1:27.974	+4.434	8:47:24.727
2	1:24.274	+0.734	8:48:49.001
3	1:23.540		8:50:12.541
(437) Nils Ballerstein			
1	2:10.104	+45.333	8:47:58.670
2	1:24.771		8:49:23.441
(438) Kathrin Augustin			
1	1:26.684	+1.767	8:47:30.972
2	1:24.917		8:48:55.889
3	1:27.474	+2.557	8:50:23.363
(411) Nico Bialas			
1	1:27.090	+2.138	8:47:21.575
2	1:50.705	+25.753	8:49:12.280
3	1:24.952		8:50:37.232
(434) Philipp Meyer			
1	1:29.253	+4.096	8:47:25.462
2	1:25.157		8:48:50.619
3	1:27.697	+2.540	8:50:18.316
(428) Andre Habeck			
1	1:28.847	+3.557	8:47:22.344
2	1:25.290		8:48:47.634
(431) Thomas Kunz			
1	1:32.876	+6.753	8:47:25.049
2	1:32.695	+6.572	8:48:57.744
3	1:26.123		8:50:23.867

Runde	Rundenzeit	Diff.	Tageszeit
(423) Patrick Weinstock			
1	1:26.178		8:47:26.441
2	1:26.541	+0.363	8:48:52.982
3	1:29.265	+3.087	8:50:22.247
(425) Tim Eller			
1	1:33.566	+7.341	8:47:43.147
2	1:27.685	+1.460	8:49:10.832
3	1:26.225		8:50:37.057
(432) Mirko Tüns			
1	1:31.277		8:47:28.263
2	1:54.236	+22.959	8:49:22.499
(405) Felix Lucas			
1	1:49.236		8:47:44.664



Rotax Max Challenge Wackersdorf

Max-Cup

Wackersdorf 1,275 Km

Zeittraining

-NEU-

15.04.2012 10:05

Qualifikation gestartet um 10:24:17

Pos.	Nr.	Name	Nat.-Wohnort	Fabrikat	Bewerber/Sponsor	Rnd.	Beste Zeit	Diff.	km/h	In Rd.
1	427	Mike Golla	GER-Alsdorf	Energy	GN Motorsport	8	1:13.229		62,680	5
2	414	David Ohler	GER-Sigmaringen	Praga	M-Tec Praga Racing	7	1:14.384	1.155	61,707	5
3	416	Niklas Rosenbach	GER-Grünstadt	Energy	JEDI Racing	7	1:14.526	1.297	61,589	6
4	406	Marco Dakic	GER-Holzgerlingen	Birel	JLC Racing	7	1:14.579	1.350	61,545	3
5	422	Andre Hagner	GER-Schauen	Praga	Nintendo Team Scheider	7	1:14.667	1.438	61,473	6
6	415	Dennis Kohl	GER-Ursulapoppenric	Maranello	Nees Racing	7	1:14.930	1.701	61,257	4
7	404	Iris Perey	GER-Heinsberg	MTec	Nintendo Team Scheider	7	1:14.971	1.742	61,224	3
8	419	Jens Plüddemann	GER-Gießen	CRG	KV Oppenrod	7	1:15.018	1.789	61,185	4
9	408	Fabio Katzor	GER-Garbsen	Tonykart	DMV Team Tom-Tech	7	1:15.069	1.840	61,144	6
10	413	Philipp Hummel	GER-Ursulapoppenric	Maranello	Nees Racing	7	1:15.150	1.921	61,078	5
11	417	Alessio Curto	GER-Adelshofen	CRG		7	1:15.184	1.955	61,050	5
12	410	Jannik Hezler	GER-Aalen	CRG	Kartsport Klimm	7	1:15.431	2.202	60,850	5
13	412	Ralf Biedermann	GER-Lauffen	Maranello	JLC Racing Team	7	1:15.545	2.316	60,758	4
14	402	Anna-Lisa Dreyspring	GER-Nürnberg	CRG	KV Oppenrod	7	1:15.707	2.478	60,628	7
15	421	Dennis Beckmann	GER-Wallenhorst	EA	BW Kartservice	7	1:15.940	2.711	60,442	7
16	418	Fabian Bock	GER-Neumünster	CKR		7	1:16.317	3.088	60,144	6
17	435	Philipp Baruth	GER-Königsbrunn	Tonykart	JLC Racing	7	1:16.502	3.273	59,998	7
18	429	Bill Marvin Fuoß	GER-Balingen-Ostдор	Mach1		7	1:16.716	3.487	59,831	6
19	432	Mirko Tüns	GER-Dülmen	EA	BW Kartservice	7	1:16.739	3.510	59,813	6
20	430	Yannick Würtele	GER-Gießen	CRG	Kart-Verein Oppenrod e.V.	7	1:17.298	4.069	59,381	7
21	401	Stephen Born	GER-Ilvesheim	CRG	Kartsport Klimm	7	1:17.318	4.089	59,365	7
22	438	Kathrin Augustin	GER-Hürth	MTec	Nintendo Team Scheider	7	1:17.491	4.262	59,233	6
23	439	Louis Fuhrmann	GER-Steinhagen	Intrepid	Projekt 7 Racing	6	1:18.446	5.217	58,512	5
24	437	Nils Ballerstein	GER-Braunschweig	Flandria	Projekt 7 Racing	7	1:18.488	5.259	58,480	7
25	423	Patrick Weinstock	GER-Satteldorf	Maranello	Nees Racing	7	1:19.332	6.103	57,858	6
26	425	Tim Eller	GER-Herten	Zanardi		7	1:19.425	6.196	57,790	5
27	428	Andre Habeck	GER-Oldenburg	Intrepid		7	1:19.882	6.653	57,460	6
28	411	Nico Bialas	GER-Blumberg	SHutless	Kart-Racing-Baden	6	1:20.365	7.136	57,114	2
29	405	Felix Lucas	GER-Hamburg	FK	kartschmie.de	7	1:20.928	7.699	56,717	6
30	434	Philipp Meyer	GER-Bad-Säckingen	SHutless	Kart-Racing-Baden	7	1:21.240	8.011	56,499	7
31	431	Thomas Kunz	GER-Königstein	Tonykart	JLC Racing	6	1:23.389	10.160	55,043	4
Nicht Klassifiziert										
DQ	426	Tim Schneider	GER-Leichlingen	Energy		7	1:15.940		60,442	7

Bemerkungen

DMSB Reg.-Nr.: 88/2012

Ergebnis vorbehaltlich technischer Nachuntersuchung.

St.-Nr.: 426 Wertungsausschluss (Sportkommissarentscheidung)

Zeitnahmekommissar & Auswertung: Björn Möser www.camp-company.de

Orbits

Rennleiter: Reinhard Tropp Rennsekretär: Ute Bimber

Aushang: Uhr

Unterschrift RL: Unterschrift ZK:

www.mylaps.com

Lizenziert für Camp Company GmbH

Gedruckt: 15.04.2012 11:36:17

Rotax Max Challenge Wackersdorf

Max-Cup

Wackersdorf 1,275 Km

Zeittraining

15.04.2012 10:05

Qualifikation gestartet um 10:24:17

Runde	Rundenzeit	Diff.	Tageszeit
(427) Mike Golla			
1	1:16.089	+2.860	10:26:50.321
2	1:14.151	+0.922	10:28:04.472
3	1:13.918	+0.689	10:29:18.390
4	1:13.968	+0.739	10:30:32.358
5	1:13.229		10:31:45.587
6	1:15.152	+1.923	10:33:00.739
7	1:16.142	+2.913	10:34:16.881
8	1:14.460	+1.231	10:35:31.341

Runde	Rundenzeit	Diff.	Tageszeit
(414) David Öhler			
1	1:16.939	+2.555	10:26:58.847
2	1:16.381	+1.997	10:28:15.228
3	1:16.898	+2.514	10:29:32.126
4	1:15.953	+1.569	10:30:48.079
5	1:14.384		10:32:02.463
6	1:16.019	+1.635	10:33:18.482
7	1:15.349	+0.965	10:34:33.831

Runde	Rundenzeit	Diff.	Tageszeit
(416) Niklas Rosenbach			
1	1:16.395	+1.869	10:26:54.764
2	1:15.465	+0.939	10:28:10.229
3	1:14.813	+0.287	10:29:25.042
4	1:15.600	+1.074	10:30:40.642
5	1:14.892	+0.366	10:31:55.534
6	1:14.526		10:33:10.060
7	1:15.725	+1.199	10:34:25.785

Runde	Rundenzeit	Diff.	Tageszeit
(406) Marco Dakic			
1	1:17.472	+2.893	10:26:55.447
2	1:15.998	+1.419	10:28:11.445
3	1:14.579		10:29:26.024
4	1:15.419	+0.840	10:30:41.443
5	1:15.461	+0.882	10:31:56.904
6	1:15.280	+0.701	10:33:12.184
7	1:14.944	+0.365	10:34:27.128

Runde	Rundenzeit	Diff.	Tageszeit
(422) Andre Hagner			
1	1:16.422	+1.755	10:26:52.721
2	1:16.023	+1.356	10:28:08.744
3	1:15.489	+0.822	10:29:24.233
4	1:15.316	+0.649	10:30:39.549
5	1:14.966	+0.299	10:31:54.515
6	1:14.667		10:33:09.182
7	1:15.031	+0.364	10:34:24.213

Runde	Rundenzeit	Diff.	Tageszeit
(415) Dennis Kohl			
1	1:39.032	+24.102	10:27:29.470
2	1:17.215	+2.285	10:28:46.685
3	1:27.491	+12.561	10:30:14.176
4	1:14.930		10:31:29.106
5	1:16.348	+1.418	10:32:45.454
6	1:15.748	+0.818	10:34:01.202
7	1:15.633	+0.703	10:35:16.835

Runde	Rundenzeit	Diff.	Tageszeit
(404) Iris Perey			
1	1:16.874	+1.903	10:26:57.227
2	1:16.459	+1.488	10:28:13.686
3	1:14.971		10:29:28.657
4	1:15.269	+0.298	10:30:43.926
5	1:15.156	+0.185	10:31:59.082
6	1:16.758	+1.787	10:33:15.840
7	1:16.055	+1.084	10:34:31.895

Runde	Rundenzeit	Diff.	Tageszeit
(419) Jens Plüddemann			

Runde	Rundenzeit	Diff.	Tageszeit
1	1:37.443	+22.425	10:27:37.377
2	1:16.520	+1.502	10:28:53.897
3	1:21.446	+6.428	10:30:15.343
4	1:15.018		10:31:30.361
5	1:19.475	+4.457	10:32:49.836
6	1:15.466	+0.448	10:34:05.302
7	1:17.919	+2.901	10:35:23.221

Runde	Rundenzeit	Diff.	Tageszeit
(408) Fabio Katzor			
1	1:16.540	+1.471	10:26:51.998
2	1:16.315	+1.246	10:28:08.313
3	1:28.962	+13.893	10:29:37.275
4	1:22.562	+7.493	10:30:59.837
5	1:16.068	+0.999	10:32:15.905
6	1:15.069		10:33:30.974
7	1:15.282	+0.213	10:34:46.256

Runde	Rundenzeit	Diff.	Tageszeit
(413) Philipp Hummel			
1	1:17.609	+2.459	10:27:18.842
2	1:16.081	+0.931	10:28:34.923
3	1:15.254	+0.104	10:29:50.177
4	1:16.247	+1.097	10:31:06.424
5	1:15.150		10:32:21.574
6	1:15.707	+0.557	10:33:37.281
7	1:15.660	+0.510	10:34:52.941

Runde	Rundenzeit	Diff.	Tageszeit
(417) Alessio Curto			
1	1:21.609	+6.425	10:27:09.328
2	1:22.357	+7.173	10:28:31.685
3	1:16.451	+1.267	10:29:48.136
4	1:17.492	+2.308	10:31:05.628
5	1:15.184		10:32:20.812
6	1:16.815	+1.631	10:33:37.627
7	1:16.454	+1.270	10:34:54.081

Runde	Rundenzeit	Diff.	Tageszeit
(410) Jannik Hezler			
1	1:17.661	+2.230	10:26:56.936
2	1:17.508	+2.077	10:28:14.444
3	1:16.468	+1.037	10:29:30.912
4	1:15.615	+0.184	10:30:46.527
5	1:15.431		10:32:01.958
6	1:16.689	+1.258	10:33:18.647
7	1:15.810	+0.379	10:34:34.457

Runde	Rundenzeit	Diff.	Tageszeit
(412) Ralf Biedermann			
1	1:17.624	+2.079	10:27:00.317
2	1:16.165	+0.620	10:28:16.482
3	1:16.754	+1.209	10:29:33.236
4	1:15.545		10:30:48.781
5	1:28.709	+13.164	10:32:17.490
6	1:17.464	+1.919	10:33:34.954
7	1:16.768	+1.223	10:34:51.722

Runde	Rundenzeit	Diff.	Tageszeit
(402) Anna-Lisa Dreyspring			
1	1:41.845	+26.138	10:27:27.082
2	1:18.460	+2.753	10:28:45.542
3	1:18.016	+2.309	10:30:03.558
4	1:16.304	+0.597	10:31:19.862
5	1:16.503	+0.796	10:32:36.365
6	1:17.215	+1.508	10:33:53.580
7	1:15.707		10:35:09.287

Runde	Rundenzeit	Diff.	Tageszeit
(426) Tim Schneider			
1	1:16.743	+0.803	10:26:51.298
2	1:16.681	+0.741	10:28:07.979
3	1:16.575	+0.635	10:29:24.554

Runde	Rundenzeit	Diff.	Tageszeit
4	1:17.183	+1.243	10:30:41.737
5	1:16.651	+0.711	10:31:58.388
6	1:16.919	+0.979	10:33:15.307
7	1:15.940		10:34:31.247

Runde	Rundenzeit	Diff.	Tageszeit
(421) Dennis Beckmann			
1	1:21.965	+6.025	10:27:14.454
2	1:21.397	+5.457	10:28:35.851
3	1:17.608	+1.668	10:29:53.459
4	1:18.984	+3.044	10:31:12.443
5	1:27.922	+11.982	10:32:40.365
6	1:17.864	+1.924	10:33:58.229
7	1:15.940		10:35:14.169

Runde	Rundenzeit	Diff.	Tageszeit
(418) Fabian Bock			
1	1:19.490	+3.173	10:27:08.324
2	1:17.911	+1.594	10:28:26.235
3	1:17.351	+1.034	10:29:43.586
4	1:16.896	+0.579	10:31:00.482
5	1:17.335	+1.018	10:32:17.817
6	1:16.317		10:33:34.134
7	1:16.389	+0.072	10:34:50.523

Runde	Rundenzeit	Diff.	Tageszeit
(435) Philipp Baruth			
1	1:23.188	+6.686	10:27:06.034
2	1:21.124	+4.622	10:28:27.158
3	1:22.830	+6.328	10:29:49.988
4	1:26.127	+9.625	10:31:16.115
5	1:18.251	+1.749	10:32:34.366
6	1:16.888	+0.386	10:33:51.254
7	1:16.502		10:35:07.756

Runde	Rundenzeit	Diff.	Tageszeit
(429) Bill Marvin Fuoß			
1	1:21.486	+4.770	10:27:15.163
2	1:19.679	+2.963	10:28:34.842
3	1:18.302	+1.586	10:29:53.144
4	1:18.910	+2.194	10:31:12.054
5	1:16.820	+0.104	10:32:28.874
6	1:16.716		10:33:45.590
7	1:17.143	+0.427	10:35:02.733

Runde	Rundenzeit	Diff.	Tageszeit
(432) Mirko Tüns			
1	1:33.415	+16.676	10:27:29.734
2	1:17.725	+0.986	10:28:47.459
3	1:35.726	+18.987	10:30:23.185
4	1:16.741	+0.002	10:31:39.926
5	1:16.889	+0.150	10:32:56.815
6	1:16.739		10:34:13.554
7	1:17.663	+0.924	10:35:31.217

Runde	Rundenzeit	Diff.	Tageszeit
(430) Yannick Würtele			
1	1:20.106	+2.808	10:27:09.904
2	1:19.092	+1.794	10:28:28.996
3	1:19.084	+1.786	10:29:48.080
4	1:19.662	+2.364	10:31:07.742
5	1:18.957	+1.659	10:32:26.699
6	1:21.825	+4.527	10:33:48.524
7	1:17.298		10:35:05.822

Runde	Rundenzeit	Diff.	Tageszeit
(401) Stephen Born			
1	1:21.794	+4.476	10:27:09.187
2	1:19.539	+2.221	10:28:28.726
3	1:18.941	+1.623	10:29:47.667
4	1:19.367	+2.049	10:31:07.034
5	1:19.105	+1.787	10:32:26.139
6	1:17.425	+0.107	10:33:43.564

Rotax Max Challenge Wackersdorf

Max-Cup

Wackersdorf 1,275 Km

Zeittraining

15.04.2012 10:05

Qualifikation gestartet um 10:24:17

Runde	Rundenzeit	Diff.	Tageszeit
7	1:17.318		10:35:00.882

(438) Kathrin Augustin

1	1:20.413	+2.922	10:27:04.495
2	1:18.769	+1.278	10:28:23.264
3	1:18.268	+0.777	10:29:41.532
4	1:18.107	+0.616	10:30:59.639
5	1:19.362	+1.871	10:32:19.001
6	1:17.491		10:33:36.492
7	1:18.787	+1.296	10:34:55.279

(439) Louis Fuhrmann

1	1:20.901	+2.455	10:27:19.374
2	1:20.379	+1.933	10:28:39.753
3	1:18.826	+0.380	10:29:58.579
4	1:19.205	+0.759	10:31:17.784
5	1:18.446		10:32:36.230
6	1:47.662	+29.216	10:34:23.892

(437) Nils Ballerstein

1	1:21.726	+3.238	10:27:26.210
2	1:22.278	+3.790	10:28:48.488
3	1:20.329	+1.841	10:30:08.817
4	1:19.591	+1.103	10:31:28.408
5	1:33.480	+14.992	10:33:01.888
6	1:19.126	+0.638	10:34:21.014
7	1:18.488		10:35:39.502

(423) Patrick Weinstock

1	1:20.913	+1.581	10:27:05.759
2	1:20.675	+1.343	10:28:26.434
3	1:20.344	+1.012	10:29:46.778
4	1:19.839	+0.507	10:31:06.617
5	1:19.507	+0.175	10:32:26.124
6	1:19.332		10:33:45.456
7	1:19.708	+0.376	10:35:05.164

(425) Tim Eller

1	1:24.777	+5.352	10:27:17.199
2	1:21.296	+1.871	10:28:38.495
3	1:21.101	+1.676	10:29:59.596
4	1:20.924	+1.499	10:31:20.520
5	1:19.425		10:32:39.945
6	1:20.895	+1.470	10:34:00.840
7	1:19.841	+0.416	10:35:20.681

(428) Andre Habeck

1	1:26.930	+7.048	10:27:19.891
2	1:22.069	+2.187	10:28:41.960
3	1:22.015	+2.133	10:30:03.975
4	1:20.482	+0.600	10:31:24.457
5	1:20.567	+0.685	10:32:45.024
6	1:19.882		10:34:04.906
7	1:20.508	+0.626	10:35:25.414

(411) Nico Bialas

1	1:21.270	+0.905	10:27:05.058
2	1:20.365		10:28:25.423
3	1:22.379	+2.014	10:29:47.802
4	1:26.900	+6.535	10:31:14.702
5	2:08.335	+47.970	10:33:23.037
6	1:23.317	+2.952	10:34:46.354

(405) Felix Lucas

1	1:26.565	+5.637	10:27:21.116
2	1:22.266	+1.338	10:28:43.382

Runde	Rundenzeit	Diff.	Tageszeit
3	1:23.856	+2.928	10:30:07.238
4	1:22.155	+1.227	10:31:29.393
5	1:22.551	+1.623	10:32:51.944
6	1:20.928		10:34:12.872
7	1:22.156	+1.228	10:35:35.028

(434) Philipp Meyer

1	1:23.554	+2.314	10:27:14.726
2	1:28.405	+7.165	10:28:43.131
3	1:23.226	+1.986	10:30:06.357
4	1:21.388	+0.148	10:31:27.745
5	1:22.495	+1.255	10:32:50.240
6	1:22.270	+1.030	10:34:12.510
7	1:21.240		10:35:33.750

(431) Thomas Kunz

1	1:28.886	+5.497	10:27:24.432
2	1:31.371	+7.982	10:28:55.803
3	1:24.477	+1.088	10:30:20.280
4	1:23.389		10:31:43.669
5	1:23.390	+0.001	10:33:07.059
6	1:32.541	+9.152	10:34:39.600

Rotax Max Challenge Wackersdorf

Max-Cup

Wackersdorf 1,275 Km


Startaufstellung Prefinale

-NEU-

15.04.2012 13:30

Rennen (14 Runden)

10	1:16.739 432 Mirko Tüns	1:17.298 430 Yannick Würtele
	19	20
9	1:16.502 435 Philipp Baruth	1:16.716 429 Bill Marvin Fuoß
	17	18
8	1:15.940 421 Dennis Beckmann	1:16.317 418 Fabian Bock
	15	16
7	1:15.545 412 Ralf Biedermann	1:15.707 402 Anna-Lisa Dreyspring
	13	14
6	1:15.184 417 Alessio Curto	1:15.431 410 Jannik Hezler
	11	12
5	1:15.069 408 Fabio Katzor	1:15.150 413 Philipp Hummel
	9	10
4	1:14.971 404 Iris Perey	1:15.018 419 Jens Plüddemann
	7	8
3	1:14.667 422 Andre Hagner	1:14.930 415 Dennis Kohl
	5	6
2	1:14.526 416 Niklas Rosenbach	1:14.579 406 Marco Dakic
	3	4
1	1:13.229 427 Mike Golla	1:14.384 414 David Öhler
	POLE POSITION 1	2



Rotax Max Challenge Wackersdorf

Max-Cup

Wackersdorf 1,275 Km

Startaufstellung Prefinale

15.04.2012 13:30

-NEU-

Rennen (14 Runden)

16

1:23.389
431 Thomas Kunz

31

1:15.940
426 Tim Schneider

32

15

1:20.928
405 Felix Lucas

29

1:21.240
434 Philipp Meyer

30

14

1:19.882
428 Andre Habeck

27

1:20.365
411 Nico Bialas

28

13

1:19.332
423 Patrick Weinstock

25

1:19.425
425 Tim Eller

26

12

1:18.446
439 Louis Fuhrmann

23

1:18.488
437 Nils Ballerstein

24


11

1:17.318
401 Stephen Born

21

1:17.491
438 Kathrin Augustin

22





Rotax Max Challenge Wackersdorf

Max-Cup Wackersdorf 1,275 Km
 -NEU-
 Prefinale 15.04.2012 13:30

Rennen (12 Runden) gestartet um 13:39:30

Pos.	Nr. *	Name	Nat.-Wohnort	Fabrikat	Bewerber/Sponsor	Rnd.	Gesamtzeit	Diff.	Beste Zeit	km/h	In Rd.
1	427	Mike Golla	GER-Alsdorf	Energy	GN Motorsport	12	15:01.051		1:14.087	61,954	11
2	416	Niklas Rosenbach	GER-Grünstadt	Energy	JEDI Racing	12	15:04.582	3.531	1:14.940	61,249	11
3	413	Philipp Hummel	GER-Ursulapoppen	Maranello	Nees Racing	12	15:07.438	6.387	1:14.777	61,383	9
4	422	Andre Hagner	GER-Schauen	Praga	Nintendo Team Scheider	12	15:12.854	11.803	1:15.070	61,143	10
5	415	Dennis Kohl	GER-Ursulapoppen	Maranello	Nees Racing	12	15:13.522	12.471	1:14.921	61,265	7
6	419	Jens Plüddemann	GER-Gießen	CRG	KV Oppenrod	12	15:17.955	16.904	1:15.405	60,871	10
7	410	Jannik Hezler	GER-Aalen	CRG	Kartsport Klimm	12	15:19.853	18.802	1:15.152	61,076	12
8	408	Fabio Katzor	GER-Garbsen	Tonykart	DMV Team Tom-Tech	12	15:21.451	20.400	1:15.320	60,940	11
9	429	Bill Marvin Fuoß	GER-Balingen-Ostc	Mach1		12	15:38.169	37.118	1:16.543	59,966	11
10	412	Ralf Biedermann	GER-Lauffen	Maranello	JLC Racing Team	12	15:38.988	37.937	1:16.784	59,778	11
11	438	Kathrin Augustin	GER-Hürth	MTec	Nintendo Team Scheider	12	15:42.749	41.698	1:16.536	59,972	9
12	406	Marco Dakic	GER-Holzgerlingen	Birel	JLC Racing	12	15:46.174	45.123	1:15.344	60,921	10
13	414	David Ohler	GER-Sigmaringen	Praga	M-Tec Praga Racing	12	15:48.311	47.260	1:15.587	60,725	12
14	430	Yannick Würtele	GER-Gießen	CRG	Kart-Verein Oppenrod e.V.	12	15:53.906	52.855	1:17.039	59,580	12
15	437	Nils Ballerstein	GER-Braunschweig	Flandria	Projekt 7 Racing	12	16:06.161	:05.110	1:18.592	58,403	12
16	428	Andre Habeck	GER-Oldenburg	Intrepid		12	16:07.072	:06.021	1:18.408	58,540	12
17	405	Felix Lucas	GER-Hamburg	FK	kartschmie.de	12	16:08.071	:07.020	1:18.687	58,332	12
18	435	Philipp Baruth	GER-Königsbrunn	Tonykart	JLC Racing	12	16:10.174	:09.123	1:18.418	58,532	8
19	423	Patrick Weinstock	GER-Satteldorf	Maranello	Nees Racing	12	16:10.765	:09.714	1:18.602	58,395	9
20	401	Stephen Born	GER-Ilvesheim	CRG	Kartsport Klimm	12	16:16.798	:15.747	1:17.610	59,142	12
21	425	Tim Eller	GER-Herten	Zanardi		11	15:03.188	1 Runde	1:18.961	58,130	10
22	439	Louis Fuhrmann	GER-Steinhagen	Intrepid	Projekt 7 Racing	11	15:03.800	1 Runde	1:18.438	58,518	7
23	411	Nico Bialas	GER-Blumberg	SHutless	Kart-Racing-Baden	11	15:17.656	1 Runde	1:20.216	57,221	7
24	434	Philipp Meyer	GER-Bad-Säckinge	SHutless	Kart-Racing-Baden	11	15:38.314	1 Runde	1:20.782	56,820	10
25	431	Thomas Kunz	GER-Königstein	Tonykart	JLC Racing	11	15:42.509	1 Runde	1:20.226	57,213	8
26	417	Alessio Curto	GER-Adelshofen	CRG		5	7:20.153	Runden	1:16.753	59,802	4
27	426	Tim Schneider	GER-Leichlingen	Energy		3	4:59.856	Runden	1:37.230	47,208	1
28	432	Mirko Tüns	GER-Dülmen	EA	BW Kartservice	2	2:45.437	Runden	1:19.392	57,814	2
29	404	Iris Perey	GER-Heinsberg	MTec	Nintendo Team Scheider	1	2:01.918	Runden	2:01.449	37,794	1
30	402	Anna-Lisa Dreyspring	GER-Nürnberg	CRG	KV Oppenrod		1.446	Runden	-	-	0
Nicht Klassifiziert											
DQ	418	Fabian Bock	GER-Neumünster	CKR		12	15:33.596	DQ	1:16.220	60,220	8
DNS	421	Dennis Beckmann	GER-Wallenhorst	EA	BW Kartservice			DNS	-	-	0

Bemerkungen
 DMSB Reg.-Nr.: 88/2012
 Ergebnis vorbehaltlich technischer Nachuntersuchung.
 Gestartet:31 Gewertet:31 Nicht Gewertet:0
 St.-Nr.: 418 Wertungsausschluß (Sportkommissarentscheidung)

Vorsprung	Ø km/h	Beste Rundenzeit	km/h	Beste Runde von
3.531	61,129	1:14.087	61,954	427 - Mike Golla

Rotax Max Challenge Wackersdorf

Max-Cup

Wackersdorf 1,275 Km

Prefinale

15.04.2012 13:30

Rennen (12 Runden) gestartet um 13:39:30

Runde	Rundenzeit	Diff.	Tageszeit
(427) Mike Golla			
1	1:15.751	+1.664	13:40:46.678
2	1:15.515	+1.428	13:42:02.193
3	1:14.846	+0.759	13:43:17.039
4	1:14.698	+0.611	13:44:31.737
5	1:14.802	+0.715	13:45:46.539
6	1:14.534	+0.447	13:47:01.073
7	1:14.804	+0.717	13:48:15.877
8	1:15.160	+1.073	13:49:31.037
9	1:14.744	+0.657	13:50:45.781
10	1:16.679	+2.592	13:52:02.460
11	1:14.087		13:53:16.547
12	1:15.431	+1.344	13:54:31.978

Runde	Rundenzeit	Diff.	Tageszeit
(416) Niklas Rosenbach			
1	1:16.352	+1.412	13:40:47.396
2	1:15.730	+0.790	13:42:03.126
3	1:15.293	+0.353	13:43:18.419
4	1:15.228	+0.288	13:44:33.647
5	1:15.333	+0.393	13:45:48.980
6	1:15.304	+0.364	13:47:04.284
7	1:15.098	+0.158	13:48:19.382
8	1:15.020	+0.080	13:49:34.402
9	1:15.021	+0.081	13:50:49.423
10	1:15.853	+0.913	13:52:05.276
11	1:14.940		13:53:20.216
12	1:15.293	+0.353	13:54:35.509

Runde	Rundenzeit	Diff.	Tageszeit
(413) Philipp Hummel			
1	1:17.792	+3.015	13:40:49.492
2	1:15.985	+1.208	13:42:05.477
3	1:16.063	+1.286	13:43:21.540
4	1:16.053	+1.276	13:44:37.593
5	1:14.781	+0.004	13:45:52.374
6	1:14.863	+0.086	13:47:07.237
7	1:15.076	+0.299	13:48:22.313
8	1:15.069	+0.292	13:49:37.382
9	1:14.777		13:50:52.159
10	1:16.159	+1.382	13:52:08.318
11	1:15.032	+0.255	13:53:23.350
12	1:15.015	+0.238	13:54:38.365

Runde	Rundenzeit	Diff.	Tageszeit
(422) Andre Hagner			
1	1:17.316	+2.246	13:40:48.512
2	1:16.619	+1.549	13:42:05.131
3	1:16.124	+1.054	13:43:21.255
4	1:16.185	+1.115	13:44:37.440
5	1:16.409	+1.339	13:45:53.849
6	1:15.605	+0.535	13:47:09.454
7	1:15.532	+0.462	13:48:24.986
8	1:15.405	+0.335	13:49:40.391
9	1:16.459	+1.389	13:50:56.850
10	1:15.070		13:52:11.920
11	1:15.932	+0.862	13:53:27.852
12	1:15.929	+0.859	13:54:43.781

Runde	Rundenzeit	Diff.	Tageszeit
(415) Dennis Kohl			
1	1:18.385	+3.464	13:40:49.720
2	1:16.908	+1.987	13:42:06.628
3	1:16.145	+1.224	13:43:22.773
4	1:17.057	+2.136	13:44:39.830
5	1:15.548	+0.627	13:45:55.378
6	1:15.315	+0.394	13:47:10.693
7	1:14.921		13:48:25.614
8	1:15.107	+0.186	13:49:40.721

Runde	Rundenzeit	Diff.	Tageszeit
9	1:16.410	+1.489	13:50:57.131
10	1:15.497	+0.576	13:52:12.628
11	1:15.527	+0.606	13:53:28.155
12	1:16.294	+1.373	13:54:44.449

Runde	Rundenzeit	Diff.	Tageszeit
(419) Jens Plüddemann			
1	1:19.145	+3.740	13:40:50.708
2	1:16.526	+1.121	13:42:07.234
3	1:16.471	+1.066	13:43:23.705
4	1:16.603	+1.198	13:44:40.308
5	1:15.996	+0.591	13:45:56.304
6	1:15.613	+0.208	13:47:11.917
7	1:15.883	+0.478	13:48:27.800
8	1:15.728	+0.323	13:49:43.528
9	1:16.916	+1.511	13:51:00.444
10	1:15.405		13:52:15.849
11	1:15.422	+0.017	13:53:31.271
12	1:17.611	+2.206	13:54:48.882

Runde	Rundenzeit	Diff.	Tageszeit
(410) Jannik Hezler			
1	1:20.313	+5.161	13:40:52.385
2	1:16.907	+1.755	13:42:09.292
3	1:16.460	+1.308	13:43:25.752
4	1:17.510	+2.358	13:44:43.262
5	1:16.957	+1.805	13:46:00.219
6	1:15.960	+0.808	13:47:16.179
7	1:15.931	+0.779	13:48:32.110
8	1:15.758	+0.606	13:49:47.868
9	1:15.724	+0.572	13:51:03.592
10	1:16.048	+0.896	13:52:19.640
11	1:15.988	+0.836	13:53:35.628
12	1:15.152		13:54:50.780

Runde	Rundenzeit	Diff.	Tageszeit
(408) Fabio Katzor			
1	1:19.836	+4.516	13:40:51.669
2	1:17.538	+2.218	13:42:09.207
3	1:18.794	+3.474	13:43:28.001
4	1:16.838	+1.518	13:44:44.839
5	1:16.583	+1.263	13:46:01.422
6	1:15.823	+0.503	13:47:17.245
7	1:16.193	+0.873	13:48:33.438
8	1:16.075	+0.755	13:49:49.513
9	1:15.901	+0.581	13:51:05.414
10	1:15.434	+0.114	13:52:20.848
11	1:15.320		13:53:36.168
12	1:16.210	+0.890	13:54:52.378

Runde	Rundenzeit	Diff.	Tageszeit
(418) Fabian Bock			
1	1:26.183	+9.963	13:40:58.829
2	1:17.939	+1.719	13:42:16.768
3	1:17.284	+1.064	13:43:34.052
4	1:16.592	+0.372	13:44:50.644
5	1:17.417	+1.197	13:46:08.061
6	1:16.385	+0.165	13:47:24.446
7	1:17.109	+0.889	13:48:41.555
8	1:16.220		13:49:57.775
9	1:16.754	+0.534	13:51:14.529
10	1:16.715	+0.495	13:52:31.244
11	1:16.276	+0.056	13:53:47.520
12	1:17.003	+0.783	13:55:04.523

Runde	Rundenzeit	Diff.	Tageszeit
(429) Bill Marvin Fuoß			
1	1:21.025	+4.482	13:40:54.319
2	1:18.367	+1.824	13:42:12.686
3	1:18.146	+1.603	13:43:30.832
4	1:18.025	+1.482	13:44:48.857

Runde	Rundenzeit	Diff.	Tageszeit
5	1:17.497	+0.954	13:46:06.354
6	1:17.222	+0.679	13:47:23.576
7	1:18.118	+1.575	13:48:41.694
8	1:17.549	+1.006	13:49:59.243
9	1:17.771	+1.228	13:51:17.014
10	1:16.769	+0.226	13:52:33.783
11	1:16.543		13:53:50.326
12	1:18.770	+2.227	13:55:09.096

Runde	Rundenzeit	Diff.	Tageszeit
(412) Ralf Biedermann			
1	1:23.018	+6.234	13:40:55.200
2	1:18.070	+1.286	13:42:13.270
3	1:18.154	+1.370	13:43:31.424
4	1:18.401	+1.617	13:44:49.825
5	1:18.704	+1.920	13:46:08.529
6	1:17.381	+0.597	13:47:25.910
7	1:17.555	+0.771	13:48:43.465
8	1:17.181	+0.397	13:50:00.646
9	1:17.321	+0.537	13:51:17.967
10	1:16.953	+0.169	13:52:34.920
11	1:16.784		13:53:51.704
12	1:18.211	+1.427	13:55:09.915

Runde	Rundenzeit	Diff.	Tageszeit
(438) Kathrin Augustin			
1	1:24.067	+7.531	13:40:58.069
2	1:19.638	+3.102	13:42:17.707
3	1:18.618	+2.082	13:43:36.325
4	1:18.510	+1.974	13:44:54.835
5	1:18.399	+1.863	13:46:13.234
6	1:18.403	+1.867	13:47:31.637
7	1:17.494	+0.958	13:48:49.131
8	1:17.166	+0.630	13:50:06.297
9	1:16.536		13:51:22.833
10	1:16.702	+0.166	13:52:39.535
11	1:17.224	+0.688	13:53:56.759
12	1:16.917	+0.381	13:55:13.676

Runde	Rundenzeit	Diff.	Tageszeit
(406) Marco Dakic			
1	1:42.786	+27.442	13:41:13.971
2	1:16.736	+1.392	13:42:30.707
3	1:17.525	+2.181	13:43:48.232
4	1:16.670	+1.326	13:45:04.902
5	1:17.639	+2.295	13:46:22.541
6	1:16.473	+1.129	13:47:39.014
7	1:15.908	+0.564	13:48:54.922
8	1:15.767	+0.423	13:50:10.689
9	1:18.709	+3.365	13:51:29.398
10	1:15.344		13:52:44.742
11	1:15.934	+0.590	13:54:00.676
12	1:16.425	+1.081	13:55:17.101

Runde	Rundenzeit	Diff.	Tageszeit
(414) David Öhler			
1	1:18.522	+2.935	13:40:49.568
2	1:17.184	+1.597	13:42:06.752
3	1:16.605	+1.018	13:43:23.357
4	1:46.333	+30.746	13:45:09.690
5	1:15.943	+0.356	13:46:25.633
6	1:17.071	+1.484	13:47:42.704
7	1:18.287	+2.700	13:49:00.991
8	1:15.627	+0.040	13:50:16.618
9	1:15.629	+0.042	13:51:32.247
10	1:15.813	+0.226	13:52:48.060
11	1:15.591	+0.004	13:54:03.651
12	1:15.587		13:55:19.238

Runde	Rundenzeit	Diff.	Tageszeit
(430) Yannick Würtele			

Rotax Max Challenge Wackersdorf

Max-Cup

Wackersdorf 1,275 Km

Prefinale

15.04.2012 13:30

Rennen (12 Runden) gestartet um 13:39:30

Runde	Rundenzeit	Diff.	Tageszeit
1	1:26.488	+9.449	13:41:00.254
2	1:20.715	+3.676	13:42:20.969
3	1:19.485	+2.446	13:43:40.454
4	1:19.474	+2.435	13:44:59.928
5	1:18.533	+1.494	13:46:18.461
6	1:18.236	+1.197	13:47:36.697
7	1:19.485	+2.446	13:48:56.182
8	1:18.319	+1.280	13:50:14.501
9	1:17.611	+0.572	13:51:32.112
10	1:18.140	+1.101	13:52:50.252
11	1:17.542	+0.503	13:54:07.794
12	1:17.039		13:55:24.833

(437) Nils Ballerstein

1	1:26.993	+8.401	13:41:01.527
2	1:20.509	+1.917	13:42:22.036
3	1:19.531	+0.939	13:43:41.567
4	1:20.254	+1.662	13:45:01.821
5	1:20.499	+1.907	13:46:22.320
6	1:20.140	+1.548	13:47:42.460
7	1:20.102	+1.510	13:49:02.562
8	1:19.437	+0.845	13:50:21.999
9	1:18.994	+0.402	13:51:40.993
10	1:18.833	+0.241	13:52:59.826
11	1:18.670	+0.078	13:54:18.496
12	1:18.592		13:55:37.088

(428) Andre Habeck

1	1:26.948	+8.540	13:41:01.666
2	1:20.866	+2.458	13:42:22.532
3	1:19.888	+1.480	13:43:42.420
4	1:20.404	+1.996	13:45:02.824
5	1:19.937	+1.529	13:46:22.761
6	1:19.825	+1.417	13:47:42.586
7	1:20.348	+1.940	13:49:02.934
8	1:19.650	+1.242	13:50:22.584
9	1:19.219	+0.811	13:51:41.803
10	1:19.042	+0.634	13:53:00.845
11	1:18.746	+0.338	13:54:19.591
12	1:18.408		13:55:37.999

(405) Felix Lucas

1	1:27.851	+9.164	13:41:03.032
2	1:20.617	+1.930	13:42:23.649
3	1:19.436	+0.749	13:43:43.085
4	1:20.143	+1.456	13:45:03.228
5	1:21.041	+2.354	13:46:24.269
6	1:20.103	+1.416	13:47:44.372
7	1:19.671	+0.984	13:49:04.043
8	1:19.182	+0.495	13:50:23.225
9	1:19.162	+0.475	13:51:42.387
10	1:19.057	+0.370	13:53:01.444
11	1:18.867	+0.180	13:54:20.311
12	1:18.687		13:55:38.998

(435) Philipp Baruth

1	1:28.676	+10.258	13:41:01.096
2	1:19.326	+0.908	13:42:20.422
3	1:19.813	+1.395	13:43:40.235
4	1:23.502	+5.084	13:45:03.737
5	1:20.124	+1.706	13:46:23.861
6	1:19.942	+1.524	13:47:43.803
7	1:23.042	+4.624	13:49:06.845
8	1:18.418		13:50:25.263
9	1:19.652	+1.234	13:51:44.915
10	1:18.590	+0.172	13:53:03.505

Runde	Rundenzeit	Diff.	Tageszeit
11	1:19.032	+0.614	13:54:22.537
12	1:18.564	+0.146	13:55:41.101

(423) Patrick Weinstock

1	1:28.969	+10.367	13:41:03.431
2	1:20.695	+2.093	13:42:24.126
3	1:20.316	+1.714	13:43:44.442
4	1:20.112	+1.510	13:45:04.554
5	1:20.717	+2.115	13:46:25.271
6	1:20.336	+1.734	13:47:45.607
7	1:19.487	+0.885	13:49:05.094
8	1:19.418	+0.816	13:50:24.512
9	1:18.602		13:51:43.114
10	1:19.416	+0.814	13:53:02.530
11	1:20.215	+1.613	13:54:22.745
12	1:18.947	+0.345	13:55:41.692

(401) Stephen Born

1	1:23.184	+5.574	13:40:56.475
2	1:18.624	+1.014	13:42:15.099
3	1:38.275	+20.665	13:43:53.374
4	1:20.277	+2.667	13:45:13.651
5	1:19.479	+1.869	13:46:33.130
6	1:18.405	+0.795	13:47:51.535
7	1:18.122	+0.512	13:49:09.657
8	1:18.124	+0.514	13:50:27.781
9	1:17.901	+0.291	13:51:45.682
10	1:26.356	+8.746	13:53:12.038
11	1:18.077	+0.467	13:54:30.115
12	1:17.610		13:55:47.725

(425) Tim Eller

1	1:26.585	+7.624	13:41:06.798
2	1:22.513	+3.552	13:42:29.311
3	1:23.472	+4.511	13:43:52.783
4	1:22.969	+4.008	13:45:15.752
5	1:20.998	+2.037	13:46:36.750
6	1:19.913	+0.952	13:47:56.663
7	1:19.373	+0.412	13:49:16.036
8	1:19.129	+0.168	13:50:35.165
9	1:19.324	+0.363	13:51:54.489
10	1:18.961		13:53:13.450
11	1:20.665	+1.704	13:54:34.115

(439) Louis Fuhrmann

1	1:45.852	+27.414	13:41:19.426
2	1:21.545	+3.107	13:42:40.971
3	1:20.107	+1.669	13:44:01.078
4	1:19.371	+0.933	13:45:20.449
5	1:19.955	+1.517	13:46:40.404
6	1:19.498	+1.060	13:47:59.902
7	1:18.438		13:49:18.340
8	1:18.729	+0.291	13:50:37.069
9	1:18.557	+0.119	13:51:55.626
10	1:18.948	+0.510	13:53:14.574
11	1:20.153	+1.715	13:54:34.727

(411) Nico Bialas

1	1:32.658	+12.442	13:41:08.000
2	1:26.705	+6.489	13:42:34.705
3	1:23.661	+3.445	13:43:58.366
4	1:22.686	+2.470	13:45:21.052
5	1:22.552	+2.336	13:46:43.604
6	1:21.279	+1.063	13:48:04.883
7	1:20.216		13:49:25.099
8	1:20.914	+0.698	13:50:46.013

Runde	Rundenzeit	Diff.	Tageszeit
9	1:21.301	+1.085	13:52:07.314
10	1:20.619	+0.403	13:53:27.933
11	1:20.650	+0.434	13:54:48.583

(434) Philipp Meyer

1	1:29.763	+8.981	13:41:06.087
2	1:22.346	+1.564	13:42:28.433
3	1:23.646	+2.864	13:43:52.079
4	1:25.302	+4.520	13:45:17.381
5	1:28.359	+7.577	13:46:45.740
6	1:28.365	+7.583	13:48:14.105
7	1:24.047	+3.265	13:49:38.152
8	1:24.109	+3.327	13:51:02.261
9	1:23.330	+2.548	13:52:25.591
10	1:20.782		13:53:46.373
11	1:22.868	+2.086	13:55:09.241

(431) Thomas Kunz

1	1:28.789	+8.563	13:41:05.063
2	1:21.803	+1.577	13:42:26.866
3	1:22.814	+2.588	13:43:49.680
4	1:23.624	+3.398	13:45:13.304
5	1:26.810	+6.584	13:46:40.114
6	1:22.944	+2.718	13:48:03.058
7	1:20.923	+0.697	13:49:23.981
8	1:20.226		13:50:44.207
9	1:24.585	+4.359	13:52:08.792
10	1:20.895	+0.669	13:53:29.687
11	1:43.749	+23.523	13:55:13.436

(417) Alessio Curto

1	1:20.400	+3.647	13:40:52.315
2	1:17.138	+0.385	13:42:09.453
3	1:16.935	+0.182	13:43:26.388
4	1:16.753		13:44:43.141
5	2:07.939	+51.186	13:46:51.080

(426) Tim Schneider

1	1:37.230		13:41:13.626
2	1:39.689	+2.459	13:42:53.315
3	1:37.468	+0.238	13:44:30.783

(432) Mirko Tüns

1	1:24.142	+4.750	13:40:56.972
2	1:19.392		13:42:16.364

(404) Iris Perey

1	2:01.449		13:41:32.845
---	-----------------	--	--------------

Rotax Max Challenge Wackersdorf

Max-Cup

Wackersdorf 1,275 Km


Startaufstellung Finale

-NEU-

15.04.2012 17:00

Rennen (15 Runden)

10	423 Patrick Weinstock 19	401 Stephen Born 20
9	405 Felix Lucas 17	435 Philipp Baruth 18
8	437 Nils Ballerstein 15	428 Andre Habeck 16
7	414 David Öhler 13	430 Yannick Würtele 14
6	438 Kathrin Augustin 11	406 Marco Dakic 12
5	429 Bill Marvin Fuoß 9	412 Ralf Biedermann 10
4	410 Jannik Hezler 7	408 Fabio Katzor 8
3	415 Dennis Kohl 5	419 Jens Plüddemann 6
2	413 Philipp Hummel 3	422 Andre Hagner 4
1	427 Mike Golla 1 POLE POSITION	416 Niklas Rosenbach 2



Rotax Max Challenge Wackersdorf

Max-Cup

Wackersdorf 1,275 Km

Startaufstellung Finale

15.04.2012 17:00

Rennen (15 Runden)

-NEU-

16

418 Fabian Bock

31

421 Dennis Beckmann

32

15

404 Iris Perey

29

402 Anna-Lisa Dreyspring

30

14

426 Tim Schneider

27

432 Mirko Tüns

28

13

431 Thomas Kunz

25

417 Alessio Curto

26

12

411 Nico Bialas

23

434 Philipp Meyer

24


11

425 Tim Eller

21

439 Louis Fuhrmann

22





Rotax Max Challenge Wackersdorf

Max-Cup

Wackersdorf 1,275 Km

Finale

-NEU-NEU-

15.04.2012 17:00

Rennen (15 Runden) gestartet um 17:02:04

Pos.	Nr. *	Name	Nat.-Wohnort	Fabrikat	Bewerber/Sponsor	Rnd.	Gesamtzeit	Diff.	Beste Zeit	km/h	In Rd.
1	427	Mike Golla	GER-Alsdorf	Energy	GN Motorsport	15	13:54.942		54.388	84,394	14
2	416	Niklas Rosenbach	GER-Grünstadt	Energy	JEDI Racing	15	13:54.975	0.033	54.214	84,664	14
3	419	Jens Plüddemann	GER-Gießen	CRG	KV Oppenrod	15	13:57.375	2.433	53.982	85,028	15
4	413	Philipp Hummel	GER-Ursulapoppen	Maranello	Nees Racing	15	13:58.248	3.306	54.110	84,827	14
5	415	Dennis Kohl	GER-Ursulapoppen	Maranello	Nees Racing	15	13:58.356	3.414	53.982	85,028	14
6	412	Ralf Biedermann	GER-Lauffen	Maranello	JLC Racing Team	15	14:06.532	11.590	54.742	83,848	11
7	410	Jannik Hezler	GER-Aalen	CRG	Kartsport Klimm	15	14:07.364	12.422	54.877	83,642	11
8	406	Marco Dakic	GER-Holzgerlingen	Birel	JLC Racing	15	14:09.945	15.003	54.200	84,686	13
9	422	Andre Hagner	GER-Schauen	Praga	Nintendo Team Scheider	15	14:13.417	18.475	54.660	83,974	13
10	426	Tim Schneider	GER-Leichlingen	Energy		15	14:17.187	22.245	54.105	84,835	13
11	417	Alessio Curto	GER-Adelshofen	CRG		15	14:19.025	24.083	54.635	84,012	13
12	418	Fabian Bock	GER-Neumünster	CKR		15	14:24.559	29.617	54.450	84,298	13
13	414	David Ohler	GER-Sigmaringen	Praga	M-Tec Praga Racing	15	14:26.312	31.370	55.443	82,788	15
14	425	Tim Eller	GER-Herten	Zanardi		15	14:29.277	34.335	54.846	83,689	13
15	404	Iris Perey	GER-Heinsberg	MTec	Nintendo Team Scheider	15	14:30.553	35.611	54.350	84,453	13
16	435	Philipp Baruth	GER-Königsbrunn	Tonykart	JLC Racing	15	14:32.067	37.125	55.333	82,952	14
17	429	Bill Marvin Fuoß	GER-Balingen-Ostc	Mach1		15	14:33.620	38.678	55.729	82,363	14
18	430	Yannick Würtele	GER-Gießen	CRG	Kart-Verein Oppenrod e.V.	15	14:34.285	39.343	55.753	82,327	14
19	432	Mirko Tüns	GER-Dülmen	EA	BW Kartservice	15	14:35.065	40.123	55.082	83,330	13
20	401	Stephen Born	GER-Ilvesheim	CRG	Kartsport Klimm	15	14:46.566	51.624	55.748	82,335	13
21	434	Philipp Meyer	GER-Bad-Sackinge	SHutless	Kart-Racing-Baden	14	14:08.261	1 Runde	56.826	80,773	13
22	411	Nico Bialas	GER-Blumberg	SHutless	Kart-Racing-Baden	14	14:12.078	1 Runde	56.507	81,229	14
23	431	Thomas Kunz	GER-Königstein	Tonykart	JLC Racing	14	14:17.215	1 Runde	56.547	81,171	13
24	438	Kathrin Augustin	GER-Hürth	MTec	Nintendo Team Scheider	14	14:25.267	1 Runde	58.154	78,928	9
25	421	Dennis Beckmann	GER-Wallenhorst	EA	BW Kartservice	14	14:28.638	1 Runde	55.295	83,009	14
26	423	Patrick Weinstock	GER-Satteldorf	Maranello	Nees Racing	12	14:41.898	Runden	55.270	83,047	12
27	437	Nils Ballerstein	GER-Braunschweig	Flandria	Projekt 7 Racing	11	10:36.490	Runden	55.687	82,425	10
28	408	Fabio Katzor	GER-Garbsen	Tonykart	DMV Team Tom-Tech	5	5:16.556	Runden	56.071	81,860	5
29	428	Andre Habeck	GER-Oldenburg	Intrepid		5	5:40.096	Runden	1:05.350	70,237	2
30	439	Louis Fuhrmann	GER-Steinhagen	Intrepid	Projekt 7 Racing	1	1:28.279	Runden	1:26.302	53,185	1
Nicht Klassifiziert											
DQ	402	Anna-Lisa Dreyspring	GER-Nürnberg	CRG	KV Oppenrod	15	14:34.614	DQ	54.152	84,761	14
DQ	405	Felix Lucas	GER-Hamburg	FK	kartschmie.de	15	14:41.466	DQ	55.559	82,615	15

Bemerkungen

DMSB Reg.-Nr.: 88/2012
 Ergebnis vorbehaltlich technischer Nachuntersuchung.
 Gestartet:32 Gewertet:30 Nicht Gewertet:2
 St.-Nr.: 405 Wertungsausschluß (Sportkommissarentscheidung)
 St.-Nr.: 402 Wertungsausschluß (Sportkommissarentscheidung)

Vorsprung	Ø km/h	Beste Rundenzeit	km/h	Beste Runde von
0.033	82,461	53.982	85,028	419 - Jens Plüddemann

Rotax Max Challenge Wackersdorf

Max-Cup

Wackersdorf 1,275 Km

Finale

15.04.2012 17:00

Rennen (15 Runden) gestartet um 17:02:04

Runde	Rundenzeit	Diff.	Tageszeit
(427) Mike Golla			
1	59.071	+4.683	17:03:03.361
2	56.795	+2.407	17:04:00.156
3	56.195	+1.807	17:04:56.351
4	55.692	+1.304	17:05:52.043
5	55.577	+1.189	17:06:47.620
6	55.198	+0.810	17:07:42.818
7	55.845	+1.457	17:08:38.663
8	55.078	+0.690	17:09:33.741
9	55.447	+1.059	17:10:29.188
10	54.896	+0.508	17:11:24.084
11	55.170	+0.782	17:12:19.254
12	54.520	+0.132	17:13:13.774
13	55.012	+0.624	17:14:08.786
14	54.388		17:15:03.174
15	55.898	+1.510	17:15:59.072

Runde	Rundenzeit	Diff.	Tageszeit
(416) Niklas Rosenbach			
1	58.704	+4.490	17:03:02.834
2	56.577	+2.363	17:03:59.411
3	56.787	+2.573	17:04:56.198
4	55.576	+1.362	17:05:51.774
5	56.018	+1.804	17:06:47.792
6	55.409	+1.195	17:07:43.201
7	55.474	+1.260	17:08:38.675
8	54.979	+0.765	17:09:33.654
9	55.107	+0.893	17:10:28.761
10	55.014	+0.800	17:11:23.775
11	55.108	+0.894	17:12:18.883
12	55.211	+0.997	17:13:14.094
13	55.118	+0.904	17:14:09.212
14	54.214		17:15:03.426
15	55.679	+1.465	17:15:59.105

Runde	Rundenzeit	Diff.	Tageszeit
(419) Jens Plüddemann			
1	1:01.863	+7.881	17:03:06.410
2	57.290	+3.308	17:04:03.700
3	57.491	+3.509	17:05:01.191
4	56.366	+2.384	17:05:57.557
5	55.886	+1.904	17:06:53.443
6	55.541	+1.559	17:07:48.984
7	55.030	+1.048	17:08:44.014
8	55.043	+1.061	17:09:39.057
9	55.419	+1.437	17:10:34.476
10	55.198	+1.216	17:11:29.674
11	54.753	+0.771	17:12:24.427
12	54.804	+0.822	17:13:19.231
13	54.203	+0.221	17:14:13.434
14	54.089	+0.107	17:15:07.523
15	53.982		17:16:01.505

Runde	Rundenzeit	Diff.	Tageszeit
(413) Philipp Hummel			
1	1:01.774	+7.664	17:03:06.141
2	57.565	+3.455	17:04:03.706
3	57.005	+2.895	17:05:00.711
4	56.708	+2.598	17:05:57.419
5	55.669	+1.559	17:06:53.088
6	55.671	+1.561	17:07:48.759
7	54.962	+0.852	17:08:43.721
8	55.196	+1.086	17:09:38.917
9	55.483	+1.373	17:10:34.400
10	55.287	+1.177	17:11:29.687
11	55.079	+0.969	17:12:24.766
12	54.840	+0.730	17:13:19.606
13	54.268	+0.158	17:14:13.874

Runde	Rundenzeit	Diff.	Tageszeit
14	54.110		17:15:07.984
15	54.394	+0.284	17:16:02.378

Runde	Rundenzeit	Diff.	Tageszeit
(415) Dennis Kohl			
1	1:01.329	+7.347	17:03:05.776
2	58.217	+4.235	17:04:03.993
3	56.892	+2.910	17:05:00.885
4	56.307	+2.325	17:05:57.192
5	55.790	+1.808	17:06:52.982
6	55.457	+1.475	17:07:48.439
7	55.218	+1.236	17:08:43.657
8	55.089	+1.107	17:09:38.746
9	55.815	+1.833	17:10:34.561
10	55.276	+1.294	17:11:29.837
11	55.261	+1.279	17:12:25.098
12	54.906	+0.924	17:13:20.004
13	54.149	+0.167	17:14:14.153
14	53.982		17:15:08.135
15	54.351	+0.369	17:16:02.486

Runde	Rundenzeit	Diff.	Tageszeit
(412) Ralf Biedermann			
1	1:02.937	+8.195	17:03:07.774
2	58.147	+3.405	17:04:05.921
3	57.044	+2.302	17:05:02.965
4	56.924	+2.182	17:05:59.889
5	55.963	+1.221	17:06:55.852
6	55.739	+0.997	17:07:51.591
7	55.643	+0.901	17:08:47.234
8	55.312	+0.570	17:09:42.546
9	55.385	+0.643	17:10:37.931
10	55.191	+0.449	17:11:33.122
11	54.742		17:12:27.864
12	56.776	+2.034	17:13:24.640
13	55.521	+0.779	17:14:20.161
14	55.054	+0.312	17:15:15.215
15	55.447	+0.705	17:16:10.662

Runde	Rundenzeit	Diff.	Tageszeit
(410) Jannik Hezler			
1	1:02.887	+8.010	17:03:07.460
2	57.760	+2.883	17:04:05.220
3	56.569	+1.692	17:05:01.789
4	58.144	+3.267	17:05:59.933
5	56.862	+1.985	17:06:56.795
6	55.523	+0.646	17:07:52.318
7	55.272	+0.395	17:08:47.590
8	55.524	+0.647	17:09:43.114
9	55.390	+0.513	17:10:38.504
10	55.154	+0.277	17:11:33.658
11	54.877		17:12:28.535
12	56.783	+1.906	17:13:25.318
13	55.433	+0.556	17:14:20.751
14	55.089	+0.212	17:15:15.840
15	55.654	+0.777	17:16:11.494

Runde	Rundenzeit	Diff.	Tageszeit
(406) Marco Dakic			
1	1:03.343	+9.143	17:03:08.310
2	1:04.238	+10.038	17:04:12.548
3	58.085	+3.885	17:05:10.633
4	56.306	+2.106	17:06:06.939
5	55.996	+1.796	17:07:02.935
6	55.551	+1.351	17:07:58.486
7	55.081	+0.881	17:08:53.567
8	54.660	+0.460	17:09:48.227
9	54.364	+0.164	17:10:42.591
10	56.531	+2.331	17:11:39.122
11	54.618	+0.418	17:12:33.740

Runde	Rundenzeit	Diff.	Tageszeit
12	54.656	+0.456	17:13:28.396
13	54.200		17:14:22.596
14	56.783	+2.583	17:15:19.379
15	54.696	+0.496	17:16:14.075

Runde	Rundenzeit	Diff.	Tageszeit
(422) Andre Hagner			
1	1:03.586	+8.926	17:03:07.880
2	1:00.236	+5.576	17:04:08.116
3	58.338	+3.678	17:05:06.454
4	56.675	+2.015	17:06:03.129
5	56.122	+1.462	17:06:59.251
6	56.368	+1.708	17:07:55.619
7	55.448	+0.788	17:08:51.067
8	55.655	+0.995	17:09:46.722
9	55.369	+0.709	17:10:42.091
10	55.627	+0.967	17:11:37.718
11	55.801	+1.141	17:12:33.519
12	55.348	+0.688	17:13:28.867
13	54.660		17:14:23.527
14	55.647	+0.987	17:15:19.174
15	58.373	+3.713	17:16:17.547

Runde	Rundenzeit	Diff.	Tageszeit
(426) Tim Schneider			
1	1:11.982	+17.877	17:03:18.913
2	59.157	+5.052	17:04:18.070
3	59.466	+5.361	17:05:17.536
4	55.869	+1.764	17:06:13.405
5	56.900	+2.795	17:07:10.305
6	55.661	+1.556	17:08:05.966
7	56.086	+1.981	17:09:02.052
8	55.915	+1.810	17:09:57.967
9	55.749	+1.644	17:10:53.716
10	54.863	+0.758	17:11:48.579
11	54.812	+0.707	17:12:43.391
12	54.717	+0.612	17:13:38.108
13	54.105		17:14:32.213
14	54.384	+0.279	17:15:26.597
15	54.720	+0.615	17:16:21.317

Runde	Rundenzeit	Diff.	Tageszeit
(417) Alessio Curto			
1	1:09.326	+14.691	17:03:15.802
2	1:01.736	+7.101	17:04:17.538
3	56.482	+1.847	17:05:14.020
4	58.285	+3.650	17:06:12.305
5	57.425	+2.790	17:07:09.730
6	56.340	+1.705	17:08:06.070
7	55.650	+1.015	17:09:01.720
8	55.846	+1.211	17:09:57.566
9	56.566	+1.931	17:10:54.132
10	55.021	+0.386	17:11:49.153
11	54.841	+0.206	17:12:43.994
12	54.773	+0.138	17:13:38.767
13	54.635		17:14:33.402
14	54.808	+0.173	17:15:28.210
15	54.945	+0.310	17:16:23.155

Runde	Rundenzeit	Diff.	Tageszeit
(418) Fabian Bock			
1	1:09.906	+15.456	17:03:17.523
2	1:02.260	+7.810	17:04:19.783
3	58.841	+4.391	17:05:18.624
4	58.445	+3.995	17:06:17.069
5	55.989	+1.539	17:07:13.058
6	56.004	+1.554	17:08:09.062
7	56.647	+2.197	17:09:05.709
8	56.066	+1.616	17:10:01.775
9	56.208	+1.758	17:10:57.983

Rotax Max Challenge Wackersdorf

Max-Cup

Wackersdorf 1,275 Km

Finale

15.04.2012 17:00

Rennen (15 Runden) gestartet um 17:02:04

Runde	Rundenzeit	Diff.	Tageszeit
10	56.636	+2.186	17:11:54.619
11	54.989	+0.539	17:12:49.608
12	54.607	+0.157	17:13:44.215
13	54.450		17:14:38.665
14	54.630	+0.180	17:15:33.295
15	55.394	+0.944	17:16:28.689

(414) David Öhler

Runde	Rundenzeit	Diff.	Tageszeit
1	1:05.875	+10.432	17:03:11.106
2	59.739	+4.296	17:04:10.845
3	57.803	+2.360	17:05:08.648
4	57.672	+2.229	17:06:06.320
5	57.355	+1.912	17:07:03.675
6	56.341	+0.898	17:08:00.016
7	56.344	+0.901	17:08:56.360
8	1:03.009	+7.566	17:09:59.369
9	56.603	+1.160	17:10:55.972
10	56.226	+0.783	17:11:52.198
11	55.764	+0.321	17:12:47.962
12	55.836	+0.393	17:13:43.798
13	55.742	+0.299	17:14:39.540
14	55.459	+0.016	17:15:34.999
15	55.443		17:16:30.442

(425) Tim Eller

Runde	Rundenzeit	Diff.	Tageszeit
1	1:08.873	+14.027	17:03:15.152
2	1:00.638	+5.792	17:04:15.790
3	58.214	+3.368	17:05:14.004
4	59.132	+4.286	17:06:13.136
5	57.914	+3.068	17:07:11.050
6	56.391	+1.545	17:08:07.441
7	58.855	+4.009	17:09:06.296
8	55.895	+1.049	17:10:02.191
9	56.860	+2.014	17:10:59.051
10	56.606	+1.760	17:11:55.657
11	56.547	+1.701	17:12:52.204
12	55.892	+1.046	17:13:48.096
13	54.846		17:14:42.942
14	55.265	+0.419	17:15:38.207
15	55.200	+0.354	17:16:33.407

(404) Iris Perey

Runde	Rundenzeit	Diff.	Tageszeit
1	1:08.232	+13.882	17:03:15.523
2	1:02.073	+7.723	17:04:17.596
3	1:01.041	+6.691	17:05:18.637
4	1:00.821	+6.471	17:06:19.458
5	56.961	+2.611	17:07:16.419
6	56.238	+1.888	17:08:12.657
7	55.446	+1.096	17:09:08.103
8	55.328	+0.978	17:10:03.431
9	56.321	+1.971	17:10:59.752
10	56.280	+1.930	17:11:56.032
11	56.094	+1.744	17:12:52.126
12	55.652	+1.302	17:13:47.778
13	54.350		17:14:42.128
14	56.191	+1.841	17:15:38.319
15	56.364	+2.014	17:16:34.683

(435) Philipp Baruth

Runde	Rundenzeit	Diff.	Tageszeit
1	1:06.041	+10.708	17:03:11.571
2	1:01.208	+5.875	17:04:12.779
3	59.466	+4.133	17:05:12.245
4	59.117	+3.784	17:06:11.362
5	57.460	+2.127	17:07:08.822
6	56.948	+1.615	17:08:05.770
7	58.373	+3.040	17:09:04.143

Runde	Rundenzeit	Diff.	Tageszeit
8	57.512	+2.179	17:10:01.655
9	57.232	+1.899	17:10:58.887
10	56.499	+1.166	17:11:55.386
11	56.219	+0.886	17:12:51.605
12	57.671	+2.338	17:13:49.276
13	55.596	+0.263	17:14:44.872
14	55.333		17:15:40.205
15	55.992	+0.659	17:16:36.197

(429) Bill Marvin Fuoß

Runde	Rundenzeit	Diff.	Tageszeit
1	1:04.076	+8.347	17:03:08.954
2	59.576	+3.847	17:04:08.530
3	58.784	+3.055	17:05:07.314
4	58.451	+2.722	17:06:05.765
5	57.582	+1.853	17:07:03.347
6	56.215	+0.486	17:07:59.562
7	56.503	+0.774	17:08:56.065
8	1:04.808	+9.079	17:10:00.873
9	56.545	+0.816	17:10:57.418
10	56.481	+0.752	17:11:53.899
11	57.280	+1.551	17:12:51.179
12	58.418	+2.689	17:13:49.597
13	56.401	+0.672	17:14:45.998
14	55.729		17:15:41.727
15	56.023	+0.294	17:16:37.750

(430) Yannick Würtele

Runde	Rundenzeit	Diff.	Tageszeit
1	1:05.711	+9.958	17:03:10.863
2	1:01.359	+5.606	17:04:12.222
3	59.782	+4.029	17:05:12.004
4	1:01.518	+5.765	17:06:13.522
5	58.410	+2.657	17:07:11.932
6	57.745	+1.992	17:08:09.677
7	57.413	+1.660	17:09:07.090
8	57.017	+1.264	17:10:04.107
9	56.670	+0.917	17:11:00.777
10	56.331	+0.578	17:11:57.108
11	55.916	+0.163	17:12:53.024
12	56.902	+1.149	17:13:49.926
13	56.314	+0.561	17:14:46.240
14	55.753		17:15:41.993
15	56.422	+0.669	17:16:38.415

(402) Anna-Lisa Dreyspring

Runde	Rundenzeit	Diff.	Tageszeit
1	1:08.673	+14.521	17:03:15.627
2	1:00.547	+6.395	17:04:16.174
3	57.728	+3.576	17:05:13.902
4	57.963	+3.811	17:06:11.865
5	58.968	+4.816	17:07:10.833
6	56.133	+1.981	17:08:06.966
7	1:11.121	+16.969	17:09:18.087
8	56.258	+2.106	17:10:14.345
9	55.678	+1.526	17:11:10.023
10	55.027	+0.875	17:12:05.050
11	54.603	+0.451	17:12:59.653
12	54.631	+0.479	17:13:54.284
13	54.619	+0.467	17:14:48.903
14	54.152		17:15:43.055
15	55.689	+1.537	17:16:38.744

(432) Mirko Tüns

Runde	Rundenzeit	Diff.	Tageszeit
1	1:07.790	+12.708	17:03:14.448
2	1:00.362	+5.280	17:04:14.810
3	57.549	+2.467	17:05:12.359
4	58.521	+3.439	17:06:10.880
5	58.155	+3.073	17:07:09.035

Runde	Rundenzeit	Diff.	Tageszeit
6	58.567	+3.485	17:08:07.602
7	58.784	+3.702	17:09:06.386
8	56.309	+1.227	17:10:02.695
9	56.874	+1.792	17:10:59.569
10	56.577	+1.495	17:11:56.146
11	56.266	+1.184	17:12:52.412
12	55.763	+0.681	17:13:48.175
13	55.082		17:14:43.257
14	55.127	+0.045	17:15:38.384
15	1:00.811	+5.729	17:16:39.195

(405) Felix Lucas

Runde	Rundenzeit	Diff.	Tageszeit
1	1:18.382	+22.823	17:03:24.149
2	1:00.015	+4.456	17:04:24.164
3	1:00.090	+4.531	17:05:24.254
4	59.496	+3.937	17:06:23.750
5	59.309	+3.750	17:07:23.059
6	59.064	+3.505	17:08:22.123
7	56.932	+1.373	17:09:19.055
8	56.633	+1.074	17:10:15.688
9	55.817	+0.258	17:11:11.505
10	55.758	+0.199	17:12:07.263
11	55.671	+0.112	17:13:02.934
12	55.909	+0.350	17:13:58.843
13	55.585	+0.026	17:14:54.428
14	55.609	+0.050	17:15:50.037
15	55.559		17:16:45.596

(401) Stephen Born

Runde	Rundenzeit	Diff.	Tageszeit
1	1:19.982	+24.234	17:03:25.827
2	1:01.650	+5.902	17:04:27.477
3	1:00.529	+4.781	17:05:28.006
4	58.839	+3.091	17:06:26.845
5	57.855	+2.107	17:07:24.700
6	58.325	+2.577	17:08:23.025
7	57.318	+1.570	17:09:20.343
8	57.258	+1.510	17:10:17.601
9	56.502	+0.754	17:11:14.103
10	56.261	+0.513	17:12:10.364
11	56.397	+0.649	17:13:06.761
12	56.128	+0.380	17:14:02.889
13	55.748		17:14:58.637
14	56.252	+0.504	17:15:54.889
15	55.807	+0.059	17:16:50.696

(434) Philipp Meyer

Runde	Rundenzeit	Diff.	Tageszeit
1	1:07.003	+10.177	17:03:13.272
2	1:03.342	+6.516	17:04:16.614
3	1:01.800	+4.974	17:05:18.414
4	1:00.503	+3.677	17:06:18.917
5	59.996	+3.170	17:07:18.913
6	1:07.087	+10.261	17:08:26.000
7	59.218	+2.392	17:09:25.218
8	1:00.540	+3.714	17:10:25.758
9	58.728	+1.902	17:11:24.486
10	57.679	+0.853	17:12:22.165
11	58.820	+1.994	17:13:20.985
12	57.189	+0.363	17:14:18.174
13	56.826		17:15:15.000
14	57.391	+0.565	17:16:12.391

(411) Nico Bialas

Runde	Rundenzeit	Diff.	Tageszeit
1	1:11.641	+15.134	17:03:18.121
2	1:01.928	+5.421	17:04:20.049
3	59.078	+2.571	17:05:19.127
4	1:00.962	+4.455	17:06:20.089

Rotax Max Challenge Wackersdorf

Max-Cup

Wackersdorf 1,275 Km

Finale

15.04.2012 17:00

Rennen (15 Runden) gestartet um 17:02:04

Runde	Rundenzeit	Diff.	Tageszeit
5	59.070	+2.563	17:07:19.159
6	1:08.271	+11.764	17:08:27.430
7	58.047	+1.540	17:09:25.477
8	1:05.701	+9.194	17:10:31.178
9	58.927	+2.420	17:11:30.105
10	57.744	+1.237	17:12:27.849
11	57.164	+0.657	17:13:25.013
12	56.856	+0.349	17:14:21.869
13	57.832	+1.325	17:15:19.701
14	56.507		17:16:16.208

(431) Thomas Kunz

1	1:12.008	+15.461	17:03:18.792
2	1:02.762	+6.215	17:04:21.554
3	1:01.707	+5.160	17:05:23.261
4	1:00.409	+3.862	17:06:23.670
5	1:00.411	+3.864	17:07:24.081
6	1:00.626	+4.079	17:08:24.707
7	59.659	+3.112	17:09:24.366
8	58.351	+1.804	17:10:22.717
9	58.506	+1.959	17:11:21.223
10	58.862	+2.315	17:12:20.085
11	1:02.608	+6.061	17:13:22.693
12	58.599	+2.052	17:14:21.292
13	56.547		17:15:17.839
14	1:03.506	+6.959	17:16:21.345

(438) Kathrin Augustin

1	1:04.055	+5.901	17:03:09.112
2	59.956	+1.802	17:04:09.068
3	1:18.807	+20.653	17:05:27.875
4	1:10.879	+12.725	17:06:38.754
5	1:00.828	+2.674	17:07:39.582
6	59.868	+1.714	17:08:39.450
7	59.115	+0.961	17:09:38.565
8	59.283	+1.129	17:10:37.848
9	58.154		17:11:36.002
10	58.504	+0.350	17:12:34.506
11	58.206	+0.052	17:13:32.712
12	58.847	+0.693	17:14:31.559
13	59.002	+0.848	17:15:30.561
14	58.836	+0.682	17:16:29.397

(421) Dennis Beckmann

1	1:09.093	+13.798	17:03:16.224
2	1:01.846	+6.551	17:04:18.070
3	1:00.653	+5.358	17:05:18.723
4	1:01.606	+6.311	17:06:20.329
5	1:44.083	+48.788	17:08:04.412
6	59.728	+4.433	17:09:04.140
7	57.170	+1.875	17:10:01.310
8	56.450	+1.155	17:10:57.760
9	56.400	+1.105	17:11:54.160
10	56.331	+1.036	17:12:50.491
11	55.440	+0.145	17:13:45.931
12	56.031	+0.736	17:14:41.962
13	55.511	+0.216	17:15:37.473
14	55.295		17:16:32.768

(423) Patrick Weinstock

1	3:55.723	+3:00.453	17:06:01.782
2	58.391	+3.121	17:07:00.173
3	1:14.318	+19.048	17:08:14.491
4	58.849	+3.579	17:09:13.340
5	58.924	+3.654	17:10:12.264
6	57.324	+2.054	17:11:09.588

Runde	Rundenzeit	Diff.	Tageszeit
7	56.722	+1.452	17:12:06.310
8	55.828	+0.558	17:13:02.138
9	56.052	+0.782	17:13:58.190
10	55.864	+0.594	17:14:54.054
11	56.704	+1.434	17:15:50.758
12	55.270		17:16:46.028

(437) Nils Ballerstein

1	1:05.082	+9.395	17:03:10.440
2	59.443	+3.756	17:04:09.883
3	59.818	+4.131	17:05:09.701
4	56.948	+1.261	17:06:06.649
5	57.297	+1.610	17:07:03.946
6	56.619	+0.932	17:08:00.565
7	56.114	+0.427	17:08:56.679
8	56.467	+0.780	17:09:53.146
9	55.867	+0.180	17:10:49.013
10	55.687		17:11:44.700
11	55.920	+0.233	17:12:40.620

(408) Fabio Katzor

1	1:03.549	+7.478	17:03:08.282
2	1:22.939	+26.868	17:04:31.221
3	57.134	+1.063	17:05:28.355
4	56.260	+0.189	17:06:24.615
5	56.071		17:07:20.686

(428) Andre Habeck

1	1:09.399	+4.049	17:03:14.860
2	1:05.350		17:04:20.210
3	1:06.751	+1.401	17:05:26.961
4	1:07.010	+1.660	17:06:33.971
5	1:10.255	+4.905	17:07:44.226

(439) Louis Fuhrmann

1	1:26.302		17:03:32.409
---	-----------------	--	--------------