




Rotax Winter Cup

ROTAX Seniors Campillos / Spain 1,588 Km

NON QUALIFYING PRACTICE 1 10.02.2012 13:30

Practice (10:00 Time) started at 13:30:01

Pos	No.	Name	Nat.	Chassis	Race Team	Laps	Best Tm	Diff	Gap In Lap	km/h
1	205	Sean BABINGTON	GBR	Alonso	Dan Holland Racing	6	1:04.109			89,173
2	254	Harrison SCOTT	GBR	Tonykart	Strawberry Racing	8	1:04.125	0.016	0.016	89,151
3	236	Andy KING	GBR	Tonykart	Strawberry Racing	8	1:04.319	0.210	0.194	88,882
4	208	Charlie EASTWOOD	GBR	Tonykart	Protrain Racing	8	1:04.321	0.212	0.002	88,879
5	224	Aavo TALVAR	EST	Intrepid	Talvar Racing	8	1:04.385	0.276	0.064	88,791
6	286	Philip MORIN	SWE	Alonso	Dan Holland Racing	8	1:04.529	0.420	0.144	88,593
7	212	Jiri FORMAN	CZE	MS Kart	MS Kart Racing Team	8	1:04.533	0.424	0.004	88,587
8	203	Edward BRAND	GBR	Formula K	Formula K Europe	8	1:04.601	0.492	0.068	88,494
9	231	Dave BLOM	NED	Formula K	Formula K Europe	8	1:04.642	0.533	0.041	88,438
10	247	Stefan LOCSMANDI	AUT	Kosmic	Paul Carr Racing	8	1:04.654	0.545	0.012	88,421
11	234	Ash HAND	GBR	Tonykart	Strawberry Racing	8	1:04.659	0.550	0.005	88,415
12	229	Oliver MYERS	GBR	Tonykart	Coles Racing	8	1:04.675	0.566	0.016	88,393
13	268	Francisco MORA	POR	FA	Cabo do Mundo Kartteam	8	1:04.684	0.575	0.009	88,380
14	210	Antoine BARTHON	FRA	Alonso	Dan Holland Racing	8	1:04.767	0.658	0.083	88,267
15	238	Alexandre FINKELSTEIN	FRA	Tonykart	MD Competition	8	1:04.779	0.670	0.012	88,251
16	228	Alexis ARAUJO	ESP	Energy	Premier Motorsport	8	1:04.788	0.679	0.009	88,239
17	237	Sten Dorian PIIRIMAGI	EST	Tonykart	Aix Racing Team	8	1:04.818	0.709	0.030	88,198
18	209	Ross WYLIE	GBR	Alonso	Dan Holland Racing	6	1:04.919	0.810	0.101	88,061
19	239	Joel JOHANSSON	SWE	Energy	Energy Team Sweden	5	1:04.934	0.825	0.015	88,040
20	232	James SINGLETON	GBR	Tonykart	Coles Racing	8	1:04.958	0.849	0.024	88,008
21	207	Ferenc KANCSAR	AUT	DR	VPDR	7	1:04.992	0.883	0.034	87,962
22	219	Andreas BACKMAN	SWE	Tonykart	Strawberry Racing	8	1:05.084	0.975	0.092	87,837
23	240	Petr BEZEL	CZE	MS Kart	MS Kart Racing Team	8	1:05.094	0.985	0.010	87,824
24	248	Artem KOROLEV	CAN	Intrepid	TKP	8	1:05.149	1.040	0.055	87,750
25	230	Charlie TURNER	GBR	CRG	Coles Racing	8	1:05.272	1.163	0.123	87,584
26	244	Eva BENES	FRA	Sodikart	PKS	8	1:05.299	1.190	0.027	87,548
27	243	Glenn VAN PARIJS	BEL	Zanardi	Raw Racing Team	8	1:05.393	1.284	0.094	87,422
28	235	Luis SILVA	POR	Kosmic	RS Race Service	8	1:05.458	1.349	0.065	87,335
29	252	Juuso PYKALAINEN	FIN	Tonykart	MPT Racing	8	1:05.491	1.382	0.033	87,291
30	225	Jeremie LESOURDIER	FRA	Tonykart	Malevaut Sport	8	1:05.504	1.395	0.013	87,274
31	245	Manuel LEON-SOTELO	ESP	Tonykart	Prokart Competition	7	1:05.644	1.535	0.140	87,088
32	242	Miroslav KOVAR	CZE	MS Kart	MS Kart Racing Team	6	1:05.716	1.607	0.072	86,993
33	251	Joffrey DAVID	FRA	Tonykart	MD Competition	8	1:05.768	1.659	0.052	86,924
34	246	Sabedin Berat TURKER	TUR	K Kart	Protrain Racing	8	1:06.000	1.891	0.232	86,618
35	241	Pierre AUVRAY	FRA	FA Kart	DSS Kart	6	1:06.077	1.968	0.077	86,517

Timekeeping Ingrid and Meik Wagner:  Clerk of the course Nigel Edwards: www.mylaps.com
 Steward (Chairman) Olivier Steveny: Chief Scrutineer Paul Klaassen: Licensed to: Motorsport Events
 Printed: 10.02.2012 13:41:27 posted at: h



Rotax Winter Cup

ROTAX Seniors

Campillos / Spain 1,588 Km

NON QUALIFYING PRACTICE 1

10.02.2012 13:30

Practice (10:00 Time) started at 13:30:01

Lap	Time of Day	Lap Tm	S1 Tm	S2 Tm	S3 Tm
(205) Sean BABINGTON					
1	13:32:53.215	1:06.270	21.854	27.489	16.927
2	13:33:57.695	1:04.480	20.692	26.928	16.860
3	13:35:01.925	1:04.230	20.587	26.845	16.798
4	13:36:06.314	1:04.389	20.565	26.930	16.894
5	13:37:10.423	1:04.109	20.530	26.875	16.704
6	13:38:14.594	1:04.171	20.522	26.880	16.769

(254) Harrison SCOTT					
1	13:32:51.055	1:05.847	21.306	27.552	16.989
2	13:33:55.700	1:04.645	20.796	27.008	16.841
3	13:35:00.014	1:04.314	20.578	26.866	16.870
4	13:36:04.139	1:04.125	20.524	26.839	16.762
5	13:37:08.588	1:04.449	20.783	26.873	16.793
6	13:38:12.776	1:04.188	20.488	26.851	16.849
7	13:39:24.632	1:11.856	23.596	31.222	17.038
8	13:40:29.025	1:04.393	20.601	26.915	16.877

(236) Andy KING					
1	13:33:29.379	1:06.075	21.452	27.484	17.139
2	13:34:34.524	1:05.145	20.900	27.208	17.037
3	13:35:39.182	1:04.658	20.683	27.007	16.968
4	13:36:43.788	1:04.606	20.659	27.018	16.929
5	13:37:48.107	1:04.319	20.596	26.901	16.822
6	13:38:52.566	1:04.459	20.610	26.970	16.879
7	13:39:57.192	1:04.626	20.545	27.154	16.927
8	13:41:01.913	1:04.721	20.687	27.042	16.992

(208) Charlie EASTWOOD					
1	13:33:13.109	1:06.560	21.013	27.099	18.448
2	13:34:17.911	1:04.802	20.825	26.966	17.011
3	13:35:22.432	1:04.521	20.678	26.962	16.881
4	13:36:26.771	1:04.339	20.700	26.793	16.846
5	13:37:31.092	1:04.321	20.607	26.780	16.934
6	13:38:38.852	1:07.760	22.685	28.092	16.983
7	13:39:43.409	1:04.557	20.654	27.078	16.825
8	13:40:47.919	1:04.510	20.696	26.918	16.896

(224) Aavo TALVAR					
1	13:33:07.306	1:14.347	26.005	30.555	17.787
2	13:34:12.117	1:04.811	20.854	27.016	16.941
3	13:35:16.540	1:04.423	20.594	26.954	16.875
4	13:36:21.346	1:04.806	20.796	27.059	16.951
5	13:37:25.731	1:04.385	20.531	26.947	16.907
6	13:38:30.471	1:04.740	20.627	27.076	17.037
7	13:39:35.196	1:04.725	20.817	27.059	16.849
8	13:40:39.674	1:04.478	20.654	26.989	16.835

(286) Philip MORIN					
1	13:33:05.727	1:06.184	21.362	27.704	17.118
2	13:34:10.636	1:04.909	20.843	27.079	16.987
3	13:35:15.321	1:04.685	20.605	27.029	17.051
4	13:36:19.850	1:04.529	20.624	27.006	16.899
5	13:37:24.601	1:04.751	20.616	27.247	16.888
6	13:38:29.182	1:04.581	20.744	27.028	16.809
7	13:39:33.746	1:04.564	20.627	27.034	16.903
8	13:40:38.350	1:04.604	20.624	27.056	16.924

(212) Jiri FORMAN					
1	13:33:10.491	1:05.609	21.098	27.409	17.102
2	13:34:15.434	1:04.943	20.748	27.211	16.984
3	13:35:20.243	1:04.809	20.696	27.084	17.029
4	13:36:24.776	1:04.533	20.630	26.952	16.951
5	13:37:30.514	1:05.738	20.673	27.021	18.044
6	13:38:37.683	1:07.169	22.901	27.234	17.034
7	13:39:42.802	1:05.119	20.987	27.172	16.960
8	13:40:47.601	1:04.799	20.729	27.068	17.002

(203) Edward BRAND					
1	13:33:11.806	1:04.998	20.972	27.097	16.929
2	13:34:16.843	1:05.037	20.801	27.236	17.000
3	13:35:21.558	1:04.715	20.711	27.013	16.991

4	13:36:26.176	1:04.618	20.678	26.973	16.967
5	13:37:30.777	1:04.601	20.644	27.000	16.957
6	13:38:36.152	1:05.375	20.892	27.491	16.992
7	13:39:40.943	1:04.791	20.783	27.059	16.949
8	13:40:45.901	1:04.958	20.822	27.126	17.010

(231) Dave BLOM					
1	13:32:35.907	1:05.350	21.096	27.221	17.033
2	13:33:40.908	1:05.001	20.800	27.181	17.020
3	13:34:45.620	1:04.712	20.670	27.022	17.020
4	13:35:50.274	1:04.654	20.600	27.011	17.043
5	13:36:54.921	1:04.647	20.602	27.044	17.001
6	13:37:59.563	1:04.642	20.687	26.961	16.994
7	13:39:04.353	1:04.790	20.680	27.110	17.000
8	13:40:09.304	1:04.951	20.749	27.165	17.037

(247) Stefan LOCSMANDI					
1	13:33:03.523	1:09.309	24.627	27.588	17.094
2	13:34:08.711	1:05.188	20.953	27.198	17.037
3	13:35:13.973	1:05.262	21.055	27.177	17.030
4	13:36:18.698	1:04.725	20.789	26.970	16.966
5	13:37:24.178	1:05.480	20.723	27.462	17.295
6	13:38:28.949	1:04.771	20.723	27.067	16.981
7	13:39:34.050	1:05.101	20.672	27.040	17.389
8	13:40:38.704	1:04.654	20.693	27.093	16.868

(234) Ash HAND					
1	13:32:44.831	1:05.613	21.021	27.443	17.149
2	13:33:50.186	1:05.355	21.037	27.234	17.084
3	13:34:55.221	1:05.035	20.791	27.127	17.117
4	13:35:59.932	1:04.711	20.697	26.970	17.044
5	13:37:09.282	1:09.350	20.701	30.465	18.184
6	13:38:13.941	1:04.659	20.676	27.008	16.975
7	13:39:25.880	1:11.939	21.031	31.598	19.310
8	13:40:30.708	1:04.828	20.765	27.034	17.029

(229) Oliver MYERS					
1	13:32:56.012	1:05.777	21.261	27.453	17.063
2	13:34:01.380	1:05.368	20.957	27.389	17.022
3	13:35:06.398	1:05.018	20.867	27.085	17.066
4	13:36:11.538	1:05.140	20.672	27.403	17.065
5	13:37:16.392	1:04.854	20.741	27.117	16.996
6	13:38:21.067	1:04.675	20.711	26.978	16.986
7	13:39:26.155	1:05.088	20.730	27.105	17.253
8	13:40:31.337	1:05.182	20.977	27.095	17.110

(268) Francisco MORA					
1	13:33:04.190	1:05.821	21.152	27.580	17.089
2	13:34:09.255	1:05.065	20.866	27.193	17.006
3	13:35:15.720	1:06.465	21.164	28.012	17.289
4	13:36:20.987	1:05.267	21.129	27.128	17.010
5	13:37:25.884	1:04.897	20.650	27.082	17.165
6	13:38:30.993	1:05.109	20.715	27.101	17.293
7	13:39:35.677	1:04.684	20.716	27.084	16.884
8	13:40:40.554	1:04.877	20.746	27.145	16.986

(210) Antoine BARTHON					
1	13:33:02.002	1:05.868	21.623	27.281	16.964
2	13:34:07.122	1:05.120	21.001	27.214	16.905
3	13:35:11.889	1:04.767	20.686	27.065	17.016
4	13:36:16.713	1:04.824	20.808	27.021	16.995
5	13:37:21.546	1:04.833	20.798	27.050	16.985
6	13:38:27.349	1:05.803	20.616	28.241	16.946
7	13:39:32.213	1:04.864	20.749	27.168	16.947
8	13:40:37.059	1:04.846	20.753	27.047	17.046

(238) Alexandre FINKELSTEIN					
1	13:33:05.954	1:05.651	21.128	27.442	17.081
2	13:34:10.866	1:04.912	20.844	27.114	16.954
3	13:35:15.894	1:05.028	20.807	27.098	17.123
4	13:36:21.561	1:05.667	21.258	27.143	17.266
5	13:37:26.416	1:04.855	20.775	27.073	17.007
6	13:38:31.195	1:04.779	20.717	27.106	16.956

Timekeeping Ingrid and Meik Wagner:

Clerk of the course Nigel Edwards:

www.mylaps.com

Steward (Chairman) Olivier Stevny:

Chief Scrutineer Paul Klaassen:

Licensed to: Motorsport Events



Rotax Winter Cup

ROTAX Seniors

Campillos / Spain 1,588 Km

NON QUALIFYING PRACTICE 1

10.02.2012 13:30

Practice (10:00 Time) started at 13:30:01

Lap	Time of Day	Lap Tm	S1 Tm	S2 Tm	S3 Tm	Lap	Time of Day	Lap Tm	S1 Tm	S2 Tm	S3 Tm
(228) Alexis ARAUJO											
1	13:33:09.277	1:06.411	21.290	27.719	17.402	1	13:32:54.114	1:07.227	22.192	27.835	17.200
2	13:34:14.436	1:05.159	20.886	27.189	17.084	2	13:33:59.526	1:05.412	20.912	27.378	17.122
3	13:35:19.364	1:04.928	20.723	27.024	17.181	3	13:35:05.082	1:05.556	20.895	27.408	17.253
4	13:36:24.319	1:04.955	20.832	27.109	17.014	4	13:36:10.520	1:05.438	20.890	27.464	17.084
5	13:37:30.347	1:06.028	20.781	27.277	17.970	5	13:37:15.772	1:05.252	20.858	27.229	17.165
6	13:38:36.869	1:06.522	21.543	27.693	17.286	6	13:38:21.179	1:05.407	20.820	27.371	17.216
7	13:39:41.708	1:04.839	20.871	26.994	16.974	7	13:39:26.410	1:05.231	20.798	27.285	17.148
8	13:40:46.496	1:04.788	20.764	27.027	16.997	8	13:40:31.559	1:05.149	20.872	27.248	17.029
(237) Sten Dorian PIIRIMAGI											
1	13:33:26.938	1:05.928	21.320	27.293	17.315	1	13:32:42.920	1:06.282	21.358	27.802	17.122
2	13:34:32.110	1:05.172	20.938	27.142	17.092	2	13:33:48.465	1:05.545	21.099	27.299	17.147
3	13:35:37.319	1:05.209	20.862	27.312	17.035	3	13:34:54.018	1:05.553	21.099	27.392	17.062
4	13:36:42.340	1:05.021	20.799	27.238	16.984	4	13:36:00.784	1:06.766	21.037	28.504	17.225
5	13:37:47.158	1:04.818	20.657	27.217	16.944	5	13:37:06.310	1:05.526	20.908	27.410	17.208
6	13:38:52.057	1:04.899	20.743	27.141	17.015	6	13:38:11.685	1:05.375	20.954	27.362	17.059
7	13:39:57.371	1:05.314	20.733	27.695	16.886	7	13:39:16.957	1:05.272	20.867	27.331	17.074
8	13:41:02.240	1:04.869	20.783	27.198	16.888	8	13:40:22.664	1:05.707	21.007	27.514	17.186
(209) Ross WYLIE											
1	13:33:01.198	1:05.750	21.472	27.288	16.990	1	13:32:43.095	1:06.817	21.536	28.110	17.171
2	13:34:06.614	1:05.416	21.401	27.082	16.933	2	13:33:48.630	1:05.535	21.082	27.268	17.185
3	13:35:11.533	1:04.919	20.788	27.111	17.020	3	13:34:54.295	1:05.665	21.192	27.382	17.091
4	13:36:16.832	1:05.299	20.897	27.100	17.302	4	13:36:00.037	1:05.742	20.975	27.374	17.393
5	13:37:25.124	1:08.292	20.790	30.326	17.176	5	13:37:05.336	1:05.299	20.883	27.291	17.125
6	13:38:30.345	1:05.221	20.728	27.472	17.021	6	13:38:10.977	1:05.641	21.051	27.410	17.180
(239) Joel JOHANSSON											
1	13:33:10.566	1:08.911	22.059	28.837	18.015	1	13:32:34.819	1:06.779	21.597	27.893	17.289
2	13:34:18.651	1:08.085	21.749	28.609	17.727	2	13:33:41.022	1:06.203	21.153	27.513	17.537
3	13:35:26.267	4:21.616	21.478	27.389	17.254	3	13:34:46.635	1:05.613	20.945	27.423	17.245
4	13:36:35.574	1:05.307	20.989	27.167	17.151	4	13:35:52.037	1:05.402	20.935	27.277	17.190
5	13:37:40.508	1:04.934	20.805	27.130	16.999	5	13:36:57.430	1:05.393	20.877	27.332	17.184
(232) James SINGLETON											
1	13:33:00.562	1:05.479	21.187	27.224	17.068	1	13:32:38.318	1:06.083	21.205	27.649	17.229
2	13:34:05.999	1:05.437	21.314	27.053	17.070	2	13:33:44.089	1:05.771	21.089	27.414	17.268
3	13:35:11.075	1:05.076	20.924	27.082	17.070	3	13:34:49.865	1:05.776	20.963	27.597	17.216
4	13:36:16.052	1:04.977	20.819	27.123	17.035	4	13:35:55.323	1:05.458	20.884	27.409	17.165
5	13:37:21.612	1:05.560	20.951	27.338	17.271	5	13:37:00.907	1:05.584	21.011	27.370	17.203
6	13:38:26.570	1:04.958	20.738	27.095	17.125	6	13:38:06.412	1:05.505	20.946	27.396	17.163
7	13:39:31.651	1:05.081	20.879	27.166	17.036	7	13:39:12.074	1:05.662	21.045	27.408	17.209
8	13:40:36.971	1:05.320	20.867	27.262	17.191	8	13:40:18.111	1:05.841	21.064	27.331	17.446
(207) Ferenc KANCZAR											
1	13:33:00.916	1:05.982	21.695	27.289	16.998	1	13:32:38.318	1:06.083	21.205	27.649	17.229
2	13:34:06.348	1:05.432	21.088	27.331	17.013	2	13:33:44.089	1:05.771	21.089	27.414	17.268
3	13:35:13.075	1:06.727	20.871	27.489	18.367	3	13:34:49.865	1:05.776	20.963	27.597	17.216
4	13:36:18.067	1:04.992	20.722	27.188	17.082	4	13:35:55.323	1:05.458	20.884	27.409	17.165
5	13:37:24.317	1:06.250	20.845	28.098	17.307	5	13:37:00.907	1:05.584	21.011	27.370	17.203
6	13:38:33.767	1:09.450	21.277	30.848	17.325	6	13:38:06.412	1:05.505	20.946	27.396	17.163
7	13:39:39.026	1:05.259	20.880	27.262	17.117	7	13:39:12.074	1:05.662	21.045	27.408	17.209
8						8	13:40:18.565	1:06.491	21.116	28.051	17.324
(219) Andreas BACKMAN											
1	13:32:45.066	1:07.029	21.414	28.359	17.256	1	13:32:45.654	1:07.962	21.612	28.864	17.486
2	13:33:50.531	1:05.465	21.019	27.352	17.094	2	13:33:52.438	1:06.784	21.974	27.630	17.180
3	13:34:55.615	1:05.084	20.783	27.191	17.110	3	13:34:58.109	1:05.671	21.010	27.403	17.258
4	13:36:09.382	1:13.767	25.302	31.151	17.314	4	13:36:03.600	1:05.491	21.028	27.297	17.166
5	13:37:14.698	1:05.316	20.960	27.272	17.084	5	13:37:09.742	1:06.142	21.716	27.331	17.095
6	13:38:19.995	1:05.297	20.829	27.392	17.076	6	13:38:15.282	1:05.540	20.934	27.455	17.151
7	13:39:25.395	1:05.400	20.836	27.482	17.082	7	13:39:21.286	1:06.004	21.109	27.751	17.144
8	13:40:31.037	1:05.642	20.801	27.734	17.107	8	13:40:27.220	1:05.934	21.202	27.446	17.286
(240) Petr BEZEL											
1	13:32:46.101	1:05.556	21.068	27.427	17.061	1	13:32:45.724	1:06.102	21.473	27.456	17.173
2	13:33:52.078	1:05.977	21.398	27.349	17.230	2	13:33:52.204	1:06.480	21.315	27.478	17.687
3	13:34:57.281	1:05.203	20.884	27.267	17.052	3	13:34:57.708	1:05.504	21.059	27.356	17.089
4	13:36:02.465	1:05.184	20.863	27.260	17.061	4	13:36:03.302	1:05.594	21.016	27.417	17.161
5	13:37:07.559	1:05.094	20.823	27.275	16.996	5	13:37:08.896	1:05.594	20.999	27.358	17.237
						6	13:38:14.950	1:06.054	21.068	27.669	17.317
						7	13:39:21.755	1:06.805	21.254	28.367	17.184
						8	13:40:29.466	1:07.711	21.570	28.671	17.470
(248) Artem KOROLEV											
1	13:32:54.114	1:07.227	22.192	27.835	17.200	1	13:32:42.920	1:06.282	21.358	27.802	17.122
2	13:33:59.526	1:05.412	20.912	27.378	17.122	2	13:33:48.465	1:05.545	21.099	27.299	17.147
3	13:35:05.082	1:05.556	20.895	27.408	17.253	3	13:34:54.018	1:05.553	21.099	27.392	17.062
4	13:36:10.520	1:05.438	20.890	27.464	17.084	4	13:36:00.784	1:06.766	21.037	28.504	17.225
5	13:37:15.772	1:05.252	20.858	27.229	17.165	5	13:37:06.310	1:05.526	20.908	27.410	17.208
6	13:38:21.179	1:05.407	20.820	27.371	17.216	6	13:38:11.685	1:05.375	20.954	27.362	17.059
7	13:39:26.410	1:05.231	20.798	27.285	17.148	7	13:39:16.957	1:05.272	20.867	27.331	17.074
8	13:40:31.559	1:05.149	20.872	27.248	17.029	8	13:40:22.664	1:05.707	21.007	27.514	17.186
(230) Charlie TURNER											
1	13:32:42.920	1:06.282	21.358	27.802	17.122	1	13:32:34.819	1:06.779	21.597	27.893	17.289
2	13:33:48.465	1:05.545	21.099	27.299	17.147	2	13:33:41.022	1:06.203	21.153	27.513	17.537
3	13:34:54.018	1:05.553	21.099	27.392	17.062	3	13:34:46.635	1:05.613	20.945	27.423	17.245
4	13:36:00.784	1:06.766	21.037	28.504	17.225	4	13:35:52.037	1:05.402	20.935	27.277	17.190
5	13:37:06.310	1:05.526	20.908	27.410	17.208	5	13:36:57.430	1:05.393	20.877	27.332	17.184
6	13:38:11.685										



Rotax Winter Cup

ROTAX Seniors

Campillos / Spain 1,588 Km

NON QUALIFYING PRACTICE 1

10.02.2012 13:30

Practice (10:00 Time) started at 13:30:01

Lap	Time of Day	Lap Tm	S1 Tm	S2 Tm	S3 Tm
(245) Manuel LEON-SOTELO					
1	13:32:35.249	1:07.427	21.702	28.135	17.590
2	13:33:41.427	1:06.178	21.219	27.615	17.344
3	13:34:47.190	1:05.763	21.039	27.420	17.304
4	13:35:53.033	1:05.843	20.911	27.632	17.300
5	13:36:58.677	1:05.644	20.959	27.345	17.340
6	13:38:04.470	1:05.793	20.955	27.423	17.415
7	13:39:10.661	1:06.191	21.179	27.742	17.270
(242) Miroslav KOVAR					
1	13:32:54.495	1:07.515	21.628	28.390	17.497
2	13:34:00.326	1:05.831	21.065	27.457	17.309
3	13:35:06.042	1:05.716	21.020	27.442	17.254
4	13:36:12.325	1:06.283	20.947	28.032	17.304
5	13:39:04.916	2:52.591	21.073	33.225	18.625
6	13:40:10.721	1:05.805	21.030	27.492	17.283
(251) Joffrey DAVID					
1	13:32:47.332	1:06.477	21.417	27.754	17.306
2	13:33:53.257	1:05.925	21.173	27.504	17.248
3	13:34:59.100	1:05.843	21.038	27.523	17.282
4	13:36:04.912	1:05.812	21.202	27.267	17.343
5	13:37:10.858	1:05.946	21.240	27.446	17.260
6	13:38:16.712	1:05.854	21.102	27.437	17.315
7	13:39:22.480	1:05.768	21.044	27.543	17.181
8	13:40:29.199	1:06.719	21.044	28.107	17.568
(246) Sabedin Berat TURKER					
1	13:33:00.216	1:08.561	22.044	28.661	17.856
2	13:34:08.600	1:08.384	22.762	28.183	17.439
3	13:35:15.460	1:06.860	21.689	27.669	17.502
4	13:36:23.154	1:07.694	22.593	27.717	17.384
5	13:37:30.134	1:06.980	21.374	27.689	17.917
6	13:38:36.951	1:06.817	21.419	27.864	17.534
7	13:39:44.141	1:07.190	21.683	28.262	17.245
8	13:40:50.141	1:06.000	21.118	27.496	17.386
(241) Pierre AUVRAY					
1	13:32:59.142	1:06.994	21.714	27.957	17.323
2	13:34:05.280	1:06.138	21.223	27.519	17.396
3	13:35:11.357	1:06.077	21.096	27.487	17.494
4	13:36:17.513	1:06.156	21.456	27.361	17.339
5	13:37:24.038	1:06.525	21.144	27.843	17.538
6	13:40:28.357	3:04.319	21.224	27.758	17.291

Timekeeping Ingrid and Meik Wagner:

Clerk of the course Nigel Edwards:

Steward (Chairman) Olivier Steveny:

Chief Scrutineer Paul Klaassen:

www.mylaps.com

Licensed to: Motorsport Events



Rotax Winter Cup

ROTAX Seniors

Campillos / Spain 1,588 Km

NON QUALIFYING PRACTICE 2

10.02.2012 14:30

Practice (10:00 Time) started at 14:30:00

Pos	No.	Name	Nat.	Chassis	Race Team	Laps	Best Tm	Diff	Gap In Lap	km/h	
1	254	Harrison SCOTT	GBR	Tonykart	Strawberry Racing	8	1:03.865		6	89,514	
2	205	Sean BABINGTON	GBR	Alonso	Dan Holland Racing	7	1:04.038	0.173	0.173	3	89,272
3	207	Ferenc KANCSAR	AUT	DR	VPDR	7	1:04.090	0.225	0.052	5	89,200
4	208	Charlie EASTWOOD	GBR	Formula K	Protrain Racing	7	1:04.092	0.227	0.002	4	89,197
5	286	Philip MORIN	SWE	Alonso	Dan Holland Racing	7	1:04.095	0.230	0.003	4	89,193
6	224	Aavo TALVAR	EST	Intrepid	Talvar Racing	7	1:04.151	0.286	0.056	6	89,115
7	212	Jiri FORMAN	CZE	MS Kart	MS Kart Racing Team	6	1:04.161	0.296	0.010	4	89,101
8	231	Dave BLOM	NED	Formula K	Formula K Europe	8	1:04.177	0.312	0.016	5	89,079
9	209	Ross WYLIE	GBR	Alonso	Dan Holland Racing	8	1:04.185	0.320	0.008	4	89,068
10	234	Ash HAND	GBR	Tonykart	Strawberry Racing	7	1:04.227	0.362	0.042	4	89,009
11	236	Andy KING	GBR	Tonykart	Strawberry Racing	7	1:04.287	0.422	0.060	7	88,926
12	232	James SINGLETON	GBR	Tonykart	Coles Racing	7	1:04.343	0.478	0.056	4	88,849
13	203	Edward BRAND	GBR	Formula K	Formula K Europe	7	1:04.411	0.546	0.068	4	88,755
14	268	Francisco MORA	POR	FA	Cabo do Mundo Kartteam	8	1:04.413	0.548	0.002	6	88,752
15	210	Antoine BARTHON	FRA	Alonso	Dan Holland Racing	8	1:04.434	0.569	0.021	4	88,723
16	240	Petr BEZEL	CZE	MS Kart	MS Kart Racing Team	8	1:04.495	0.630	0.061	5	88,639
17	229	Oliver MYERS	GBR	Tonykart	Coles Racing	8	1:04.556	0.691	0.061	6	88,556
18	230	Charlie TURNER	GBR	CRG	Coles Racing	8	1:04.571	0.706	0.015	6	88,535
19	228	Alexis ARAUJO	ESP	Energy	Premier Motorsport	8	1:04.615	0.750	0.044	8	88,475
20	247	Stefan LOCSEMANDI	AUT	Kosmic	Paul Carr Racing	8	1:04.692	0.827	0.077	5	88,370
21	238	Alexandre FINKELSTEIN	FRA	Tonykart	MD Competition	8	1:04.694	0.829	0.002	6	88,367
22	248	Artem KOROLEV	CAN	Intrepid	TKP	8	1:04.718	0.853	0.024	6	88,334
23	239	Joel JOHANSSON	SWE	Energy	Energy Team Sweden	7	1:04.756	0.891	0.038	4	88,282
24	219	Andreas BACKMAN	SWE	Tonykart	Strawberry Racing	8	1:04.800	0.935	0.044	5	88,222
25	237	Sten Dorian PIIRIMAGI	EST	Tonykart	Aix Racing Team	8	1:04.800	0.935		5	88,222
26	243	Glenn VAN PARIJS	BEL	Zanardi	Raw Racing Team	8	1:04.917	1.052	0.117	6	88,063
27	242	Miroslav KOVAR	CZE	MS Kart	MS Kart Racing Team	8	1:05.047	1.182	0.130	6	87,887
28	244	Eva BENES	FRA	Sodikart	PKS	8	1:05.179	1.314	0.132	4	87,709
29	252	Juuso PYKALAINEN	FIN	Tonykart	MPT Racing	8	1:05.252	1.387	0.073	6	87,611
30	235	Luis SILVA	POR	Kosmic	RS Race Service	8	1:05.265	1.400	0.013	8	87,594
31	251	Joffrey DAVID	FRA	Tonykart	MD Competition	8	1:05.287	1.422	0.022	6	87,564
32	225	Jeremie LESOURDIER	FRA	Tonykart	Malevaut Sport	8	1:05.484	1.619	0.197	6	87,301
33	245	Manuel LEON-SOTELO	ESP	Tonykart	Prokart Competition	8	1:05.598	1.733	0.114	6	87,149
34	241	Pierre AUVRAY	FRA	FA Kart	DSS Kart	6	1:05.731	1.866	0.133	4	86,973
35	246	Sabedin Berat TURKER	TUR	Formula K	Protrain Racing	7	1:06.164	2.299	0.433	5	86,403

Timekeeping Ingrid and Meik Wagner:

Clerk of the course Nigel Edwards:

www.mylaps.com

Steward (Chairman) Olivier Steveny:

Chief Scrutineer Paul Klaassen:

Licensed to: Motorsport Events

Printed: 10.02.2012 14:41:53

posted at:

h



Rotax Winter Cup

ROTAX Seniors

Campillos / Spain 1,588 Km

NON QUALIFYING PRACTICE 2

10.02.2012 14:30

Practice (10:00 Time) started at 14:30:00

Lap	Time of Day	Lap Tm	S1 Tm	S2 Tm	S3 Tm	Lap	Time of Day	Lap Tm	S1 Tm	S2 Tm	S3 Tm
(254) Harrison SCOTT						(209) Ross WYLIE					
1	14:33:15.621	1:07.526	22.543	27.945	17.038	1	14:33:15.921	1:07.413	22.605	27.657	17.151
2	14:34:20.618	1:04.997	20.910	26.983	17.104	2	14:34:20.757	1:04.836	20.896	26.881	17.059
3	14:35:24.852	1:04.234	20.485	26.970	16.779	3	14:35:25.332	1:04.575	20.665	27.059	16.851
4	14:36:28.944	1:04.092	20.584	26.703	16.805	4	14:36:29.517	1:04.185	20.602	26.801	16.782
5	14:37:32.815	1:03.871	20.428	26.688	16.755	5	14:37:33.804	1:04.287	20.582	26.851	16.854
6	14:38:36.680	1:03.865	20.450	26.702	16.713	6	14:38:38.078	1:04.274	20.638	26.791	16.845
7	14:39:40.924	1:04.244	20.477	26.998	16.769	7	14:39:42.452	1:04.374	20.643	26.892	16.839
8	14:40:45.015	1:04.091	20.579	26.727	16.785	8	14:40:46.838	1:04.386	20.619	26.874	16.893
(205) Sean BABINGTON						(234) Ash HAND					
1	14:33:47.560	1:05.750	21.392	27.394	16.964	1	14:33:31.630	1:10.562	24.889	27.855	17.818
2	14:34:51.939	1:04.379	20.646	26.900	16.833	2	14:34:37.304	1:05.674	21.071	27.232	17.371
3	14:35:55.977	1:04.038	20.517	26.721	16.800	3	14:35:41.568	1:04.264	20.558	26.847	16.859
4	14:37:01.594	1:05.617	21.470	27.379	16.768	4	14:36:45.795	1:04.227	20.451	26.870	16.906
5	14:38:05.732	1:04.138	20.512	26.806	16.820	5	14:37:50.054	1:04.259	20.535	26.800	16.924
6	14:39:09.781	1:04.049	20.537	26.750	16.762	6	14:38:56.437	1:06.383	22.006	27.549	16.828
7	14:40:13.917	1:04.136	20.554	26.816	16.766	7	14:40:01.010	1:04.573	20.766	26.909	16.898
(207) Ferenc KANCSAR						(236) Andy KING					
1	14:32:31.311	1:05.966	21.110	27.838	17.018	1	14:33:40.357	1:05.292	21.082	27.248	16.962
2	14:33:35.817	1:04.506	20.582	27.021	16.903	2	14:34:44.657	1:04.300	20.609	26.884	16.807
3	14:34:40.116	1:04.299	20.630	26.864	16.805	3	14:35:48.984	1:04.327	20.580	26.880	16.867
4	14:35:44.282	1:04.166	20.536	26.786	16.844	4	14:36:53.421	1:04.437	20.626	26.948	16.863
5	14:36:48.372	1:04.090	20.514	26.805	16.771	5	14:37:57.788	1:04.367	20.530	26.931	16.906
6	14:37:52.593	1:04.221	20.446	26.774	17.001	6	14:39:02.122	1:04.334	20.583	26.924	16.827
7	14:38:56.829	1:04.236	20.626	26.737	16.873	7	14:40:06.409	1:04.287	20.591	26.883	16.813
(208) Charlie EASTWOOD						(232) James SINGLETON					
1	14:33:35.222	1:13.453	24.928	29.643	18.882	1	14:33:33.978	1:06.535	21.462	27.750	17.323
2	14:34:40.344	1:05.122	20.988	26.962	17.172	2	14:34:38.903	1:04.925	20.900	27.044	16.981
3	14:35:44.543	1:04.199	20.600	26.782	16.817	3	14:35:43.288	1:04.385	20.682	26.866	16.837
4	14:36:48.635	1:04.092	20.589	26.688	16.815	4	14:36:47.631	1:04.343	20.621	26.838	16.884
5	14:37:52.832	1:04.197	20.454	26.742	17.001	5	14:37:54.381	1:06.750	20.631	26.841	19.278
6	14:38:57.035	1:04.203	20.599	26.756	16.848	6	14:39:00.248	1:05.867	22.067	26.913	16.887
7	14:40:04.078	1:07.043	20.947	29.301	16.795	7	14:40:04.964	1:04.716	20.844	27.023	16.849
(286) Philip MORIN						(203) Edward BRAND					
1	14:33:37.442	1:13.457	24.790	31.487	17.180	1	14:33:32.099	1:10.639	22.676	30.775	17.188
2	14:34:42.037	1:04.595	20.741	26.994	16.860	2	14:34:36.963	1:04.864	20.876	27.131	16.857
3	14:35:46.321	1:04.284	20.613	26.801	16.870	3	14:35:41.640	1:04.677	20.681	26.925	16.871
4	14:36:50.416	1:04.095	20.504	26.820	16.771	4	14:36:46.051	1:04.411	20.685	26.869	17.057
5	14:37:54.649	1:04.233	20.460	26.897	16.876	5	14:37:50.838	1:04.787	20.589	27.201	16.997
6	14:38:59.119	1:04.470	20.745	26.924	16.801	6	14:38:55.807	1:04.969	20.858	27.120	16.991
7	14:40:03.574	1:04.455	20.590	27.072	16.793	7	14:40:04.323	1:08.516	21.635	29.756	17.125
(224) Aavo TALVAR						(268) Francisco MORA					
1	14:33:14.042	1:06.564	21.576	27.988	17.000	1	14:33:28.433	1:06.395	21.794	27.528	17.073
2	14:34:18.694	1:04.652	20.661	27.088	16.903	2	14:34:33.042	1:04.609	20.666	27.079	16.864
3	14:35:23.040	1:04.346	20.639	26.867	16.840	3	14:35:37.523	1:04.481	20.546	26.982	16.953
4	14:36:27.298	1:04.258	20.576	26.833	16.849	4	14:36:42.076	1:04.553	20.629	27.014	16.910
5	14:37:31.500	1:04.202	20.549	26.857	16.796	5	14:37:46.542	1:04.466	20.593	26.990	16.883
6	14:38:35.651	1:04.151	20.573	26.766	16.812	6	14:38:50.955	1:04.413	20.619	26.918	16.876
7	14:39:39.960	1:04.309	20.641	26.804	16.864	7	14:39:56.204	1:05.249	20.836	27.399	17.014
8						8	14:41:00.921	1:04.717	20.732	27.017	16.968
(212) Jiri FORMAN						(210) Antoine BARTHON					
1	14:33:34.736	1:13.097	22.818	32.062	18.217	1	14:33:30.469	1:17.993	21.670	31.806	24.517
2	14:34:40.710	1:05.974	22.210	26.884	16.880	2	14:34:35.411	1:04.942	20.974	27.095	16.873
3	14:35:44.893	1:04.183	20.456	26.876	16.851	3	14:35:39.976	1:04.565	20.642	27.013	16.910
4	14:36:49.054	1:04.161	20.500	26.833	16.828	4	14:36:44.410	1:04.434	20.553	26.943	16.938
5	14:37:53.299	1:04.245	20.533	26.828	16.884	5	14:37:51.455	1:07.045	20.742	29.083	17.220
6	14:38:57.821	1:04.522	20.628	26.938	16.956	6	14:38:56.345	1:04.890	20.606	26.934	17.350
7						7	14:40:02.096	1:05.751	20.708	26.982	18.061
8						8	14:41:06.724	1:04.628	20.629	26.989	17.010
(231) Dave BLOM						(240) Petr BEZEL					
1	14:33:17.065	1:11.229	25.839	28.067	17.323	1	14:33:21.471	1:08.332	21.473	28.871	17.988
2	14:34:21.839	1:04.774	20.899	27.047	16.828	2	14:34:26.650	1:05.179	20.928	27.276	16.975
3	14:35:34.736	1:12.897	20.510	33.834	18.553	3	14:35:31.493	1:04.843	20.759	27.123	16.961
4	14:36:39.046	1:04.310	20.640	26.846	16.860	4	14:36:36.484	1:04.991	20.756	26.990	17.245
5	14:37:43.223	1:04.177	20.437	26.870	16.870	5	14:37:40.979	1:04.495	20.641	26.961	16.893
6	14:38:47.403	1:04.180	20.579	26.782	16.819						
7	14:39:51.841	1:04.438	20.606	26.834	16.998						
8	14:40:56.270	1:04.429	20.560	27.043	16.826						



Rotax Winter Cup

ROTAX Seniors

Campillos / Spain 1,588 Km

NON QUALIFYING PRACTICE 2

10.02.2012 14:30

Practice (10:00 Time) started at 14:30:00

Lap	Time of Day	Lap Tm	S1 Tm	S2 Tm	S3 Tm	Lap	Time of Day	Lap Tm	S1 Tm	S2 Tm	S3 Tm	
6	14:38:45.707	1:04.728	20.795	27.025	16.908	(219) Andreas BACKMAN	1	14:33:15.111	1:15.737	27.093	31.349	17.295
7	14:39:51.175	1:05.468	20.854	27.322	17.292	2	14:34:21.174	1:06.063	20.847	27.162	18.054	
8	14:40:55.902	1:04.727	20.727	27.019	16.981	3	14:35:26.901	1:05.727	20.790	27.326	17.611	
(229) Oliver MYERS						4	14:36:31.850	1:04.949	20.883	27.113	16.953	
1	14:33:18.578	1:07.650	22.955	27.470	17.225	5	14:37:36.650	1:04.800	20.689	27.113	16.998	
2	14:34:23.638	1:05.060	20.846	27.127	17.087	6	14:38:41.904	1:05.254	20.872	27.047	17.335	
3	14:35:28.455	1:04.817	20.681	27.146	16.990	7	14:39:47.727	1:05.823	20.856	27.125	17.422	
4	14:36:33.148	1:04.693	20.723	26.943	17.027	8	14:40:52.840	1:05.113	20.865	27.199	17.049	
5	14:37:37.727	1:04.579	20.637	26.964	16.978	(237) Sten Dorian PIIRIMAGI	1	14:33:18.089	1:12.137	21.878	32.314	17.945
6	14:38:42.283	1:04.556	20.699	26.918	16.939	2	14:34:24.495	1:06.406	21.112	27.228	18.066	
7	14:39:47.596	1:05.313	20.886	27.021	17.406	3	14:35:31.072	1:06.577	22.143	27.256	17.178	
8	14:40:52.509	1:04.913	20.904	27.071	16.938	4	14:36:36.673	1:05.601	20.818	27.143	17.640	
(230) Charlie TURNER						5	14:37:41.473	1:04.800	20.728	27.142	16.930	
1	14:33:17.897	1:07.852	22.759	27.586	17.507	6	14:38:46.523	1:05.050	20.831	27.284	16.853	
2	14:34:23.028	1:05.131	20.891	27.267	16.973	7	14:39:52.009	1:05.486	20.982	27.259	17.245	
3	14:35:27.615	1:04.587	20.692	27.047	16.848	8	14:40:56.988	1:04.979	20.757	27.169	17.053	
4	14:36:32.375	1:04.760	20.720	27.177	16.863	(243) Glenn VAN PARIJS	1	14:32:55.815	1:06.022	21.259	27.462	17.301
5	14:37:37.052	1:04.677	20.590	27.065	17.022	2	14:34:01.076	1:05.261	20.948	27.177	17.136	
6	14:38:41.623	1:04.571	20.708	26.937	16.926	3	14:35:06.517	1:05.441	20.980	27.271	17.190	
7	14:39:46.351	1:04.728	20.759	27.009	16.960	4	14:36:11.440	1:04.923	20.851	27.066	17.006	
8	14:40:51.170	1:04.819	20.810	27.060	16.949	5	14:37:16.379	1:04.939	20.820	27.093	17.026	
(228) Alexis ARAUJO						6	14:38:21.296	1:04.917	20.886	27.037	16.994	
1	14:33:00.542	1:05.876	21.085	27.582	17.209	7	14:39:26.291	1:04.995	20.938	27.033	17.024	
2	14:34:05.477	1:04.935	20.720	27.163	17.052	8	14:40:31.774	1:05.483	20.797	27.251	17.435	
3	14:35:10.206	1:04.729	20.698	27.048	16.983	(242) Miroslav KOVAR	1	14:33:17.308	1:16.179	25.013	31.027	20.139
4	14:36:14.932	1:04.726	20.656	27.052	17.018	2	14:34:23.313	1:06.005	21.312	27.615	17.078	
5	14:37:31.452	1:16.520	20.662	27.072	28.786	3	14:35:28.841	1:05.528	20.760	27.595	17.173	
6	14:38:36.286	1:04.834	20.990	26.925	16.919	4	14:36:34.716	1:05.875	20.857	27.754	17.264	
7	14:39:41.196	1:04.910	20.732	27.283	16.895	5	14:37:40.007	1:05.291	20.843	27.275	17.173	
8	14:40:45.811	1:04.615	20.736	26.927	16.952	6	14:38:45.054	1:05.047	20.872	27.200	16.975	
(247) Stefan LOCSMANDI						7	14:39:50.781	1:05.727	21.208	27.294	17.225	
1	14:33:14.774	1:15.702	30.344	28.235	17.123	8	14:40:56.870	1:06.089	21.028	27.951	17.110	
2	14:34:20.011	1:05.237	20.882	27.235	17.120	(244) Eva BENES	1	14:33:19.250	1:05.857	21.331	27.397	17.129
3	14:35:25.183	1:05.172	20.713	27.188	17.271	2	14:34:24.744	1:05.494	20.920	27.473	17.101	
4	14:36:30.089	1:04.906	21.075	26.921	16.910	3	14:35:30.364	1:05.620	21.035	27.528	17.057	
5	14:37:34.781	1:04.692	20.756	26.991	16.945	4	14:36:35.543	1:05.179	20.830	27.277	17.072	
6	14:38:39.520	1:04.739	20.702	27.033	17.004	5	14:37:40.856	1:05.313	20.821	27.360	17.132	
7	14:39:44.334	1:04.814	20.826	27.043	16.945	6	14:38:46.389	1:05.533	21.181	27.203	17.149	
8	14:40:49.253	1:04.919	20.799	27.085	17.035	7	14:39:52.651	1:06.262	21.842	27.236	17.184	
(238) Alexandre FINKELSTEIN						8	14:40:57.842	1:05.191	20.967	27.162	17.062	
1	14:33:16.712	1:14.894	23.545	32.953	18.396	(252) Juuso PYKALAINEN	1	14:32:44.133	1:06.251	21.407	27.608	17.236
2	14:34:22.073	1:05.361	20.971	27.170	17.220	2	14:33:49.739	1:05.606	21.115	27.336	17.155	
3	14:35:27.172	1:05.099	20.772	27.136	17.191	3	14:34:55.002	1:05.263	20.915	27.210	17.138	
4	14:36:31.986	1:04.814	20.866	27.062	16.886	4	14:36:00.370	1:05.368	20.925	27.368	17.075	
5	14:37:37.320	1:05.334	20.722	27.464	17.148	5	14:37:05.717	1:05.347	20.893	27.211	17.243	
6	14:38:42.014	1:04.694	20.712	27.010	16.972	6	14:38:10.969	1:05.252	20.838	27.298	17.116	
7	14:39:47.793	1:05.779	21.255	27.157	17.367	7	14:39:16.321	1:05.352	20.981	27.232	17.139	
8	14:40:54.295	1:06.502	20.964	28.532	17.006	8	14:40:21.643	1:05.322	20.970	27.213	17.139	
(248) Artem KOROLEV						(235) Luis SILVA	1	14:32:37.524	1:06.201	21.231	27.679	17.291
1	14:33:13.502	1:07.753	21.691	28.667	17.395	2	14:33:43.111	1:05.587	20.942	27.445	17.200	
2	14:34:20.223	1:06.721	21.526	27.559	17.636	3	14:34:48.838	1:05.727	21.103	27.389	17.235	
3	14:35:27.458	1:07.235	20.806	28.729	17.700	4	14:35:54.267	1:05.429	20.829	27.383	17.217	
4	14:36:33.428	1:05.970	21.230	27.400	17.340	5	14:37:00.279	1:06.012	20.925	27.754	17.333	
5	14:37:38.484	1:05.056	20.779	27.281	16.996	6	14:38:06.353	1:06.074	21.181	27.892	17.001	
6	14:38:43.202	1:04.718	20.748	27.037	16.933	7	14:39:11.676	1:05.323	21.042	27.195	17.086	
7	14:39:48.265	1:05.063	20.796	27.167	17.100	8	14:40:16.941	1:05.265	20.946	27.208	17.111	
8	14:40:53.252	1:04.987	20.805	27.249	16.933	(251) Joffrey DAVID	1	14:32:39.395	1:06.156	21.349	27.505	17.302
(239) Joel JOHANSSON						2	14:33:44.888	1:05.493	20.945	27.396	17.152	
1	14:33:16.373	1:08.843	22.232	29.188	17.423							
2	14:34:21.491	1:05.118	21.017	27.042	17.059							
3	14:35:26.796	1:05.305	20.777	27.331	17.197							
4	14:36:31.552	1:04.756	20.821	26.978	16.957							
5	14:37:39.492	1:07.940	20.790	27.221	19.929							
6	14:38:44.948	1:05.456	20.887	27.381	17.188							
7	14:39:52.889	1:07.941	21.404	28.516	18.021							



Rotax Winter Cup

ROTAX Seniors

Campillos / Spain 1,588 Km

NON QUALIFYING PRACTICE 2

10.02.2012 14:30

Practice (10:00 Time) started at 14:30:00

Lap	Time of Day	Lap Tm	S1 Tm	S2 Tm	S3 Tm
3	14:34:50.484	1:05.596	20.980	27.376	17.240
4	14:35:55.798	1:05.314	20.913	27.286	17.115
5	14:37:02.205	1:06.407	21.538	27.726	17.143
6	14:38:07.492	1:05.287	20.945	27.117	17.225
7	14:39:13.124	1:05.632	20.977	27.317	17.338
8	14:40:18.493	1:05.369	21.027	27.225	17.117

(225) Jeremie LESOURDIER

1	14:32:32.760	1:06.439	21.493	27.697	17.249
2	14:33:38.566	1:05.806	21.128	27.420	17.258
3	14:34:44.286	1:05.720	21.111	27.376	17.233
4	14:35:50.011	1:05.725	21.187	27.264	17.274
5	14:36:55.617	1:05.606	21.081	27.325	17.200
6	14:38:01.101	1:05.484	20.926	27.381	17.177
7	14:39:06.992	1:05.891	21.290	27.238	17.363
8	14:40:12.597	1:05.605	21.054	27.319	17.232

(245) Manuel LEON-SOTELO

1	14:32:34.126	1:07.908	21.927	28.513	17.468
2	14:33:40.076	1:05.950	21.148	27.547	17.255
3	14:34:46.110	1:06.034	21.331	27.403	17.300
4	14:35:51.926	1:05.816	20.950	27.466	17.400
5	14:36:57.716	1:05.790	21.072	27.308	17.410
6	14:38:03.314	1:05.598	21.040	27.339	17.219
7	14:39:08.918	1:05.604	21.082	27.255	17.267
8	14:40:14.559	1:05.641	21.024	27.474	17.143

(241) Pierre AUVRAY

1	14:33:21.584	1:08.073	21.632	28.481	17.960
2	14:34:27.410	1:05.826	21.195	27.418	17.213
3	14:35:33.198	1:05.788	20.964	27.486	17.338
4	14:36:38.929	1:05.731	20.957	27.583	17.191
5	14:37:44.716	1:05.787	21.036	27.466	17.285
6	14:38:50.535	1:05.819	21.021	27.512	17.286

(246) Sabedin Berat TURKER

1	14:33:31.077	1:08.676	22.554	28.267	17.855
2	14:34:59.099	1:28.022	21.709	48.670	17.643
3	14:36:06.120	1:07.021	21.508	27.727	17.786
4	14:37:12.526	1:06.406	21.318	27.541	17.547
5	14:38:18.690	1:06.164	21.355	27.282	17.527
6	14:39:25.114	1:06.424	21.303	27.791	17.330
7	14:40:32.296	1:07.182	21.460	27.685	18.037



Rotax Winter Cup

ROTAX Seniors

Campillos / Spain 1,588 Km

QUALIFYING PRACTICE

10.02.2012 16:30

Qualifying (15:00 Time) started at 16:29:59

Pos	No.	Name	Nat.	Chassis	Race Team	Laps	Best Tm	Diff	Gap In Lap	km/h
1	205	Sean BABINGTON	GBR	Alonso	Dan Holland Racing	7	1:03.752			
2	203	Edward BRAND	GBR	Formula K	Formula K Europe	8	1:03.823	0.071	0.071	4 89,573
3	236	Andy KING	GBR	Tonykart	Strawberry Racing	9	1:03.895	0.143	0.072	5 89,472
4	208	Charlie EASTWOOD	GBR	Formula K	Protrain Racing	8	1:03.921	0.169	0.026	7 89,435
5	231	Dave BLOM	NED	Formula K	Formula K Europe	7	1:03.965	0.213	0.044	6 89,374
6	224	Aavo TALVAR	EST	Intrepid	Talvar Racing	8	1:04.039	0.287	0.074	6 89,271
7	254	Harrison SCOTT	GBR	Tonykart	Strawberry Racing	10	1:04.079	0.327	0.040	5 89,215
8	268	Francisco MORA	POR	FA	Cabo do Mundo Kartteam	8	1:04.096	0.344	0.017	3 89,191
9	207	Ferenc KANCSAR	AUT	DR	VPDR	7	1:04.158	0.406	0.062	5 89,105
10	212	Jiri FORMAN	CZE	MS Kart	MS Kart Racing Team	7	1:04.168	0.416	0.010	3 89,091
11	286	Philip MORIN	SWE	Alonso	Dan Holland Racing	7	1:04.172	0.420	0.004	3 89,086
12	232	James SINGLETON	GBR	Tonykart	Coles Racing	8	1:04.190	0.438	0.018	4 89,061
13	209	Ross WYLIE	GBR	Alonso	Dan Holland Racing	7	1:04.230	0.478	0.040	4 89,005
14	210	Antoine BARTHON	FRA	Alonso	Dan Holland Racing	7	1:04.276	0.524	0.046	4 88,941
15	238	Alexandre FINKELSTEIN	FRA	Tonykart	MD Competition	9	1:04.295	0.543	0.019	5 88,915
16	229	Oliver MYERS	GBR	Tonykart	Coles Racing	9	1:04.297	0.545	0.002	9 88,912
17	234	Ash HAND	GBR	Tonykart	Strawberry Racing	9	1:04.318	0.566	0.021	6 88,883
18	237	Sten Dorian PIIRIMAGI	EST	Tonykart	Aix Racing Team	6	1:04.391	0.639	0.073	4 88,783
19	240	Petr BEZEL	CZE	MS Kart	MS Kart Racing Team	8	1:04.479	0.727	0.088	4 88,661
20	219	Andreas BACKMAN	SWE	Tonykart	Strawberry Racing	9	1:04.488	0.736	0.009	3 88,649
21	228	Alexis ARAUJO	ESP	Energy	Premier Motorsport	8	1:04.495	0.743	0.007	6 88,639
22	230	Charlie TURNER	GBR	CRG	Coles Racing	7	1:04.524	0.772	0.029	4 88,600
23	251	Joffrey DAVID	FRA	Tonykart	MD Competition	9	1:04.565	0.813	0.041	6 88,543
24	247	Stefan LOCSMANDI	AUT	Kosmic	Paul Carr Racing	8	1:04.695	0.943	0.130	3 88,365
25	244	Eva BENES	FRA	Sodikart	PKS	10	1:04.741	0.989	0.046	8 88,303
26	235	Luis SILVA	POR	Kosmic	RS Race Service	9	1:04.757	1.005	0.016	6 88,281
27	248	Artem KOROLEV	CAN	Intrepid	TKP	4	1:04.825	1.073	0.068	3 88,188
28	243	Glenn VAN PARIJS	BEL	Zanardi	Raw Racing Team	8	1:04.875	1.123	0.050	5 88,120
29	239	Joel JOHANSSON	SWE	Energy	Energy Team Sweden	8	1:05.030	1.278	0.155	5 87,910
30	242	Miroslav KOVAR	CZE	MS Kart	MS Kart Racing Team	9	1:05.041	1.289	0.011	5 87,895
31	252	Juuso PYKALAINEN	FIN	Tonykart	MPT Racing	9	1:05.119	1.367	0.078	4 87,790
32	241	Pierre AUVRAY	FRA	FA Kart	DSS Kart	9	1:05.225	1.473	0.106	8 87,647
33	245	Manuel LEON-SOTELO	ESP	Tonykart	Prokart Competition	9	1:05.234	1.482	0.009	8 87,635
34	225	Jeremie LESOURDIER	FRA	Tonykart	Malevaut Sport	10	1:05.338	1.586	0.104	5 87,496
35	246	Sabedin Berat TURKER	TUR	Formula K	Protrain Racing	9	1:05.677	1.925	0.339	5 87,044

Announcements

These results are provisional until the conclusion of any judicial and technical matters

Timekeeping Ingrid and Meik Wagner:

Clerk of the course Nigel Edwards:

www.mylaps.com

Steward (Chairman) Olivier Steveny:

Chief Scrutineer Paul Klaassen:

Licensed to: Motorsport Events



Rotax Winter Cup

ROTAX Seniors

Campillos / Spain 1,588 Km

QUALIFYING PRACTICE

10.02.2012 16:30

Qualifying (15:00 Time) started at 16:29:59

Lap	Time of Day	Lap Tm	S1 Tm	S2 Tm	S3 Tm
(205) Sean BABINGTON					
1	16:38:59.133	1:20.128	21.420	31.073	27.635
2	16:40:03.649	1:04.516	20.818	26.873	16.825
3	16:41:07.619	1:03.970	20.425	26.791	16.754
4	16:42:11.371	1:03.752	20.368	26.685	16.699
5	16:43:15.420	1:04.049	20.619	26.686	16.744
6	16:44:19.795	1:04.375	20.771	26.796	16.808
7	16:45:24.205	1:04.410	20.655	26.902	16.853

Lap	Time of Day	Lap Tm	S1 Tm	S2 Tm	S3 Tm
(207) Ferenc KANCSAR					
1	16:38:02.825	1:05.932	21.798	27.191	16.943
2	16:39:07.215	1:04.390	20.630	26.934	16.826
3	16:40:11.311	1:04.096	20.497	26.789	16.810
4	16:41:15.583	1:04.272	20.435	26.934	16.903
5	16:42:22.708	1:07.125	22.712	26.925	17.488
6	16:43:36.410	1:13.702	28.731	28.030	16.941
7	16:44:40.794	1:04.384	20.489	26.998	16.897
8	16:45:45.705	1:04.911	21.046	26.942	16.923

Lap	Time of Day	Lap Tm	S1 Tm	S2 Tm	S3 Tm
(203) Edward BRAND					
1	16:38:08.435	1:12.280	25.051	29.282	17.947
2	16:39:13.144	1:04.709	21.005	26.886	16.818
3	16:40:17.000	1:03.856	20.492	26.664	16.700
4	16:41:20.823	1:03.823	20.386	26.714	16.723
5	16:42:24.927	1:04.104	20.486	26.787	16.831
6	16:43:29.359	1:04.432	20.652	27.000	16.780
7	16:44:33.530	1:04.171	20.490	26.835	16.846
8	16:45:37.887	1:04.357	20.646	26.896	16.815

Lap	Time of Day	Lap Tm	S1 Tm	S2 Tm	S3 Tm
(212) Jiri FORMAN					
1	16:38:49.030	1:15.258	21.384	30.872	23.002
2	16:39:57.515	1:08.485	21.831	29.650	17.004
3	16:41:01.697	1:04.182	20.532	26.747	16.903
4	16:42:06.063	1:04.366	20.556	26.787	17.023
5	16:43:10.221	1:04.158	20.527	26.798	16.833
6	16:44:14.636	1:04.415	20.585	26.883	16.947
7	16:45:19.778	1:05.142	21.176	27.009	16.957

Lap	Time of Day	Lap Tm	S1 Tm	S2 Tm	S3 Tm
(236) Andy KING					
1	16:37:03.673	1:43.548	37.271	42.647	23.630
2	16:38:10.043	1:06.370	21.203	28.219	16.948
3	16:39:14.136	1:04.093	20.565	26.757	16.771
4	16:40:18.128	1:03.992	20.508	26.728	16.756
5	16:41:22.023	1:03.895	20.364	26.776	16.755
6	16:42:26.122	1:04.099	20.523	26.807	16.769
7	16:43:30.531	1:04.409	20.542	27.043	16.824
8	16:44:34.798	1:04.267	20.489	26.738	17.040
9	16:45:39.028	1:04.230	20.576	26.827	16.827

Lap	Time of Day	Lap Tm	S1 Tm	S2 Tm	S3 Tm
(286) Philip MORIN					
1	16:38:24.344	1:05.708	21.527	27.269	16.912
2	16:39:28.662	1:04.318	20.665	26.892	16.761
3	16:40:32.834	1:04.172	20.536	26.843	16.793
4	16:41:37.006	1:04.172	20.545	26.862	16.765
5	16:42:41.245	1:04.239	20.521	26.855	16.863
6	16:43:45.441	1:04.196	20.543	26.902	16.751
7	16:44:50.088	1:04.647	20.754	26.994	16.899

Lap	Time of Day	Lap Tm	S1 Tm	S2 Tm	S3 Tm
(208) Charlie EASTWOOD					
1	16:38:15.838	1:15.350	28.825	29.248	17.277
2	16:39:20.754	1:04.916	20.999	26.994	16.923
3	16:40:24.972	1:04.218	20.601	26.817	16.800
4	16:41:28.953	1:03.981	20.431	26.711	16.839
5	16:42:33.021	1:04.068	20.506	26.746	16.816
6	16:43:37.110	1:04.089	20.523	26.729	16.837
7	16:44:41.031	1:03.921	20.467	26.665	16.789
8	16:45:45.271	1:04.240	20.579	26.796	16.865

Lap	Time of Day	Lap Tm	S1 Tm	S2 Tm	S3 Tm
(232) James SINGLETON					
1	16:37:04.221	1:07.629	22.803	27.696	17.130
2	16:38:09.254	1:05.033	20.960	27.161	16.912
3	16:39:13.605	1:04.351	20.654	26.860	16.837
4	16:40:17.795	1:04.190	20.519	26.829	16.842
5	16:41:22.395	1:04.600	20.498	27.194	16.908
6	16:42:26.743	1:04.348	20.652	26.863	16.833
7	16:43:31.238	1:04.495	20.810	26.818	16.867
8	16:44:35.689	1:04.451	20.621	26.883	16.947

Lap	Time of Day	Lap Tm	S1 Tm	S2 Tm	S3 Tm
(231) Dave BLOM					
1	16:38:55.798	1:09.972	24.743	27.992	17.237
2	16:40:00.449	1:04.651	20.813	26.903	16.935
3	16:41:04.522	1:04.073	20.527	26.729	16.817
4	16:42:08.739	1:04.217	20.379	27.015	16.823
5	16:43:12.860	1:04.121	20.464	26.791	16.866
6	16:44:16.825	1:03.965	20.403	26.768	16.794
7	16:45:21.125	1:04.300	20.513	26.900	16.887

Lap	Time of Day	Lap Tm	S1 Tm	S2 Tm	S3 Tm
(209) Ross WYLIE					
1	16:38:47.901	1:16.952	23.119	31.159	22.674
2	16:39:52.587	1:04.686	20.909	26.939	16.838
3	16:40:57.065	1:04.478	20.673	26.900	16.905
4	16:42:01.295	1:04.230	20.590	26.813	16.827
5	16:43:05.577	1:04.282	20.503	26.913	16.866
6	16:44:12.117	1:06.540	20.768	27.181	18.591
7	16:45:19.266	1:07.149	23.343	26.965	16.841

Lap	Time of Day	Lap Tm	S1 Tm	S2 Tm	S3 Tm
(224) Aavo TALVAR					
1	16:38:02.398	1:05.896	21.702	27.213	16.981
2	16:39:06.820	1:04.422	20.574	26.966	16.882
3	16:40:10.910	1:04.090	20.457	26.856	16.777
4	16:41:16.680	1:05.770	20.439	28.414	16.917
5	16:42:28.494	1:11.814	22.747	32.223	16.844
6	16:43:32.533	1:04.039	20.489	26.817	16.733
7	16:44:36.813	1:04.280	20.671	26.746	16.863
8	16:45:40.952	1:04.139	20.563	26.747	16.829

Lap	Time of Day	Lap Tm	S1 Tm	S2 Tm	S3 Tm
(210) Antoine BARTHON					
1	16:38:49.995	1:14.822	22.047	29.492	23.283
2	16:39:56.145	1:06.150	21.153	28.093	16.904
3	16:41:00.478	1:04.333	20.602	26.840	16.891
4	16:42:04.754	1:04.276	20.620	26.811	16.845
5	16:43:09.054	1:04.300	20.500	26.908	16.892
6	16:44:13.424	1:04.370	20.583	26.888	16.899
7	16:45:18.578	1:05.154	20.995	27.017	17.142

Lap	Time of Day	Lap Tm	S1 Tm	S2 Tm	S3 Tm
(254) Harrison SCOTT					
1	16:35:56.208	1:25.916	28.658	35.855	21.403
2	16:37:02.740	1:06.532	21.475	27.432	17.625
3	16:38:07.806	1:05.066	20.878	27.304	16.884
4	16:39:11.903	1:04.097	20.498	26.847	16.752
5	16:40:15.982	1:04.079	20.503	26.706	16.870
6	16:41:20.086	1:04.104	20.447	26.656	17.001
7	16:42:24.413	1:04.327	20.448	27.092	16.787
8	16:43:28.672	1:04.259	20.528	26.849	16.882
9	16:44:32.938	1:04.266	20.526	26.934	16.806
10	16:45:37.455	1:04.517	20.587	26.976	16.954

Lap	Time of Day	Lap Tm	S1 Tm	S2 Tm	S3 Tm
(238) Alexandre FINKELSTEIN					
1	16:37:05.830	1:07.727	22.352	27.711	17.664
2	16:38:10.735	1:04.905	20.876	27.132	16.897
3	16:39:15.304	1:04.569	20.610	27.094	16.865
4	16:40:20.407	1:05.103	20.580	27.028	17.495
5	16:41:24.702	1:04.295	20.515	26.922	16.858
6	16:42:29.689	1:04.987	20.631	27.472	16.884
7	16:43:34.106	1:04.417	20.544	26.894	16.979
8	16:44:38.437	1:04.331	20.492	26.927	16.912

Lap	Time of Day	Lap Tm	S1 Tm	S2 Tm	S3 Tm
(268) Francisco MORA					



Rotax Winter Cup

ROTAX Seniors

Campillos / Spain 1,588 Km

QUALIFYING PRACTICE

10.02.2012 16:30

Qualifying (15:00 Time) started at 16:29:59

Lap	Time of Day	Lap Tm	S1 Tm	S2 Tm	S3 Tm	Lap	Time of Day	Lap Tm	S1 Tm	S2 Tm	S3 Tm
9	16:45:42.956	1:04.519	20.641	26.946	16.932	1	16:36:51.765	1:08.525	21.598	29.450	17.477
(229) Oliver MYERS						2	16:37:57.193	1:05.428	21.030	27.314	17.084
1	16:37:05.396	1:07.569	22.478	27.725	17.366	3	16:39:09.475	1:12.282	26.189	28.796	17.297
2	16:38:10.997	1:05.601	21.158	27.151	17.292	4	16:40:16.273	1:06.798	20.814	27.029	18.955
3	16:39:15.604	1:04.607	20.670	26.915	17.022	5	16:41:21.150	1:04.877	20.721	27.022	17.134
4	16:40:20.097	1:04.493	20.649	26.760	17.084	6	16:42:25.715	1:04.565	20.622	26.998	16.945
5	16:41:24.518	1:04.421	20.630	26.888	16.903	7	16:43:30.917	1:05.202	20.734	27.455	17.013
6	16:42:29.275	1:04.757	20.716	27.087	16.954	8	16:44:35.907	1:04.990	20.697	26.915	17.378
7	16:43:33.708	1:04.433	20.654	26.889	16.890	9	16:45:40.821	1:04.914	20.798	27.123	16.993
8	16:44:38.086	1:04.378	20.576	26.831	16.971	(247) Stefan LOCSMANDI					
9	16:45:42.383	1:04.297	20.654	26.795	16.848	1	16:38:05.124	1:10.300	24.821	28.349	17.130
(234) Ash HAND						2	16:39:10.078	1:04.954	20.877	27.167	16.910
1	16:36:23.393	1:41.400	32.643	48.331	20.426	3	16:40:14.773	1:04.695	20.683	27.062	16.950
2	16:37:29.219	1:05.826	21.168	27.501	17.157	4	16:41:20.340	1:05.567	20.622	27.098	17.847
3	16:38:33.874	1:04.655	20.726	26.930	16.999	5	16:42:25.200	1:04.860	20.669	26.963	17.228
4	16:39:38.525	1:04.651	20.632	27.019	17.000	6	16:43:29.929	1:04.729	20.810	27.001	16.918
5	16:40:48.093	1:09.568	24.013	28.536	17.019	7	16:44:34.967	1:05.038	20.636	27.003	17.399
6	16:41:52.411	1:04.318	20.539	26.957	16.822	8	16:45:39.670	1:04.703	20.734	27.028	16.941
7	16:43:05.703	1:13.292	20.604	28.273	24.415	(244) Eva BENES					
8	16:44:12.768	1:07.065	22.061	26.785	18.219	1	16:36:01.653	1:17.705	30.314	29.846	17.545
9	16:45:18.987	1:06.219	22.240	26.858	17.121	2	16:37:08.074	1:06.421	21.448	27.393	17.580
(237) Sten Dorian PIIRIMAGI						3	16:38:13.581	1:05.507	21.037	27.398	17.072
1	16:38:06.176	1:06.220	21.625	27.598	16.997	4	16:39:18.383	1:04.802	20.761	27.020	17.021
2	16:39:10.643	1:04.467	20.640	26.984	16.843	5	16:40:23.256	1:04.873	20.750	27.114	17.009
3	16:40:15.211	1:04.568	20.599	26.889	17.080	6	16:41:28.241	1:04.985	20.848	27.154	16.983
4	16:41:19.602	1:04.391	20.515	26.951	16.925	7	16:42:33.184	1:04.943	20.772	27.019	17.152
5	16:42:24.648	1:05.046	20.813	27.356	16.877	8	16:43:37.925	1:04.741	20.644	27.052	17.045
6	16:43:29.563	1:04.915	20.775	27.309	16.831	9	16:44:42.833	1:04.908	20.779	27.109	17.020
(240) Petr BEZEL						10	16:45:47.896	1:05.063	20.818	27.184	17.061
1	16:38:03.340	1:06.373	22.145	27.257	16.971	(235) Luis SILVA					
2	16:39:08.033	1:04.693	20.639	27.125	16.929	1	16:36:35.316	1:08.655	23.844	27.692	17.119
3	16:40:12.571	1:04.538	20.518	27.096	16.924	2	16:37:40.519	1:05.203	20.981	27.163	17.059
4	16:41:17.050	1:04.479	20.534	26.965	16.980	3	16:38:45.600	1:05.081	20.680	27.157	17.244
5	16:42:21.855	1:04.805	20.872	27.002	16.931	4	16:39:50.394	1:04.794	20.827	27.009	16.958
6	16:43:28.912	1:07.057	22.623	27.472	16.962	5	16:40:55.260	1:04.866	20.764	27.100	17.002
7	16:44:33.665	1:04.753	20.677	26.951	17.125	6	16:42:00.017	1:04.757	20.680	27.108	16.969
8	16:45:38.347	1:04.682	20.776	26.986	16.920	7	16:43:05.291	1:05.274	20.844	27.153	17.277
(219) Andreas BACKMAN						8	16:44:11.047	1:05.756	20.923	27.432	17.401
1	16:37:01.811	1:40.557	36.371	42.212	21.974	9	16:45:17.883	1:06.836	20.698	27.451	18.687
2	16:38:08.114	1:06.303	21.608	27.642	17.053	(248) Artem KOROLEV					
3	16:39:12.602	1:04.488	20.632	26.946	16.910	1	16:38:41.352	1:06.529	21.521	27.776	17.232
4	16:40:17.247	1:04.645	20.652	26.945	17.048	2	16:39:46.528	1:05.176	20.834	27.207	17.135
5	16:41:21.826	1:04.579	20.586	27.084	16.909	3	16:40:51.353	1:04.825	20.668	27.097	17.060
6	16:42:27.458	1:05.632	21.505	27.228	16.899	4	16:41:56.574	1:05.221	20.697	27.401	17.123
7	16:43:32.286	1:04.828	20.757	27.066	17.005	(243) Glenn VAN PARIJS					
8	16:44:37.347	1:05.061	21.055	27.027	16.979	1	16:38:17.428	1:09.413	23.916	28.136	17.361
9	16:45:42.189	1:04.842	20.755	27.122	16.965	2	16:39:23.027	1:05.599	21.071	27.319	17.209
(228) Alexis ARAUJO						3	16:40:28.154	1:05.127	20.888	27.115	17.124
1	16:36:22.098	1:06.077	21.497	27.372	17.208	4	16:41:33.257	1:05.103	20.792	27.125	17.186
2	16:37:29.557	1:07.459	21.315	28.853	17.291	5	16:42:38.132	1:04.875	20.767	27.031	17.077
3	16:38:34.105	1:04.548	20.592	26.962	16.994	6	16:43:43.444	1:05.312	20.785	27.448	17.079
4	16:39:38.698	1:04.593	20.669	26.890	17.034	7	16:44:49.325	1:05.881	21.276	27.302	17.303
5	16:40:43.239	1:04.541	20.625	26.927	16.989	8	16:45:54.280	1:04.955	20.855	26.955	17.145
6	16:41:47.734	1:04.495	20.584	26.960	16.951	(239) Joel JOHANSSON					
7	16:43:05.941	1:18.207	21.723	36.703	19.781	1	16:37:26.888	1:11.309	24.975	28.924	17.410
8	16:44:11.890	1:05.949	20.671	27.153	18.125	2	16:38:32.286	1:05.398	21.034	27.240	17.124
(230) Charlie TURNER						3	16:39:40.009	1:07.723	20.876	29.535	17.312
1	16:37:14.727	1:08.181	22.972	28.029	17.180	4	16:40:46.164	1:06.155	21.475	27.512	17.168
2	16:38:19.646	1:04.919	20.866	27.061	16.992	5	16:41:51.194	1:05.030	20.799	27.083	17.148
3	16:39:24.287	1:04.641	20.705	27.002	16.934	6	16:42:59.137	1:07.943	20.770	29.522	17.651
4	16:40:28.811	1:04.524	20.614	26.919	16.991	7	16:44:04.187	1:05.050	20.801	27.125	17.124
5	16:41:33.515	1:04.704	20.770	27.033	16.901	8	16:45:09.226	1:05.039	20.823	27.071	17.145
6	16:42:38.388	1:04.873	20.803	27.051	17.019	(242) Miroslav KOVAR					
7	16:43:43.236	1:04.848	20.702	27.114	17.032	1	16:36:24.791	1:06.567	21.783	27.481	17.303
(251) Joffrey DAVID						2	16:37:35.249	1:10.458	21.095	30.011	19.352
1	16:36:24.791	1:06.567	21.783	27.481	17.303	3	16:38:40.851	1:05.602	21.085	27.363	17.154



Rotax Winter Cup

ROTAX Seniors

Campillos / Spain 1,588 Km

QUALIFYING PRACTICE

10.02.2012 16:30

Qualifying (15:00 Time) started at 16:29:59

Lap	Time of Day	Lap Tm	S1 Tm	S2 Tm	S3 Tm	Lap	Time of Day	Lap Tm	S1 Tm	S2 Tm	S3 Tm
4	16:39:46.014	1:05.163	20.800	27.179	17.184						
5	16:40:51.055	1:05.041	20.788	27.154	17.099						
6	16:41:56.812	1:05.757	20.777	27.823	17.157						
7	16:43:04.060	1:07.248	20.738	27.594	18.916						
8	16:44:12.366	1:08.306	23.134	28.011	17.161						
9	16:45:17.740	1:05.374	20.866	27.325	17.183						

(252) Juuso PYKALAINEN

1	16:36:25.373	1:07.310	22.180	27.813	17.317
2	16:37:31.416	1:06.043	21.077	27.823	17.143
3	16:38:36.880	1:05.464	20.924	27.245	17.295
4	16:39:41.999	1:05.119	20.860	27.146	17.113
5	16:40:47.314	1:05.315	20.871	27.332	17.112
6	16:41:52.775	1:05.461	20.858	27.273	17.330
7	16:42:58.233	1:05.458	20.818	27.395	17.245
8	16:44:03.450	1:05.217	20.842	27.244	17.131
9	16:45:08.819	1:05.369	20.923	27.346	17.100

(241) Pierre AUVRAY

1	16:36:46.623	1:10.165	23.128	29.608	17.429
2	16:37:52.395	1:05.772	21.007	27.489	17.276
3	16:38:57.944	1:05.549	20.971	27.324	17.254
4	16:40:03.524	1:05.580	20.867	27.307	17.406
5	16:41:08.852	1:05.328	21.028	27.107	17.193
6	16:42:14.374	1:05.522	21.053	27.312	17.157
7	16:43:19.802	1:05.428	20.782	27.307	17.339
8	16:44:25.027	1:05.225	20.803	27.341	17.081
9	16:45:30.319	1:05.292	20.846	27.215	17.231

(245) Manuel LEON-SOTELO

1	16:36:37.045	1:09.005	23.543	28.072	17.390
2	16:37:43.222	1:06.177	21.350	27.460	17.367
3	16:38:49.197	1:05.975	20.999	27.252	17.724
4	16:39:54.679	1:05.482	21.110	27.235	17.137
5	16:41:00.339	1:05.660	20.860	27.666	17.134
6	16:42:06.176	1:05.837	21.161	27.246	17.430
7	16:43:11.513	1:05.337	21.032	27.092	17.213
8	16:44:16.747	1:05.234	20.871	27.149	17.214
9	16:45:22.167	1:05.420	21.013	27.253	17.154

(225) Jeremie LESOURDIER

1	16:36:04.785	1:13.057	24.506	30.655	17.896
2	16:37:11.968	1:07.183	21.870	27.919	17.394
3	16:38:17.775	1:05.807	21.216	27.364	17.227
4	16:39:23.339	1:05.564	21.051	27.319	17.194
5	16:40:28.677	1:05.338	20.995	27.191	17.152
6	16:41:34.178	1:05.501	21.203	27.163	17.135
7	16:42:39.723	1:05.545	21.094	27.263	17.188
8	16:43:45.218	1:05.495	21.078	27.222	17.195
9	16:44:50.844	1:05.626	21.298	27.198	17.130
10	16:45:56.439	1:05.595	20.952	27.413	17.230

(246) Sabedin Berat TURKER

1	16:36:38.871	1:07.718	22.314	27.903	17.501
2	16:37:45.751	1:06.880	21.737	27.672	17.471
3	16:38:51.824	1:06.073	21.248	27.543	17.282
4	16:39:57.961	1:06.137	21.211	27.319	17.607
5	16:41:03.638	1:05.677	21.070	27.345	17.262
6	16:42:09.483	1:05.845	20.992	27.664	17.189
7	16:43:15.186	1:05.703	21.152	27.263	17.288
8	16:44:21.304	1:06.118	21.545	27.354	17.219
9	16:45:27.180	1:05.876	21.224	27.363	17.289

Rotax Winter Cup 2012

Class: Rotax Max Seniors

Date/Time: 11.02.2012 11:30

Track:

Heat:

Laps:

Campillos / Spain

Race 3 Qualifying Heat 1

10

Edition 1

Sabedin Berat TURKER	246	1:05.677 1.925	18	
	35			
Manuel LEON-SOTELO	245	1:05.234 1.482	17	Jeremie LESOURDIER
	33			225 1:05.338 1.586
Juuso PYKALAINEN	252	1:05.119 1.367	16	Pierre AUVRAY
	31			241 1:05.225 1.473
Joel JOHANSSON	239	1:05.030 1.278	15	Miroslav KOVAR
	29			242 1:05.041 1.289
Artem KOROLEV	248	1:04.825 1.073	14	Glenn VAN PARIJS
	27			243 1:04.875 1.123
Eva BENES	244	1:04.741 0.989	13	Luis SILVA
	25			235 1:04.757 1.005
Joffrey DAVID	251	1:04.565 0.813	12	Stefan LOCSMANDI
	23			247 1:04.695 0.943
Alexis ARAUJO	228	1:04.495 0.743	11	Charlie TURNER
	21			230 1:04.524 0.772
Petr BEZEL	240	1:04.479 0.727	10	Andreas BACKMAN
	19			219 1:04.488 0.736
Ash HAND	234	1:04.318 0.566	9	Sten Dorian PIIRIMAGI
	17			237 1:04.391 0.639
Alexandre FINKELSTEIN	238	1:04.295 0.543	8	Oliver MYERS
	15			229 1:04.297 0.545
Ross WYLIE	209	1:04.230 0.478	7	Antoine BARTHON
	13			210 1:04.276 0.524
Philip MORIN	286	1:04.172 0.420	6	James SINGLETON
	11			232 1:04.190 0.438
Ferenc KANCSAR	207	1:04.158 0.406	5	Jiri FORMAN
	9			212 1:04.168 0.416
Harrison SCOTT	254	1:04.079 0.327	4	Francisco MORA
	7			268 1:04.096 0.344
Dave BLOM	231	1:03.965 0.213	3	Aavo TALVAR
	5			224 1:04.039 0.287
Andy KING	236	1:03.895 0.143	2	Charlie EASTWOOD
	3			208 1:03.921 0.169
Sean BABINGTON	205	1:03.752	1	Edward BRAND
	1			203 1:03.823 0.071

Pole Position

Row

Clerk of the course Nigel Edwards:

Stewards (Chairman) Olivier Steveny:

Scrutineer Paul Klaassen:

Timekeeping Ingrid/Meik Wagner:

Rotax Winter Cup 2012

Class: Rotax Max Seniors

Date/Time: 11.02.2012 14:30

Track:

Heat:

Laps:

Campillos / Spain

Race 6 Qualifying Heat 2

10

Edition 1

Sabedin Berat TURKER	246	1:05.677 1.925	18	
	35			
Manuel LEON-SOTELO	245	1:05.234 1.482	17	Jeremie LESOURDIER
	33			225 1:05.338 1.586
Juuso PYKALAINEN	252	1:05.119 1.367	16	Pierre AUVRAY
	31			241 1:05.225 1.473
Joel JOHANSSON	239	1:05.030 1.278	15	Miroslav KOVAR
	29			242 1:05.041 1.289
Artem KOROLEV	248	1:04.825 1.073	14	Glenn VAN PARIJS
	27			243 1:04.875 1.123
Eva BENES	244	1:04.741 0.989	13	Luis SILVA
	25			235 1:04.757 1.005
Joffrey DAVID	251	1:04.565 0.813	12	Stefan LOCSMANDI
	23			247 1:04.695 0.943
Alexis ARAUJO	228	1:04.495 0.743	11	Charlie TURNER
	21			230 1:04.524 0.772
Petr BEZEL	240	1:04.479 0.727	10	Andreas BACKMAN
	19			219 1:04.488 0.736
Ash HAND	234	1:04.318 0.566	9	Sten Dorian PIIRIMAGI
	17			237 1:04.391 0.639
Alexandre FINKELSTEIN	238	1:04.295 0.543	8	Oliver MYERS
	15			229 1:04.297 0.545
Ross WYLIE	209	1:04.230 0.478	7	Antoine BARTHON
	13			210 1:04.276 0.524
Philip MORIN	286	1:04.172 0.420	6	James SINGLETON
	11			232 1:04.190 0.438
Ferenc KANCSAR	207	1:04.158 0.406	5	Jiri FORMAN
	9			212 1:04.168 0.416
Harrison SCOTT	254	1:04.079 0.327	4	Francisco MORA
	7			268 1:04.096 0.344
Dave BLOM	231	1:03.965 0.213	3	Aavo TALVAR
	5			224 1:04.039 0.287
Andy KING	236	1:03.895 0.143	2	Charlie EASTWOOD
	3			208 1:03.921 0.169
Sean BABINGTON	205	1:03.752	1	Edward BRAND
	1			203 1:03.823 0.071

Pole Position

Clerk of the course Nigel Edwards:

Stewards (Chairman) Olivier Steveny:

Scrutineer Paul Klaassen:

Timekeeping Ingrid/Meik Wagner:

Rotax Winter Cup 2012

Class: Rotax Max Seniors

Date/Time: 11.02.2012 16:30

Track:

Heat:

Laps:

Campillos / Spain

Race 9 Qualifying Heat 3

10

Edition 1

Sabedin Berat TURKER	246	1:05.677 1.925	18	
	35			
Manuel LEON-SOTELO	245	1:05.234 1.482	17	Jeremie LESOURDIER
	33			225
				1:05.338 1.586
Juuso PYKALAINEN	252	1:05.119 1.367	16	Pierre AUVRAY
	31			241
				1:05.225 1.473
Joel JOHANSSON	239	1:05.030 1.278	15	Miroslav KOVAR
	29			242
				1:05.041 1.289
Artem KOROLEV	248	1:04.825 1.073	14	Glenn VAN PARIJS
	27			243
				1:04.875 1.123
Eva BENES	244	1:04.741 0.989	13	Luis SILVA
	25			235
				1:04.757 1.005
Joffrey DAVID	251	1:04.565 0.813	12	Stefan LOCSMANDI
	23			247
				1:04.695 0.943
Alexis ARAUJO	228	1:04.495 0.743	11	Charlie TURNER
	21			230
				1:04.524 0.772
Petr BEZEL	240	1:04.479 0.727	10	Andreas BACKMAN
	19			219
				1:04.488 0.736
Ash HAND	234	1:04.318 0.566	9	Sten Dorian PIIRIMAGI
	17			237
				1:04.391 0.639
Alexandre FINKELSTEIN	238	1:04.295 0.543	8	Oliver MYERS
	15			229
				1:04.297 0.545
Ross WYLIE	209	1:04.230 0.478	7	Antoine BARTHON
	13			210
				1:04.276 0.524
Philip MORIN	286	1:04.172 0.420	6	James SINGLETON
	11			232
				1:04.190 0.438
Ferenc KANCSAR	207	1:04.158 0.406	5	Jiri FORMAN
	9			212
				1:04.168 0.416
Harrison SCOTT	254	1:04.079 0.327	4	Francisco MORA
	7			268
				1:04.096 0.344
Dave BLOM	231	1:03.965 0.213	3	Aavo TALVAR
	5			224
				1:04.039 0.287
Andy KING	236	1:03.895 0.143	2	Charlie EASTWOOD
	3			208
				1:03.921 0.169
Sean BABINGTON	205	1:03.752	1	Edward BRAND
	1			203
				1:03.823 0.071

Pole Position

Row

2

Clerk of the course Nigel Edwards:

Stewards (Chairman) Olivier Steveny:

Scrutineer Paul Klaassen:

Timekeeping Ingrid/Meik Wagner:



Rotax Winter Cup

ROTAX Seniors Campillos / Spain 1,588 Km

WARM UP Saturday 11.02.2012 09:30

Practice (10:00 Time) started at 9:29:58

Pos	No.	Name	Nat.	Chassis	Race Team	Laps	Best Tm	Diff	Gap In Lap	km/h
1	205	Sean BABINGTON	GBR	Alonso	Dan Holland Racing	5	1:04.190		5	89,061
2	254	Harrison SCOTT	GBR	Tonykart	Strawberry Racing	8	1:04.251	0.061	0.061	6 88,976
3	234	Ash HAND	GBR	Tonykart	Strawberry Racing	8	1:04.408	0.218	0.157	7 88,759
4	203	Edward BRAND	GBR	Formula K	Formula K Europe	4	1:04.481	0.291	0.073	4 88,659
5	210	Antoine BARTHON	FRA	Alonso	Dan Holland Racing	8	1:04.516	0.326	0.035	6 88,611
6	286	Philip MORIN	SWE	Alonso	Dan Holland Racing	8	1:04.524	0.334	0.008	7 88,600
7	268	Francisco MORA	POR	FA	Cabo do Mundo Kartteam	6	1:04.547	0.357	0.023	4 88,568
8	209	Ross WYLIE	GBR	Alonso	Dan Holland Racing	8	1:04.583	0.393	0.036	6 88,519
9	236	Andy KING	GBR	Tonykart	Strawberry Racing	4	1:04.640	0.450	0.057	4 88,441
10	231	Dave BLOM	NED	Formula K	Formula K Europe	7	1:04.644	0.454	0.004	7 88,435
11	212	Jiri FORMAN	CZE	MS Kart	MS Kart Racing Team	8	1:04.652	0.462	0.008	6 88,424
12	207	Ferenc KANCSAR	AUT	DR	VPDR	7	1:04.737	0.547	0.085	6 88,308
13	224	Aavo TALVAR	EST	Intrepid	Talvar Racing	8	1:04.797	0.607	0.060	4 88,226
14	228	Alexis ARAUJO	ESP	Energy	Premier Motorsport	7	1:04.813	0.623	0.016	5 88,205
15	232	James SINGLETON	GBR	Tonykart	Coles Racing	8	1:04.814	0.624	0.001	5 88,203
16	247	Stefan LOCSMANDI	AUT	Kosmic	Paul Carr Racing	8	1:04.889	0.699	0.075	6 88,101
17	229	Oliver MYERS	GBR	Tonykart	Coles Racing	4	1:04.914	0.724	0.025	3 88,067
18	230	Charlie TURNER	GBR	CRG	Coles Racing	6	1:04.961	0.771	0.047	4 88,004
19	239	Joel JOHANSSON	SWE	Energy	Energy Team Sweden	8	1:04.992	0.802	0.031	5 87,962
20	240	Petr BEZEL	CZE	MS Kart	MS Kart Racing Team	8	1:05.009	0.819	0.017	3 87,939
21	237	Sten Dorian PIIRIMAGI	EST	Tonykart	Aix Racing Team	8	1:05.092	0.902	0.083	3 87,826
22	219	Andreas BACKMAN	SWE	Tonykart	Strawberry Racing	8	1:05.207	1.017	0.115	3 87,672
23	235	Luis SILVA	POR	Kosmic	RS Race Service	8	1:05.208	1.018	0.001	6 87,670
24	238	Alexandre FINKELSTEIN	FRA	Tonykart	MD Competition	8	1:05.212	1.022	0.004	6 87,665
25	208	Charlie EASTWOOD	GBR	Formula K	Protrain Racing	6	1:05.215	1.025	0.003	4 87,661
26	241	Pierre AUVRAY	FRA	FA Kart	DSS Kart	8	1:05.414	1.224	0.199	8 87,394
27	243	Glenn VAN PARIJS	BEL	Zanardi	Raw Racing Team	8	1:05.459	1.269	0.045	8 87,334
28	246	Sabedin Berat TURKER	TUR	Formula K	Protrain Racing	8	1:05.686	1.496	0.227	7 87,032
29	251	Joffrey DAVID	FRA	Tonykart	MD Competition	6	1:05.692	1.502	0.006	4 87,024
30	242	Miroslav KOVAR	CZE	MS Kart	MS Kart Racing Team	8	1:05.735	1.545	0.043	4 86,967
31	225	Jeremie LESOURDIER	FRA	Tonykart	Malevaut Sport	8	1:05.736	1.546	0.001	6 86,966
32	244	Eva BENES	FRA	Sodikart	PKS	6	1:05.877	1.687	0.141	6 86,780
33	245	Manuel LEON-SOTELO	ESP	Tonykart	Prokart Competition	7	1:05.878	1.688	0.001	6 86,779
34	252	Juuso PYKALAINEN	FIN	Tonykart	MPT Racing	7	1:05.947	1.757	0.069	6 86,688
35	248	Artem KOROLEV	CAN	Intrepid	TKP	2	1:09.874	5.684	3.927	2 81,816

Timekeeping Ingrid and Meik Wagner:

Clerk of the course Nigel Edwards:

www.mylaps.com

Steward (Chairman) Olivier Steveny:

Chief Scrutineer Paul Klaassen:

Licensed to: Motorsport Events



Rotax Winter Cup

ROTAX Seniors

Campillos / Spain 1,588 Km

WARM UP Saturday

11.02.2012 09:30

Practice (10:00 Time) started at 9:29:58

Lap	Time of Day	Lap Tm	S1 Tm	S2 Tm	S3 Tm	Lap	Time of Day	Lap Tm	S1 Tm	S2 Tm	S3 Tm
(205) Sean BABINGTON						(231) Dave BLOM					
1	9:33:02.658	1:05.648	21.137	27.546	16.965	1	9:32:52.628	1:05.741	21.172	27.518	17.051
2	9:34:07.108	1:04.450	20.694	26.945	16.811	2	9:33:57.789	1:05.161	20.771	27.367	17.023
3	9:35:11.537	1:04.429	20.568	26.947	16.914	3	9:35:02.556	1:04.767	20.845	27.050	16.872
4	9:36:18.692	1:07.155	20.579	26.861	19.715	4	9:36:07.196	1:04.640	20.726	27.071	16.843
5	9:37:22.882	1:04.190	20.598	26.820	16.772	(212) Jiri FORMAN					
(254) Harrison SCOTT						1	9:33:14.662	1:06.007	21.351	27.489	17.167
1	9:32:51.561	1:05.886	21.395	27.488	17.003	2	9:34:19.630	1:04.968	20.838	27.186	16.944
2	9:33:56.450	1:04.889	20.784	27.240	16.865	3	9:35:24.502	1:04.872	20.684	27.057	17.131
3	9:35:00.969	1:04.519	20.580	27.090	16.849	4	9:36:29.383	1:04.881	20.708	27.106	17.067
4	9:36:05.720	1:04.751	20.612	27.257	16.882	5	9:37:34.237	1:04.854	20.672	27.085	17.097
5	9:37:10.041	1:04.321	20.542	26.927	16.852	6	9:38:38.991	1:04.754	20.668	27.081	17.005
6	9:38:14.292	1:04.251	20.520	26.936	16.795	7	9:39:43.635	1:04.644	20.604	27.025	17.015
7	9:39:19.216	1:04.924	20.492	27.088	17.344	(207) Ferenc KANCSAR					
8	9:40:23.577	1:04.361	20.686	26.875	16.800	1	9:33:00.905	1:05.990	21.341	27.483	17.166
(234) Ash HAND						2	9:34:05.876	1:04.971	20.877	27.134	16.960
1	9:32:58.671	1:06.518	21.329	27.589	17.600	3	9:35:10.590	1:04.714	20.713	27.049	16.952
2	9:34:03.433	1:04.762	20.836	27.082	16.844	4	9:36:15.284	1:04.694	20.647	27.067	16.980
3	9:35:11.966	1:08.533	21.496	29.280	17.757	5	9:37:20.128	1:04.844	20.758	27.107	16.979
4	9:36:16.496	1:04.530	20.721	26.987	16.822	6	9:38:24.780	1:04.652	20.685	27.021	16.946
5	9:37:21.268	1:04.772	20.767	27.004	17.001	7	9:39:29.619	1:04.839	20.696	27.110	17.033
6	9:38:25.918	1:04.650	20.619	27.080	16.951	8	9:40:34.495	1:04.876	20.846	27.060	16.970
7	9:39:30.326	1:04.408	20.606	26.836	16.966	(224) Aavo TALVAR					
8	9:40:34.791	1:04.465	20.627	26.993	16.845	1	9:32:42.664	1:05.828	21.347	27.396	17.085
(203) Edward BRAND						2	9:33:49.917	1:07.253	21.018	27.084	19.151
1	9:33:11.059	1:05.797	21.424	27.280	17.093	3	9:34:54.749	1:04.832	20.938	26.996	16.898
2	9:34:15.847	1:04.788	20.864	27.003	16.921	4	9:35:59.546	1:04.797	20.677	27.034	17.086
3	9:35:20.601	1:04.754	20.684	27.134	16.936	5	9:37:05.710	1:06.164	20.914	28.151	17.099
4	9:36:25.082	1:04.481	20.669	26.891	16.921	6	9:38:11.040	1:05.330	21.282	27.017	17.031
(210) Antoine BARTHON						7	9:39:16.007	1:04.967	20.640	27.407	16.920
1	9:32:59.816	1:06.118	21.426	27.580	17.112	8	9:40:21.126	1:05.119	20.866	27.076	17.177
2	9:34:04.632	1:04.816	20.774	27.142	16.900	(228) Alexis ARAUJO					
3	9:35:09.457	1:04.825	20.783	27.046	16.996	1	9:33:11.238	1:05.681	21.284	27.333	17.064
4	9:36:16.380	1:06.923	20.816	29.151	16.956	2	9:34:16.280	1:05.042	20.870	27.067	17.105
5	9:37:21.803	1:05.423	21.137	27.334	16.952	3	9:35:21.219	1:04.939	20.870	27.069	17.000
6	9:38:26.319	1:04.516	20.691	27.003	16.822	4	9:36:26.041	1:04.822	20.795	27.034	16.993
7	9:39:30.898	1:04.579	20.651	27.008	16.920	5	9:37:30.854	1:04.813	20.728	27.003	17.082
8	9:40:35.734	1:04.836	20.734	27.168	16.934	6	9:38:35.709	1:04.855	20.730	27.056	17.069
(286) Philip MORIN						7	9:39:42.200	1:06.491	21.145	28.310	17.036
1	9:32:45.355	1:07.057	22.425	27.561	17.071	(232) James SINGLETON					
2	9:33:51.106	1:05.751	21.149	27.651	16.951	1	9:32:54.107	1:05.734	21.257	27.235	17.242
3	9:34:56.216	1:05.110	21.100	27.071	16.939	2	9:33:59.368	1:05.261	20.879	27.343	17.039
4	9:36:00.889	1:04.673	20.628	26.994	17.051	3	9:35:04.397	1:05.029	20.933	27.092	17.004
5	9:37:06.009	1:05.120	20.719	27.231	17.170	4	9:36:09.429	1:05.032	21.011	26.976	17.045
6	9:38:11.271	1:05.262	21.154	27.154	16.954	5	9:37:14.243	1:04.814	20.849	26.982	16.983
7	9:39:15.795	1:04.524	20.638	27.011	16.875	6	9:38:19.197	1:04.954	20.793	27.163	16.998
8	9:40:20.549	1:04.754	20.733	27.082	16.939	7	9:39:24.626	1:05.429	21.158	27.106	17.165
(268) Francisco MORA						8	9:40:29.650	1:05.024	20.933	27.100	16.991
1	9:33:04.052	1:06.093	21.583	27.434	17.076	(247) Stefan LOCSMANDI					
2	9:34:08.734	1:04.682	20.730	27.032	16.920	1	9:32:55.474	1:06.155	21.383	27.587	17.185
3	9:35:13.341	1:04.607	20.623	27.037	16.947	2	9:34:00.686	1:05.212	20.947	27.239	17.026
4	9:36:17.888	1:04.547	20.651	26.932	16.964	3	9:35:05.661	1:04.975	20.812	27.130	17.033
5	9:37:23.314	1:05.426	20.741	27.040	17.645	4	9:36:10.774	1:05.113	20.838	27.236	17.039
6	9:38:28.049	1:04.735	20.685	27.022	17.028	5	9:37:15.805	1:05.031	20.832	27.124	17.075
(209) Ross WYLIE						6	9:38:20.694	1:04.889	20.841	27.052	16.996
1	9:32:58.298	1:05.814	21.242	27.467	17.105	7	9:39:25.673	1:04.979	20.834	27.124	17.021
2	9:34:03.302	1:05.004	20.784	27.183	17.037	8	9:40:30.802	1:05.129	20.896	27.221	17.012
3	9:35:10.085	1:06.783	22.454	27.374	16.955	(229) Oliver MYERS					
4	9:36:14.965	1:04.880	20.776	27.084	17.020						
5	9:37:19.789	1:04.824	20.791	27.069	16.964						
6	9:38:24.372	1:04.583	20.686	26.989	16.908						
7	9:39:29.254	1:04.882	20.692	27.169	17.021						
8	9:40:33.944	1:04.690	20.716	27.002	16.972						
(236) Andy KING											



Rotax Winter Cup

ROTAX Seniors

Campillos / Spain 1,588 Km

WARM UP Saturday

11.02.2012 09:30

Practice (10:00 Time) started at 9:29:58

Lap	Time of Day	Lap Tm	S1 Tm	S2 Tm	S3 Tm
1	9:32:52.263	1:06.818	21.906	27.710	17.202
2	9:33:58.095	1:05.832	21.116	27.651	17.065
3	9:35:03.009	1:04.914	20.913	27.032	16.969
4	9:36:08.096	1:05.087	20.731	27.024	17.332

(230) Charlie TURNER

1	9:32:53.091	1:07.062	21.727	28.107	17.228
2	9:33:58.278	1:05.187	20.944	27.218	17.025
3	9:35:03.374	1:05.096	20.951	27.069	17.076
4	9:36:08.335	1:04.961	20.734	27.153	17.074
5	9:37:13.672	1:05.337	21.090	27.191	17.056
6	9:38:19.014	1:05.342	20.941	27.269	17.132

(239) Joel JOHANSSON

1	9:33:18.248	1:06.456	21.547	27.656	17.253
2	9:34:23.425	1:05.177	20.935	27.145	17.097
3	9:35:28.458	1:05.033	20.857	27.100	17.076
4	9:36:33.462	1:05.004	20.796	27.122	17.086
5	9:37:38.454	1:04.992	20.795	27.133	17.064
6	9:38:43.598	1:05.144	20.819	27.194	17.131
7	9:39:48.759	1:05.161	20.871	27.150	17.140
8	9:40:53.986	1:05.227	20.848	27.195	17.184

(240) Petr BEZEL

1	9:32:49.348	1:07.327	22.405	27.712	17.210
2	9:33:54.656	1:05.308	20.910	27.328	17.070
3	9:34:59.665	1:05.009	20.785	27.166	17.058
4	9:36:06.118	1:06.453	21.186	28.162	17.105
5	9:37:11.207	1:05.089	20.803	27.155	17.131
6	9:38:16.315	1:05.108	20.745	27.267	17.096
7	9:39:21.557	1:05.242	20.853	27.233	17.156
8	9:40:26.861	1:05.304	20.858	27.327	17.119

(237) Sten Dorian PIIRIMAGI

1	9:32:51.055	1:12.868	27.141	28.481	17.246
2	9:33:56.627	1:05.572	21.102	27.312	17.158
3	9:35:01.719	1:05.092	20.930	27.182	16.980
4	9:36:06.867	1:05.148	20.833	27.332	16.983
5	9:37:12.880	1:06.013	21.014	27.610	17.389
6	9:38:18.668	1:05.788	20.993	27.565	17.230
7	9:39:26.385	1:07.717	20.982	29.581	17.154
8	9:40:32.827	1:06.442	21.038	28.206	17.198

(219) Andreas BACKMAN

1	9:32:42.462	1:06.345	21.478	27.651	17.216
2	9:33:47.890	1:05.428	20.949	27.205	17.274
3	9:34:53.097	1:05.207	20.868	27.167	17.172
4	9:35:58.655	1:05.558	20.845	27.632	17.081
5	9:37:04.274	1:05.619	21.071	27.283	17.265
6	9:38:09.838	1:05.564	20.972	27.452	17.140
7	9:39:15.466	1:05.628	21.038	27.399	17.191
8	9:40:21.286	1:05.820	21.253	27.121	17.446

(235) Luis SILVA

1	9:32:46.135	1:08.039	22.978	27.800	17.261
2	9:33:51.895	1:05.760	21.121	27.480	17.159
3	9:34:57.642	1:05.747	21.330	27.290	17.127
4	9:36:03.038	1:05.396	21.065	27.220	17.111
5	9:37:08.333	1:05.295	20.884	27.230	17.181
6	9:38:13.541	1:05.208	20.862	27.204	17.142
7	9:39:19.636	1:06.095	20.882	27.806	17.407
8	9:40:25.760	1:06.124	21.415	27.365	17.344

(238) Alexandre FINKELSTEIN

1	9:32:46.304	1:06.701	21.707	27.825	17.169
2	9:33:52.151	1:05.847	21.111	27.549	17.187
3	9:34:58.239	1:06.088	21.696	27.391	17.001
4	9:36:03.569	1:05.330	20.939	27.327	17.064
5	9:37:08.982	1:05.413	21.006	27.302	17.105
6	9:38:14.194	1:05.212	20.925	27.233	17.054
7	9:39:19.882	1:05.688	21.136	27.173	17.379
8	9:40:25.596	1:05.714	21.269	27.426	17.019

(208) Charlie EASTWOOD

1	9:33:06.807	1:13.554	21.905	29.014	22.635
2	9:34:14.037	1:07.230	22.032	28.070	17.128
3	9:35:19.549	1:05.512	21.080	27.346	17.086
4	9:36:24.764	1:05.215	20.916	27.248	17.051
5	9:37:30.629	1:05.865	21.149	27.544	17.172
6	9:38:36.410	1:05.781	21.124	27.520	17.137

(241) Pierre AUVRAY

1	9:32:39.908	1:07.440	21.890	28.099	17.451
2	9:33:46.676	1:06.768	21.451	27.878	17.439
3	9:34:52.891	1:06.215	21.323	27.602	17.290
4	9:35:58.879	1:05.988	21.250	27.557	17.181
5	9:37:05.353	1:06.474	21.472	27.659	17.343
6	9:38:11.492	1:06.139	21.000	27.571	17.568
7	9:39:19.281	1:07.789	22.213	27.957	17.619
8	9:40:24.695	1:05.414	20.933	27.328	17.153

(243) Glenn VAN PARIJS

1	9:32:40.652	1:06.885	21.565	27.987	17.333
2	9:33:47.983	1:07.331	21.107	27.757	18.467
3	9:34:53.964	1:05.981	21.396	27.278	17.307
4	9:35:59.735	1:05.771	21.014	27.365	17.392
5	9:37:06.219	1:06.484	21.003	28.059	17.422
6	9:38:11.740	1:05.521	20.883	27.453	17.185
7	9:39:17.772	1:06.032	21.558	27.283	17.191
8	9:40:23.231	1:05.459	21.022	27.232	17.205

(246) Sabedin Berat TURKER

1	9:32:44.897	1:07.634	21.899	28.122	17.613
2	9:33:51.825	1:06.928	21.462	28.081	17.385
3	9:34:59.024	1:07.199	22.227	27.649	17.323
4	9:36:06.508	1:07.484	21.654	28.573	17.257
5	9:37:12.827	1:06.319	21.066	27.476	17.777
6	9:38:19.752	1:06.925	21.909	27.738	17.278
7	9:39:25.438	1:05.686	21.111	27.354	17.221
8	9:40:31.486	1:06.048	21.384	27.515	17.149

(251) Joffrey DAVID

1	9:34:59.783	3:19.418	24.531	28.014	17.510
2	9:36:08.207	1:08.424	23.026	27.763	17.635
3	9:37:14.597	1:06.390	21.594	27.276	17.520
4	9:38:20.289	1:05.692	21.155	27.458	17.079
5	9:39:26.559	1:06.270	21.622	27.485	17.163
6	9:40:32.940	1:06.381	21.406	27.525	17.450

(242) Miroslav KOVAR

1	9:32:53.557	1:06.568	21.458	27.706	17.404
2	9:33:59.860	1:06.303	21.074	27.971	17.258
3	9:35:05.874	1:06.014	21.078	27.398	17.538
4	9:36:11.609	1:05.735	20.942	27.379	17.414
5	9:37:17.345	1:05.736	21.117	27.327	17.292
6	9:38:23.282	1:05.937	21.111	27.395	17.431
7	9:39:29.418	1:06.136	21.113	27.362	17.661
8	9:40:35.159	1:05.741	21.190	27.253	17.298

(225) Jeremie LESOURDIER

1	9:32:40.450	1:07.081	21.636	28.069	17.376
2	9:33:46.327	1:05.877	21.134	27.556	17.187
3	9:34:52.287	1:05.960	21.262	27.481	17.217
4	9:35:58.474	1:06.187	21.257	27.444	17.486
5	9:37:06.455	1:07.981	21.748	28.304	17.929
6	9:38:12.191	1:05.736	20.987	27.492	17.257
7	9:39:19.506	1:07.315	21.735	27.654	17.926
8	9:40:27.259	1:07.753	22.359	28.074	17.320

(244) Eva BENES

1	9:32:39.664	1:07.475	21.869	28.026	17.580
2	9:33:46.164	1:06.500	21.334	27.775	17.391
3	9:34:52.457	1:06.293	21.157	27.493	17.643
4	9:35:59.342	1:06.885	21.326	28.266	17.293
5	9:37:06.593	1:07.251	21.913	27.807	17.531
6	9:38:12.470	1:05.877	20.989	27.644	17.244



Rotax Winter Cup

ROTAX Seniors

Campillos / Spain 1,588 Km

WARM UP Saturday

11.02.2012 09:30

Practice (10:00 Time) started at 9:29:58

Lap	Time of Day	Lap Tm	S1 Tm	S2 Tm	S3 Tm	Lap	Time of Day	Lap Tm	S1 Tm	S2 Tm	S3 Tm
(245) Manuel LEON-SOTELO											
1	9:32:50.412	1:08.853	23.181	28.271	17.401						
2	9:33:57.517	1:07.105	21.404	28.320	17.381						
3	9:35:04.892	1:07.375	22.162	27.919	17.294						
4	9:36:11.220	1:06.328	21.127	27.866	17.335						
5	9:37:17.585	1:06.365	21.159	27.602	17.604						
6	9:38:23.463	1:05.878	21.081	27.398	17.399						
7	9:39:29.889	1:06.426	21.201	27.826	17.399						
(252) Juuso PYKALAINEN											
1	9:33:33.078	1:08.891	22.905	28.402	17.584						
2	9:34:40.123	1:07.045	21.897	27.804	17.344						
3	9:35:46.495	1:06.372	21.368	27.549	17.455						
4	9:36:52.824	1:06.329	21.367	27.514	17.448						
5	9:37:58.919	1:06.095	21.135	27.579	17.381						
6	9:39:04.866	1:05.947	21.109	27.598	17.240						
7	9:40:11.048	1:06.182	21.071	27.714	17.397						
(248) Artem KOROLEV											
1	9:33:05.750	1:10.219	22.411	29.486	18.322						
2	9:34:15.624	1:09.874	22.141	29.546	18.187						

Timekeeping Ingrid and Meik Wagner:

Clerk of the course Nigel Edwards:

Steward (Chairman) Olivier Steveny:

Chief Scrutineer Paul Klaassen:

www.mylaps.com

Licensed to: Motorsport Events



Rotax Winter Cup

ROTAX Seniors

Campillos / Spain 1,588 Km

RACE 3 Qualifying Heat 1 -NEW-

11.02.2012 11:30

Race (10 Laps) started at 11:33:23


Pos	No.	Name	Nat.	Chassis	Race Team	Laps	Total Tm	Diff	Best Tm	In Lap	km/h	Points
1	254	Harrison SCOTT	GBR	Tonykart	Strawberry Racing	10	10:47.970		1:04.237	4	88,995	0
2	205	Sean BABINGTON	GBR	Alonso	Dan Holland Racing	10	10:48.224	0.254	1:04.401	9	88,769	2
3	236	Andy KING	GBR	Tonykart	Strawberry Racing	10	10:48.835	0.865	1:04.388	6	88,787	3
4	208	Charlie EASTWOOD	GBR	Formula K	Protrain Racing	10	10:49.279	1.309	1:04.365	6	88,818	4
5	231	Dave BLOM	NED	Formula K	Formula K Europe	10	10:49.378	1.408	1:04.385	6	88,791	5
6	203	Edward BRAND	GBR	Formula K	Formula K Europe	10	10:49.593	1.623	1:04.488	5	88,649	6
7	286	Philip MORIN	SWE	Alonso	Dan Holland Racing	10	10:51.987	4.017	1:04.531	5	88,590	7
8	224	Aavo TALVAR	EST	Intrepid	Talvar Racing	10	10:53.528	5.558	1:04.319	4	88,882	8
9	228	Alexis ARAUJO	ESP	Energy	Premier Motorsport	10	10:55.063	7.093	1:04.555	6	88,557	9
10	207	Ferenc KANCSAR	AUT	DR	VPDR	10	10:55.148	7.178	1:04.515	5	88,612	10
11	229	Oliver MYERS	GBR	Tonykart	Coles Racing	10	10:57.203	9.233	1:04.692	8	88,370	11
12	237	Sten Dorian PIIRIMAGI	EST	Tonykart	Aix Racing Team	10	10:57.364	9.394	1:04.652	6	88,424	12
13	247	Stefan LOCSMANDI	AUT	Kosmic	Paul Carr Racing	10	10:57.470	9.500	1:04.667	6	88,404	13
14	240	Petr BEZEL	CZE	MS Kart	MS Kart Racing Team	10	10:57.538	9.568	1:05.005	6	87,944	14
15	268	Francisco MORA	POR	FA	Cabo do Mundo Kartteam	10	10:59.576	11.606	1:04.822	6	88,192	15
16	219	Andreas BACKMAN	SWE	Tonykart	Strawberry Racing	10	11:01.856	13.886	1:05.081	6	87,841	16
17	235	Luis SILVA	POR	Kosmic	RS Race Service	10	11:03.145	15.175	1:04.793	10	88,232	17
18	234	Ash HAND	GBR	Tonykart	Strawberry Racing	10	11:03.299	15.329	1:04.432	6	88,726	18
19	230	Charlie TURNER	GBR	CRG	Coles Racing	10	11:04.573	16.603	1:05.054	10	87,878	19
20	238	Alexandre FINKELSTEIN	FRA	Tonykart	MD Competition	10	11:04.847	16.877	1:04.913	7	88,069	20
21	244	Eva BENES	FRA	Sodikart	PKS	10	11:05.256	17.286	1:05.116	10	87,794	21
22	225	Jeremie LESOURDIER	FRA	Tonykart	Malevaut Sport	10	11:05.630	17.660	1:05.162	10	87,732	22
23	239	Joel JOHANSSON	SWE	Energy	Energy Team Sweden	10	11:07.348	19.378	1:05.242	8	87,625	23
24	242	Miroslav KOVAR	CZE	MS Kart	MS Kart Racing Team	10	11:09.474	21.504	1:05.544	7	87,221	24
25	245	Manuel LEON-SOTELO	ESP	Tonykart	Prokart Competition	10	11:10.062	22.092	1:05.494	7	87,287	25
26	246	Sabedin Berat TURKER	TUR	Formula K	Protrain Racing	10	11:12.627	24.657	1:05.911	7	86,735	26
27	241	Pierre AUVRAY	FRA	FA Kart	DSS Kart	10	11:14.356	26.386	1:05.078	4	87,845	27
28	209	Ross WYLIE	GBR	Alonso	Dan Holland Racing	10	11:17.409	29.439	1:04.631	3	88,453	28
29	212	Jiri FORMAN	CZE	MS Kart	MS Kart Racing Team	10	11:17.598	29.628	1:04.708	7	88,348	29
30	251	Joffrey DAVID	FRA	Tonykart	MD Competition	10	11:18.176	30.206	1:05.651	4	87,079	30
31	252	Juuso PYKALAINEN	FIN	Tonykart	MPT Racing	10	11:18.343	30.373	1:06.426	7	86,063	31
32	232	James SINGLETON	GBR	Tonykart	Coles Racing	10	11:47.843	59.873	1:04.549	6	88,565	32
33	210	Antoine BARTHON	FRA	Alonso	Dan Holland Racing	10	11:51.641	1:03.671	1:04.587	4	88,513	33
34	248	Artem KOROLEV	CAN	Intrepid	TKP		1.454	10 Laps		0	-	34
35	243	Glenn VAN PARIJS	BEL	Zanardi	Raw Racing Team		1.505	10 Laps		0	-	35

Announcements

These results are provisional until the conclusion of any judicial and technical matters
 Started: 35 Classified: 35 Not classified: 0
 No. 232 time penalty 10 sec. / reason unfair driving
 No. 234 time penalty 10 sec. / reason unfair driving
 No. 241 time penalty 10 sec. / reason unfair driving

Margin of Victory	Ø km/h	Best Lap Tm	km/h	Best Lap by
0.254	88,226	1:04.237	88,995	254 - Harrison SCOTT

Official Timing www.camp-company.de / www.motorsport-events.se Orbits

Timekeeping Ingrid and Meik Wagner:  Clerk of the course Nigel Edwards: www.mylaps.com
 Steward (Chairman) Olivier Steveny: Chief Scrutineer Paul Klaassen: Licensed to: Motorsport Events
 Printed: 11.02.2012 13:31:35 posted at: h



Rotax Winter Cup

ROTAX Seniors

Campillos / Spain 1,588 Km

RACE 3 Qualifying Heat 1

11.02.2012 11:30

Race (10 Laps) started at 11:33:23

Lap	Time of Day	Lap Tm	S1 Tm	S2 Tm	S3 Tm	Lap	Time of Day	Lap Tm	S1 Tm	S2 Tm	S3 Tm
(254) Harrison SCOTT						(286) Philip MORIN					
1	11:34:31.467	1:07.293	22.944	27.358	16.991	1	11:34:32.232	1:07.796	23.118	27.573	17.105
2	11:35:36.255	1:04.788	20.739	27.080	16.969	2	11:35:36.902	1:04.670	20.740	27.042	16.888
3	11:36:40.640	1:04.385	20.559	26.957	16.869	3	11:36:41.588	1:04.686	20.672	26.975	17.039
4	11:37:44.877	1:04.237	20.472	26.898	16.867	4	11:37:46.318	1:04.730	20.698	27.093	16.939
5	11:38:49.259	1:04.382	20.583	26.941	16.858	5	11:38:50.849	1:04.531	20.679	26.997	16.855
6	11:39:53.505	1:04.246	20.534	26.824	16.888	6	11:39:55.420	1:04.571	20.698	26.958	16.915
7	11:40:57.869	1:04.364	20.561	26.854	16.949	7	11:41:00.178	1:04.758	20.713	27.082	16.963
8	11:42:02.603	1:04.734	20.594	26.951	17.189	8	11:42:05.632	1:05.454	20.675	27.161	17.618
9	11:43:07.096	1:04.493	20.667	26.918	16.908	9	11:43:10.916	1:05.284	21.159	27.108	17.017
10	11:44:11.864	1:04.768	20.686	26.811	17.271	10	11:44:15.881	1:04.965	20.780	27.094	17.091
(205) Sean BABINGTON						(234) Ash HAND					
1	11:34:30.132	1:06.238	21.938	27.334	16.966	1	11:34:33.735	1:09.036	24.246	27.741	17.049
2	11:35:35.097	1:04.965	20.827	27.150	16.988	2	11:35:38.692	1:04.957	20.869	27.175	16.913
3	11:36:39.775	1:04.678	20.757	27.040	16.881	3	11:36:43.361	1:04.669	20.649	26.971	17.049
4	11:37:44.355	1:04.580	20.612	27.020	16.948	4	11:37:47.932	1:04.571	20.625	26.940	16.906
5	11:38:48.863	1:04.508	20.632	27.014	16.862	5	11:38:52.381	1:04.449	20.633	26.899	16.917
6	11:39:53.579	1:04.716	20.670	26.923	17.123	6	11:39:56.813	1:04.432	20.613	26.897	16.922
7	11:40:58.060	1:04.481	20.637	26.924	16.920	7	11:41:01.623	1:04.810	20.768	26.981	17.061
8	11:42:02.464	1:04.404	20.599	26.908	16.897	8	11:42:06.184	1:04.561	20.591	27.038	16.932
9	11:43:06.865	1:04.401	20.677	26.895	16.829	9	11:43:12.428	1:06.244	21.313	27.338	17.593
10	11:44:12.118	1:05.253	20.665	26.880	17.708	10	11:44:17.193	1:04.765	20.812	27.064	16.889
(236) Andy KING						(224) Aavo TALVAR					
1	11:34:30.653	1:06.673	22.147	27.438	17.088	1	11:34:33.321	1:08.987	23.846	28.108	17.033
2	11:35:35.866	1:05.213	20.822	27.173	17.218	2	11:35:38.114	1:04.793	20.916	27.027	16.850
3	11:36:40.804	1:04.938	20.695	27.034	17.209	3	11:36:42.776	1:04.662	20.677	26.907	17.078
4	11:37:45.270	1:04.466	20.589	27.030	16.847	4	11:37:47.095	1:04.319	20.550	26.903	16.866
5	11:38:49.710	1:04.440	20.668	26.857	16.915	5	11:38:51.500	1:04.405	20.597	26.907	16.901
6	11:39:54.098	1:04.388	20.528	26.944	16.916	6	11:39:55.835	1:04.335	20.591	26.844	16.900
7	11:40:58.694	1:04.596	20.589	26.979	17.028	7	11:41:00.304	1:04.469	20.619	26.967	16.883
8	11:42:03.283	1:04.589	20.698	26.968	16.923	8	11:42:05.493	1:05.189	20.654	27.119	17.416
9	11:43:08.147	1:04.864	20.866	27.012	16.986	9	11:43:12.567	1:07.074	21.921	27.528	17.625
10	11:44:12.729	1:04.582	20.655	26.987	16.940	10	11:44:17.422	1:04.855	20.940	27.004	16.911
(208) Charlie EASTWOOD						(228) Alexis ARAUJO					
1	11:34:31.805	1:07.618	22.932	27.635	17.051	1	11:34:35.221	1:10.234	25.385	27.582	17.267
2	11:35:36.695	1:04.890	20.876	27.053	16.961	2	11:35:40.397	1:05.176	20.914	27.201	17.061
3	11:36:41.187	1:04.492	20.681	26.910	16.901	3	11:36:45.209	1:04.812	20.763	27.024	17.025
4	11:37:45.574	1:04.387	20.594	26.899	16.894	4	11:37:49.811	1:04.602	20.747	26.925	16.930
5	11:38:49.943	1:04.369	20.614	26.874	16.881	5	11:38:54.502	1:04.691	20.618	27.085	16.988
6	11:39:54.308	1:04.365	20.604	26.868	16.893	6	11:39:59.057	1:04.555	20.664	26.962	16.929
7	11:40:58.987	1:04.679	20.643	26.896	17.140	7	11:41:03.824	1:04.767	20.770	27.034	16.963
8	11:42:03.672	1:04.685	20.852	26.907	16.926	8	11:42:08.470	1:04.646	20.748	26.960	16.938
9	11:43:08.369	1:04.697	20.777	26.868	17.052	9	11:43:14.172	1:05.702	20.732	27.995	16.975
10	11:44:13.173	1:04.804	20.663	27.043	17.098	10	11:44:18.957	1:04.785	20.663	27.078	17.044
(231) Dave BLOM						(207) Ferenc KANCSAR					
1	11:34:30.723	1:06.652	22.256	27.351	17.045	1	11:34:32.666	1:08.360	23.450	27.790	17.120
2	11:35:35.695	1:04.972	20.878	27.177	16.917	2	11:35:37.453	1:04.787	20.878	26.986	16.923
3	11:36:40.323	1:04.628	20.682	27.021	16.925	3	11:36:42.085	1:04.632	20.849	26.923	16.860
4	11:37:45.042	1:04.719	20.583	27.223	16.913	4	11:37:46.619	1:04.534	20.692	26.925	16.917
5	11:38:49.520	1:04.478	20.659	26.890	16.929	5	11:38:51.134	1:04.515	20.661	26.962	16.892
6	11:39:53.905	1:04.385	20.538	26.950	16.897	6	11:39:55.949	1:04.815	20.662	26.980	17.173
7	11:40:58.915	1:05.010	20.645	26.925	17.440	7	11:41:00.541	1:04.592	20.688	26.974	16.930
8	11:42:03.437	1:04.522	20.674	26.967	16.881	8	11:42:05.425	1:04.884	20.707	26.975	17.202
9	11:43:08.604	1:05.167	21.258	26.998	16.911	9	11:43:13.833	1:08.408	22.328	29.050	17.030
10	11:44:13.272	1:04.668	20.581	27.033	17.054	10	11:44:19.042	1:05.209	20.835	26.989	17.385
(203) Edward BRAND						(229) Oliver MYERS					
1	11:34:31.149	1:07.064	22.550	27.472	17.042	1	11:34:33.201	1:08.398	23.655	27.580	17.163
2	11:35:36.467	1:05.318	20.851	27.454	17.013	2	11:35:39.301	1:06.100	21.304	27.409	17.387
3	11:36:41.348	1:04.881	20.679	27.031	17.171	3	11:36:44.372	1:05.071	20.755	27.045	17.271
4	11:37:45.887	1:04.539	20.604	26.999	16.936	4	11:37:49.383	1:05.011	20.912	27.022	17.077
5	11:38:50.375	1:04.488	20.586	26.956	16.946	5	11:38:54.118	1:04.735	20.748	26.960	17.027
6	11:39:54.874	1:04.499	20.564	26.999	16.936	6	11:39:58.840	1:04.722	20.719	27.015	16.988
7	11:40:59.613	1:04.739	20.715	27.075	16.949	7	11:41:03.600	1:04.760	20.756	27.032	16.972
8	11:42:04.147	1:04.534	20.622	26.979	16.933	8	11:42:08.292	1:04.692	20.752	26.951	16.989
9	11:43:08.807	1:04.660	20.663	27.063	16.934	9	11:43:15.640	1:07.348	20.748	29.015	17.585
10	11:44:13.487	1:04.680	20.660	27.016	17.004	10	11:44:21.097	1:05.457	20.862	26.933	17.662
(237) Sten Dorian PIIRIMAGI											

Timekeeping Ingrid and Meik Wagner:

Clerk of the course Nigel Edwards:

www.mylaps.com

Steward (Chairman) Olivier Steveny:

Chief Scrutineer Paul Klaassen:

Licensed to: Motorsport Events



Rotax Winter Cup

ROTAX Seniors

Campillos / Spain 1,588 Km

RACE 3 Qualifying Heat 1

11.02.2012 11:30

Race (10 Laps) started at 11:33:23

Lap	Time of Day	Lap Tm	S1 Tm	S2 Tm	S3 Tm	Lap	Time of Day	Lap Tm	S1 Tm	S2 Tm	S3 Tm
1	11:34:35.682	1:10.799	25.255	27.684	17.860	2	11:35:43.608	1:05.895	21.271	27.294	17.330
2	11:35:40.671	1:04.989	20.858	27.219	16.912	3	11:36:48.781	1:05.173	20.866	27.144	17.163
3	11:36:45.797	1:05.126	20.710	27.417	16.999	4	11:37:53.859	1:05.078	20.780	27.159	17.139
4	11:37:50.657	1:04.860	20.690	27.158	17.012	5	11:39:00.094	1:06.235	20.983	27.678	17.574
5	11:38:55.437	1:04.780	20.726	27.053	17.001	6	11:40:06.661	1:06.567	21.637	27.617	17.313
6	11:40:00.089	1:04.652	20.674	27.061	16.917	7	11:41:12.278	1:05.617	20.866	27.316	17.435
7	11:41:05.034	1:04.945	20.784	27.089	17.072	8	11:42:17.625	1:05.347	21.043	27.177	17.127
8	11:42:09.950	1:04.916	20.848	27.081	16.987	9	11:43:23.050	1:05.425	20.829	27.509	17.087
9	11:43:15.448	1:05.498	20.855	27.533	17.110	10	11:44:28.250	1:05.200	20.769	27.279	17.152
10	11:44:21.258	1:05.810	20.757	27.105	17.948						

(247) Stefan LOCSMANDI

1	11:34:36.054	1:10.815	25.646	27.963	17.206
2	11:35:41.445	1:05.391	21.254	27.140	16.997
3	11:36:46.156	1:04.711	20.734	27.051	16.926
4	11:37:50.957	1:04.801	20.786	27.026	16.989
5	11:38:55.887	1:04.930	20.904	27.035	16.991
6	11:40:00.554	1:04.667	20.756	26.992	16.919
7	11:41:05.324	1:04.770	20.763	27.062	16.945
8	11:42:10.823	1:05.499	21.246	27.237	17.016
9	11:43:15.988	1:05.165	20.822	27.364	16.979
10	11:44:21.364	1:05.376	20.781	27.065	17.530

(230) Charlie TURNER

1	11:34:36.626	1:11.534	25.935	28.383	17.216
2	11:35:42.392	1:05.766	21.513	27.200	17.053
3	11:36:48.055	1:05.663	21.241	27.175	17.247
4	11:37:53.484	1:05.429	20.961	27.175	17.293
5	11:39:00.259	1:06.775	21.160	28.183	17.432
6	11:40:05.978	1:05.719	21.226	27.392	17.101
7	11:41:12.390	1:06.412	21.362	27.191	17.859
8	11:42:17.713	1:05.323	21.059	27.225	17.039
9	11:43:23.413	1:05.700	21.036	27.565	17.099
10	11:44:28.467	1:05.054	20.825	27.173	17.056

(240) Petr BEZEL

1	11:34:33.997	1:09.093	23.780	28.130	17.183
2	11:35:39.172	1:05.175	20.790	27.237	17.148
3	11:36:44.416	1:05.244	20.727	27.054	17.463
4	11:37:49.573	1:05.157	21.041	27.163	16.953
5	11:38:54.703	1:05.130	20.735	27.092	17.303
6	11:39:59.708	1:05.005	20.741	27.280	16.984
7	11:41:04.937	1:05.229	20.828	27.168	17.233
8	11:42:11.104	1:06.167	21.856	27.290	17.021
9	11:43:16.297	1:05.193	20.834	27.344	17.015
10	11:44:21.432	1:05.135	20.774	27.120	17.241

(238) Alexandre FINKELSTEIN

1	11:34:40.242	1:15.650	29.546	28.143	17.961
2	11:35:46.235	1:05.993	21.146	27.666	17.181
3	11:36:51.920	1:05.685	20.886	27.266	17.533
4	11:37:58.183	1:06.263	21.061	27.319	17.883
5	11:39:03.337	1:05.154	20.890	27.087	17.177
6	11:40:08.400	1:05.063	20.840	27.159	17.064
7	11:41:13.313	1:04.913	20.784	27.119	17.010
8	11:42:18.327	1:05.014	20.776	27.266	16.972
9	11:43:23.793	1:05.466	20.855	27.573	17.038
10	11:44:28.741	1:04.948	20.782	27.098	17.068

(268) Francisco MORA

1	11:34:36.756	1:12.330	26.774	28.449	17.107
2	11:35:41.832	1:05.076	21.056	27.034	16.986
3	11:36:47.909	1:06.077	22.049	27.110	16.918
4	11:37:53.270	1:05.361	20.886	27.182	17.293
5	11:38:58.410	1:05.140	20.837	27.283	17.020
6	11:40:03.232	1:04.822	20.725	27.144	16.953
7	11:41:08.151	1:04.919	20.765	27.162	16.992
8	11:42:13.149	1:04.998	20.765	27.192	17.041
9	11:43:18.339	1:05.190	20.678	27.434	17.078
10	11:44:23.470	1:05.131	20.883	27.169	17.079

(244) Eva BENES

1	11:34:37.387	1:12.194	25.365	29.335	17.494
2	11:35:43.702	1:06.315	21.145	27.576	17.594
3	11:36:49.547	1:05.845	21.032	27.564	17.249
4	11:37:54.838	1:05.291	20.832	27.245	17.214
5	11:39:00.523	1:05.685	20.827	27.377	17.481
6	11:40:06.994	1:06.471	21.320	27.373	17.778
7	11:41:12.532	1:05.538	20.840	27.350	17.348
8	11:42:18.133	1:05.601	21.055	27.411	17.135
9	11:43:24.034	1:05.901	20.872	27.880	17.149
10	11:44:29.150	1:05.116	20.882	27.136	17.098

(219) Andreas BACKMAN

1	11:34:36.204	1:11.243	25.662	28.423	17.158
2	11:35:41.732	1:05.528	21.224	27.200	17.104
3	11:36:47.748	1:06.016	21.611	27.286	17.119
4	11:37:53.204	1:05.456	20.904	27.197	17.355
5	11:38:59.696	1:06.492	21.542	27.870	17.080
6	11:40:04.777	1:05.081	20.788	27.248	17.045
7	11:41:09.940	1:05.163	20.813	27.274	17.076
8	11:42:15.155	1:05.215	20.839	27.303	17.073
9	11:43:20.668	1:05.513	20.791	27.640	17.082
10	11:44:25.750	1:05.082	20.800	27.199	17.083

(225) Jeremie LESOURDIER

1	11:34:38.489	1:12.576	25.528	29.383	17.665
2	11:35:45.057	1:06.568	21.340	27.558	17.670
3	11:36:51.000	1:05.943	21.092	27.629	17.222
4	11:37:56.691	1:05.691	21.208	27.229	17.254
5	11:39:02.068	1:05.377	20.979	27.244	17.154
6	11:40:07.396	1:05.328	20.993	27.139	17.196
7	11:41:12.904	1:05.508	21.057	27.405	17.046
8	11:42:18.541	1:05.637	21.023	27.336	17.278
9	11:43:24.362	1:05.821	21.026	27.739	17.056
10	11:44:29.524	1:05.162	20.848	27.192	17.122

(235) Luis SILVA

1	11:34:37.777	1:12.385	26.150	29.032	17.203
2	11:35:44.019	1:06.242	21.655	27.565	17.022
3	11:36:49.220	1:05.201	20.827	27.323	17.051
4	11:37:54.144	1:04.924	20.705	27.231	16.988
5	11:39:00.390	1:06.246	20.818	27.962	17.466
6	11:40:06.039	1:05.649	21.244	27.316	17.089
7	11:41:11.965	1:05.926	21.387	27.309	17.230
8	11:42:16.833	1:04.868	20.791	27.069	17.008
9	11:43:22.246	1:05.413	20.823	27.454	17.136
10	11:44:27.039	1:04.793	20.805	27.042	16.946

(239) Joel JOHANSSON

1	11:34:39.458	1:14.068	27.458	28.811	17.799
2	11:35:45.481	1:06.023	21.365	27.410	17.248
3	11:36:51.589	1:06.108	21.022	27.675	17.411
4	11:37:58.182	1:06.593	20.905	27.551	18.137
5	11:39:03.931	1:05.749	21.344	27.145	17.260
6	11:40:09.597	1:05.666	21.099	27.378	17.189
7	11:41:14.985	1:05.388	20.939	27.267	17.182
8	11:42:20.227	1:05.242	20.946	27.139	17.157
9	11:43:25.877	1:05.650	20.941	27.528	17.181
10	11:44:31.242	1:05.365	20.891	27.241	17.233

(241) Pierre AUVRAY

1	11:34:37.713	1:12.182	25.798	28.859	17.525
---	--------------	----------	--------	--------	--------

(242) Miroslav KOVAR

1	11:34:38.350	1:12.796	26.300	29.121	17.375
2	11:35:44.816	1:06.466	21.196	27.724	17.546

Timekeeping Ingrid and Meik Wagner:



Clerk of the course Nigel Edwards:

Steward (Chairman) Olivier Stevny:

Chief Scrutineer Paul Klaassen:

Licensed to: Motorsport Events



Rotax Winter Cup

ROTAX Seniors

Campillos / Spain 1,588 Km

RACE 3 Qualifying Heat 1

11.02.2012 11:30

Race (10 Laps) started at 11:33:23

Lap	Time of Day	Lap Tm	S1 Tm	S2 Tm	S3 Tm	Lap	Time of Day	Lap Tm	S1 Tm	S2 Tm	S3 Tm
3	11:36:51.353	1:06.537	21.096	27.663	17.778	4	11:38:01.246	1:06.885	21.248	27.983	17.654
4	11:37:58.260	1:06.907	20.990	28.134	17.783	5	11:39:08.002	1:06.756	21.243	27.831	17.682
5	11:39:04.603	1:06.343	21.649	27.454	17.240	6	11:40:14.583	1:06.581	21.262	27.733	17.586
6	11:40:10.410	1:05.807	21.003	27.568	17.236	7	11:41:21.009	1:06.426	21.134	27.654	17.638
7	11:41:15.954	1:05.544	20.949	27.334	17.261	8	11:42:27.651	1:06.642	21.119	27.887	17.636
8	11:42:21.572	1:05.618	20.974	27.384	17.260	9	11:43:34.633	1:06.982	21.156	28.225	17.601
9	11:43:27.685	1:06.113	21.052	27.740	17.321	10	11:44:42.237	1:07.604	21.361	27.987	18.256
10	11:44:33.368	1:05.683	20.929	27.493	17.261						

(245) Manuel LEON-SOTELO

1	11:34:39.285	1:13.433	26.465	29.067	17.901
2	11:35:45.791	1:06.506	21.286	27.815	17.405
3	11:36:52.083	1:06.292	21.127	27.695	17.470
4	11:37:58.563	1:06.480	21.125	27.467	17.888
5	11:39:04.893	1:06.330	21.470	27.655	17.205
6	11:40:10.825	1:05.932	21.054	27.692	17.186
7	11:41:16.319	1:05.494	20.933	27.369	17.192
8	11:42:21.884	1:05.565	20.873	27.364	17.328
9	11:43:28.136	1:06.252	20.904	28.145	17.203
10	11:44:33.956	1:05.820	21.174	27.417	17.229

(232) James SINGLETON

1	11:34:32.857	1:08.252	23.648	27.526	17.078
2	11:35:37.844	1:04.987	20.969	27.078	16.940
3	11:36:43.037	1:05.193	20.747	26.931	17.515
4	11:37:48.165	1:05.128	20.764	27.424	16.940
5	11:38:52.810	1:04.645	20.730	26.944	16.971
6	11:39:57.359	1:04.549	20.698	26.968	16.883
7	11:41:02.213	1:04.854	20.857	27.026	16.971
8	11:42:07.056	1:04.843	20.817	26.985	17.041
9	11:43:54.907	1:47.851	20.784	1:09.897	17.170
10	11:45:01.737	1:06.830	21.146	28.085	17.599

(246) Sabedin Berat TURKER

1	11:34:40.800	1:14.840	26.788	29.444	18.608
2	11:35:47.686	1:06.886	21.465	27.918	17.503
3	11:36:54.096	1:06.410	21.310	27.589	17.511
4	11:38:00.288	1:06.192	21.226	27.489	17.477
5	11:39:06.431	1:06.143	21.208	27.565	17.370
6	11:40:12.400	1:05.969	21.093	27.556	17.320
7	11:41:18.311	1:05.911	21.108	27.506	17.297
8	11:42:24.230	1:05.919	21.109	27.487	17.323
9	11:43:30.290	1:06.060	21.053	27.643	17.364
10	11:44:36.521	1:06.231	21.312	27.429	17.490

(210) Antoine BARTHON

1	11:34:32.452	1:07.772	23.205	27.595	16.972
2	11:35:37.287	1:04.835	20.784	27.103	16.948
3	11:36:42.269	1:04.982	20.820	26.964	17.198
4	11:37:46.856	1:04.587	20.715	27.006	16.866
5	11:38:51.638	1:04.782	20.657	26.936	17.189
6	11:39:56.432	1:04.794	20.754	27.047	16.993
7	11:41:01.211	1:04.779	20.819	26.991	16.969
8	11:42:06.404	1:05.193	20.713	27.467	17.013
9	11:44:07.968	2:01.564	21.297	1:22.079	18.188
10	11:45:15.535	1:07.567	21.567	28.023	17.977

(209) Ross WYLIE

1	11:34:57.788	1:33.272	48.598	27.632	17.042
2	11:36:02.646	1:04.858	20.847	27.069	16.942
3	11:37:07.277	1:04.631	20.702	26.986	16.943
4	11:38:11.971	1:04.694	20.634	27.047	17.013
5	11:39:16.805	1:04.834	20.821	27.051	16.962
6	11:40:21.620	1:04.815	20.714	27.133	16.968
7	11:41:26.406	1:04.786	20.727	27.080	16.979
8	11:42:31.159	1:04.753	20.680	27.031	17.042
9	11:43:36.202	1:05.043	20.731	27.331	16.981
10	11:44:41.303	1:05.101	20.746	27.261	17.094

(212) Jiri FORMAN

1	11:34:57.089	1:32.582	47.951	27.464	17.167
2	11:36:02.289	1:05.200	20.719	27.381	17.100
3	11:37:07.447	1:05.158	20.780	27.099	17.279
4	11:38:12.281	1:04.834	20.752	27.132	16.950
5	11:39:17.084	1:04.803	20.701	27.146	16.956
6	11:40:21.958	1:04.874	20.719	27.112	17.043
7	11:41:26.666	1:04.708	20.710	27.049	16.949
8	11:42:31.406	1:04.740	20.709	27.088	16.943
9	11:43:36.594	1:05.188	20.779	27.463	16.946
10	11:44:41.492	1:04.898	20.703	27.074	17.121

(251) Joffrey DAVID

1	11:34:35.983	1:10.927	25.386	27.826	17.715
2	11:35:44.744	1:08.761	23.348	27.760	17.653
3	11:36:51.847	1:07.103	21.060	28.216	17.827
4	11:37:57.498	1:05.651	21.033	27.267	17.351
5	11:39:03.237	1:05.739	20.961	27.260	17.518
6	11:40:11.763	1:08.526	21.846	28.655	18.025
7	11:41:19.394	1:07.631	21.418	28.633	17.580
8	11:42:26.614	1:07.220	21.345	28.177	17.698
9	11:43:34.400	1:07.786	21.422	28.680	17.684
10	11:44:42.070	1:07.670	21.672	28.183	17.815

(252) Juuso PYKALAINEN

1	11:34:39.754	1:14.041	26.006	29.467	18.568
2	11:35:47.123	1:07.369	21.534	28.192	17.643
3	11:36:54.361	1:07.238	21.103	28.009	18.126



Rotax Winter Cup

ROTAX Seniors

Campillos / Spain 1,588 Km

RACE 6 Qualifying Heat 2

11.02.2012 14:30


Race (10 Laps) started at 14:33:20

Pos	No.	Name	Nat.	Chassis	Race Team	Laps	Total Tm	Diff	Best Tm	In Lap	km/h	Points
1	254	Harrison SCOTT	GBR	Tonykart	Strawberry Racing	10	10:51.910		1:04.792	4	88,233	0
2	236	Andy KING	GBR	Tonykart	Strawberry Racing	10	10:54.396	2.486	1:04.792	5	88,233	2
3	208	Charlie EASTWOOD	GBR	Formula K	Protrain Racing	10	10:54.556	2.646	1:04.668	5	88,402	3
4	205	Sean BABINGTON	GBR	Alonso	Dan Holland Racing	10	10:54.854	2.944	1:04.804	6	88,217	4
5	231	Dave BLOM	NED	Formula K	Formula K Europe	10	10:55.090	3.180	1:04.662	6	88,411	5
6	209	Ross WYLIE	GBR	Alonso	Dan Holland Racing	10	10:55.272	3.362	1:04.801	7	88,221	6
7	212	Jiri FORMAN	CZE	MS Kart	MS Kart Racing Team	10	10:55.868	3.958	1:04.765	7	88,270	7
8	207	Ferenc KANCSAR	AUT	DR	VPDR	10	10:56.002	4.092	1:04.798	9	88,225	8
9	224	Aavo TALVAR	EST	Intrepid	Talvar Racing	10	10:56.382	4.472	1:04.678	6	88,389	9
10	232	James SINGLETON	GBR	Tonykart	Coles Racing	10	10:56.471	4.561	1:04.802	8	88,219	10
11	234	Ash HAND	GBR	Tonykart	Strawberry Racing	10	10:57.425	5.515	1:04.787	3	88,240	11
12	210	Antoine BARTHON	FRA	Alonso	Dan Holland Racing	10	10:57.491	5.581	1:04.680	3	88,386	12
13	228	Alexis ARAUJO	ESP	Energy	Premier Motorsport	10	10:58.546	6.636	1:04.831	5	88,180	13
14	229	Oliver MYERS	GBR	Tonykart	Coles Racing	10	11:01.305	9.395	1:04.822	5	88,192	14
15	268	Francisco MORA	POR	FA	Cabo do Mundo Kartteam	10	11:01.471	9.561	1:05.135	4	87,768	15
16	247	Stefan LOCSMANDI	AUT	Kosmic	Paul Carr Racing	10	11:01.675	9.765	1:05.205	4	87,674	16
17	235	Luis SILVA	POR	Kosmic	RS Race Service	10	11:04.952	13.042	1:05.124	4	87,783	17
18	243	Glenn VAN PARIJS	BEL	Zanardi	Raw Racing Team	10	11:05.770	13.860	1:05.245	5	87,621	18
19	251	Joffrey DAVID	FRA	Tonykart	MD Competition	10	11:06.727	14.817	1:05.373	4	87,449	19
20	239	Joel JOHANSSON	SWE	Energy	Energy Team Sweden	10	11:07.671	15.761	1:05.238	6	87,630	20
21	244	Eva BENES	FRA	Sodikart	PKS	10	11:07.719	15.809	1:05.417	4	87,390	21
22	237	Sten Dorian PIIRIMAGI	EST	Tonykart	Aix Racing Team	10	11:10.863	18.953	1:05.474	9	87,314	22
23	241	Pierre AUVRAY	FRA	FA Kart	DSS Kart	10	11:11.332	19.422	1:05.534	5	87,234	23
24	240	Petr BEZEL	CZE	MS Kart	MS Kart Racing Team	10	11:12.629	20.719	1:05.835	8	86,835	24
25	248	Artem KOROLEV	CAN	Intrepid	TKP	10	11:12.779	20.869	1:05.340	7	87,493	25
26	252	Juuso PYKALAINEN	FIN	Tonykart	MPT Racing	10	11:12.834	20.924	1:05.528	9	87,242	26
27	238	Alexandre FINKELSTEIN	FRA	Tonykart	MD Competition	10	11:13.517	21.607	1:05.139	7	87,763	27
28	245	Manuel LEON-SOTELO	ESP	Tonykart	Prokart Competition	10	11:14.582	22.672	1:05.681	6	87,039	28
29	225	Jeremie LESOURDIER	FRA	Tonykart	Malevaut Sport	10	11:14.669	22.759	1:05.713	6	86,996	29
30	246	Sabedin Berat TURKER	TUR	Formula K	Protrain Racing	10	11:14.983	23.073	1:05.619	6	87,121	30
31	242	Miroslav KOVAR	CZE	MS Kart	MS Kart Racing Team	10	11:21.627	29.717	1:06.287	5	86,243	31
32	203	Edward BRAND	GBR	Formula K	Formula K Europe		0.000	10 Laps		0	-	32
33	219	Andreas BACKMAN	SWE	Tonykart	Strawberry Racing		1.022	10 Laps		0	-	33
34	230	Charlie TURNER	GBR	CRG	Coles Racing		1.117	10 Laps		0	-	34
35	286	Philip MORIN	SWE	Alonso	Dan Holland Racing		29.452	10 Laps		0	-	35

Announcements

These results are provisional until the conclusion of any judicial and technical matters
 No. 228 + 237 warning board
 No. 240 warning board
 Started: 35 Classified: 35 Not classified: 0

Margin of Victory	Ø km/h	Best Lap Tm	km/h	Best Lap by
2.486	87,693	1:04.662	88,411	231 - Dave BLOM

Timekeeping Ingrid and Meik Wagner:  Clerk of the course Nigel Edwards: www.mylaps.com
 Steward (Chairman) Olivier Steveny: Chief Scrutineer Paul Klaassen: Licensed to: Motorsport Events
 Printed: 11.02.2012 14:46:11 posted at: h



Rotax Winter Cup

ROTAX Seniors

Campillos / Spain 1,588 Km

RACE 6 Qualifying Heat 2

11.02.2012 14:30

Race (10 Laps) started at 14:33:20

Lap	Time of Day	Lap Tm	S1 Tm	S2 Tm	S3 Tm	Lap	Time of Day	Lap Tm	S1 Tm	S2 Tm	S3 Tm
(254) Harrison SCOTT						(212) Jiri FORMAN					
1	14:34:28.187	1:07.556	22.931	27.552	17.073	1	14:34:29.564	1:08.739	23.896	27.731	17.112
2	14:35:33.403	1:05.216	20.926	27.310	16.980	2	14:35:35.051	1:05.487	21.123	27.292	17.072
3	14:36:38.384	1:04.981	20.712	27.301	16.968	3	14:36:40.417	1:05.366	21.183	27.148	17.035
4	14:37:43.176	1:04.792	20.797	27.052	16.943	4	14:37:45.956	1:05.539	21.271	27.196	17.072
5	14:38:48.013	1:04.837	20.758	27.106	16.973	5	14:38:50.726	1:04.770	20.693	27.118	16.959
6	14:39:52.863	1:04.850	20.813	27.083	16.954	6	14:39:55.638	1:04.912	20.828	27.118	16.966
7	14:40:57.690	1:04.827	20.682	27.118	17.027	7	14:41:00.403	1:04.765	20.666	27.093	17.006
8	14:42:02.573	1:04.883	20.846	27.079	16.958	8	14:42:05.312	1:04.909	20.722	27.070	17.117
9	14:43:07.390	1:04.817	20.678	27.124	17.015	9	14:43:10.442	1:05.130	20.745	27.267	17.118
10	14:44:12.201	1:04.811	20.693	27.138	16.980	10	14:44:16.159	1:05.717	20.998	27.401	17.318
(236) Andy KING						(207) Ferenc KANCSAR					
1	14:34:27.376	1:06.963	22.344	27.440	17.179	1	14:34:29.004	1:08.283	23.141	27.425	17.717
2	14:35:33.135	1:05.759	21.184	27.493	17.082	2	14:35:34.599	1:05.595	21.121	27.197	17.277
3	14:36:38.648	1:05.513	20.773	27.292	17.448	3	14:36:40.082	1:05.483	21.203	27.211	17.069
4	14:37:44.022	1:05.374	21.129	27.291	16.954	4	14:37:45.466	1:05.384	20.872	27.468	17.044
5	14:38:48.814	1:04.792	20.752	27.082	16.958	5	14:38:50.985	1:05.519	20.817	27.599	17.103
6	14:39:53.979	1:05.165	20.782	27.394	16.989	6	14:39:56.032	1:05.047	20.891	27.134	17.022
7	14:40:58.788	1:04.809	20.670	27.077	17.062	7	14:41:00.839	1:04.807	20.754	27.078	16.975
8	14:42:04.237	1:05.449	20.849	27.481	17.119	8	14:42:05.754	1:04.915	20.744	27.123	17.048
9	14:43:09.321	1:05.084	20.723	27.114	17.247	9	14:43:10.552	1:04.798	20.669	27.103	17.026
10	14:44:14.687	1:05.366	20.873	27.388	17.105	10	14:44:16.293	1:05.741	21.152	27.275	17.314
(208) Charlie EASTWOOD						(224) Aavo TALVAR					
1	14:34:28.852	1:08.466	23.076	27.757	17.633	1	14:34:29.387	1:08.822	23.860	27.765	17.197
2	14:35:34.054	1:05.202	21.023	27.236	16.943	2	14:35:34.840	1:05.453	21.131	27.309	17.013
3	14:36:39.091	1:05.037	20.727	27.159	17.151	3	14:36:39.663	1:04.823	20.739	27.084	17.000
4	14:37:44.399	1:05.308	20.973	27.372	16.963	4	14:37:45.157	1:05.494	20.986	27.485	17.023
5	14:38:49.067	1:04.668	20.738	27.042	16.888	5	14:38:49.910	1:04.753	20.674	27.134	16.945
6	14:39:53.772	1:04.705	20.794	26.974	16.937	6	14:39:54.588	1:04.678	20.705	27.079	16.894
7	14:40:58.964	1:05.192	20.750	27.010	17.432	7	14:40:59.524	1:04.936	20.641	27.015	17.280
8	14:42:04.382	1:05.418	20.821	27.417	17.180	8	14:42:04.806	1:05.282	20.901	27.190	17.191
9	14:43:09.403	1:05.021	20.733	27.058	17.230	9	14:43:10.328	1:05.522	20.724	27.421	17.377
10	14:44:14.847	1:05.444	20.959	27.318	17.167	10	14:44:16.673	1:06.345	21.010	27.887	17.448
(205) Sean BABINGTON						(232) James SINGLETON					
1	14:34:27.144	1:06.821	22.244	27.436	17.141	1	14:34:30.737	1:09.812	24.931	27.591	17.290
2	14:35:32.862	1:05.718	21.218	27.471	17.029	2	14:35:36.078	1:05.341	21.008	27.255	17.078
3	14:36:38.835	1:05.973	20.901	27.792	17.280	3	14:36:41.028	1:04.950	20.776	27.127	17.047
4	14:37:44.545	1:05.710	21.025	27.696	16.989	4	14:37:46.088	1:05.060	20.867	27.216	16.977
5	14:38:49.369	1:04.824	20.777	27.104	16.943	5	14:38:51.371	1:05.283	20.875	27.034	17.374
6	14:39:54.173	1:04.804	20.761	27.105	16.938	6	14:39:56.460	1:05.089	20.897	27.129	17.063
7	14:40:59.461	1:05.288	20.637	27.087	17.564	7	14:41:01.269	1:04.809	20.812	27.009	16.988
8	14:42:04.872	1:05.411	20.760	27.494	17.157	8	14:42:06.071	1:04.802	20.736	27.045	17.021
9	14:43:09.806	1:04.934	20.784	27.184	16.966	9	14:43:10.978	1:04.907	20.758	27.154	16.995
10	14:44:15.145	1:05.339	21.050	27.172	17.117	10	14:44:16.762	1:05.784	20.882	27.492	17.410
(231) Dave BLOM						(234) Ash HAND					
1	14:34:27.951	1:07.423	22.715	27.410	17.298	1	14:34:31.368	1:10.315	25.419	27.738	17.158
2	14:35:33.748	1:05.797	21.038	27.619	17.140	2	14:35:36.954	1:05.586	20.913	27.298	17.375
3	14:36:38.770	1:05.022	20.738	27.196	17.088	3	14:36:41.741	1:04.787	20.749	27.033	17.005
4	14:37:44.277	1:05.507	20.848	27.687	16.972	4	14:37:46.578	1:04.837	20.755	27.007	17.075
5	14:38:49.720	1:05.443	20.740	27.800	16.903	5	14:38:51.639	1:05.061	20.792	27.110	17.159
6	14:39:54.382	1:04.662	20.726	26.975	16.961	6	14:39:57.073	1:05.434	21.016	27.099	17.319
7	14:40:59.102	1:04.720	20.662	27.065	16.993	7	14:41:02.137	1:05.064	20.954	27.156	16.954
8	14:42:04.604	1:05.502	20.873	27.386	17.243	8	14:42:07.114	1:04.977	20.801	27.146	17.030
9	14:43:09.576	1:04.972	20.695	27.080	17.197	9	14:43:12.165	1:05.051	20.741	27.315	16.995
10	14:44:15.381	1:05.805	21.154	27.309	17.342	10	14:44:17.716	1:05.551	20.897	27.299	17.355
(209) Ross WYLIE						(210) Antoine BARTHON					
1	14:34:29.153	1:08.309	23.237	27.437	17.635	1	14:34:31.599	1:10.571	25.564	27.846	17.161
2	14:35:34.510	1:05.357	21.119	27.223	17.015	2	14:35:36.733	1:05.134	20.842	27.321	16.971
3	14:36:39.459	1:04.949	20.726	27.186	17.037	3	14:36:41.413	1:04.680	20.682	27.040	16.958
4	14:37:45.333	1:05.874	21.313	27.489	17.072	4	14:37:46.333	1:04.920	20.840	27.055	17.025
5	14:38:50.251	1:04.918	20.755	27.192	16.971	5	14:38:51.511	1:05.178	20.840	27.048	17.290
6	14:39:55.119	1:04.868	20.764	27.140	16.964	6	14:39:57.319	1:05.808	21.590	27.233	16.985
7	14:40:59.920	1:04.801	20.715	27.041	17.045	7	14:41:02.842	1:05.523	21.180	27.388	16.955
8	14:42:05.080	1:05.160	20.781	27.161	17.218	8	14:42:07.648	1:04.806	20.804	27.009	16.993
9	14:43:10.265	1:05.185	20.803	27.252	17.130	9	14:43:12.351	1:04.703	20.747	27.013	16.943
10	14:44:15.563	1:05.298	20.951	27.185	17.162	10	14:44:17.782	1:05.431	20.872	27.284	17.275
(228) Alexis ARAUJO											

Timekeeping Ingrid and Meik Wagner:

Clerk of the course Nigel Edwards:

www.mylaps.com

Steward (Chairman) Olivier Stevny:

Chief Scrutineer Paul Klaassen:

Licensed to: Motorsport Events



Rotax Winter Cup

ROTAX Seniors

Campillos / Spain 1,588 Km

RACE 6 Qualifying Heat 2

11.02.2012 14:30

Race (10 Laps) started at 14:33:20

Lap	Time of Day	Lap Tm	S1 Tm	S2 Tm	S3 Tm	Lap	Time of Day	Lap Tm	S1 Tm	S2 Tm	S3 Tm
1	14:34:31.029	1:09.702	24.903	27.641	17.158	2	14:35:40.027	1:07.418	21.437	27.829	18.152
2	14:35:37.085	1:06.056	21.071	27.762	17.223	3	14:36:45.950	1:05.923	21.197	27.440	17.286
3	14:36:42.082	1:04.997	20.787	27.218	16.992	4	14:37:51.323	1:05.373	20.988	27.190	17.195
4	14:37:47.065	1:04.983	20.821	27.132	17.030	5	14:38:57.302	1:05.979	21.124	27.669	17.186
5	14:38:51.896	1:04.831	20.745	27.031	17.055	6	14:40:03.731	1:06.429	21.365	27.815	17.249
6	14:39:57.528	1:05.632	21.076	27.471	17.085	7	14:41:09.332	1:05.601	21.103	27.274	17.224
7	14:41:03.921	1:06.393	21.062	27.748	17.583	8	14:42:16.055	1:06.723	21.462	27.785	17.476
8	14:42:09.918	1:04.997	20.823	27.088	17.086	9	14:43:21.610	1:05.555	21.181	27.213	17.161
9	14:43:13.824	1:04.906	20.836	27.087	16.983	10	14:44:27.018	1:05.408	20.964	27.258	17.186
10	14:44:18.837	1:05.013	20.749	27.204	17.060						
(229) Oliver MYERS						(239) Joel JOHANSSON					
1	14:34:32.536	1:11.370	25.896	27.940	17.534	1	14:34:34.693	1:12.886	27.604	27.779	17.503
2	14:35:39.014	1:06.478	21.680	27.572	17.226	2	14:35:42.439	1:07.746	21.535	27.905	18.306
3	14:36:44.220	1:05.206	20.916	27.198	17.092	3	14:36:48.582	1:06.143	21.355	27.391	17.397
4	14:37:49.099	1:04.879	20.840	27.053	16.986	4	14:37:54.071	1:05.489	21.065	27.234	17.190
5	14:38:53.921	1:04.822	20.756	27.059	17.007	5	14:38:59.375	1:05.304	20.896	27.191	17.217
6	14:39:58.883	1:04.962	20.809	27.181	16.972	6	14:40:04.613	1:05.238	20.952	27.162	17.124
7	14:41:04.354	1:05.471	20.883	27.130	17.458	7	14:41:10.101	1:05.488	20.850	27.412	17.226
8	14:42:09.999	1:05.645	20.908	27.615	17.122	8	14:42:16.045	1:05.944	20.871	27.813	17.260
9	14:43:15.030	1:05.031	20.751	27.009	17.271	9	14:43:22.127	1:06.082	21.612	27.256	17.214
10	14:44:21.596	1:06.566	21.379	27.336	17.851	10	14:44:27.962	1:05.835	20.855	27.569	17.411
(268) Francisco MORA						(244) Eva BENES					
1	14:34:29.713	1:09.050	23.855	27.792	17.403	1	14:34:34.063	1:12.460	27.006	27.901	17.553
2	14:35:35.238	1:05.525	21.141	27.307	17.077	2	14:35:40.829	1:06.766	21.937	27.547	17.282
3	14:36:40.474	1:05.236	20.827	27.137	17.272	3	14:36:46.962	1:06.133	21.151	27.557	17.425
4	14:37:45.609	1:05.135	20.918	27.186	17.031	4	14:37:52.379	1:05.417	20.976	27.358	17.083
5	14:38:51.133	1:05.524	20.802	27.207	17.515	5	14:38:57.845	1:05.466	20.971	27.317	17.178
6	14:39:56.984	1:05.851	20.910	27.498	17.443	6	14:40:04.020	1:06.175	21.107	27.730	17.338
7	14:41:04.403	1:07.419	21.333	27.902	18.184	7	14:41:10.161	1:06.141	21.336	27.357	17.448
8	14:42:09.641	1:05.238	21.082	27.148	17.008	8	14:42:16.187	1:06.026	21.426	27.340	17.260
9	14:43:15.110	1:05.469	20.822	27.121	17.526	9	14:43:21.779	1:05.592	21.149	27.367	17.076
10	14:44:21.762	1:06.652	21.399	27.445	17.808	10	14:44:28.010	1:06.231	21.023	27.928	17.280
(247) Stefan LOCSMANDI						(237) Sten Dorian PIIRIMAGI					
1	14:34:33.070	1:11.561	26.240	27.916	17.405	1	14:34:32.697	1:11.437	26.147	27.799	17.491
2	14:35:39.369	1:06.299	21.603	27.551	17.145	2	14:35:42.777	1:10.080	24.296	28.182	17.602
3	14:36:44.694	1:05.325	20.866	27.320	17.139	3	14:36:49.124	1:06.347	22.110	27.318	16.919
4	14:37:49.899	1:05.205	20.902	27.259	17.044	4	14:37:55.073	1:05.949	21.248	27.206	17.495
5	14:38:55.324	1:05.425	20.996	27.245	17.184	5	14:39:02.055	1:06.982	21.949	27.778	17.255
6	14:40:00.670	1:05.346	20.891	27.341	17.114	6	14:40:07.955	1:05.900	21.404	27.359	17.137
7	14:41:05.989	1:05.319	20.930	27.297	17.092	7	14:41:13.540	1:05.585	20.972	27.357	17.256
8	14:42:11.207	1:05.218	20.873	27.255	17.090	8	14:42:20.178	1:06.638	22.153	27.351	17.134
9	14:43:16.631	1:05.424	20.925	27.381	17.118	9	14:43:25.652	1:05.474	20.862	27.146	17.466
10	14:44:21.966	1:05.335	20.892	27.305	17.138	10	14:44:31.154	1:05.502	21.118	27.252	17.132
(235) Luis SILVA						(241) Pierre AUVRAY					
1	14:34:33.329	1:11.681	26.032	28.212	17.437	1	14:34:35.402	1:13.475	27.693	27.838	17.944
2	14:35:40.167	1:06.838	22.287	27.499	17.052	2	14:35:42.941	1:07.539	21.606	28.288	17.645
3	14:36:46.576	1:06.409	21.242	28.011	17.156	3	14:36:49.949	1:07.008	22.263	27.641	17.104
4	14:37:51.700	1:05.124	20.907	27.169	17.048	4	14:37:55.772	1:05.823	21.084	27.481	17.258
5	14:38:57.645	1:05.945	20.835	27.534	17.576	5	14:39:01.306	1:05.534	21.152	27.271	17.111
6	14:40:03.562	1:05.917	21.118	27.609	17.190	6	14:40:07.655	1:06.349	21.118	27.758	17.473
7	14:41:09.130	1:05.568	20.927	27.487	17.154	7	14:41:13.605	1:05.950	21.111	27.299	17.540
8	14:42:14.409	1:05.279	20.930	27.228	17.121	8	14:42:19.609	1:06.004	21.322	27.432	17.250
9	14:43:19.856	1:05.447	20.864	27.312	17.271	9	14:43:25.813	1:06.204	21.709	27.185	17.310
10	14:44:25.243	1:05.387	20.908	27.237	17.242	10	14:44:31.623	1:05.810	21.389	27.282	17.139
(243) Glenn VAN PARIJS						(240) Petr BEZEL					
1	14:34:33.570	1:11.868	26.531	27.926	17.411	1	14:34:33.189	1:11.950	26.272	27.925	17.753
2	14:35:40.482	1:06.912	22.286	27.443	17.183	2	14:35:42.192	1:09.003	23.082	28.045	17.876
3	14:36:46.668	1:06.186	21.191	27.484	17.511	3	14:36:48.749	1:06.557	21.301	27.493	17.763
4	14:37:52.144	1:05.476	21.088	27.226	17.162	4	14:37:55.225	1:06.476	21.363	27.343	17.770
5	14:38:57.389	1:05.245	20.783	27.319	17.143	5	14:39:01.159	1:05.934	21.167	27.496	17.271
6	14:40:03.805	1:06.416	21.104	27.673	17.639	6	14:40:07.893	1:06.734	21.132	27.997	17.605
7	14:41:09.481	1:05.676	21.363	27.193	17.120	7	14:41:13.859	1:05.966	21.311	27.411	17.244
8	14:42:15.074	1:05.593	21.220	27.122	17.251	8	14:42:19.694	1:05.835	21.228	27.470	17.137
9	14:43:20.627	1:05.553	20.906	27.381	17.266	9	14:43:25.587	1:05.893	20.931	27.380	17.582
10	14:44:26.061	1:05.434	20.981	27.218	17.235	10	14:44:32.920	1:07.333	22.023	27.428	17.882
(251) Joffrey DAVID						(248) Artem KOROLEV					
1	14:34:32.609	1:11.168	25.523	28.140	17.505	1	14:34:35.088	1:13.368	28.267	27.773	17.328
						2	14:35:42.641	1:07.553	21.554	27.975	18.024

Timekeeping Ingrid and Meik Wagner:

Clerk of the course Nigel Edwards:

www.mylaps.com

Steward (Chairman) Olivier Steveny:

Chief Scrutineer Paul Klaassen:

Licensed to: Motorsport Events



Rotax Winter Cup

ROTAX Seniors

Campillos / Spain 1,588 Km

RACE 6 Qualifying Heat 2

11.02.2012 14:30

Race (10 Laps) started at 14:33:20

Lap	Time of Day	Lap Tm	S1 Tm	S2 Tm	S3 Tm	Lap	Time of Day	Lap Tm	S1 Tm	S2 Tm	S3 Tm
3	14:36:48.746	1:06.105	21.392	27.441	17.272	4	14:37:55.952	1:06.970	21.817	27.639	17.514
4	14:37:55.304	1:06.558	21.279	27.329	17.950	5	14:39:02.239	1:06.287	21.249	27.490	17.548
5	14:39:02.764	1:07.460	22.032	28.002	17.426	6	14:40:15.890	1:13.651	26.445	29.614	17.592
6	14:40:08.654	1:05.890	21.273	27.416	17.201	7	14:41:22.738	1:06.848	21.318	27.855	17.675
7	14:41:13.994	1:05.340	20.849	27.320	17.171	8	14:42:29.208	1:06.470	21.229	27.660	17.581
8	14:42:20.528	1:06.534	21.601	27.803	17.130	9	14:43:35.553	1:06.345	21.213	27.601	17.531
9	14:43:26.044	1:05.516	21.017	27.422	17.077	10	14:44:41.918	1:06.365	21.207	27.631	17.527
10	14:44:33.070	1:07.026	21.404	27.426	18.196						

(252) Juuso PYKALAINEN

1	14:34:35.643	1:13.720	28.359	27.936	17.425
2	14:35:43.016	1:07.373	21.516	28.361	17.496
3	14:36:50.518	1:07.502	22.638	27.660	17.204
4	14:37:56.431	1:05.913	21.150	27.602	17.161
5	14:39:02.696	1:06.265	21.107	27.727	17.431
6	14:40:08.805	1:06.109	21.185	27.501	17.423
7	14:41:14.381	1:05.576	21.002	27.393	17.181
8	14:42:20.907	1:06.526	21.421	27.879	17.226
9	14:43:26.435	1:05.528	20.936	27.459	17.133
10	14:44:33.125	1:06.690	21.299	27.546	17.845

(238) Alexandre FINKELSTEIN

1	14:34:45.246	1:24.281	38.685	28.187	17.409
2	14:35:51.036	1:05.790	21.166	27.470	17.154
3	14:36:56.465	1:05.429	21.063	27.269	17.097
4	14:38:01.717	1:05.252	20.927	27.220	17.105
5	14:39:06.982	1:05.265	20.896	27.243	17.126
6	14:40:12.388	1:05.406	21.088	27.272	17.046
7	14:41:17.527	1:05.139	20.904	27.149	17.086
8	14:42:22.669	1:05.142	20.874	27.111	17.157
9	14:43:28.398	1:05.729	20.901	27.407	17.421
10	14:44:33.808	1:05.410	21.052	27.230	17.128

(245) Manuel LEON-SOTELO

1	14:34:36.878	1:14.834	29.013	28.306	17.515
2	14:35:43.660	1:06.782	21.427	27.887	17.468
3	14:36:51.058	1:07.398	22.410	27.674	17.314
4	14:37:57.346	1:06.288	21.396	27.514	17.378
5	14:39:03.821	1:06.475	21.456	27.761	17.258
6	14:40:09.502	1:05.681	21.017	27.437	17.227
7	14:41:15.503	1:06.001	21.102	27.537	17.362
8	14:42:21.891	1:06.388	21.082	27.466	17.840
9	14:43:28.476	1:06.585	21.088	27.489	18.008
10	14:44:34.873	1:06.397	21.582	27.366	17.449

(225) Jeremie LESOURDIER

1	14:34:34.835	1:12.821	26.896	27.832	18.093
2	14:35:42.715	1:07.880	21.646	27.978	18.256
3	14:36:50.254	1:07.539	22.661	27.679	17.199
4	14:37:57.072	1:06.818	21.248	28.062	17.508
5	14:39:04.116	1:07.044	22.088	27.552	17.404
6	14:40:09.829	1:05.713	21.102	27.376	17.235
7	14:41:15.606	1:05.777	21.229	27.332	17.216
8	14:42:22.176	1:06.570	21.253	27.400	17.917
9	14:43:28.517	1:06.341	21.283	27.742	17.316
10	14:44:34.960	1:06.443	21.365	27.414	17.664

(246) Sabedin Berat TURKER

1	14:34:36.599	1:14.494	28.772	27.999	17.723
2	14:35:43.424	1:06.825	21.504	27.741	17.580
3	14:36:50.858	1:07.434	22.419	27.693	17.322
4	14:37:57.246	1:06.388	21.396	27.514	17.478
5	14:39:03.552	1:06.306	21.383	27.604	17.319
6	14:40:09.171	1:05.619	21.005	27.423	17.191
7	14:41:15.300	1:06.129	21.159	27.528	17.442
8	14:42:22.109	1:06.809	21.080	27.580	18.149
9	14:43:28.444	1:06.335	21.147	27.396	17.792
10	14:44:35.274	1:06.830	22.009	27.522	17.299

(242) Miroslav KOVAR

1	14:34:34.557	1:12.725	27.410	27.758	17.557
2	14:35:42.126	1:07.569	21.569	28.083	17.917
3	14:36:48.982	1:06.856	21.803	27.846	17.207



Rotax Winter Cup

ROTAX Seniors

Campillos / Spain 1,588 Km

RACE 9 Qualifying Heat 3

11.02.2012 16:30


Race (10 Laps) started at 16:33:08

Pos	No.	Name	Nat.	Chassis	Race Team	Laps	Total Tm	Diff	Best Tm	In Lap	km/h	Points
1	254	Harrison SCOTT	GBR	Tonykart	Strawberry Racing	10	10:51.951		1:04.726	8	88,323	0
2	208	Charlie EASTWOOD	GBR	Formula K	Protrain Racing	10	10:52.424	0.473	1:04.682	5	88,383	2
3	205	Sean BABINGTON	GBR	Alonso	Dan Holland Racing	10	10:52.578	0.627	1:04.678	9	88,389	3
4	231	Dave BLOM	NED	Formula K	Formula K Europe	10	10:52.871	0.920	1:04.768	9	88,266	4
5	236	Andy KING	GBR	Tonykart	Strawberry Racing	10	10:53.546	1.595	1:04.627	8	88,458	5
6	224	Aavo TALVAR	EST	Intrepid	Talvar Racing	10	10:55.372	3.421	1:04.575	8	88,530	6
7	268	Francisco MORA	POR	FA	Cabo do Mundo Kartteam	10	10:55.992	4.041	1:04.935	5	88,039	7
8	286	Philip MORIN	SWE	Alonso	Dan Holland Racing	10	10:56.045	4.094	1:04.848	7	88,157	8
9	234	Ash HAND	GBR	Tonykart	Strawberry Racing	10	10:56.382	4.431	1:04.752	9	88,288	9
10	209	Ross WYLIE	GBR	Alonso	Dan Holland Racing	10	10:56.476	4.525	1:04.975	6	87,985	10
11	238	Alexandre FINKELSTEIN	FRA	Tonykart	MD Competition	10	10:57.166	5.215	1:04.959	6	88,006	11
12	210	Antoine BARTHON	FRA	Alonso	Dan Holland Racing	10	10:57.260	5.309	1:04.884	7	88,108	12
13	207	Ferenc KANCSAR	AUT	DR	VPDR	10	10:57.529	5.578	1:04.948	10	88,021	13
14	203	Edward BRAND	GBR	Formula K	Formula K Europe	10	10:57.840	5.889	1:05.093	10	87,825	14
15	228	Alexis ARAUJO	ESP	Energy	Premier Motorsport	10	10:59.817	7.866	1:05.108	6	87,805	15
16	212	Jiri FORMAN	CZE	MS Kart	MS Kart Racing Team	10	10:59.888	7.937	1:05.041	5	87,895	16
17	232	James SINGLETON	GBR	Tonykart	Coles Racing	10	11:00.235	8.284	1:05.083	5	87,839	17
18	229	Oliver MYERS	GBR	Tonykart	Coles Racing	10	11:01.070	9.119	1:05.123	10	87,785	18
19	240	Petr BEZEL	CZE	MS Kart	MS Kart Racing Team	10	11:02.352	10.401	1:05.351	7	87,478	19
20	247	Stefan LOCSMANDI	AUT	Kosmic	Paul Carr Racing	10	11:04.619	12.668	1:05.436	5	87,365	20
21	237	Sten Dorian PIIRIMAGI	EST	Tonykart	Aix Racing Team	10	11:05.239	13.288	1:05.051	9	87,882	21
22	239	Joel JOHANSSON	SWE	Energy	Energy Team Sweden	10	11:05.747	13.796	1:05.341	8	87,492	22
23	248	Artem KOROLEV	CAN	Intrepid	TKP	10	11:06.059	14.108	1:05.462	10	87,330	23
24	219	Andreas BACKMAN	SWE	Tonykart	Strawberry Racing	10	11:06.502	14.551	1:05.237	6	87,631	24
25	241	Pierre AUVRAY	FRA	FA Kart	DSS Kart	10	11:07.179	15.228	1:05.324	7	87,515	25
26	251	Joffrey DAVID	FRA	Tonykart	MD Competition	10	11:09.201	17.250	1:05.350	6	87,480	26
27	244	Eva BENES	FRA	Sodikart	PKS	10	11:09.767	17.816	1:05.509	6	87,267	27
28	243	Glenn VAN PARIJS	BEL	Zanardi	Raw Racing Team	10	11:10.073	18.122	1:05.613	7	87,129	28
29	235	Luis SILVA	POR	Kosmic	RS Race Service	10	11:12.854	20.903	1:05.339	6	87,494	29
30	246	Sabedin Berat TURKER	TUR	Formula K	Protrain Racing	10	11:13.045	21.094	1:05.797	6	86,885	30
31	252	Juuso PYKALAINEN	FIN	Tonykart	MPT Racing	10	11:14.390	22.439	1:05.917	7	86,727	31
32	245	Manuel LEON-SOTELO	ESP	Tonykart	Prokart Competition	10	11:15.565	23.614	1:06.075	6	86,520	32
33	242	Miroslav KOVAR	CZE	MS Kart	MS Kart Racing Team	10	11:15.716	23.765	1:05.881	7	86,775	33
34	225	Jeremie LESOURDIER	FRA	Tonykart	Malevaut Sport	10	11:20.127	28.176	1:06.234	4	86,312	34
35	230	Charlie TURNER	GBR	CRG	Coles Racing					0	-	35

Announcements

These results are provisional until the conclusion of any judicial and technical matters
 Started: 35 Classified: 35 Not classified: 0

Margin of Victory	Ø km/h	Best Lap Tm	km/h	Best Lap by
0.473	87,688	1:04.575	88,530	224 - Aavo TALVAR

Timekeeping Ingrid and Meik Wagner:  Clerk of the course Nigel Edwards: www.mylaps.com
 Steward (Chairman) Olivier Steveny: Chief Scrutineer Paul Klaassen: Licensed to: Motorsport Events
 Printed: 11.02.2012 16:45:36 posted at: h



Rotax Winter Cup

ROTAX Seniors

Campillos / Spain 1,588 Km

RACE 9 Qualifying Heat 3

11.02.2012 16:30

Race (10 Laps) started at 16:33:08

Lap	Time of Day	Lap Tm	S1 Tm	S2 Tm	S3 Tm	Lap	Time of Day	Lap Tm	S1 Tm	S2 Tm	S3 Tm
(254) Harrison SCOTT						(268) Francisco MORA					
1	16:34:15.634	1:07.247	22.675	27.549	17.023	1	16:34:16.439	1:07.732	23.061	27.501	17.170
2	16:35:21.043	1:05.409	20.878	27.444	17.087	2	16:35:22.376	1:05.937	20.958	27.417	17.562
3	16:36:26.121	1:05.078	20.888	27.226	16.964	3	16:36:27.391	1:05.015	20.895	27.113	17.007
4	16:37:31.073	1:04.952	20.771	27.132	17.049	4	16:37:33.573	1:06.182	21.155	27.564	17.463
5	16:38:35.901	1:04.828	20.742	27.030	17.056	5	16:38:38.508	1:04.935	20.803	27.117	17.015
6	16:39:40.847	1:04.946	20.708	27.227	17.011	6	16:39:43.496	1:04.988	20.775	27.203	17.010
7	16:40:45.700	1:04.853	20.725	27.122	17.006	7	16:40:48.591	1:05.095	20.748	27.224	17.123
8	16:41:50.426	1:04.726	20.701	27.078	16.947	8	16:41:53.757	1:05.166	20.922	27.158	17.086
9	16:42:55.193	1:04.767	20.741	27.072	16.954	9	16:42:58.775	1:05.018	20.760	27.255	17.003
10	16:43:59.962	1:04.769	20.719	27.065	16.985	10	16:44:04.003	1:05.228	20.791	27.207	17.230
(208) Charlie EASTWOOD						(286) Philip MORIN					
1	16:34:15.806	1:07.546	22.657	27.785	17.104	1	16:34:16.242	1:07.617	22.921	27.521	17.175
2	16:35:21.301	1:05.495	20.902	27.562	17.031	2	16:35:21.773	1:05.531	20.991	27.354	17.186
3	16:36:26.504	1:05.203	20.827	27.231	17.145	3	16:36:26.841	1:05.068	20.904	27.174	16.990
4	16:37:31.662	1:05.158	20.924	27.132	17.102	4	16:37:32.496	1:05.655	21.092	27.246	17.317
5	16:38:36.344	1:04.682	20.724	26.985	16.973	5	16:38:37.502	1:05.006	20.825	27.143	17.038
6	16:39:41.231	1:04.887	20.791	27.119	16.977	6	16:39:42.646	1:05.144	20.890	27.298	16.956
7	16:40:46.136	1:04.905	20.714	27.048	17.143	7	16:40:47.494	1:04.848	20.742	27.134	16.972
8	16:41:50.899	1:04.763	20.777	27.005	16.981	8	16:41:52.355	1:04.861	20.681	27.213	16.967
9	16:42:55.588	1:04.689	20.716	27.031	16.942	9	16:42:57.832	1:05.477	20.744	27.254	17.479
10	16:44:00.435	1:04.847	20.782	27.044	17.021	10	16:44:04.056	1:06.224	21.453	27.189	17.582
(205) Sean BABINGTON						(234) Ash HAND					
1	16:34:14.748	1:06.737	22.213	27.382	17.142	1	16:34:18.004	1:09.015	24.193	27.675	17.147
2	16:35:20.208	1:05.460	21.088	27.280	17.092	2	16:35:23.503	1:05.499	21.029	27.376	17.094
3	16:36:25.427	1:05.219	20.910	27.232	17.077	3	16:36:29.299	1:05.796	21.058	27.356	17.382
4	16:37:30.652	1:05.225	20.918	27.199	17.108	4	16:37:34.436	1:05.137	20.836	27.251	17.050
5	16:38:35.969	1:05.317	20.876	27.169	17.272	5	16:38:39.358	1:04.922	20.754	27.171	16.997
6	16:39:41.001	1:05.032	20.891	27.091	17.050	6	16:39:44.335	1:04.977	20.818	27.176	16.983
7	16:40:46.006	1:05.005	20.790	27.348	16.867	7	16:40:49.243	1:04.908	20.840	27.083	16.985
8	16:41:50.716	1:04.710	20.787	26.994	16.929	8	16:41:54.381	1:05.138	20.814	27.271	17.053
9	16:42:55.394	1:04.678	20.742	27.063	16.873	9	16:42:59.133	1:04.752	20.759	26.995	16.998
10	16:44:00.589	1:05.195	20.858	27.386	16.951	10	16:44:04.393	1:05.260	20.832	27.344	17.084
(231) Dave BLOM						(209) Ross WYLIE					
1	16:34:15.122	1:06.930	22.440	27.391	17.099	1	16:34:16.914	1:08.143	23.350	27.574	17.219
2	16:35:20.779	1:05.657	21.100	27.351	17.206	2	16:35:22.765	1:05.851	21.000	27.431	17.420
3	16:36:25.851	1:05.072	20.842	27.187	17.043	3	16:36:28.060	1:05.295	21.071	27.212	17.012
4	16:37:31.173	1:05.322	20.828	27.153	17.341	4	16:37:33.749	1:05.689	20.888	27.292	17.509
5	16:38:36.113	1:04.940	20.789	27.115	17.036	5	16:38:38.864	1:05.115	20.929	27.160	17.026
6	16:39:41.474	1:05.361	20.866	27.507	16.988	6	16:39:43.839	1:04.975	20.829	27.168	16.978
7	16:40:46.306	1:04.832	20.683	27.068	17.081	7	16:40:48.859	1:05.020	20.783	27.090	17.147
8	16:41:51.113	1:04.807	20.784	27.099	16.924	8	16:41:54.107	1:05.248	20.986	27.218	17.044
9	16:42:55.881	1:04.768	20.722	27.089	16.957	9	16:42:59.367	1:05.260	20.790	27.172	17.298
10	16:44:00.882	1:05.001	20.774	27.109	17.118	10	16:44:04.487	1:05.120	20.785	27.291	17.044
(236) Andy KING						(238) Alexandre FINKELSTEIN					
1	16:34:14.974	1:06.876	22.250	27.507	17.119	1	16:34:17.415	1:08.515	23.813	27.606	17.096
2	16:35:20.847	1:05.873	21.075	27.406	17.392	2	16:35:22.991	1:05.576	20.949	27.272	17.355
3	16:36:26.421	1:05.574	20.966	27.457	17.151	3	16:36:28.712	1:05.721	21.280	27.281	17.160
4	16:37:32.350	1:05.929	21.660	27.233	17.036	4	16:37:34.127	1:05.415	21.027	27.282	17.106
5	16:38:37.264	1:04.914	20.791	27.112	17.011	5	16:38:39.613	1:05.486	20.848	27.556	17.082
6	16:39:42.177	1:04.913	20.763	27.152	16.998	6	16:39:44.572	1:04.959	20.832	27.116	17.011
7	16:40:47.044	1:04.867	20.705	27.150	17.012	7	16:40:49.613	1:05.041	20.857	27.146	17.038
8	16:41:51.671	1:04.627	20.594	27.061	16.972	8	16:41:54.761	1:05.148	20.758	27.185	17.205
9	16:42:56.418	1:04.747	20.698	27.103	16.946	9	16:42:59.914	1:05.153	20.828	27.206	17.119
10	16:44:01.557	1:05.139	20.709	27.132	17.298	10	16:44:05.177	1:05.263	20.869	27.227	17.167
(224) Aavo TALVAR						(210) Antoine BARTHON					
1	16:34:16.710	1:08.186	23.400	27.581	17.205	1	16:34:19.646	1:10.524	25.127	27.612	17.785
2	16:35:22.600	1:05.890	21.045	27.407	17.438	2	16:35:24.954	1:05.308	20.975	27.296	17.037
3	16:36:27.713	1:05.113	21.035	27.109	16.969	3	16:36:30.189	1:05.235	20.882	27.185	17.168
4	16:37:33.084	1:05.371	21.044	27.239	17.088	4	16:37:35.211	1:05.022	20.769	27.247	17.006
5	16:38:38.119	1:05.035	20.733	27.101	17.201	5	16:38:40.158	1:04.947	20.805	27.162	16.980
6	16:39:43.051	1:04.932	20.742	27.212	16.978	6	16:39:45.052	1:04.894	20.796	27.093	17.005
7	16:40:47.865	1:04.814	20.733	27.113	16.968	7	16:40:49.936	1:04.884	20.863	27.052	16.969
8	16:41:52.440	1:04.575	20.635	27.067	16.873	8	16:41:54.944	1:05.008	20.713	27.118	17.177
9	16:42:57.838	1:05.398	20.765	27.221	17.412	9	16:43:00.162	1:05.218	20.887	27.274	17.057
10	16:44:03.383	1:05.545	21.274	27.154	17.117	10	16:44:05.271	1:05.109	20.859	27.182	17.068
(207) Ferenc KANCSAR											

Timekeeping Ingrid and Meik Wagner:

Clerk of the course Nigel Edwards:

www.mylaps.com

Steward (Chairman) Olivier Steveny:

Chief Scrutineer Paul Klaassen:

Licensed to: Motorsport Events



Rotax Winter Cup

ROTAX Seniors

Campillos / Spain 1,588 Km

RACE 9 Qualifying Heat 3

11.02.2012 16:30

Race (10 Laps) started at 16:33:08

Lap	Time of Day	Lap Tm	S1 Tm	S2 Tm	S3 Tm	Lap	Time of Day	Lap Tm	S1 Tm	S2 Tm	S3 Tm
1	16:34:15.976	1:07.491	22.867	27.549	17.075	2	16:35:26.176	1:06.145	21.464	27.412	17.269
2	16:35:22.280	1:06.304	21.063	27.891	17.350	3	16:36:32.301	1:06.125	21.006	27.436	17.683
3	16:36:28.828	1:06.548	21.875	27.514	17.159	4	16:37:37.817	1:05.516	21.005	27.363	17.148
4	16:37:34.977	1:06.149	21.062	27.594	17.493	5	16:38:43.198	1:05.381	20.887	27.314	17.180
5	16:38:40.385	1:05.408	20.924	27.374	17.110	6	16:39:48.578	1:05.380	20.851	27.370	17.159
6	16:39:45.474	1:05.089	20.806	27.245	17.038	7	16:40:53.929	1:05.351	20.896	27.327	17.128
7	16:40:50.427	1:04.953	20.799	27.133	17.021	8	16:41:59.291	1:05.362	20.866	27.343	17.153
8	16:41:55.461	1:05.034	20.767	27.147	17.120	9	16:43:04.781	1:05.490	20.937	27.358	17.195
9	16:43:00.592	1:05.131	20.768	27.227	17.136	10	16:44:10.363	1:05.582	20.918	27.508	17.156
10	16:44:05.540	1:04.948	20.834	27.097	17.017						

(203) Edward BRAND

1	16:34:15.376	1:07.213	22.632	27.423	17.158
2	16:35:21.843	1:06.467	21.051	27.891	17.525
3	16:36:27.214	1:05.371	21.032	27.218	17.121
4	16:37:32.724	1:05.510	21.134	27.223	17.153
5	16:38:38.186	1:05.462	20.934	27.138	17.390
6	16:39:43.311	1:05.125	20.938	27.169	17.018
7	16:40:48.770	1:05.459	20.787	27.488	17.184
8	16:41:54.549	1:05.779	20.960	27.501	17.318
9	16:43:00.758	1:06.209	20.832	27.946	17.431
10	16:44:05.851	1:05.093	20.870	27.135	17.088

(247) Stefan LOCSMANDI

1	16:34:20.053	1:10.506	25.025	27.748	17.733
2	16:35:26.756	1:06.703	21.697	27.789	17.217
3	16:36:33.183	1:06.427	21.159	27.980	17.288
4	16:37:38.936	1:05.753	21.138	27.441	17.174
5	16:38:44.372	1:05.436	20.919	27.407	17.110
6	16:39:50.142	1:05.770	20.970	27.405	17.395
7	16:40:56.069	1:05.927	20.956	27.580	17.391
8	16:42:01.666	1:05.597	21.035	27.434	17.128
9	16:43:07.111	1:05.445	20.980	27.355	17.110
10	16:44:12.630	1:05.519	21.021	27.330	17.168

(228) Alexis ARAUJO

1	16:34:19.151	1:09.939	24.224	27.829	17.886
2	16:35:24.728	1:05.577	21.070	27.384	17.123
3	16:36:30.388	1:05.660	20.891	27.167	17.602
4	16:37:35.768	1:05.380	20.799	27.312	17.269
5	16:38:40.886	1:05.118	20.760	27.288	17.070
6	16:39:45.994	1:05.108	20.808	27.135	17.165
7	16:40:51.432	1:05.438	21.343	27.082	17.013
8	16:41:57.132	1:05.700	20.910	27.573	17.217
9	16:43:02.325	1:05.193	20.949	27.175	17.069
10	16:44:07.828	1:05.503	20.930	27.346	17.227

(237) Sten Dorian PIIRIMAGI

1	16:34:19.942	1:10.636	24.495	27.913	18.228
2	16:35:26.448	1:06.506	21.968	27.385	17.153
3	16:36:33.545	1:08.097	21.759	28.493	17.845
4	16:37:39.953	1:05.408	20.905	27.293	17.210
5	16:38:45.079	1:05.126	20.898	27.258	16.970
6	16:39:50.281	1:05.202	20.878	27.137	17.187
7	16:40:56.465	1:06.184	20.967	27.239	17.978
8	16:42:02.684	1:06.219	21.095	27.693	17.431
9	16:43:07.735	1:05.051	20.879	27.119	17.053
10	16:44:13.250	1:05.515	21.340	27.138	17.037

(212) Jiri FORMAN

1	16:34:17.057	1:08.213	23.545	27.482	17.186
2	16:35:22.833	1:05.776	21.016	27.379	17.381
3	16:36:29.438	1:06.605	21.525	27.643	17.437
4	16:37:34.877	1:05.439	20.888	27.283	17.268
5	16:38:39.918	1:05.041	20.781	27.214	17.046
6	16:39:45.915	1:05.997	20.816	27.500	17.681
7	16:40:51.788	1:05.873	21.695	27.109	17.069
8	16:41:57.246	1:05.458	20.699	27.571	17.188
9	16:43:02.578	1:05.332	21.095	27.199	17.038
10	16:44:07.899	1:05.321	20.916	27.223	17.182

(239) Joel JOHANSSON

1	16:34:22.134	1:12.314	26.234	28.083	17.997
2	16:35:28.107	1:05.973	21.229	27.474	17.270
3	16:36:34.964	1:06.857	21.016	27.753	18.088
4	16:37:40.628	1:05.664	21.146	27.292	17.226
5	16:38:46.003	1:05.375	20.985	27.294	17.096
6	16:39:51.578	1:05.575	20.905	27.191	17.479
7	16:40:57.266	1:05.688	21.220	27.300	17.168
8	16:42:02.607	1:05.341	20.869	27.303	17.169
9	16:43:08.210	1:05.603	21.213	27.167	17.223
10	16:44:13.758	1:05.548	21.095	27.190	17.263

(232) James SINGLETON

1	16:34:18.454	1:09.480	24.013	28.136	17.331
2	16:35:24.097	1:05.643	21.049	27.419	17.175
3	16:36:29.690	1:05.593	20.945	27.192	17.456
4	16:37:35.489	1:05.799	21.002	27.651	17.146
5	16:38:40.572	1:05.083	20.816	27.232	17.035
6	16:39:45.842	1:05.270	20.844	27.143	17.283
7	16:40:51.268	1:05.426	21.156	27.191	17.079
8	16:41:57.405	1:06.137	20.975	28.028	17.134
9	16:43:02.898	1:05.493	21.178	27.230	17.085
10	16:44:08.246	1:05.348	21.130	27.176	17.042

(248) Artem KOROLEV

1	16:34:21.454	1:11.728	25.934	28.253	17.541
2	16:35:27.729	1:06.275	21.417	27.558	17.300
3	16:36:34.066	1:06.337	20.994	27.839	17.504
4	16:37:40.046	1:05.980	21.043	27.413	17.524
5	16:38:45.596	1:05.550	21.114	27.321	17.115
6	16:39:51.641	1:06.045	20.897	27.446	17.702
7	16:40:57.475	1:05.834	21.263	27.407	17.164
8	16:42:02.993	1:05.518	20.959	27.458	17.101
9	16:43:08.608	1:05.615	21.098	27.382	17.135
10	16:44:14.070	1:05.462	21.044	27.279	17.139

(229) Oliver MYERS

1	16:34:19.981	1:10.764	24.428	27.769	18.567
2	16:35:26.322	1:06.341	21.351	27.375	17.615
3	16:36:32.235	1:05.913	21.135	27.298	17.480
4	16:37:37.651	1:05.416	20.919	27.260	17.237
5	16:38:43.002	1:05.351	20.824	27.244	17.283
6	16:39:48.294	1:05.292	20.887	27.218	17.187
7	16:40:53.449	1:05.155	20.901	27.093	17.161
8	16:41:58.806	1:05.357	20.985	27.225	17.147
9	16:43:03.958	1:05.152	20.890	27.133	17.129
10	16:44:09.081	1:05.123	20.888	27.151	17.084

(219) Andreas BACKMAN

1	16:34:20.491	1:11.059	25.751	28.071	17.237
2	16:35:26.929	1:06.438	21.722	27.466	17.250
3	16:36:35.849	1:08.920	21.159	28.522	19.239
4	16:37:42.352	1:06.503	21.312	27.435	17.756
5	16:38:47.832	1:05.480	21.099	27.264	17.117
6	16:39:53.069	1:05.237	20.885	27.213	17.139
7	16:40:58.423	1:05.354	20.812	27.498	17.044
8	16:42:03.876	1:05.453	20.978	27.255	17.220
9	16:43:09.191	1:05.315	20.924	27.249	17.142
10	16:44:14.513	1:05.322	20.945	27.299	17.078

(240) Petr BEZEL

1	16:34:20.031	1:10.912	24.889	27.972	18.051
---	--------------	----------	--------	--------	--------

(241) Pierre AUVRAY

1	16:34:22.592	1:12.688	26.274	28.244	18.170
2	16:35:28.483	1:05.891	21.147	27.450	17.294





Rotax Winter Cup

ROTAX Seniors

Campillos / Spain 1,588 Km

RACE 9 Qualifying Heat 3

11.02.2012 16:30

Race (10 Laps) started at 16:33:08

Lap	Time of Day	Lap Tm	S1 Tm	S2 Tm	S3 Tm	Lap	Time of Day	Lap Tm	S1 Tm	S2 Tm	S3 Tm
3	16:36:35.730	1:07.247	21.267	27.388	18.592	4	16:37:45.703	1:07.320	21.356	28.211	17.753
4	16:37:41.619	1:05.889	20.997	27.612	17.280	5	16:38:52.246	1:06.543	21.585	27.514	17.444
5	16:38:47.032	1:05.413	21.006	27.352	17.055	6	16:39:58.354	1:06.108	21.263	27.559	17.286
6	16:39:52.812	1:05.780	21.178	27.339	17.263	7	16:41:04.271	1:05.917	21.026	27.625	17.266
7	16:40:58.136	1:05.324	20.895	27.293	17.136	8	16:42:10.377	1:06.106	20.979	27.629	17.498
8	16:42:04.137	1:06.001	21.002	27.369	17.630	9	16:43:16.381	1:06.004	21.034	27.508	17.462
9	16:43:09.587	1:05.450	21.063	27.307	17.080	10	16:44:22.401	1:06.020	21.180	27.489	17.351
10	16:44:15.190	1:05.603	21.095	27.376	17.132						

(251) Joffrey DAVID

1	16:34:20.925	1:11.534	25.922	28.121	17.491
2	16:35:27.510	1:06.585	21.588	27.423	17.574
3	16:36:35.399	1:07.889	21.037	28.132	18.720
4	16:37:42.324	1:06.925	21.202	27.841	17.882
5	16:38:48.441	1:06.117	21.660	27.391	17.066
6	16:39:53.791	1:05.350	20.960	27.257	17.133
7	16:40:59.671	1:05.880	20.924	27.521	17.435
8	16:42:05.343	1:05.672	21.039	27.328	17.305
9	16:43:11.442	1:06.099	21.617	27.337	17.145
10	16:44:17.212	1:05.770	21.229	27.377	17.164

(245) Manuel LEON-SOTELO

1	16:34:23.607	1:13.498	26.424	28.847	18.227
2	16:35:32.002	1:08.395	22.137	28.333	17.925
3	16:36:38.671	1:06.669	21.430	27.728	17.511
4	16:37:45.441	1:06.770	21.325	27.907	17.538
5	16:38:52.079	1:06.638	21.241	27.578	17.819
6	16:39:58.154	1:06.075	21.283	27.465	17.327
7	16:41:04.481	1:06.327	21.077	27.860	17.390
8	16:42:10.736	1:06.255	21.067	27.563	17.625
9	16:43:17.219	1:06.483	21.355	27.451	17.677
10	16:44:23.576	1:06.357	21.308	27.612	17.437

(244) Eva BENES

1	16:34:21.323	1:11.691	25.858	28.270	17.563
2	16:35:27.953	1:06.630	21.433	27.526	17.671
3	16:36:35.934	1:07.981	21.647	27.732	18.602
4	16:37:42.483	1:06.549	21.458	27.601	17.490
5	16:38:48.098	1:05.615	21.131	27.402	17.082
6	16:39:53.607	1:05.509	20.984	27.238	17.287
7	16:40:59.509	1:05.902	20.971	27.496	17.435
8	16:42:05.433	1:05.924	20.932	27.405	17.587
9	16:43:11.695	1:06.262	21.608	27.458	17.196
10	16:44:17.778	1:06.083	21.262	27.573	17.248

(242) Miroslav KOVAR

1	16:34:23.094	1:13.215	26.773	28.598	17.844
2	16:35:31.585	1:08.491	21.973	28.667	17.851
3	16:36:38.479	1:06.894	21.414	27.901	17.579
4	16:37:45.603	1:07.124	21.410	27.873	17.841
5	16:38:51.962	1:06.359	21.321	27.549	17.489
6	16:39:57.941	1:05.979	21.104	27.564	17.311
7	16:41:03.822	1:05.881	21.051	27.531	17.299
8	16:42:10.659	1:06.837	21.160	28.021	17.656
9	16:43:17.076	1:06.417	21.086	27.488	17.843
10	16:44:23.727	1:06.651	21.338	27.624	17.689

(243) Glenn VAN PARIJS

1	16:34:23.219	1:13.446	26.644	28.483	18.319
2	16:35:31.156	1:07.937	22.018	28.167	17.752
3	16:36:37.393	1:06.237	21.319	27.522	17.396
4	16:37:43.250	1:05.857	21.064	27.501	17.292
5	16:38:49.555	1:06.305	21.607	27.414	17.284
6	16:39:55.334	1:05.779	20.970	27.416	17.393
7	16:41:00.947	1:05.613	20.996	27.349	17.268
8	16:42:06.663	1:05.716	20.972	27.451	17.293
9	16:43:12.433	1:05.770	20.985	27.565	17.220
10	16:44:18.084	1:05.651	21.099	27.368	17.184

(225) Jeremie LESOURDIER

1	16:34:22.984	1:12.858	25.682	28.200	18.976
2	16:35:30.154	1:07.170	21.779	27.943	17.448
3	16:36:36.708	1:06.554	21.505	27.534	17.515
4	16:37:42.942	1:06.234	21.386	27.534	17.314
5	16:38:55.599	1:12.657	27.190	27.914	17.553
6	16:40:01.970	1:06.371	21.439	27.572	17.360
7	16:41:08.336	1:06.366	21.321	27.687	17.358
8	16:42:15.085	1:06.749	21.331	27.932	17.486
9	16:43:21.435	1:06.350	21.304	27.657	17.389
10	16:44:28.138	1:06.703	21.343	27.820	17.540

(235) Luis SILVA

1	16:34:21.010	1:11.327	25.378	28.524	17.425
2	16:35:27.341	1:06.331	21.618	27.488	17.225
3	16:36:33.689	1:06.348	21.045	28.079	17.224
4	16:37:39.173	1:05.484	21.054	27.326	17.104
5	16:38:44.677	1:05.504	21.068	27.347	17.089
6	16:39:50.016	1:05.339	20.963	27.308	17.068
7	16:40:56.532	1:06.516	20.894	27.869	17.753
8	16:42:02.216	1:05.684	21.142	27.418	17.124
9	16:43:07.610	1:05.394	20.996	27.285	17.113
10	16:44:20.865	1:13.255	28.796	27.268	17.191

(246) Sabedin Berat TURKER

1	16:34:22.872	1:12.670	26.111	28.414	18.145
2	16:35:31.232	1:08.360	22.032	28.420	17.908
3	16:36:37.828	1:06.596	21.519	27.633	17.444
4	16:37:43.956	1:06.128	21.197	27.578	17.353
5	16:38:49.895	1:05.939	21.260	27.461	17.218
6	16:39:55.692	1:05.797	21.074	27.476	17.247
7	16:41:01.712	1:06.020	21.202	27.480	17.338
8	16:42:08.044	1:06.332	21.146	27.785	17.401
9	16:43:14.003	1:05.959	21.262	27.480	17.217
10	16:44:21.056	1:07.053	21.692	27.726	17.635

(252) Juuso PYKALAINEN

1	16:34:23.710	1:13.667	26.787	28.862	18.018
2	16:35:31.859	1:08.149	21.758	28.471	17.920
3	16:36:38.383	1:06.524	21.258	27.776	17.490



Rotax Winter Cup 2012

Rotax Max Seniors

Campillos / Spain

Ranking after Heats

Pos.	No.	Firstname	Lastname	Nat.	Chassis	Race Team	QP	Points	Diff.	QH1	QH2	QH3
1	254	Harrison	SCOTT	GBR	Tonykart	Strawberry Racing	7	0		0	0	0
2	205	Sean	BABINGTON	GBR	Alonso	Dan Holland Racing	1	9	-9	2	4	3
3	208	Charlie	EASTWOOD	GBR	Formula K	Protrain Racing	4	9	-9	4	3	2
4	236	Andy	KING	GBR	Tonykart	Strawberry Racing	3	10	-10	3	2	5
5	231	Dave	BLOM	NED	Formula K	Formula K Europe	5	14	-14	5	5	4
6	224	Aavo	TALVAR	EST	Intrepid	Talvar Racing	6	23	-23	8	9	6
7	207	Ferenc	KANCSAR	AUT	DR	VPDR	9	31	-31	10	8	13
8	268	Francisco	MORA	POR	FA	Cabo do Mundo Kartteam	8	37	-37	15	15	7
9	228	Alexis	ARAUJO	ESP	Energy	Premier Motorsport	21	37	-37	9	13	15
10	234	Ash	HAND	GBR	Tonykart	Strawberry Racing	17	38	-38	18	11	9
11	229	Oliver	MYERS	GBR	Tonykart	Coles Racing	16	43	-43	11	14	18
12	209	Ross	WYLIE	GBR	Alonso	Dan Holland Racing	13	44	-44	28	6	10
13	247	Stefan	LOCSMANDI	AUT	Kosmic	Paul Carr Racing	24	49	-49	13	16	20
14	286	Philip	MORIN	SWE	Alonso	Dan Holland Racing	11	50	-50	7	35	8
15	203	Edward	BRAND	GBR	Formula K	Formula K Europe	2	52	-52	6	32	14
16	212	Jiri	FORMAN	CZE	MS Kart	MS Kart Racing Team	10	52	-52	29	7	16
17	237	Sten Dorian	PIIRIMAGI	EST	Tonykart	Aix Racing Team	18	55	-55	12	22	21
18	210	Antoine	BARTHON	FRA	Alonso	Dan Holland Racing	14	57	-57	33	12	12
19	240	Petr	BEZEL	CZE	MS Kart	MS Kart Racing Team	19	57	-57	14	24	19
20	238	Alexandre	FINKELSTEIN	FRA	Tonykart	MD Competition	15	58	-58	20	27	11
21	232	James	SINGLETON	GBR	Tonykart	Coles Racing	12	59	-59	32	10	17
22	235	Luis	SILVA	POR	Kosmic	RS Race Service	26	63	-63	17	17	29
23	239	Joel	JOHANSSON	SWE	Energy	Energy Team Sweden	29	65	-65	23	20	22
24	244	Eva	BENES	FRA	Sodikart	PKS	25	69	-69	21	21	27
25	219	Andreas	BACKMAN	SWE	Tonykart	Strawberry Racing	20	73	-73	16	33	24
26	251	Joffrey	DAVID	FRA	Tonykart	MD Competition	23	75	-75	30	19	26
27	241	Pierre	AUVRAY	FRA	FA Kart	DSS Kart	32	75	-75	27	23	25
28	243	Glenn	VAN PARIJS	BEL	Zanardi	Raw Racing Team	28	81	-81	35	18	28
29	248	Artem	KOROLEV	CAN	Intrepid	TKP	27	82	-82	34	25	23
30	245	Manuel	LEON-SOTELO	ESP	Tonykart	Prokart Competition	33	85	-85	25	28	32
31	225	Jeremie	LESOURDIER	FRA	Tonykart	Malevaut Sport	34	85	-85	22	29	34
32	246	Sabedin Beric	TURKER	TUR	Formula K	Protrain Racing	35	86	-86	26	30	30
33	230	Charlie	TURNER	GBR	CRG	Coles Racing	22	88	-88	19	34	35
34	242	Miroslav	KOVAR	CZE	MS Kart	MS Kart Racing Team	30	88	-88	24	31	33
Pos. 1 - 34 qualified for Prefinal												
35	252	Juuso	PYKALAINEN	FIN	Tonykart	MPT Racing	31	88	-88	31	26	31

Announcements:

These results are provisional until the conclusion of any judicial and technical matters

Clerk of the course Nigel Edwards:

Stewards (Chairman) Olivier Stevny:

Timekeeping Ingrid/Meik Wagner:

Scrutineer Paul Klaassen:

Printed: 11.02.2012 16:50

Posted at: h

Rotax Winter Cup 2012
 Class: Rotax Max Seniors
 Date/Time: 12.02.2012 11:30

Track: Campillos / Spain
 Heat: Prefinal
 Laps: 13

Edition 1

Charlie TURNER	230	Points 88 Quali Rank 22	17	Miroslav KOVAR	242	Points 88 Quali Rank 30
	33				34	
Jeremie LESOURDIER	225	Points 85 Quali Rank 34	16	Sabedin Berat TURKER	246	Points 86 Quali Rank 35
	31				32	
Artem KOROLEV	248	Points 82 Quali Rank 27	15	Manuel LEON-SOTELO	245	Points 85 Quali Rank 33
	29				30	
Pierre AUVRAY	241	Points 75 Quali Rank 32	14	Glenn VAN PARIJS	243	Points 81 Quali Rank 28
	27				28	
Andreas BACKMAN	219	Points 73 Quali Rank 20	13	Joffrey DAVID	251	Points 75 Quali Rank 23
	25				26	
Joel JOHANSSON	239	Points 65 Quali Rank 29	12	Eva BENES	244	Points 69 Quali Rank 25
	23				24	
James SINGLETON	232	Points 59 Quali Rank 12	11	Luis SILVA	235	Points 63 Quali Rank 26
	21				22	
Petr BEZEL	240	Points 57 Quali Rank 19	10	Alexandre FINKELSTEIN	238	Points 58 Quali Rank 15
	19				20	
Sten Dorian PIIRIMAGI	237	Points 55 Quali Rank 18	9	Antoine BARTHON	210	Points 57 Quali Rank 14
	17				18	
Edward BRAND	203	Points 52 Quali Rank 2	8	Jiri FORMAN	212	Points 52 Quali Rank 10
	15				16	
Stefan LOCSMANDI	247	Points 49 Quali Rank 24	7	Philip MORIN	286	Points 50 Quali Rank 11
	13				14	
Oliver MYERS	229	Points 43 Quali Rank 16	6	Ross WYLIE	209	Points 44 Quali Rank 13
	11				12	
Alexis ARAUJO	228	Points 37 Quali Rank 21	5	Ash HAND	234	Points 38 Quali Rank 17
	9				10	
Ferenc KANCSAR	207	Points 31 Quali Rank 9	4	Francisco MORA	268	Points 37 Quali Rank 8
	7				8	
Dave BLOM	231	Points 14 Quali Rank 5	3	Aavo TALVAR	224	Points 23 Quali Rank 6
	5				6	
Charlie EASTWOOD	208	Points 9 Quali Rank 4	2	Andy KING	236	Points 10 Quali Rank 3
	3				4	
Harrison SCOTT	254	Points 0 Quali Rank 7	1	Sean BABINGTON	205	Points 9 Quali Rank 1
	1		Row		2	

Pole Position

Clerk of the course Nigel Edwards:
 Stewards (Chairman) Olivier Steveny:

Scrutineer Paul Klaassen:
 Timekeeping Ingrid/Meik Wagner:



Rotax Winter Cup

ROTAX Seniors

Campillos / Spain 1,588 Km

WARM UP Sunday

12.02.2012 09:30

Practice (10:00 Time) started at 9:29:59

Pos	No.	Name	Nat.	Chassis	Race Team	Laps	Best Tm	Diff	Gap In Lap	km/h
1	208	Charlie EASTWOOD	GBR	Formula K	Protrain Racing	8	1:04.744			5 88,299
2	205	Sean BABINGTON	GBR	Alonso	Dan Holland Racing	8	1:04.796	0.052	0.052	4 88,228
3	254	Harrison SCOTT	GBR	Tonykart	Strawberry Racing	6	1:04.847	0.103	0.051	4 88,158
4	236	Andy KING	GBR	Tonykart	Strawberry Racing	8	1:04.897	0.153	0.050	5 88,090
5	209	Ross WYLIE	GBR	Alonso	Dan Holland Racing	8	1:04.903	0.159	0.006	6 88,082
6	210	Antoine BARTHON	FRA	Alonso	Dan Holland Racing	8	1:04.936	0.192	0.033	4 88,037
7	224	Aavo TALVAR	EST	Intrepid	Talvar Racing	8	1:04.997	0.253	0.061	3 87,955
8	212	Jiri FORMAN	CZE	MS Kart	MS Kart Racing Team	8	1:05.002	0.258	0.005	7 87,948
9	268	Francisco MORA	POR	FA	Cabo do Mundo Kartteam	8	1:05.018	0.274	0.016	7 87,926
10	203	Edward BRAND	GBR	Formula K	Formula K Europe	7	1:05.045	0.301	0.027	6 87,890
11	286	Philip MORIN	SWE	Alonso	Dan Holland Racing	8	1:05.065	0.321	0.020	3 87,863
12	207	Ferenc KANCSAR	AUT	DR	VPDR	6	1:05.090	0.346	0.025	5 87,829
13	219	Andreas BACKMAN	SWE	Tonykart	Strawberry Racing	8	1:05.105	0.361	0.015	4 87,809
14	228	Alexis ARAUJO	ESP	Energy	Premier Motorsport	8	1:05.126	0.382	0.021	6 87,781
15	229	Oliver MYERS	GBR	Tonykart	Coles Racing	8	1:05.155	0.411	0.029	6 87,742
16	239	Joel JOHANSSON	SWE	Energy	Energy Team Sweden	7	1:05.182	0.438	0.027	3 87,705
17	230	Charlie TURNER	GBR	CRG	Coles Racing	8	1:05.232	0.488	0.050	7 87,638
18	234	Ash HAND	GBR	Tonykart	Strawberry Racing	6	1:05.265	0.521	0.033	4 87,594
19	231	Dave BLOM	NED	Formula K	Formula K Europe	7	1:05.269	0.525	0.004	4 87,588
20	237	Sten Dorian PIIRIMAGI	EST	Tonykart	Aix Racing Team	8	1:05.270	0.526	0.001	5 87,587
21	247	Stefan LOCSMANDI	AUT	Kosmic	Paul Carr Racing	8	1:05.327	0.583	0.057	3 87,511
22	238	Alexandre FINKELSTEIN	FRA	Tonykart	MD Competition	8	1:05.481	0.737	0.154	3 87,305
23	240	Petr BEZEL	CZE	MS Kart	MS Kart Racing Team	8	1:05.576	0.832	0.095	7 87,178
24	232	James SINGLETON	GBR	Tonykart	Coles Racing	6	1:05.672	0.928	0.096	6 87,051
25	248	Artem KOROLEV	CAN	Intrepid	TKP	6	1:05.696	0.952	0.024	5 87,019
26	225	Jeremie LESOURDIER	FRA	Tonykart	Malevaut Sport	8	1:05.713	0.969	0.017	7 86,996
27	251	Joffrey DAVID	FRA	Tonykart	MD Competition	8	1:05.763	1.019	0.050	7 86,930
28	235	Luis SILVA	POR	Kosmic	RS Race Service	8	1:05.800	1.056	0.037	7 86,881
29	243	Glenn VAN PARIJS	BEL	Zanardi	Raw Racing Team	8	1:05.881	1.137	0.081	8 86,775
30	241	Pierre AUVRAY	FRA	FA Kart	DSS Kart	7	1:05.963	1.219	0.082	6 86,667
31	245	Manuel LEON-SOTELO	ESP	Tonykart	Prokart Competition	7	1:06.167	1.423	0.204	7 86,400
32	244	Eva BENES	FRA	Sodikart	PKS	6	1:06.277	1.533	0.110	5 86,256
33	242	Miroslav KOVAR	CZE	MS Kart	MS Kart Racing Team	6	1:06.290	1.546	0.013	3 86,239
34	246	Sabedin Berat TURKER	TUR	Formula K	Protrain Racing	7	1:06.696	1.952	0.406	4 85,714

Timekeeping Ingrid and Meik Wagner:

Clerk of the course Nigel Edwards:

www.mylaps.com

Steward (Chairman) Olivier Steveny:

Chief Scrutineer Paul Klaassen:

Licensed to: Motorsport Events



Rotax Winter Cup

ROTAX Seniors

Campillos / Spain 1,588 Km

WARM UP Sunday

12.02.2012 09:30

Practice (10:00 Time) started at 9:29:59

Lap	Time of Day	Lap Tm	S1 Tm	S2 Tm	S3 Tm
(208) Charlie EASTWOOD					
1	9:33:07.107	1:06.582	21.684	27.694	17.204
2	9:34:12.464	1:05.357	20.952	27.335	17.070
3	9:35:17.440	1:04.976	20.789	27.117	17.070
4	9:36:22.356	1:04.916	20.778	27.102	17.036
5	9:37:27.100	1:04.744	20.705	27.003	17.036
6	9:38:32.023	1:04.923	20.866	27.016	17.041
7	9:39:37.210	1:05.187	20.817	27.117	17.253
8	9:40:49.044	1:11.834	27.465	27.355	17.014
(205) Sean BABINGTON					
1	9:32:54.971	1:06.002	21.318	27.625	17.059
2	9:34:00.184	1:05.213	20.967	27.292	16.954
3	9:35:05.446	1:05.262	20.848	27.327	17.087
4	9:36:10.242	1:04.796	20.689	27.199	16.908
5	9:37:15.179	1:04.937	20.874	27.156	16.907
6	9:38:20.002	1:04.823	20.706	27.193	16.924
7	9:39:25.426	1:05.424	21.000	27.386	17.038
8	9:40:30.258	1:04.832	20.808	27.101	16.923
(254) Harrison SCOTT					
1	9:32:40.077	1:06.634	21.531	27.806	17.297
2	9:33:45.822	1:05.745	21.173	27.400	17.172
3	9:34:50.884	1:05.062	20.814	27.252	16.996
4	9:35:55.731	1:04.847	20.769	27.110	16.968
5	9:36:59.433	3:08.603	20.713	27.424	17.047
6	9:40:09.496	1:05.162	20.882	27.284	16.996
(236) Andy KING					
1	9:32:44.726	1:06.627	21.654	27.743	17.230
2	9:33:50.331	1:05.605	20.959	27.440	17.206
3	9:34:55.590	1:05.259	20.889	27.287	17.083
4	9:36:00.611	1:05.021	20.794	27.252	16.975
5	9:37:05.508	1:04.897	20.796	27.225	16.876
6	9:38:10.654	1:05.146	20.798	27.312	17.036
7	9:39:15.775	1:05.121	20.843	27.256	17.022
8	9:40:21.075	1:05.300	20.922	27.326	17.052
(209) Ross WYLIE					
1	9:32:54.859	1:06.361	21.475	27.731	17.155
2	9:34:00.011	1:05.152	20.874	27.277	17.001
3	9:35:05.234	1:05.223	20.869	27.262	17.092
4	9:36:10.533	1:05.299	20.726	27.496	17.077
5	9:37:15.474	1:04.941	20.867	27.113	16.961
6	9:38:20.377	1:04.903	20.763	27.172	16.968
7	9:39:26.160	1:05.783	21.169	27.202	17.412
8	9:40:31.401	1:05.241	21.022	27.210	17.009
(210) Antoine BARTHON					
1	9:32:55.583	1:06.683	21.942	27.614	17.127
2	9:34:00.871	1:05.288	21.007	27.264	17.017
3	9:35:05.990	1:05.119	20.777	27.247	17.095
4	9:36:10.926	1:04.936	20.759	27.187	16.990
5	9:37:16.029	1:05.103	20.847	27.291	16.965
6	9:38:21.020	1:04.991	20.830	27.172	16.989
7	9:39:26.435	1:05.415	20.759	27.585	17.071
8	9:40:31.700	1:05.265	21.003	27.345	16.917
(224) Aavo TALVAR					
1	9:33:12.327	1:06.907	21.803	27.810	17.294
2	9:34:17.524	1:05.197	20.950	27.171	17.076
3	9:35:22.521	1:04.997	20.842	27.132	17.023
4	9:36:27.540	1:05.019	20.799	27.158	17.062
5	9:37:32.779	1:05.239	20.869	27.287	17.083
6	9:38:37.823	1:05.044	20.798	27.217	17.029
7	9:39:42.942	1:05.119	20.819	27.255	17.045
8	9:40:49.431	1:06.489	20.951	28.456	17.082
(212) Jiri FORMAN					
1	9:32:57.453	1:06.878	21.541	27.641	17.696
2	9:34:03.431	1:05.978	21.326	27.527	17.125
3	9:35:08.671	1:05.240	20.896	27.274	17.070

Lap	Time of Day	Lap Tm	S1 Tm	S2 Tm	S3 Tm
4	9:36:13.764	1:05.093	20.742	27.285	17.066
5	9:37:18.824	1:05.060	20.747	27.280	17.033
6	9:38:23.942	1:05.118	20.853	27.226	17.039
7	9:39:28.944	1:05.002	20.807	27.151	17.044
8	9:40:34.213	1:05.269	20.807	27.325	17.137
(268) Francisco MORA					
1	9:32:57.506	1:06.755	21.689	27.750	17.316
2	9:34:03.200	1:05.694	21.079	27.518	17.097
3	9:35:08.400	1:05.200	20.799	27.313	17.088
4	9:36:13.551	1:05.151	20.817	27.267	17.067
5	9:37:18.576	1:05.025	20.799	27.213	17.013
6	9:38:23.694	1:05.118	20.856	27.200	17.062
7	9:39:28.712	1:05.018	20.812	27.186	17.020
8	9:40:34.837	1:06.125	20.782	27.730	17.613
(203) Edward BRAND					
1	9:33:11.144	1:07.000	21.931	27.849	17.220
2	9:34:16.564	1:05.420	20.987	27.289	17.144
3	9:35:21.757	1:05.193	20.915	27.180	17.098
4	9:36:28.076	1:06.319	20.875	28.392	17.052
5	9:37:33.131	1:05.055	20.853	27.171	17.031
6	9:38:38.176	1:05.045	20.812	27.166	17.067
7	9:39:43.228	1:05.052	20.863	27.177	17.012
(286) Philip MORIN					
1	9:32:49.795	1:07.685	22.068	28.265	17.352
2	9:33:55.471	1:05.676	21.067	27.464	17.145
3	9:35:00.536	1:05.065	20.739	27.351	16.975
4	9:36:05.892	1:05.356	20.914	27.431	17.011
5	9:37:11.419	1:05.527	20.865	27.271	17.391
6	9:38:16.681	1:05.262	20.945	27.274	17.043
7	9:39:21.768	1:05.087	20.813	27.237	17.037
8	9:40:26.834	1:05.066	20.767	27.257	17.042
(207) Ferenc KANCSAR					
1	9:32:29.366	1:06.285	21.404	27.617	17.264
2	9:33:34.916	1:05.550	20.930	27.383	17.237
3	9:34:40.115	1:05.199	20.841	27.233	17.125
4	9:35:45.315	1:05.200	20.871	27.237	17.092
5	9:36:50.405	1:05.090	20.772	27.211	17.107
6	9:37:55.819	1:05.414	20.934	27.293	17.187
(219) Andreas BACKMAN					
1	9:32:54.344	1:06.982	21.754	28.001	17.227
2	9:33:59.799	1:05.455	20.969	27.367	17.119
3	9:35:06.195	1:06.396	20.916	27.927	17.553
4	9:36:11.300	1:05.105	20.927	27.170	17.008
5	9:37:16.506	1:05.206	20.963	27.262	16.981
6	9:38:21.738	1:05.232	20.957	27.281	16.994
7	9:39:26.955	1:05.217	20.925	27.224	17.068
8	9:40:32.348	1:05.393	21.211	27.138	17.044
(228) Alexis ARAUJO					
1	9:32:53.391	1:07.057	21.642	28.072	17.343
2	9:33:58.855	1:05.464	21.035	27.313	17.116
3	9:35:04.139	1:05.284	20.828	27.253	17.203
4	9:36:09.368	1:05.229	20.854	27.275	17.100
5	9:37:14.650	1:05.282	20.924	27.276	17.082
6	9:38:19.776	1:05.126	20.827	27.262	17.037
7	9:39:26.095	1:06.319	21.140	27.607	17.572
8	9:40:32.007	1:05.912	21.226	27.601	17.085
(229) Oliver MYERS					
1	9:33:07.555	1:07.355	21.694	28.331	17.330
2	9:34:13.144	1:05.589	21.054	27.383	17.152
3	9:35:18.490	1:05.346	20.938	27.251	17.157
4	9:36:23.787	1:05.297	20.876	27.292	17.129
5	9:37:29.099	1:05.312	20.831	27.407	17.074
6	9:38:34.254	1:05.155	20.790	27.308	17.057
7	9:39:39.410	1:05.156	20.858	27.188	17.110
8	9:40:44.636	1:05.226	20.877	27.271	17.078

Timekeeping Ingrid and Meik Wagner:

Clerk of the course Nigel Edwards:

www.mylaps.com

Steward (Chairman) Olivier Steveny:

Chief Scrutineer Paul Klaassen:

Licensed to: Motorsport Events



Rotax Winter Cup

ROTAX Seniors

Campillos / Spain 1,588 Km

WARM UP Sunday

12.02.2012 09:30

Practice (10:00 Time) started at 9:29:59

Lap	Time of Day	Lap Tm	S1 Tm	S2 Tm	S3 Tm
(239) Joel JOHANSSON					
1	9:32:50.710	1:08.408	22.198	28.845	17.365
2	9:33:56.476	1:05.766	21.255	27.350	17.161
3	9:35:01.658	1:05.182	20.878	27.162	17.142
4	9:36:06.935	1:05.277	20.957	27.237	17.083
5	9:37:12.580	1:05.645	21.187	27.347	17.111
6	9:38:17.781	1:05.201	20.921	27.216	17.064
7	9:39:23.050	1:05.269	20.852	27.278	17.139

Lap	Time of Day	Lap Tm	S1 Tm	S2 Tm	S3 Tm
(230) Charlie TURNER					
1	9:33:21.976	1:07.329	21.924	27.995	17.410
2	9:34:28.142	1:06.166	21.236	27.653	17.277
3	9:35:33.860	1:05.718	21.002	27.525	17.191
4	9:36:39.375	1:05.515	20.932	27.383	17.200
5	9:37:44.718	1:05.343	20.916	27.307	17.120
6	9:38:50.123	1:05.405	20.948	27.340	17.117
7	9:39:55.355	1:05.232	20.870	27.292	17.070
8	9:41:00.671	1:05.316	20.895	27.281	17.140

Lap	Time of Day	Lap Tm	S1 Tm	S2 Tm	S3 Tm
(234) Ash HAND					
1	9:32:50.040	1:06.790	21.533	28.029	17.228
2	9:33:55.777	1:05.737	21.158	27.454	17.125
3	9:35:01.043	1:05.266	20.922	27.277	17.067
4	9:36:06.308	1:05.265	20.868	27.367	17.030
5	9:37:11.581	3:31.507	20.765	31.302	17.241
6	9:40:43.449	1:05.634	21.066	27.378	17.190

Lap	Time of Day	Lap Tm	S1 Tm	S2 Tm	S3 Tm
(231) Dave BLOM					
1	9:32:35.950	1:07.182	21.904	27.884	17.394
2	9:33:41.646	1:05.696	20.963	27.494	17.239
3	9:34:47.073	1:05.427	20.856	27.406	17.165
4	9:35:52.342	1:05.269	20.826	27.297	17.146
5	9:36:57.698	1:05.356	20.804	27.364	17.188
6	9:38:03.003	2:53.905	20.809	27.481	17.181
7	9:40:57.208	1:05.605	20.993	27.466	17.146

Lap	Time of Day	Lap Tm	S1 Tm	S2 Tm	S3 Tm
(237) Sten Dorian PIIRIMAGI					
1	9:32:44.337	1:07.350	21.959	27.951	17.440
2	9:33:50.603	1:06.266	21.153	27.840	17.273
3	9:34:56.171	1:05.568	21.007	27.428	17.133
4	9:36:01.493	1:05.322	20.832	27.384	17.106
5	9:37:06.763	1:05.270	20.909	27.289	17.072
6	9:38:12.164	1:05.401	20.906	27.346	17.149
7	9:39:17.652	1:05.488	20.868	27.487	17.133
8	9:40:23.210	1:05.558	20.841	27.495	17.222

Lap	Time of Day	Lap Tm	S1 Tm	S2 Tm	S3 Tm
(247) Stefan LOCSMANDI					
1	9:32:41.970	1:06.977	21.606	27.897	17.474
2	9:33:47.767	1:05.797	21.181	27.492	17.124
3	9:34:53.094	1:05.327	20.842	27.398	17.087
4	9:35:58.762	1:05.668	20.944	27.584	17.140
5	9:37:04.354	1:05.592	20.949	27.412	17.231
6	9:38:09.919	1:05.565	21.016	27.404	17.145
7	9:39:16.267	1:06.348	21.100	27.492	17.756
8	9:40:21.824	1:05.557	20.997	27.421	17.139

Lap	Time of Day	Lap Tm	S1 Tm	S2 Tm	S3 Tm
(238) Alexandre FINKELSTEIN					
1	9:32:42.528	1:07.251	22.017	27.912	17.322
2	9:33:48.491	1:05.963	21.157	27.630	17.176
3	9:34:53.972	1:05.481	20.968	27.374	17.139
4	9:35:59.563	1:05.591	21.029	27.394	17.168
5	9:37:05.151	1:05.588	21.046	27.424	17.118
6	9:38:10.904	1:05.753	20.987	27.637	17.129
7	9:39:16.492	1:05.588	21.020	27.341	17.227
8	9:40:22.087	1:05.595	21.075	27.410	17.110

Lap	Time of Day	Lap Tm	S1 Tm	S2 Tm	S3 Tm
(240) Petr BEZEL					
1	9:32:48.311	1:07.251	21.739	28.104	17.408
2	9:33:54.534	1:06.223	21.166	27.743	17.314
3	9:35:00.311	1:05.777	20.971	27.556	17.250
4	9:36:06.770	1:06.459	21.312	27.906	17.241
5	9:37:12.905	1:06.135	21.200	27.696	17.239
6	9:38:18.533	1:05.628	20.962	27.478	17.188

Lap	Time of Day	Lap Tm	S1 Tm	S2 Tm	S3 Tm
7	9:39:24.109	1:05.576	20.941	27.428	17.207
8	9:40:30.060	1:05.951	21.152	27.540	17.259

Lap	Time of Day	Lap Tm	S1 Tm	S2 Tm	S3 Tm
(232) James SINGLETON					
1	9:33:21.637	1:07.791	22.086	28.128	17.577
2	9:36:35.817	3:14.180	21.344	30.576	17.381
3	9:37:41.896	1:06.079	21.151	27.646	17.282
4	9:38:47.968	1:06.072	21.309	27.518	17.245
5	9:39:53.698	1:05.730	21.173	27.363	17.194
6	9:40:59.370	1:05.672	21.080	27.355	17.237

Lap	Time of Day	Lap Tm	S1 Tm	S2 Tm	S3 Tm
(248) Artem KOROLEV					
1	9:33:22.314	1:07.519	21.930	28.207	17.382
2	9:34:28.631	1:06.317	21.097	27.964	17.256
3	9:35:34.443	1:05.812	21.127	27.504	17.181
4	9:36:40.236	1:05.793	20.997	27.554	17.242
5	9:37:45.932	1:05.696	20.966	27.542	17.188
6	9:38:51.863	1:05.931	21.054	27.571	17.306

Lap	Time of Day	Lap Tm	S1 Tm	S2 Tm	S3 Tm
(225) Jeremie LESOURDIER					
1	9:32:39.131	1:07.763	21.977	28.333	17.453
2	9:33:46.104	1:06.973	21.557	27.860	17.556
3	9:34:52.830	1:06.726	21.203	28.097	17.426
4	9:35:59.319	1:06.489	21.379	27.818	17.292
5	9:37:05.430	1:06.111	21.410	27.527	17.174
6	9:38:11.531	1:06.101	21.294	27.510	17.297
7	9:39:17.244	1:05.713	21.031	27.451	17.231
8	9:40:23.334	1:06.090	21.033	27.619	17.438

Lap	Time of Day	Lap Tm	S1 Tm	S2 Tm	S3 Tm
(251) Joffrey DAVID					
1	9:32:52.029	1:07.189	21.864	27.927	17.398
2	9:33:58.156	1:06.127	21.363	27.543	17.221
3	9:35:04.203	1:06.047	21.064	27.448	17.535
4	9:36:10.032	1:05.829	21.131	27.371	17.327
5	9:37:16.289	1:06.257	21.514	27.600	17.143
6	9:38:22.474	1:06.185	21.368	27.554	17.263
7	9:39:28.237	1:05.763	21.094	27.358	17.311
8	9:40:34.704	1:06.467	21.102	27.549	17.816

Lap	Time of Day	Lap Tm	S1 Tm	S2 Tm	S3 Tm
(235) Luis SILVA					
1	9:32:56.455	1:11.809	23.098	30.436	18.275
2	9:34:05.050	1:08.595	21.997	28.871	17.727
3	9:35:11.205	1:06.155	21.249	27.626	17.280
4	9:36:19.614	1:08.409	21.448	29.144	17.817
5	9:37:26.289	1:06.675	21.118	28.163	17.394
6	9:38:32.646	1:06.357	21.136	27.985	17.236
7	9:39:38.446	1:05.800	21.145	27.447	17.208
8	9:40:44.294	1:05.848	21.151	27.482	17.215

Lap	Time of Day	Lap Tm	S1 Tm	S2 Tm	S3 Tm
(243) Glenn VAN PARIJS					
1	9:32:39.587	1:07.895	22.029	28.285	17.581
2	9:33:46.333	1:06.746	21.343	28.102	17.301
3	9:34:52.648	1:06.315	21.159	27.721	17.435
4	9:35:59.791	1:07.143	21.148	28.452	17.543
5	9:37:05.966	1:06.175	21.126	27.838	17.211
6	9:38:11.865	1:05.899	20.979	27.653	17.267
7	9:39:17.812	1:05.947	21.058	27.391	17.498
8	9:40:23.693	1:05.881	21.059	27.405	17.417

Lap	Time of Day	Lap Tm	S1 Tm	S2 Tm	S3 Tm
(241) Pierre AUVRAY					
1	9:32:46.381	1:08.843	22.572	28.519	17.752
2	9:33:53.291	1:06.910	21.484	27.948	17.478
3	9:34:59.823	1:06.532	21.212	27.883	17.437
4	9:36:06.560	1:06.737	21.177	27.960	17.600
5	9:37:13.647	1:07.087	21.957	27.779	17.351
6	9:38:19.610	1:05.963	21.143	27.551	17.269
7	9:39:26.769	1:07.159	22.067	27.842	17.250

Lap	Time of Day	Lap Tm	S1 Tm	S2 Tm	S3 Tm
(245) Manuel LEON-SOTELO					
1	9:33:15.297	1:08.331	22.468	28.269	17.594
2	9:34:22.082	1:06.785	21.541	27.783	17.461
3	9:35:28.492	1:06.410	21.243	27.710	17.457
4	9:36:35.410	1:06.918	21.210	28.193	17.515



Rotax Winter Cup

ROTAX Seniors

Campillos / Spain 1,588 Km

WARM UP Sunday

12.02.2012 09:30

Practice (10:00 Time) started at 9:29:59

Lap	Time of Day	Lap Tm	S1 Tm	S2 Tm	S3 Tm
5	9:37:41.710	1:06.300	21.217	27.716	17.367
6	9:38:48.586	1:06.876	21.676	27.848	17.352
7	9:39:54.753	1:06.167	21.179	27.648	17.340

(244) Eva BENES

1	9:32:39.851	1:08.830	22.178	28.717	17.935
2	9:33:46.911	1:07.060	21.718	27.881	17.461
3	9:37:11.026	3:24.115	21.231	27.794	17.437
4	9:38:17.687	1:06.661	21.701	27.536	17.424
5	9:39:23.964	1:06.277	21.244	27.536	17.497
6	9:40:30.731	1:06.767	21.132	28.107	17.528

(242) Miroslav KOVAR

1	9:32:58.915	1:07.784	21.992	28.234	17.558
2	9:34:05.436	1:06.521	21.315	27.685	17.521
3	9:35:11.726	1:06.290	21.123	27.653	17.514
4	9:36:18.292	1:06.566	21.181	27.905	17.480
5	9:39:40.187	3:21.895	21.227	28.250	22.240
6	9:40:47.070	1:06.883	21.595	27.705	17.583

(246) Sabedin Berat TURKER

1	9:33:22.791	1:09.819	23.038	28.861	17.920
2	9:34:29.883	1:07.092	21.534	28.044	17.514
3	9:35:36.748	1:06.865	21.443	27.945	17.477
4	9:36:43.444	1:06.696	21.338	27.795	17.563
5	9:37:50.678	1:07.234	21.776	27.897	17.561
6	9:38:57.950	1:07.272	21.646	27.936	17.690
7	9:40:04.890	1:06.940	21.535	27.816	17.589



Rotax Winter Cup

ROTAX Seniors

Campillos / Spain 1,588 Km

PREFINAL

12.02.2012 11:30

Race (13 Laps) started at 11:34:41

Pos	No.	Name	Nat.	Chassis	Race Team	Laps	Total Tm	Diff	Best Tm	In Lap	km/h	Points
1	208	Charlie EASTWOOD	GBR	Formula K	Protrain Racing	13	14:11.287		1:04.849	10	88,156	0
2	231	Dave BLOM	NED	Formula K	Formula K Europe	13	14:11.580	0.293	1:04.726	9	88,323	0
3	254	Harrison SCOTT	GBR	Tonykart	Strawberry Racing	13	14:11.649	0.362	1:04.669	9	88,401	0
4	203	Edward BRAND	GBR	Formula K	Formula K Europe	13	14:11.760	0.473	1:04.736	8	88,309	0
5	234	Ash HAND	GBR	Tonykart	Strawberry Racing	13	14:11.940	0.653	1:04.843	8	88,164	0
6	286	Philip MORIN	SWE	Alonso	Dan Holland Racing	13	14:13.336	2.049	1:04.652	8	88,424	0
7	210	Antoine BARTHON	FRA	Alonso	Dan Holland Racing	13	14:13.686	2.399	1:04.703	12	88,354	0
8	228	Alexis ARAUJO	ESP	Energy	Premier Motorsport	13	14:13.945	2.658	1:04.775	11	88,256	0
9	224	Aavo TALVAR	EST	Intrepid	Talvar Racing	13	14:16.016	4.729	1:04.746	6	88,296	0
10	268	Francisco MORA	POR	FA	Cabo do Mundo Kartteam	13	14:16.617	5.330	1:04.749	9	88,292	0
11	247	Stefan LOCSMANDI	AUT	Kosmic	Paul Carr Racing	13	14:18.399	7.112	1:05.130	11	87,775	0
12	232	James SINGLETON	GBR	Tonykart	Coles Racing	13	14:19.355	8.068	1:05.159	9	87,736	0
13	230	Charlie TURNER	GBR	CRG	Coles Racing	13	14:19.556	8.269	1:05.049	12	87,885	0
14	240	Petr BEZEL	CZE	MS Kart	MS Kart Racing Team	13	14:21.108	9.821	1:05.230	10	87,641	0
15	238	Alexandre FINKELSTEIN	FRA	Tonykart	MD Competition	13	14:23.293	12.006	1:05.198	10	87,684	0
16	237	Sten Dorian PIIRIMAGI	EST	Tonykart	Aix Racing Team	13	14:23.903	12.616	1:04.994	8	87,959	0
17	241	Pierre AUVRAY	FRA	FA Kart	DSS Kart	13	14:24.623	13.336	1:05.341	10	87,492	0
18	236	Andy KING	GBR	Tonykart	Strawberry Racing	13	14:24.771	13.484	1:04.686	10	88,378	0
19	245	Manuel LEON-SOTELO	ESP	Tonykart	Prokart Competition	13	14:24.949	13.662	1:05.276	12	87,579	0
20	251	Joffrey DAVID	FRA	Tonykart	MD Competition	13	14:25.252	13.965	1:05.327	12	87,511	0
21	205	Sean BABINGTON	GBR	Alonso	Dan Holland Racing	13	14:25.996	14.709	1:04.933	5	88,042	0
22	225	Jeremie LESOURDIER	FRA	Tonykart	Malevaut Sport	13	14:26.247	14.960	1:05.618	10	87,122	0
23	248	Artem KOROLEV	CAN	Intrepid	TKP	13	14:26.894	15.607	1:05.407	8	87,403	0
24	242	Miroslav KOVAR	CZE	MS Kart	MS Kart Racing Team	13	14:28.303	17.016	1:05.548	9	87,215	0
25	244	Eva BENES	FRA	Sodikart	PKS	13	14:28.696	17.409	1:05.271	13	87,586	0
26	209	Ross WYLIE	GBR	Alonso	Dan Holland Racing	13	14:28.947	17.660	1:04.900	11	88,086	0
27	207	Ferenc KANCSAR	AUT	DR	VPDR	13	14:29.088	17.801	1:04.838	12	88,171	0
28	243	Glenn VAN PARIJS	BEL	Zanardi	Raw Racing Team	13	14:32.481	21.194	1:05.651	8	87,079	0
29	239	Joel JOHANSSON	SWE	Energy	Energy Team Sweden	13	14:39.103	27.816	1:05.405	9	87,406	0
30	219	Andreas BACKMAN	SWE	Tonykart	Strawberry Racing	13	14:39.194	27.907	1:05.022	10	87,921	0
31	246	Sabedin Berat TURKER	TUR	Formula K	Protrain Racing	2	2:21.727	11 Laps	1:09.463	2	82,300	0
32	235	Luis SILVA	POR	Kosmic	RS Race Service	2	2:22.598	11 Laps	1:08.916	2	82,953	0
33	212	Jiri FORMAN	CZE	MS Kart	MS Kart Racing Team		1.199	13 Laps		0	-	0


Not classified

DQ	229	Oliver MYERS	GBR	Tonykart	Coles Racing	1	1:08.686	DQ	1:08.168	1	83,863	0
----	-----	--------------	-----	----------	--------------	---	----------	----	----------	---	--------	---

Announcements

These results are provisional until the conclusion of any judicial and technical matters
 No. 229 black flag excluded from Prefinal
 Started: 34 Classified: 33 Not classified: 1

Margin of Victory	Ø km/h	Best Lap Tm	km/h	Best Lap by
0.293	87,301	1:04.652	88,424	286 - Philip MORIN

Timekeeping Ingrid and Meik Wagner:  Clerk of the course Nigel Edwards: www.mylaps.com
 Steward (Chairman) Olivier Steveny: Chief Scrutineer Paul Klaassen: Licensed to: Motorsport Events
 Printed: 12.02.2012 11:50:10 posted at: h



Rotax Winter Cup

ROTAX Seniors

Campillos / Spain 1,588 Km

PREFINAL

12.02.2012 11:30

Race (13 Laps) started at 11:34:41

Lap	Time of Day	Lap Tm	S1 Tm	S2 Tm	S3 Tm
(208) Charlie EASTWOOD					
1	11:35:50.284	1:08.235	23.304	27.705	17.226
2	11:36:56.196	1:05.912	21.147	27.301	17.464
3	11:38:01.450	1:05.254	20.933	27.227	17.094
4	11:39:06.639	1:05.189	20.878	27.246	17.065
5	11:40:11.675	1:05.036	20.737	27.189	17.110
6	11:41:16.543	1:04.868	20.686	27.107	17.075
7	11:42:21.502	1:04.959	20.779	27.103	17.077
8	11:43:26.566	1:05.064	20.858	27.190	17.016
9	11:44:31.667	1:05.101	20.761	27.375	16.965
10	11:45:36.516	1:04.849	20.820	26.991	17.038
11	11:46:41.489	1:04.973	20.655	27.189	17.129
12	11:47:47.882	1:06.393	20.923	28.315	17.155
13	11:48:53.250	1:05.368	20.814	27.348	17.206

(231) Dave BLOM					
1	11:35:49.880	1:07.703	22.713	27.701	17.289
2	11:36:55.772	1:05.892	21.361	27.388	17.143
3	11:38:01.742	1:05.970	20.895	27.804	17.271
4	11:39:06.961	1:05.219	20.736	27.395	17.088
5	11:40:11.937	1:04.976	20.806	27.164	17.006
6	11:41:16.857	1:04.920	20.771	27.136	17.013
7	11:42:22.205	1:05.348	20.770	27.193	17.385
8	11:43:27.245	1:05.040	20.959	27.161	16.920
9	11:44:31.971	1:04.726	20.630	27.109	16.987
10	11:45:36.868	1:04.897	20.828	27.123	16.946
11	11:46:41.823	1:04.955	20.703	27.179	17.073
12	11:47:47.691	1:05.868	21.084	27.686	17.098
13	11:48:53.543	1:05.852	20.760	27.694	17.398

(254) Harrison SCOTT					
1	11:35:49.702	1:07.739	22.367	28.123	17.249
2	11:36:56.130	1:06.428	21.216	27.600	17.612
3	11:38:01.323	1:05.193	20.793	27.327	17.073
4	11:39:06.758	1:05.435	20.781	27.557	17.097
5	11:40:11.797	1:05.039	20.808	27.221	17.010
6	11:41:16.637	1:04.840	20.702	27.141	16.997
7	11:42:22.070	1:05.433	20.803	27.625	17.005
8	11:43:26.808	1:04.738	20.633	27.171	16.934
9	11:44:31.477	1:04.669	20.657	27.107	16.905
10	11:45:36.339	1:04.862	20.724	27.155	16.983
11	11:46:41.550	1:05.211	20.613	27.496	17.102
12	11:47:47.344	1:05.794	21.039	27.721	17.034
13	11:48:53.612	1:06.268	20.733	27.997	17.538

(203) Edward BRAND					
1	11:35:51.153	1:08.427	23.454	27.705	17.268
2	11:36:57.254	1:06.101	21.488	27.443	17.170
3	11:38:02.496	1:05.242	20.856	27.305	17.081
4	11:39:07.527	1:05.031	20.721	27.250	17.060
5	11:40:12.284	1:04.757	20.687	27.118	16.952
6	11:41:17.022	1:04.738	20.663	27.096	16.979
7	11:42:22.306	1:05.284	20.763	27.388	17.133
8	11:43:27.042	1:04.736	20.743	27.085	16.908
9	11:44:31.839	1:04.797	20.646	27.162	16.989
10	11:45:36.723	1:04.884	20.773	27.125	16.986
11	11:46:41.671	1:04.948	20.667	27.205	17.076
12	11:47:47.527	1:05.856	21.075	27.732	17.049
13	11:48:53.723	1:06.196	20.773	27.976	17.447

(234) Ash HAND					
1	11:35:51.400	1:08.651	23.652	27.721	17.278
2	11:36:57.499	1:06.099	21.394	27.493	17.212
3	11:38:02.844	1:05.345	20.929	27.301	17.115
4	11:39:07.891	1:05.047	20.815	27.149	17.083
5	11:40:12.902	1:05.011	20.776	27.133	17.102
6	11:41:17.816	1:04.914	20.673	27.187	17.054
7	11:42:22.974	1:05.158	20.844	27.226	17.088
8	11:43:27.817	1:04.843	20.701	27.150	16.992
9	11:44:32.707	1:04.890	20.761	27.097	17.032
10	11:45:37.611	1:04.904	20.782	27.103	17.019
11	11:46:42.695	1:05.084	20.807	27.224	17.053

12	11:47:48.038	1:05.343	20.852	27.361	17.130
13	11:48:53.903	1:05.865	20.808	27.435	17.622
(286) Philip MORIN					
1	11:35:51.838	1:08.784	23.656	27.882	17.246
2	11:36:57.996	1:06.158	21.584	27.406	17.168
3	11:38:05.548	1:07.552	21.601	27.538	18.413
4	11:39:11.044	1:05.496	20.848	27.449	17.199
5	11:40:16.711	1:05.667	20.986	27.589	17.092
6	11:41:21.671	1:04.960	20.734	27.210	17.016
7	11:42:26.552	1:04.881	20.762	27.116	17.003
8	11:43:31.204	1:04.652	20.688	27.076	16.888
9	11:44:36.064	1:04.860	20.648	27.247	16.965
10	11:45:40.803	1:04.739	20.688	27.102	16.949
11	11:46:45.506	1:04.703	20.670	27.104	16.929
12	11:47:50.299	1:04.793	20.703	27.131	16.959
13	11:48:55.299	1:05.000	20.703	27.262	17.035

(210) Antoine BARTHON					
1	11:35:52.275	1:08.989	23.827	27.743	17.419
2	11:36:58.867	1:06.592	21.927	27.489	17.176
3	11:38:05.294	1:06.427	20.833	27.652	17.942
4	11:39:10.802	1:05.508	20.920	27.424	17.164
5	11:40:15.885	1:05.083	20.810	27.239	17.034
6	11:41:20.972	1:05.087	20.826	27.255	17.006
7	11:42:26.064	1:05.092	20.797	27.271	17.024
8	11:43:31.071	1:05.007	20.761	27.244	17.002
9	11:44:36.317	1:05.246	21.248	27.055	16.943
10	11:45:41.130	1:04.813	20.685	27.133	16.995
11	11:46:45.914	1:04.784	20.684	27.159	16.941
12	11:47:50.617	1:04.703	20.626	27.157	16.920
13	11:48:55.649	1:05.032	20.721	27.250	17.061

(228) Alexis ARAUJO					
1	11:35:50.921	1:08.556	22.853	28.241	17.462
2	11:36:57.880	1:06.959	22.258	27.506	17.195
3	11:38:04.979	1:07.099	22.054	27.522	17.523
4	11:39:10.961	1:05.982	20.883	27.873	17.226
5	11:40:16.927	1:05.966	20.885	28.003	17.078
6	11:41:21.928	1:05.001	20.795	27.169	17.037
7	11:42:26.827	1:04.899	20.716	27.125	17.058
8	11:43:31.605	1:04.778	20.765	27.060	16.953
9	11:44:36.678	1:05.073	20.959	27.096	17.018
10	11:45:41.501	1:04.823	20.782	26.987	17.054
11	11:46:46.276	1:04.775	20.712	27.072	16.991
12	11:47:51.064	1:04.788	20.697	27.105	16.986
13	11:48:55.908	1:04.844	20.744	27.088	17.012

(224) Aavo TALVAR					
1	11:35:52.995	1:10.629	25.275	27.912	17.442
2	11:36:59.226	1:06.231	21.392	27.573	17.266
3	11:38:06.414	1:07.188	20.967	27.474	18.747
4	11:39:13.703	1:07.289	21.598	27.926	17.765
5	11:40:18.806	1:05.103	20.836	27.180	17.087
6	11:41:23.552	1:04.746	20.718	27.058	16.970
7	11:42:28.982	1:05.430	20.941	27.411	17.078
8	11:43:33.766	1:04.784	20.749	27.051	16.984
9	11:44:38.672	1:04.906	20.719	27.207	16.980
10	11:45:43.576	1:04.904	20.786	27.106	17.012
11	11:46:48.379	1:04.803	20.730	27.120	16.953
12	11:47:53.153	1:04.774	20.687	27.098	16.989
13	11:48:57.979	1:04.826	20.730	27.119	16.977

(268) Francisco MORA					
1	11:35:51.697	1:09.112	23.483	28.309	17.320
2	11:37:01.845	1:10.148	24.670	28.150	17.328
3	11:38:07.855	1:06.010	21.005	27.585	17.420
4	11:39:13.912	1:06.057	20.885	27.367	17.805
5	11:40:18.998	1:05.086	20.935	27.129	17.022
6	11:41:23.932	1:04.934	20.726	27.171	17.037
7	11:42:29.456	1:05.524	20.778	27.511	17.235
8	11:43:34.277	1:04.821	20.761	27.105	16.955
9	11:44:39.026	1:04.749	20.680	27.095	16.974



Rotax Winter Cup

ROTAX Seniors

Campillos / Spain 1,588 Km

PREFINAL

12.02.2012 11:30

Race (13 Laps) started at 11:34:41

Lap	Time of Day	Lap Tm	S1 Tm	S2 Tm	S3 Tm	Lap	Time of Day	Lap Tm	S1 Tm	S2 Tm	S3 Tm
10	11:45:43.858	1:04.832	20.744	27.108	16.980	8	11:43:37.784	1:05.831	21.008	27.403	17.420
11	11:46:48.685	1:04.827	20.785	27.073	16.969	9	11:44:43.344	1:05.560	21.024	27.449	17.087
12	11:47:53.684	1:04.999	20.755	27.171	17.073	10	11:45:48.542	1:05.198	20.833	27.251	17.114
13	11:48:58.580	1:04.896	20.708	27.193	16.995	11	11:46:54.360	1:05.818	20.919	27.263	17.636

(247) Stefan LOCSMANDI

1	11:35:51.017	1:08.374	23.142	27.851	17.381
2	11:36:57.680	1:06.663	21.481	27.978	17.204
3	11:38:06.050	1:08.370	21.783	28.119	18.468
4	11:39:11.858	1:05.808	21.087	27.546	17.175
5	11:40:17.151	1:05.293	20.818	27.339	17.136
6	11:41:22.523	1:05.372	20.918	27.372	17.082
7	11:42:27.992	1:05.469	20.869	27.450	17.150
8	11:43:33.412	1:05.420	20.915	27.364	17.141
9	11:44:38.931	1:05.519	20.950	27.502	17.067
10	11:45:44.446	1:05.515	21.210	27.231	17.074
11	11:46:49.576	1:05.130	20.796	27.294	17.040
12	11:47:54.918	1:05.342	20.840	27.405	17.097
13	11:49:00.362	1:05.444	20.924	27.385	17.135

(237) Sten Dorian PIIRIMAGI

1	11:35:57.585	1:14.572	29.277	27.883	17.412
2	11:37:05.172	1:07.587	21.165	28.285	18.137
3	11:38:12.900	1:07.728	22.498	28.074	17.156
4	11:39:18.555	1:05.655	21.131	27.477	17.047
5	11:40:23.735	1:05.180	20.734	27.239	17.207
6	11:41:28.933	1:05.198	20.850	27.207	17.141
7	11:42:34.215	1:05.282	20.734	27.448	17.100
8	11:43:39.209	1:04.994	20.741	27.200	17.053
9	11:44:44.666	1:05.457	21.016	27.362	17.079
10	11:45:50.183	1:05.517	20.763	27.309	17.445
11	11:46:55.452	1:05.269	20.825	27.377	17.067
12	11:48:00.666	1:05.214	20.876	27.271	17.067
13	11:49:05.866	1:05.200	20.911	27.221	17.068

(232) James SINGLETON

1	11:35:52.108	1:08.875	23.351	28.119	17.405
2	11:36:59.176	1:07.068	21.983	27.783	17.302
3	11:38:06.297	1:07.121	21.369	27.384	18.368
4	11:39:12.674	1:06.377	21.631	27.552	17.194
5	11:40:18.038	1:05.364	20.907	27.238	17.219
6	11:41:23.394	1:05.356	20.946	27.317	17.093
7	11:42:29.596	1:06.202	21.005	27.977	17.220
8	11:43:33.771	1:05.175	20.915	27.177	17.083
9	11:44:39.930	1:05.159	20.867	27.219	17.073
10	11:45:45.255	1:05.325	20.882	27.261	17.182
11	11:46:50.638	1:05.383	20.890	27.272	17.221
12	11:47:55.963	1:05.325	20.946	27.263	17.116
13	11:49:01.318	1:05.355	20.906	27.371	17.078

(241) Pierre AUVRAY

1	11:35:54.425	1:10.636	24.799	28.148	17.689
2	11:37:01.462	1:07.037	21.761	27.797	17.479
3	11:38:08.042	1:06.580	21.108	27.941	17.531
4	11:39:14.691	1:06.649	21.170	27.544	17.935
5	11:40:20.356	1:05.665	21.177	27.289	17.199
6	11:41:26.135	1:05.779	20.973	27.343	17.463
7	11:42:31.710	1:05.575	21.070	27.377	17.128
8	11:43:37.247	1:05.537	21.021	27.364	17.152
9	11:44:42.823	1:05.576	20.950	27.503	17.123
10	11:45:48.164	1:05.341	20.822	27.382	17.137
11	11:46:54.272	1:06.108	21.111	27.529	17.468
12	11:48:00.567	1:06.295	21.615	27.395	17.285
13	11:49:06.586	1:06.019	21.361	27.389	17.269

(230) Charlie TURNER

1	11:35:54.578	1:10.453	24.706	28.351	17.396
2	11:37:01.983	1:07.405	21.911	27.882	17.612
3	11:38:08.330	1:06.347	21.521	27.517	17.309
4	11:39:14.625	1:06.295	21.083	27.508	17.704
5	11:40:20.035	1:05.410	20.953	27.222	17.235
6	11:41:25.252	1:05.217	20.916	27.226	17.075
7	11:42:30.545	1:05.293	20.856	27.322	17.115
8	11:43:36.077	1:05.532	20.878	27.363	17.291
9	11:44:41.237	1:05.160	20.922	27.213	17.025
10	11:45:46.342	1:05.105	20.785	27.238	17.082
11	11:46:51.413	1:05.071	20.751	27.277	17.043
12	11:47:56.462	1:05.049	20.763	27.208	17.078
13	11:49:01.519	1:05.057	20.767	27.188	17.102

(236) Andy KING

1	11:36:07.794	1:25.628	40.475	27.823	17.330
2	11:37:13.208	1:05.414	20.976	27.324	17.114
3	11:38:18.314	1:05.106	20.867	27.216	17.023
4	11:39:23.137	1:04.823	20.746	27.151	16.926
5	11:40:27.970	1:04.833	20.730	27.110	16.993
6	11:41:32.868	1:04.898	20.781	27.130	16.987
7	11:42:37.731	1:04.863	20.699	27.185	16.979
8	11:43:42.631	1:04.900	20.756	27.256	16.888
9	11:44:47.328	1:04.697	20.692	27.048	16.957
10	11:45:52.014	1:04.686	20.688	27.034	16.964
11	11:46:56.859	1:04.845	20.810	27.099	16.936
12	11:48:01.801	1:04.942	20.724	27.280	16.938
13	11:49:06.734	1:04.933	20.755	27.130	17.048

(240) Petr BEZEL

1	11:35:53.154	1:10.005	24.284	27.970	17.751
2	11:36:59.578	1:06.424	21.655	27.525	17.244
3	11:38:06.375	1:06.797	21.112	27.388	18.297
4	11:39:14.202	1:07.827	21.438	28.050	18.339
5	11:40:19.570	1:05.368	20.938	27.284	17.146
6	11:41:25.050	1:05.480	20.852	27.439	17.189
7	11:42:30.299	1:05.249	20.838	27.326	17.085
8	11:43:36.144	1:05.845	20.946	27.706	17.193
9	11:44:41.643	1:05.499	21.027	27.318	17.154
10	11:45:46.873	1:05.230	20.846	27.289	17.095
11	11:46:52.211	1:05.338	20.844	27.341	17.153
12	11:47:57.536	1:05.325	20.869	27.311	17.145
13	11:49:03.071	1:05.535	20.947	27.478	17.110

(245) Manuel LEON-SOTELO

1	11:35:55.560	1:11.306	25.615	28.011	17.680
2	11:37:02.933	1:07.373	21.391	28.557	17.425
3	11:38:08.893	1:05.960	21.105	27.578	17.277
4	11:39:14.842	1:05.949	20.995	27.350	17.604
5	11:40:21.716	1:06.874	21.407	27.756	17.711
6	11:41:27.226	1:05.510	21.008	27.403	17.099
7	11:42:33.014	1:05.788	20.977	27.640	17.171
8	11:43:38.822	1:05.808	21.256	27.405	17.147
9	11:44:44.319	1:05.497	21.000	27.368	17.129
10	11:45:50.346	1:06.027	20.893	27.698	17.436
11	11:46:55.904	1:05.558	20.848	27.443	17.267
12	11:48:01.180	1:05.276	20.912	27.262	17.102
13	11:49:06.912	1:05.732	20.952	27.376	17.404

(238) Alexandre FINKELSTEIN

1	11:35:56.633	1:13.109	27.928	27.834	17.347
2	11:37:04.031	1:07.398	21.746	28.186	17.466
3	11:38:10.495	1:06.464	21.822	27.470	17.172
4	11:39:16.048	1:05.553	20.987	27.412	17.154
5	11:40:21.462	1:05.414	20.904	27.240	17.270
6	11:41:26.738	1:05.276	20.837	27.352	17.087
7	11:42:31.953	1:05.215	20.849	27.269	17.097

(251) Joffrey DAVID

1	11:35:56.555	1:12.509	26.681	28.032	17.796
2	11:37:03.851	1:07.296	21.486	28.410	17.400
3	11:38:11.654	1:07.803	22.849	27.687	17.267
4	11:39:17.221	1:05.567	20.979	27.424	17.164
5	11:40:22.708	1:05.487	20.899	27.382	17.206

Timekeeping Ingrid and Meik Wagner:

Clerk of the course Nigel Edwards:

www.mylaps.com

Steward (Chairman) Olivier Steveny:

Chief Scrutineer Paul Klaassen:

Licensed to: Motorsport Events



Rotax Winter Cup

ROTAX Seniors

Campillos / Spain 1,588 Km

PREFINAL

12.02.2012 11:30

Race (13 Laps) started at 11:34:41

Lap	Time of Day	Lap Tm	S1 Tm	S2 Tm	S3 Tm	Lap	Time of Day	Lap Tm	S1 Tm	S2 Tm	S3 Tm
6	11:41:28.171	1:05.463	21.009	27.284	17.170	4	11:39:19.879	1:05.911	21.050	27.642	17.219
7	11:42:33.805	1:05.634	21.115	27.393	17.126	5	11:40:25.674	1:05.795	21.117	27.439	17.239
8	11:43:39.341	1:05.536	20.936	27.178	17.422	6	11:41:31.346	1:05.672	21.013	27.365	17.294
9	11:44:45.087	1:05.746	21.090	27.606	17.050	7	11:42:37.441	1:06.095	21.001	27.882	17.212
10	11:45:50.543	1:05.456	20.991	27.289	17.176	8	11:43:43.123	1:05.682	20.949	27.493	17.240
11	11:46:56.311	1:05.768	21.339	27.320	17.109	9	11:44:48.592	1:05.469	20.948	27.305	17.216
12	11:48:01.638	1:05.327	21.021	27.216	17.090	10	11:45:53.946	1:05.354	20.866	27.252	17.236
13	11:49:07.215	1:05.577	21.126	27.361	17.090	11	11:46:59.762	1:05.816	21.000	27.612	17.204
						12	11:48:05.388	1:05.626	21.073	27.344	17.209
						13	11:49:10.659	1:05.271	20.849	27.228	17.194

(205) Sean BABINGTON

1	11:36:05.740	1:23.658	38.930	27.552	17.176
2	11:37:11.122	1:05.382	21.003	27.341	17.038
3	11:38:16.408	1:05.286	20.857	27.350	17.079
4	11:39:21.479	1:05.071	20.789	27.236	17.046
5	11:40:26.412	1:04.933	20.836	27.125	16.972
6	11:41:31.657	1:05.245	20.836	27.317	17.092
7	11:42:37.068	1:05.411	20.895	27.529	16.987
8	11:43:42.131	1:05.063	20.903	27.145	17.015
9	11:44:47.119	1:04.988	20.845	27.179	16.964
10	11:45:52.552	1:05.433	21.206	27.102	17.125
11	11:46:57.656	1:05.104	20.869	27.195	17.040
12	11:48:02.654	1:04.998	20.820	27.254	16.924
13	11:49:07.959	1:05.305	20.828	27.398	17.079

(209) Ross WYLIE

1	11:36:09.832	1:26.905	41.791	27.823	17.291
2	11:37:15.201	1:05.369	20.993	27.276	17.100
3	11:38:20.409	1:05.208	20.912	27.217	17.079
4	11:39:25.460	1:05.051	20.843	27.197	17.011
5	11:40:30.395	1:04.935	20.722	27.201	17.012
6	11:41:35.587	1:05.192	20.933	27.254	17.005
7	11:42:40.801	1:05.214	20.812	27.302	17.100
8	11:43:45.911	1:05.110	20.846	27.231	17.033
9	11:44:50.899	1:04.988	20.738	27.298	16.952
10	11:45:55.964	1:05.065	20.713	27.208	17.144
11	11:47:00.864	1:04.900	20.803	27.163	16.934
12	11:48:05.806	1:04.942	20.763	27.187	16.992
13	11:49:10.910	1:05.104	20.783	27.230	17.091

(225) Jeremie LESOURDIER

1	11:35:54.844	1:10.803	24.915	28.374	17.514
2	11:37:03.106	1:08.262	21.911	28.907	17.444
3	11:38:09.207	1:06.101	21.242	27.554	17.305
4	11:39:14.977	1:05.770	20.945	27.463	17.362
5	11:40:21.136	1:06.159	21.407	27.531	17.221
6	11:41:27.022	1:05.886	21.025	27.639	17.222
7	11:42:32.821	1:05.799	21.015	27.647	17.137
8	11:43:38.939	1:06.118	21.241	27.489	17.388
9	11:44:44.838	1:05.899	21.174	27.679	17.046
10	11:45:50.456	1:05.618	20.951	27.303	17.364
11	11:46:56.509	1:06.053	21.546	27.455	17.052
12	11:48:02.310	1:05.801	20.990	27.664	17.147
13	11:49:08.210	1:05.900	21.042	27.640	17.218

(207) Ferenc KANCARSAR

1	11:36:08.951	1:26.679	41.488	27.901	17.290
2	11:37:14.541	1:05.590	20.947	27.536	17.107
3	11:38:19.778	1:05.237	20.783	27.331	17.123
4	11:39:24.990	1:05.212	20.833	27.313	17.066
5	11:40:30.163	1:05.173	20.779	27.328	17.066
6	11:41:35.343	1:05.180	20.882	27.217	17.081
7	11:42:40.937	1:05.594	20.847	27.303	17.444
8	11:43:46.138	1:05.201	20.917	27.231	17.053
9	11:44:51.059	1:04.921	20.739	27.217	16.965
10	11:45:56.179	1:05.120	20.731	27.239	17.150
11	11:47:01.158	1:04.979	20.799	27.246	16.934
12	11:48:05.996	1:04.838	20.740	27.153	16.945
13	11:49:11.051	1:05.055	20.727	27.217	17.111

(248) Artem KOROLEV

1	11:35:56.174	1:12.289	26.626	27.974	17.689
2	11:37:04.963	1:08.789	21.332	29.384	18.073
3	11:38:12.203	1:07.240	22.293	27.628	17.319
4	11:39:17.788	1:05.585	20.932	27.520	17.133
5	11:40:23.861	1:06.073	21.002	27.490	17.581
6	11:41:29.479	1:05.618	21.005	27.420	17.193
7	11:42:34.908	1:05.429	20.877	27.403	17.149
8	11:43:40.315	1:05.407	20.944	27.282	17.181
9	11:44:45.888	1:05.573	20.830	27.582	17.161
10	11:45:51.946	1:06.058	20.955	27.418	17.685
11	11:46:57.780	1:05.834	21.156	27.342	17.336
12	11:48:03.285	1:05.505	20.964	27.448	17.093
13	11:49:08.857	1:05.572	20.901	27.468	17.203

(243) Glenn VAN PARIJS

1	11:35:55.476	1:11.343	25.213	28.429	17.701
2	11:37:04.386	1:08.910	21.825	29.428	17.657
3	11:38:12.616	1:08.230	22.651	28.153	17.426
4	11:39:19.078	1:06.462	21.283	27.897	17.282
5	11:40:25.540	1:06.462	21.211	27.698	17.553
6	11:41:31.837	1:06.297	21.473	27.482	17.342
7	11:42:38.093	1:06.256	20.998	27.746	17.512
8	11:43:43.744	1:05.651	20.975	27.388	17.288
9	11:44:49.899	1:06.155	21.128	27.725	17.302
10	11:45:56.446	1:06.547	21.212	27.577	17.758
11	11:47:02.218	1:05.772	21.067	27.416	17.289
12	11:48:08.354	1:06.136	21.183	27.605	17.348
13	11:49:14.444	1:06.090	21.077	27.617	17.396

(242) Miroslav KOVAR

1	11:35:55.204	1:10.850	25.181	28.072	17.597
2	11:37:03.752	1:08.548	21.666	28.881	18.001
3	11:38:10.224	1:06.472	21.464	27.557	17.451
4	11:39:16.344	1:06.120	21.046	27.751	17.323
5	11:40:22.173	1:05.829	20.939	27.462	17.428
6	11:41:28.286	1:06.113	21.001	27.515	17.597
7	11:42:34.690	1:06.404	21.087	27.969	17.348
8	11:43:40.714	1:06.024	20.985	27.300	17.739
9	11:44:46.262	1:05.548	20.909	27.445	17.194
10	11:45:52.502	1:06.240	20.904	27.307	18.029
11	11:46:58.460	1:05.958	21.238	27.401	17.319
12	11:48:04.233	1:05.773	21.034	27.460	17.279
13	11:49:10.266	1:06.033	21.035	27.634	17.364

(239) Joel JOHANSSON

1	11:35:55.145	1:21.781	36.310	28.010	17.461
2	11:37:11.396	1:06.251	21.114	27.669	17.468
3	11:38:16.965	1:05.569	20.953	27.341	17.275
4	11:39:22.552	1:05.587	21.076	27.321	17.190
5	11:40:28.890	1:06.338	20.839	27.277	18.222
6	11:41:39.916	1:11.026	26.103	27.644	17.279
7	11:42:45.487	1:05.571	20.898	27.378	17.295
8	11:43:50.938	1:05.451	20.913	27.334	17.204
9	11:44:56.343	1:05.405	20.881	27.323	17.201
10	11:46:01.856	1:05.513	20.828	27.333	17.352
11	11:47:08.269	1:06.413	20.864	27.324	18.225
12	11:48:14.410	1:06.141	21.045	27.425	17.671
13	11:49:21.066	1:06.656	21.359	27.625	17.672

(244) Eva BENES

1	11:35:56.368	1:12.432	26.369	27.970	18.093
2	11:37:05.246	1:08.878	21.884	28.953	18.041
3	11:38:13.968	1:08.722	22.505	28.614	17.603

(219) Andreas BACKMAN

1	11:36:06.230	1:22.654	36.799	28.257	17.598
---	--------------	----------	--------	--------	--------

Timekeeping Ingrid and Meik Wagner:



Clerk of the course Nigel Edwards:

www.mylaps.com

Steward (Chairman) Olivier Steveny:

Chief Scrutineer Paul Klaassen:

Licensed to: Motorsport Events



Rotax Winter Cup

ROTAX Seniors

Campillos / Spain 1,588 Km

PREFINAL

12.02.2012 11:30

Race (13 Laps) started at 11:34:41

Lap	Time of Day	Lap Tm	S1 Tm	S2 Tm	S3 Tm	Lap	Time of Day	Lap Tm	S1 Tm	S2 Tm	S3 Tm
2	11:37:12.142	1:05.912	21.200	27.543	17.169						
3	11:38:17.515	1:05.373	20.878	27.362	17.133						
4	11:39:22.761	1:05.246	20.917	27.207	17.122						
5	11:40:29.017	1:06.256	20.924	27.479	17.853						
6	11:41:41.192	1:12.175	27.180	27.771	17.224						
7	11:42:46.612	1:05.420	21.007	27.284	17.129						
8	11:43:51.827	1:05.215	20.774	27.392	17.049						
9	11:44:57.084	1:05.257	20.760	27.450	17.047						
10	11:46:02.106	1:05.022	20.804	27.158	17.060						
11	11:47:08.519	1:06.413	20.885	27.266	18.262						
12	11:48:14.472	1:05.953	21.058	27.341	17.554						
13	11:49:21.157	1:06.685	21.083	28.068	17.534						

(246) Sabedin Berat TURKER

1	11:35:54.227	1:09.981	24.110	28.312	17.559
2	11:37:03.690	1:09.463	22.446	28.939	18.078

(235) Luis SILVA

1	11:35:55.645	1:12.009	26.386	27.949	17.674
2	11:37:04.561	1:08.916	21.448	29.291	18.177

(229) Oliver MYERS

1	11:35:50.649	1:08.168	23.009	27.815	17.344
---	--------------	-----------------	--------	--------	---------------

Rotax Winter Cup 2012
 Class: Rotax Max Seniors
 Date/Time: 12.02.2012 14:30

Track: Campillos / Spain
 Heat: Final
 Laps: 18

Edition 1

Jiri FORMAN	212	Laps 0 Tm. 1.199	17	Oliver MYERS	229	Laps EXC Tm. EXC
	33				34	
Sabedin Berat TURKER	246	Laps 2 Tm. 2:21.727	16	Luis SILVA	235	Laps 2 Tm. 2:22.598
	31				32	
Joel JOHANSSON	239	Laps 13 Tm. 14:39.103	15	Andreas BACKMAN	219	Laps 13 Tm. 14:39.194
	29				30	
Ferenc KANCSAR	207	Laps 13 Tm. 14:29.088	14	Glenn VAN PARIJS	243	Laps 13 Tm. 14:32.481
	27				28	
Eva BENES	244	Laps 13 Tm. 14:28.696	13	Ross WYLIE	209	Laps 13 Tm. 14:28.947
	25				26	
Artem KOROLEV	248	Laps 13 Tm. 14:26.894	12	Miroslav KOVAR	242	Laps 13 Tm. 14:28.303
	23				24	
Sean BABINGTON	205	Laps 13 Tm. 14:25.996	11	Jeremie LESOURDIER	225	Laps 13 Tm. 14:26.247
	21				22	
Manuel LEON-SOTELO	245	Laps 13 Tm. 14:24.949	10	Joffrey DAVID	251	Laps 13 Tm. 14:25.252
	19				20	
Pierre AUVRAY	241	Laps 13 Tm. 14:24.623	9	Andy KING	236	Laps 13 Tm. 14:24.771
	17				18	
Alexandre FINKELSTEIN	238	Laps 13 Tm. 14:23.293	8	Sten Dorian PIIRIMAGI	237	Laps 13 Tm. 14:23.903
	15				16	
Charlie TURNER	230	Laps 13 Tm. 14:19.556	7	Petr BEZEL	240	Laps 13 Tm. 14:21.108
	13				14	
Stefan LOCSMANDI	247	Laps 13 Tm. 14:18.399	6	James SINGLETON	232	Laps 13 Tm. 14:19.355
	11				12	
Aavo TALVAR	224	Laps 13 Tm. 14:16.016	5	Francisco MORA	268	Laps 13 Tm. 14:16.617
	9				10	
Antoine BARTHON	210	Laps 13 Tm. 14:13.686	4	Alexis ARAUJO	228	Laps 13 Tm. 14:13.945
	7				8	
Ash HAND	234	Laps 13 Tm. 14:11.940	3	Philip MORIN	286	Laps 13 Tm. 14:13.336
	5				6	
Harrison SCOTT	254	Laps 13 Tm. 14:11.649	2	Edward BRAND	203	Laps 13 Tm. 14:11.760
	3				4	
Charlie EASTWOOD	208	Laps 13 Tm. 14:11.287	1	Dave BLOM	231	Laps 13 Tm. 14:11.580
	1		Row		2	

Pole Position

Clerk of the course Nigel Edwards:
 Stewards (Chairman) Olivier Steveny:

Scrutineer Paul Klaassen:
 Timekeeping Ingrid/Meik Wagner:



Rotax Winter Cup

ROTAX Seniors

Campillos / Spain 1,588 Km

FINAL -NEW-

12.02.2012 14:30

Race (18 Laps) started at 14:34:45

Pos	No.	Name	Nat.	Chassis	Race Team	Laps	Total Tm	Diff	Best Tm	In Lap	km/h	Points
1	254	Harrison SCOTT	GBR	Tonykart	Strawberry Racing	18	19:22.997		1:04.303	7	88,904	0
2	208	Charlie EASTWOOD	GBR	Formula K	Protrain Racing	18	19:23.340	0.343	1:04.366	9	88,817	0
3	234	Ash HAND	GBR	Tonykart	Strawberry Racing	18	19:28.133	5.136	1:04.322	8	88,878	0
4	286	Philip MORIN	SWE	Alonso	Dan Holland Racing	18	19:28.360	5.363	1:04.384	7	88,792	0
5	203	Edward BRAND	GBR	Formula K	Formula K Europe	18	19:28.433	5.436	1:04.419	7	88,744	0
6	231	Dave BLOM	NED	Formula K	Formula K Europe	18	19:28.611	5.614	1:04.444	5	88,710	0
7	224	Aavo TALVAR	EST	Intrepid	Talvar Racing	18	19:28.636	5.639	1:04.207	7	89,037	0
8	268	Francisco MORA	POR	FA	Cabo do Mundo Kartteam	18	19:29.024	6.027	1:04.411	5	88,755	0
9	205	Sean BABINGTON	GBR	Alonso	Dan Holland Racing	18	19:30.821	7.824	1:04.291	7	88,921	0
10	209	Ross WYLIE	GBR	Alonso	Dan Holland Racing	18	19:31.734	8.737	1:04.348	6	88,842	0
11	210	Antoine BARTHON	FRA	Alonso	Dan Holland Racing	18	19:32.450	9.453	1:04.667	4	88,404	0
12	228	Alexis ARAUJO	ESP	Energy	Premier Motorsport	18	19:32.525	9.528	1:04.400	10	88,770	0
13	212	Jiri FORMAN	CZE	MS Kart	MS Kart Racing Team	18	19:35.121	12.124	1:04.357	6	88,829	0
14	229	Oliver MYERS	GBR	Tonykart	Coles Racing	18	19:39.171	16.174	1:04.421	9	88,741	0
15	232	James SINGLETON	GBR	Tonykart	Coles Racing	18	19:39.363	16.366	1:04.783	5	88,245	0
16	237	Sten Dorian PIIRIMAGI	EST	Tonykart	Aix Racing Team	18	19:39.820	16.823	1:04.738	11	88,307	0
17	207	Ferenc KANCARSAR	AUT	DR	VPDR	18	19:39.903	16.906	1:04.330	6	88,867	0
18	240	Petr BEZEL	CZE	MS Kart	MS Kart Racing Team	18	19:43.553	20.556	1:04.802	9	88,219	0
19	230	Charlie TURNER	GBR	CRG	Coles Racing	18	19:43.607	20.610	1:04.885	10	88,107	0
20	236	Andy KING	GBR	Tonykart	Strawberry Racing	18	19:44.152	21.155	1:04.470	10	88,674	0
21	241	Pierre AUVRAY	FRA	FA Kart	DSS Kart	18	19:44.306	21.309	1:04.854	8	88,149	0
22	247	Stefan LOCSMANDI	AUT	Kosmic	Paul Carr Racing	18	19:45.420	22.423	1:04.986	9	87,970	0
23	244	Eva BENES	FRA	Sodikart	PKS	18	19:49.129	26.132	1:05.213	17	87,664	0
24	239	Joel JOHANSSON	SWE	Energy	Energy Team Sweden	18	19:55.284	32.287	1:05.286	9	87,565	0
25	243	Glenn VAN PARIJS	BEL	Zanardi	Raw Racing Team	18	19:55.843	32.846	1:05.327	14	87,511	0
26	248	Artem KOROLEV	CAN	Intrepid	TKP	18	19:55.948	32.951	1:04.964	9	88,000	0
27	238	Alexandre FINKELSTEIN	FRA	Tonykart	MD Competition	18	19:56.900	33.903	1:04.608	6	88,484	0
28	235	Luis SILVA	POR	Kosmic	RS Race Service	18	20:02.744	39.747	1:05.072	10	87,853	0
29	242	Miroslav KOVAR	CZE	MS Kart	MS Kart Racing Team	18	20:06.076	43.079	1:05.487	7	87,297	0
30	246	Sabedin Berat TURKER	TUR	Formula K	Protrain Racing	18	20:17.883	54.886	1:05.869	10	86,790	0
31	245	Manuel LEON-SOTELO	ESP	Tonykart	Prokart Competition	7	7:47.690	11 Laps	1:05.718	7	86,990	0
32	225	Jeremie LESOURDIER	FRA	Tonykart	Malevaut Sport		1.384	18 Laps		0	-	0
33	219	Andreas BACKMAN	SWE	Tonykart	Strawberry Racing		2.438	18 Laps		0	-	0


Not classified

DNS	251	Joffrey DAVID	FRA	Tonykart	MD Competition			DNS		0	-	0
-----	-----	---------------	-----	----------	----------------	--	--	-----	--	---	---	---

Announcements

These results are provisional until the conclusion of any judicial and technical matters
 No. 242 warning board
 Started: 33 Classified: 33 Not classified: 0
 No. 236 time penalty 10 sec. / reason unfair driving
 No. 242 time penalty 10 sec. / reason unfair driving

Margin of Victory	Ø km/h	Best Lap Tm	km/h	Best Lap by
0.343	88,480	1:04.207	89,037	224 - Aavo TALVAR

Timekeeping Ingrid and Meik Wagner:  Clerk of the course Nigel Edwards: www.mylaps.com
 Steward (Chairman) Olivier Steveny: Chief Scrutineer Paul Klaassen: Licensed to: Motorsport Events
 Printed: 12.02.2012 15:31:04 posted at: h



Rotax Winter Cup

ROTAX Seniors

Campillos / Spain 1,588 Km

FINAL

12.02.2012 14:30

Race (18 Laps) started at 14:34:45

Table with columns: Lap, Time of Day, Lap Tm, S1 Tm, S2 Tm, S3 Tm. Contains race data for drivers (254) Harrison SCOTT, (208) Charlie EASTWOOD, (234) Ash HAND, (286) Philip MORIN, (203) Edward BRAND, (231) Dave BLOM, (224) Aavo TALVAR, (268) Francisco MORA.



Rotax Winter Cup

ROTAX Seniors

Campillos / Spain 1,588 Km

FINAL

12.02.2012 14:30

Race (18 Laps) started at 14:34:45

Lap	Time of Day	Lap Tm	S1 Tm	S2 Tm	S3 Tm	Lap	Time of Day	Lap Tm	S1 Tm	S2 Tm	S3 Tm
11	14:46:49.220	1:04.950	20.873	27.165	16.912	4	14:39:15.362	1:05.825	21.286	27.537	17.002
12	14:47:53.853	1:04.633	20.726	27.036	16.871	5	14:40:20.355	1:04.993	20.678	27.211	16.989
13	14:48:58.453	1:04.600	20.609	26.984	17.007	6	14:41:25.179	1:04.824	20.678	27.114	17.032
14	14:50:03.235	1:04.782	20.745	27.083	16.954	7	14:42:30.312	1:05.133	20.918	27.207	17.008
15	14:51:07.787	1:04.552	20.625	27.002	16.925	8	14:43:35.709	1:05.397	20.956	27.480	16.961
16	14:52:12.462	1:04.675	20.663	26.911	17.101	9	14:44:40.511	1:04.802	20.714	27.116	16.972
17	14:53:18.186	1:05.724	20.816	27.482	17.426	10	14:45:45.654	1:05.143	20.815	27.232	17.096
18	14:54:24.766	1:06.580	22.110	27.196	17.274	11	14:46:50.638	1:04.984	20.755	27.188	17.041

(232) James SINGLETON

1	14:35:55.263	1:09.000	23.914	27.843	17.243
2	14:37:01.322	1:06.059	21.132	27.325	17.602
3	14:38:06.846	1:05.524	20.791	27.671	17.062
4	14:39:11.673	1:04.827	20.812	27.046	16.969
5	14:40:16.456	1:04.783	20.687	27.068	17.028
6	14:41:21.258	1:04.802	20.770	27.055	16.977
7	14:42:26.282	1:05.024	20.889	27.079	17.056
8	14:43:31.234	1:04.952	20.815	27.075	17.062
9	14:44:36.163	1:04.929	20.760	27.111	17.058
10	14:45:41.179	1:05.016	20.743	27.173	17.100
11	14:46:46.485	1:05.306	20.758	27.171	17.377
12	14:47:51.471	1:04.986	20.902	27.139	16.945
13	14:48:56.756	1:05.285	20.884	27.378	17.023
14	14:50:02.097	1:05.341	20.893	27.050	17.398
15	14:51:07.127	1:05.030	20.855	27.121	17.054
16	14:52:12.098	1:04.971	20.809	27.120	17.042
17	14:53:18.265	1:06.167	20.939	27.928	17.300
18	14:54:24.958	1:06.693	22.244	27.363	17.086

(237) Sten Dorian PIIRIMAGI

1	14:35:57.215	1:10.604	24.458	28.064	18.082
2	14:37:02.479	1:05.264	21.087	27.217	16.960
3	14:38:07.628	1:05.149	20.757	27.242	17.150
4	14:39:12.508	1:04.880	20.737	27.207	16.936
5	14:40:17.496	1:04.988	20.707	27.224	17.057
6	14:41:22.583	1:05.087	20.766	27.318	17.003
7	14:42:27.851	1:05.268	20.774	27.190	17.304
8	14:43:33.550	1:05.699	21.611	27.169	16.919
9	14:44:38.353	1:04.803	20.711	27.093	16.999
10	14:45:43.234	1:04.881	20.787	27.175	16.919
11	14:46:47.972	1:04.738	20.724	27.065	16.949
12	14:47:53.121	1:05.149	20.874	27.203	17.072
13	14:48:58.567	1:05.446	20.836	27.311	17.299
14	14:50:03.620	1:05.053	20.996	27.081	16.976
15	14:51:08.691	1:05.071	20.848	27.203	17.020
16	14:52:13.968	1:05.277	20.921	27.218	17.138
17	14:53:19.445	1:05.477	20.894	27.444	17.139
18	14:54:25.415	1:05.970	21.449	27.258	17.263

(207) Ferenc KANCSAR

1	14:35:58.129	1:10.521	25.088	27.642	17.791
2	14:37:03.173	1:05.044	20.864	27.271	16.909
3	14:38:09.149	1:05.976	20.912	27.462	17.602
4	14:39:14.231	1:05.082	21.079	27.051	16.952
5	14:40:18.932	1:04.701	20.669	27.126	16.906
6	14:41:23.262	1:04.330	20.559	26.949	16.822
7	14:42:28.071	1:04.809	20.888	27.002	16.919
8	14:43:33.054	1:04.983	21.046	27.033	16.904
9	14:44:38.117	1:05.063	20.669	27.372	17.022
10	14:45:42.728	1:04.611	20.688	27.002	16.921
11	14:46:47.470	1:04.742	20.670	27.071	17.001
12	14:47:52.256	1:04.786	20.654	27.181	16.951
13	14:48:57.160	1:04.904	20.793	27.153	16.958
14	14:50:01.958	1:04.798	20.746	27.017	17.035
15	14:51:06.884	1:04.926	20.767	27.123	17.036
16	14:52:12.375	1:05.491	20.810	27.180	17.501
17	14:53:18.374	1:05.999	21.088	27.679	17.232
18	14:54:25.498	1:07.124	22.642	27.335	17.147

(240) Petr BEZEL

1	14:35:54.778	1:08.276	23.043	27.801	17.432
2	14:37:00.560	1:05.782	21.269	27.442	17.071
3	14:38:09.537	1:08.977	20.734	27.207	21.036

(230) Charlie TURNER

1	14:36:01.542	1:15.022	30.182	27.637	17.203
2	14:37:07.299	1:05.757	21.322	27.396	17.039
3	14:38:13.369	1:06.070	21.638	27.340	17.092
4	14:39:18.397	1:05.028	20.711	27.300	17.017
5	14:40:23.371	1:04.974	20.820	27.162	16.992
6	14:41:28.357	1:04.986	20.731	27.187	17.068
7	14:42:33.394	1:05.037	20.691	27.260	17.086
8	14:43:38.520	1:05.126	21.034	27.132	16.960
9	14:44:43.472	1:04.952	20.769	27.173	17.010
10	14:45:48.357	1:04.885	20.749	27.142	16.994
11	14:46:53.274	1:04.917	20.712	27.185	17.020
12	14:47:58.388	1:05.114	20.850	27.198	17.066
13	14:49:03.327	1:04.939	20.820	27.130	16.989
14	14:50:08.253	1:04.926	20.768	27.111	17.047
15	14:51:13.315	1:05.062	20.778	27.251	17.033
16	14:52:18.521	1:05.206	20.801	27.306	17.099
17	14:53:23.607	1:05.086	20.758	27.237	17.091
18	14:54:29.202	1:05.595	20.915	27.244	17.436

(241) Pierre AUVRAY

1	14:35:57.106	1:10.365	23.889	28.465	18.011
2	14:37:03.026	1:05.920	21.573	27.301	17.046
3	14:38:08.947	1:05.921	20.922	27.277	17.722
4	14:39:16.358	1:07.411	22.080	28.162	17.169
5	14:40:22.037	1:05.679	21.362	27.205	17.112
6	14:41:27.311	1:05.274	20.782	27.163	17.329
7	14:42:32.406	1:05.095	20.812	27.277	17.006
8	14:43:37.260	1:04.854	20.703	27.184	16.967
9	14:44:42.168	1:04.908	20.767	27.108	17.033
10	14:45:47.257	1:05.089	20.724	27.325	17.040
11	14:46:52.195	1:04.938	20.752	27.158	17.028
12	14:47:57.293	1:05.098	20.865	27.226	17.007
13	14:49:02.528	1:05.235	20.803	27.302	17.130
14	14:50:07.740	1:05.212	20.921	27.177	17.114
15	14:51:13.636	1:05.896	21.042	27.568	17.286
16	14:52:19.100	1:05.464	20.829	27.341	17.294
17	14:53:24.325	1:05.225	20.896	27.312	17.017
18	14:54:29.901	1:05.576	20.963	27.352	17.261

(247) Stefan LOCSMANDI

1	14:35:55.720	1:09.288	23.950	27.971	17.367
2	14:37:01.936	1:06.216	21.025	27.977	17.214
3	14:38:07.203	1:05.267	20.916	27.251	17.100
4	14:39:12.346	1:05.143	20.928	27.212	17.003
5	14:40:17.704	1:05.358	20.768	27.541	17.049
6	14:41:22.933	1:05.229	20.774	27.424	17.031
7	14:42:28.923	1:05.990	21.420	27.485	17.085
8	14:43:33.949	1:05.026	20.859	27.154	17.013
9	14:44:38.935	1:04.986	20.787	27.128	17.071
10	14:45:44.209	1:05.274	20.859	27.279	17.136
11	14:46:49.775	1:05.566	20.908	27.584	17.074
12	14:47:55.223	1:05.448	20.884	27.417	17.147
13	14:49:00.913	1:05.690	21.015	27.424	17.251
14	14:50:06.927	1:06.014	20.950	27.605	17.459
15	14:51:12.977	1:06.050	21.398	27.418	17.234
16	14:52:19.356	1:06.379	21.021	27.576	17.782



Rotax Winter Cup

ROTAX Seniors Campillos / Spain 1,588 Km

FINAL 12.02.2012 14:30

Race (18 Laps) started at 14:34:45

Lap	Time of Day	Lap Tm	S1 Tm	S2 Tm	S3 Tm	Lap	Time of Day	Lap Tm	S1 Tm	S2 Tm	S3 Tm
17	14:53:25.058	1:05.702	21.025	27.424	17.253	10	14:45:50.571	1:05.227	20.831	27.314	17.082
18	14:54:31.015	1:05.957	21.033	27.574	17.350	11	14:46:56.002	1:05.431	20.836	27.362	17.233

(244) Eva BENES

1	14:35:58.382	1:10.936	24.714	28.239	17.983
2	14:37:04.836	1:06.454	21.357	27.377	17.720
3	14:38:10.602	1:05.766	21.091	27.624	17.051
4	14:39:16.897	1:06.295	20.797	28.407	17.091
5	14:40:22.291	1:05.394	20.953	27.228	17.213
6	14:41:27.652	1:05.361	20.787	27.236	17.338
7	14:42:34.214	1:06.562	21.101	28.044	17.417
8	14:43:39.633	1:05.419	20.857	27.343	17.219
9	14:44:45.237	1:05.604	20.760	27.590	17.254
10	14:45:50.790	1:05.553	21.090	27.379	17.084
11	14:46:56.399	1:05.609	21.043	27.494	17.072
12	14:48:01.759	1:05.360	20.829	27.258	17.273
13	14:49:07.372	1:05.613	20.909	27.496	17.208
14	14:50:13.011	1:05.639	20.926	27.506	17.207
15	14:51:18.456	1:05.445	20.851	27.447	17.147
16	14:52:23.903	1:05.447	20.825	27.349	17.273
17	14:53:29.116	1:05.213	20.920	27.200	17.093
18	14:54:34.724	1:05.608	20.879	27.501	17.228

(242) Miroslav KOVAR

1	14:35:58.211	1:11.122	25.171	27.825	18.126
2	14:37:04.766	1:06.555	21.091	27.722	17.742
3	14:38:11.052	1:06.286	21.533	27.495	17.258
4	14:39:16.792	1:05.740	20.916	27.628	17.196
5	14:40:22.979	1:06.187	21.378	27.563	17.246
6	14:41:28.608	1:05.629	20.851	27.575	17.203
7	14:42:34.095	1:05.487	20.904	27.440	17.143
8	14:43:41.229	1:07.134	20.878	27.315	18.941
9	14:44:47.027	1:05.798	21.094	27.395	17.309
10	14:45:52.665	1:05.638	20.829	27.480	17.329
11	14:46:58.347	1:05.682	21.060	27.434	17.188
12	14:48:03.991	1:05.644	20.932	27.404	17.308
13	14:49:09.748	1:05.757	20.944	27.468	17.345
14	14:50:15.353	1:05.605	20.924	27.406	17.275
15	14:51:20.974	1:05.621	20.862	27.419	17.340
16	14:52:26.882	1:05.908	20.888	27.439	17.581
17	14:53:33.966	1:07.084	21.942	27.749	17.393
18	14:54:41.671	1:07.705	20.985	28.398	18.322

(239) Joel JOHANSSON

1	14:35:59.705	1:12.010	25.732	28.649	17.629
2	14:37:05.441	1:05.736	21.056	27.355	17.325
3	14:38:15.214	1:09.773	24.039	28.339	17.395
4	14:39:21.445	1:06.231	21.359	27.439	17.433
5	14:40:27.133	1:05.688	21.016	27.383	17.289
6	14:41:32.545	1:05.412	20.917	27.294	17.201
7	14:42:38.116	1:05.571	20.893	27.414	17.264
8	14:43:43.596	1:05.480	20.944	27.343	17.193
9	14:44:48.882	1:05.286	20.835	27.221	17.230
10	14:45:54.203	1:05.321	20.775	27.299	17.247
11	14:46:59.602	1:05.399	20.905	27.308	17.186
12	14:48:05.198	1:05.596	21.004	27.343	17.249
13	14:49:10.718	1:05.520	21.026	27.295	17.199
14	14:50:16.153	1:05.435	21.012	27.236	17.187
15	14:51:22.003	1:05.850	20.879	27.281	17.690
16	14:52:27.630	1:05.627	21.005	27.325	17.297
17	14:53:34.247	1:06.617	21.185	27.739	17.693
18	14:54:40.879	1:06.632	21.045	27.980	17.607

(238) Alexandre FINKELSTEIN

1	14:36:20.074	1:33.475	48.494	27.797	17.184
2	14:37:25.408	1:05.334	20.873	27.297	17.164
3	14:38:30.622	1:05.214	20.943	27.259	17.012
4	14:39:35.335	1:04.713	20.680	27.038	16.995
5	14:40:40.149	1:04.814	20.645	27.109	17.060
6	14:41:44.757	1:04.608	20.630	27.058	16.920
7	14:42:49.502	1:04.745	20.645	27.098	17.002
8	14:43:54.274	1:04.772	20.817	27.014	16.941
9	14:44:59.317	1:05.043	20.798	27.233	17.012
10	14:46:04.055	1:04.738	20.658	27.077	17.003
11	14:47:08.690	1:04.635	20.647	26.989	16.999
12	14:48:13.529	1:04.839	20.714	27.054	17.071
13	14:49:18.197	1:04.668	20.722	27.001	16.945
14	14:50:22.890	1:04.693	20.652	27.024	17.017
15	14:51:27.741	1:04.851	20.669	27.143	17.039
16	14:52:32.607	1:04.866	20.670	27.150	17.046
17	14:53:37.506	1:04.899	20.712	27.200	16.987
18	14:54:42.495	1:04.989	20.751	27.165	17.073

(243) Glenn VAN PARIJS

1	14:36:01.363	1:14.008	24.503	28.002	21.503
2	14:37:07.679	1:06.316	21.390	27.669	17.257
3	14:38:15.274	1:07.595	22.174	27.857	17.564
4	14:39:21.324	1:06.050	21.175	27.345	17.530
5	14:40:27.448	1:06.124	21.450	27.390	17.284
6	14:41:33.074	1:05.626	21.123	27.287	17.216
7	14:42:38.572	1:05.498	21.030	27.324	17.144
8	14:43:43.948	1:05.376	20.934	27.268	17.174
9	14:44:49.396	1:05.448	21.032	27.241	17.175
10	14:45:54.843	1:05.447	20.870	27.374	17.203
11	14:47:00.229	1:05.386	20.951	27.324	17.111
12	14:48:05.741	1:05.512	20.959	27.373	17.180
13	14:49:11.079	1:05.338	20.949	27.294	17.095
14	14:50:16.406	1:05.327	21.043	27.125	17.159
15	14:51:21.747	1:05.341	20.913	27.189	17.239
16	14:52:27.137	1:05.390	20.930	27.255	17.205
17	14:53:34.079	1:06.942	21.529	27.774	17.639
18	14:54:41.438	1:07.359	21.000	28.091	18.268

(235) Luis SILVA

1	14:36:15.775	1:28.257	42.894	27.849	17.514
2	14:37:21.615	1:05.840	21.049	27.540	17.251
3	14:38:27.212	1:05.597	21.072	27.366	17.159
4	14:39:32.773	1:05.561	20.880	27.429	17.252
5	14:40:38.088	1:05.315	20.874	27.282	17.159
6	14:41:43.260	1:05.172	20.793	27.287	17.092
7	14:42:48.645	1:05.385	20.933	27.282	17.170
8	14:43:54.009	1:05.364	20.825	27.331	17.208
9	14:44:59.709	1:05.700	20.922	27.558	17.220
10	14:46:04.781	1:05.072	20.784	27.143	17.145
11	14:47:10.004	1:05.223	20.904	27.184	17.135
12	14:48:15.482	1:05.478	21.011	27.273	17.194
13	14:49:20.720	1:05.238	20.901	27.182	17.155
14	14:50:25.956	1:05.236	20.910	27.197	17.129
15	14:51:31.345	1:05.389	20.883	27.247	17.259
16	14:52:36.856	1:05.511	20.805	27.443	17.263
17	14:53:42.236	1:05.380	20.858	27.319	17.203
18	14:54:48.339	1:06.103	21.169	27.608	17.326

(248) Artem KOROLEV

1	14:36:01.485	1:14.214	23.995	28.029	22.190
2	14:37:07.753	1:06.268	21.702	27.415	17.151
3	14:38:14.305	1:06.552	21.835	27.571	17.146
4	14:39:19.596	1:05.291	20.781	27.363	17.147
5	14:40:24.874	1:05.278	20.915	27.263	17.100
6	14:41:30.074	1:05.200	20.740	27.334	17.126
7	14:42:35.280	1:05.206	20.764	27.358	17.084
8	14:43:40.380	1:05.100	20.829	27.197	17.074
9	14:44:45.344	1:04.964	20.773	27.167	17.024

(246) Sabedin Berat TURKER

1	14:35:59.047	1:11.315	25.588	28.087	17.640
2	14:37:05.507	1:06.460	21.341	27.423	17.696

Timekeeping Ingrid and Meik Wagner:

Clerk of the course Nigel Edwards:

www.mylaps.com

Steward (Chairman) Olivier Stevny:

Chief Scrutineer Paul Klaassen:

Licensed to: Motorsport Events



Rotax Winter Cup

ROTAX Seniors

Campillos / Spain 1,588 Km

FINAL

12.02.2012 14:30

Race (18 Laps) started at 14:34:45

Lap	Time of Day	Lap Tm	S1 Tm	S2 Tm	S3 Tm	Lap	Time of Day	Lap Tm	S1 Tm	S2 Tm	S3 Tm
3	14:38:32.050	1:26.543	41.569	27.721	17.253						
4	14:39:38.378	1:06.328	21.215	27.757	17.356						
5	14:40:44.398	1:06.020	21.151	27.440	17.429						
6	14:41:50.578	1:06.180	21.114	27.510	17.556						
7	14:42:57.031	1:06.453	21.271	27.708	17.474						
8	14:44:03.043	1:06.012	21.120	27.548	17.344						
9	14:45:09.084	1:06.041	21.073	27.510	17.458						
10	14:46:14.953	1:05.869	21.012	27.572	17.285						
11	14:47:21.051	1:06.098	21.191	27.486	17.421						
12	14:48:27.352	1:06.301	21.267	27.517	17.517						
13	14:49:33.505	1:06.153	21.249	27.474	17.430						
14	14:50:39.387	1:05.882	21.158	27.408	17.316						
15	14:51:45.370	1:05.983	21.051	27.520	17.412						
16	14:52:51.372	1:06.002	21.098	27.484	17.420						
17	14:53:57.412	1:06.040	21.199	27.532	17.309						
18	14:55:03.478	1:06.066	21.241	27.507	17.318						

(245) Manuel LEON-SOTELO

1	14:35:57.560	1:10.560	24.622	27.930	18.008
2	14:37:03.670	1:06.110	21.268	27.632	17.210
3	14:38:09.912	1:06.242	21.460	27.428	17.354
4	14:39:15.684	1:05.772	21.125	27.556	17.091
5	14:40:21.627	1:05.943	21.016	27.543	17.384
6	14:41:27.567	1:05.940	20.891	27.269	17.780
7	14:42:33.285	1:05.718	21.062	27.377	17.279

Timekeeping Ingrid and Meik Wagner:

Clerk of the course Nigel Edwards:

Steward (Chairman) Olivier Steveny:

Chief Scrutineer Paul Klaassen:

www.mylaps.com

Licensed to: Motorsport Events