



Rotax Euro Challenge 2012 Genk / Belgium

Rotax Juniors

Genk / Belgium 1,360 Km

Non Qualifying Practice 1 Even Numbers

30.03.2012 14:24

Practice (9:00 Time) started at 14:24:00

Pos	No.	Name	Nat.	Chassis	Race Team	Laps	Best Tm	Diff	Gap In Lap	km/h	
1	98	Sam SCHIPPERS	NED	Intrepid	Team TKP	10	56.186			10	87,139
2	74	Jai NIJJAR	GBR	Tonykart	Global Karting	10	56.219	0.033	0.033	10	87,088
3	26	Jessica BACKMAN	SWE	Tonykart	Strawberry Racing	10	56.248	0.062	0.029	7	87,043
4	38	Cem BOLUKBASI	TUR	Kosmic	Paul Carr Racing	10	56.257	0.071	0.009	7	87,029
5	28	Shanaka CLAY	SRI	Tonykart	TBA	10	56.273	0.087	0.016	9	87,004
6	50	Lennert VAN BOGAERT	BEL	Maranello	EGP	10	56.304	0.118	0.031	10	86,957
7	54	Jay GOODWIN	GBR	Tonykart	Strawberry Racing	10	56.312	0.126	0.008	7	86,944
8	70	Max TIMMERMANS	BEL	Formula K	Formula K Europe	10	56.321	0.135	0.009	6	86,930
9	36	Henrique BAPTISTA	POR	Kosmic	Paul Carr Racing	10	56.356	0.170	0.035	9	86,876
10	82	Josh PRICE	GBR	Intrepid	RL Racing Dept Ltd	9	56.442	0.256	0.086	8	86,744
11	18	Thomas PREINING	AUT	Formula K	Formula K Europe	10	56.466	0.280	0.024	6	86,707
12	44	Ameer HASSAN	UAE	Fomula K	Formula K Europe	10	56.495	0.309	0.029	9	86,663
13	76	David WOODER	GBR	Alonso	Dan Holland Racing	10	56.514	0.328	0.019	7	86,633
14	42	Berkay BESLER	TUR	Tonykart	DNR Racing/Bouvin Power	10	56.539	0.353	0.025	9	86,595
15	16	Ryo HIROOKA	JPN	DR	VPDR	9	56.542	0.356	0.003	9	86,590
16	68	Vince HERSCIK	HUN	Birel	Kalman Motorsport	10	56.562	0.376	0.020	8	86,560
17	40	Jan JONCK	DEN	Tonykart	RS Competition	9	56.599	0.413	0.037	7	86,503
18	80	Marvin PIONKE	GER	Kosmic	RS Competition	10	56.669	0.483	0.070	7	86,396
19	78	Jakub KADLCAK	CZE	Tonykart	Gregor Racing	10	56.683	0.497	0.014	6	86,375
20	84	Patrik PASTOROK	SVK	Birel	Kalman Motorsport	9	56.709	0.523	0.026	9	86,336
21	20	Nico MULLER	GER	DR	VPDR	9	56.731	0.545	0.022	7	86,302
22	48	Frida GRANDIN	SWE	Kosmic	Soda Kart	10	56.737	0.551	0.006	9	86,293
23	30	Joel DEPTUCH	POL	Praga	Uniq Racing	9	56.785	0.599	0.048	9	86,220
24	34	Pepijn STEEMAN	NED	Gillard	DFK	9	56.807	0.621	0.022	9	86,187
25	56	Thomas SALVA	CZE	MS Kart	MS Kart Racing Team	10	56.808	0.622	0.001	9	86,185
26	64	Momo OKUDA	JPN	DR	VPDR	9	56.882	0.696	0.074	8	86,073
27	6	Finn KOIJMAN	NED	Zanardi	Kartsupport	9	56.973	0.787	0.091	7	85,935
28	66	Peter HUBER	AUT	Birel	Kalman Motorsport	9	57.012	0.826	0.039	5	85,877
29	58	Robin BUIJS	NED	Praga	Brand Racing	10	57.078	0.892	0.066	7	85,777
30	52	Boris KOLFF	NED	Intrepid	Team TKP	10	57.082	0.896	0.004	6	85,771
31	24	Jan-Erik MEIKUP	EST	Tonykart	Aix Racing	9	57.290	1.104	0.208	9	85,460
32	60	Jan FILIP	CZE	Maranello	OK Kart	9	57.379	1.193	0.089	5	85,327
33	62	Bernard BRABOTEZ	BEL	Zanardi		9	57.765	1.579	0.386	4	84,757
34	22	Nils LAUB	GER	Intrepid	Team TKP	9	57.774	1.588	0.009	9	84,744



Rotax Euro Challenge 2012 Genk / Belgium

Rotax Juniors

Genk / Belgium 1,360 Km

Non Qualifying Practice 1 Even Numbers

30.03.2012 14:24

Practice (9:00 Time) started at 14:24:00

Lap	Time of Day	Lap Tm	S1 Tm	S2 Tm	S3 Tm
10	14:33:57.660	56.888	22.753	16.910	17.225

(64) Momo OKUDA

1	14:25:33.213	1:02.013	25.646	18.713	17.654
2	14:26:31.230	58.017	23.481	17.293	17.243
3	14:27:28.527	57.297	23.112	17.033	17.152
4	14:28:25.900	57.373	23.085	17.099	17.189
5	14:29:22.996	57.096	22.956	16.933	17.207
6	14:30:20.003	57.007	22.923	16.906	17.178
7	14:31:17.028	57.025	22.930	16.956	17.139
8	14:32:13.910	56.882	22.986	16.893	17.003
9	14:33:10.943	57.033	22.846	16.998	17.189

(6) Finn KOIJMAN

1	14:25:46.581	59.880	24.784	17.544	17.552
2	14:26:44.126	57.545	23.193	17.073	17.279
3	14:27:41.491	57.365	23.102	17.009	17.254
4	14:28:38.804	57.313	23.183	16.924	17.206
5	14:29:35.987	57.183	23.045	16.934	17.204
6	14:30:33.162	57.175	22.981	16.965	17.229
7	14:31:30.135	56.973	22.884	16.891	17.198
8	14:32:27.235	57.100	23.029	16.893	17.178
9	14:33:24.283	57.048	22.944	16.903	17.201

(66) Peter HUBER

1	14:25:23.218	1:00.771	25.410	17.687	17.674
2	14:26:21.175	57.957	23.489	17.176	17.292
3	14:27:19.095	57.920	23.509	17.062	17.349
4	14:28:16.595	57.500	23.290	16.961	17.249
5	14:29:13.607	57.012	22.877	16.913	17.222
6	14:30:10.981	57.374	22.779	17.348	17.247
7	14:31:08.431	57.450	23.272	16.940	17.238
8	14:32:05.817	57.386	23.020	17.071	17.295
9	14:33:03.016	57.199	22.943	16.986	17.270

(58) Robin BUJIS

1	14:25:15.978	1:01.082	25.520	17.883	17.679
2	14:26:13.923	57.945	23.404	17.179	17.362
3	14:27:11.429	57.506	23.097	17.113	17.296
4	14:28:08.861	57.432	23.040	17.082	17.310
5	14:29:06.301	57.440	23.135	17.031	17.274
6	14:30:04.446	58.145	23.521	17.353	17.271
7	14:31:01.524	57.078	22.860	16.944	17.274
8	14:31:58.650	57.126	22.863	17.001	17.262
9	14:32:56.778	58.128	23.638	17.222	17.268
10	14:33:54.014	57.236	23.008	16.986	17.242

(52) Boris KOLFF

1	14:25:17.666	1:01.101	25.411	18.027	17.663
2	14:26:16.292	58.626	23.833	17.220	17.573
3	14:27:15.115	58.823	23.471	17.985	17.367
4	14:28:12.952	57.837	23.109	17.219	17.509
5	14:29:10.299	57.347	22.944	17.176	17.227
6	14:30:07.381	57.082	22.949	17.011	17.122
7	14:31:04.554	57.173	23.110	16.859	17.204
8	14:32:01.684	57.130	22.775	17.280	17.075
9	14:32:59.027	57.343	22.929	17.124	17.290
10	14:33:56.547	57.520	23.007	17.313	17.200

(24) Jan-Erik MEIKUP

1	14:25:29.404	1:01.179	25.275	17.935	17.969
2	14:26:27.471	58.067	23.617	17.177	17.273
3	14:27:26.027	58.556	23.093	18.144	17.319
4	14:28:23.538	57.511	23.105	17.033	17.373
5	14:29:20.973	57.435	23.071	17.069	17.295
6	14:30:18.335	57.362	22.998	17.067	17.297
7	14:31:15.886	57.551	23.060	17.199	17.292
8	14:32:13.470	57.584	22.993	17.294	17.297
9	14:33:10.760	57.290	23.046	17.024	17.220

(60) Jan FILIP

1	14:25:24.925	1:00.510	25.212	17.620	17.678
2	14:26:22.944	58.019	23.423	17.255	17.341

3	14:27:20.904	57.960	23.506	17.139	17.315
4	14:28:18.557	57.653	23.161	17.061	17.431
5	14:29:15.936	57.379	22.979	17.044	17.356
6	14:30:13.618	57.682	22.982	17.208	17.492
7	14:31:11.315	57.697	23.048	17.305	17.344
8	14:32:09.428	58.113	23.592	17.254	17.267
9	14:33:06.844	57.416	22.968	17.084	17.364

(62) Bernard BRABOTEZ

1	14:25:41.105	1:00.035	24.784	17.602	17.649
2	14:26:39.402	58.297	23.478	17.286	17.533
3	14:27:45.837	1:06.435	23.342	25.478	17.615
4	14:28:43.602	57.765	23.103	17.196	17.466
5	14:29:41.515	57.913	23.124	17.256	17.533
6	14:30:39.504	57.989	23.129	17.286	17.574
7	14:31:38.389	58.885	23.364	17.991	17.530
8	14:32:36.589	58.200	23.221	17.424	17.555
9	14:33:34.521	57.932	23.221	17.259	17.452

(22) Nils LAUB

1	14:25:17.888	1:01.290	25.614	18.078	17.598
2	14:26:17.558	59.670	24.966	17.308	17.396
3	14:27:16.783	59.225	24.035	17.717	17.473
4	14:28:14.998	58.215	23.708	17.182	17.325
5	14:29:13.244	58.246	23.781	17.150	17.315
6	14:30:11.790	58.546	22.981	18.176	17.389
7	14:31:22.927	1:11.137	23.145	30.193	17.799
8	14:32:20.857	57.930	23.379	17.167	17.384
9	14:33:18.631	57.774	23.340	17.126	17.308



Rotax Euro Challenge 2012 Genk / Belgium

Rotax Juniors

Genk / Belgium 1,360 Km

Non Qualifying Practice 1 Odd Numbers

30.03.2012 14:36

Practice (9:00 Time) started at 14:36:00

Pos	No.	Name	Nat.	Chassis	Race Team	Laps	Best Tm	Diff	Gap In Lap	km/h
1	35	Harry WEBB	GBR	Tonykart	Strawberry Racing	9	55.889			8 87,602
2	61	Josh WHITE	GBR	Tonykart	RL Racing Dept Ltd	9	56.090	0.201	0.201	6 87,288
3	69	Ryan ANDERTON	GBR	Tonykart	Coles Racing	9	56.120	0.231	0.030	9 87,242
4	77	Fazio FRANSSEN	NED	Formula K	Formula K Europe	9	56.207	0.318	0.087	6 87,107
5	9	Janneau ESMEIJER	NED	Intrepid	Team TKP	9	56.262	0.373	0.055	6 87,021
6	49	Max AITKEN	GBR	Formula K	Protrain Racing	10	56.285	0.396	0.023	8 86,986
7	15	Lars LAMBORELLE	NED	Intrepid	Team TKP	10	56.290	0.401	0.005	10 86,978
8	19	Tobias HOLM	DEN	Kosmic	Star Karting	9	56.290	0.401		8 86,978
9	25	Jack BARTHOLOMEW	GBR	Zanardi	Coles Racing	10	56.312	0.423	0.022	7 86,944
10	83	Lukas WENIG	GER	TBA	Nintendo Team Scheider	9	56.343	0.454	0.031	6 86,896
11	21	Connor HALL	GBR	Tonykart	Coles Racing	9	56.346	0.457	0.003	6 86,892
12	27	Dennis TIJS	NED	Tonykart	Torenvliet Motorsport	9	56.388	0.499	0.042	7 86,827
13	7	Kaan ONDER	TUR	Alonso	Borusan Otomotiv M/Sport	10	56.396	0.507	0.008	6 86,815
14	37	Shayur HARPAL	RSA	Kosmic	Paul Carr Racing	10	56.415	0.526	0.019	5 86,785
15	81	Gaby WEYER	GBR	Intrepid	RL Racing Dept Ltd	9	56.449	0.560	0.034	8 86,733
16	33	Antoni PTAK	USA	Birel	Kalman Motorsport	10	56.502	0.613	0.053	8 86,652
17	53	Guan Yu ZHOU	GBR	Tonykart	Strawberry Racing	9	56.528	0.639	0.026	9 86,612
18	67	William TAYLFORTH	GBR	Tonykart	Global Karting	9	56.549	0.660	0.021	6 86,580
19	43	Thor VIELAND CHRISTENSEN	DEN	Tonykart	RS Competition	10	56.565	0.676	0.016	10 86,555
20	55	Kristian THORSEN	DEN	Tonykart	RS Competition	10	56.573	0.684	0.008	6 86,543
21	79	Milan EVERS	BEL	Maranello	Maranello Kart	10	56.578	0.689	0.005	9 86,535
22	45	Sven VAN DER SLIK	NED	Intrepid	Team TKP	9	56.590	0.701	0.012	8 86,517
23	17	Ralf ARON	EST	Tonykart	Aix Racing	10	56.627	0.738	0.037	4 86,461
24	51	Samu KYLMALA	FIN	Corsa	Prospeed Finland	9	56.854	0.965	0.227	9 86,115
25	29	Teodor MORIN	SWE	Kosmic	Soda Kart	10	57.131	1.242	0.277	4 85,698
26	23	Remo RAHULA	EST	Intrepid	Talvar Racing	7	57.172	1.283	0.041	6 85,636
27	57	Jonathan JUDEK	GER	Formula K	KM Racing	10	57.197	1.308	0.025	7 85,599
28	65	Emilien CARDE	FRA	Sodikart	Matec Competition	10	57.302	1.413	0.105	10 85,442
29	31	Netta PEKKALA	FIN	Corsa	Prospeed Finland Ltd	9	57.312	1.423	0.010	9 85,427
30	59	Julius COLLIANDER CELIK	SWE	Kosmic	Soda Kart	9	57.632	1.743	0.320	4 84,953
31	63	Taavetti ALATALO	FIN	Dino	Team Taavetti Alatalo	9	57.789	1.900	0.157	8 84,722
32	47	Ferruccio KINT	FRA	Kosmic	Team Sans Famille	9	58.109	2.220	0.320	6 84,255



Rotax Euro Challenge 2012 Genk / Belgium

Rotax Juniors

Genk / Belgium 1,360 Km

Non Qualifying Practice 1 Odd Numbers

30.03.2012 14:36

Practice (9:00 Time) started at 14:36:00

Lap	Time of Day	Lap Tm	S1 Tm	S2 Tm	S3 Tm
(35) Harry WEBB					
1	14:37:32.220	59.412	24.779	17.419	17.214
2	14:38:29.098	56.878	22.981	16.899	16.998
3	14:39:25.167	56.069	22.510	16.689	16.870
4	14:40:21.094	55.927	22.385	16.749	16.793
5	14:41:17.059	55.965	22.377	16.653	16.935
6	14:42:13.215	56.156	22.519	16.684	16.953
7	14:43:09.217	56.002	22.383	16.710	16.909
8	14:44:05.106	55.889	22.333	16.702	16.854
9	14:45:01.148	56.042	22.384	16.705	16.953

Lap	Time of Day	Lap Tm	S1 Tm	S2 Tm	S3 Tm
5	14:41:01.199	56.455	22.757	16.715	16.983
6	14:41:57.735	56.536	22.747	16.805	16.984
7	14:42:54.345	56.610	22.715	16.835	17.060
8	14:43:52.173	57.828	23.997	16.795	17.036
9	14:44:48.696	56.523	22.771	16.757	16.995
10	14:45:44.986	56.290	22.627	16.773	16.890

(61) Josh WHITE					
1	14:37:47.647	1:00.260	25.559	17.382	17.319
2	14:38:44.595	56.948	22.978	16.971	16.999
3	14:39:41.216	56.621	22.764	16.859	16.998
4	14:40:37.540	56.324	22.682	16.740	16.902
5	14:41:33.852	56.312	22.642	16.764	16.906
6	14:42:29.942	56.090	22.518	16.697	16.875
7	14:43:26.119	56.177	22.556	16.718	16.903
8	14:44:22.718	56.599	22.647	17.024	16.928
9	14:45:18.926	56.208	22.563	16.736	16.909

(19) Tobias HOLM					
1	14:37:31.819	1:00.488	25.136	17.551	17.801
2	14:38:29.822	58.003	23.838	17.069	17.096
3	14:39:26.635	56.813	22.820	16.957	17.036
4	14:40:23.204	56.569	22.689	16.827	17.053
5	14:41:19.743	56.539	22.598	16.833	17.108
6	14:42:16.228	56.485	22.649	16.796	17.040
7	14:43:12.977	56.749	22.852	16.881	17.016
8	14:44:09.267	56.290	22.645	16.788	16.857
9	14:45:05.944	56.677	22.845	16.864	16.968

(69) Ryan ANDERTON					
1	14:37:39.497	1:00.551	25.525	17.601	17.425
2	14:38:36.657	57.160	23.162	16.928	17.070
3	14:39:33.221	56.564	22.741	16.817	17.006
4	14:40:30.067	56.846	22.568	17.038	17.240
5	14:41:26.345	56.278	22.614	16.731	16.933
6	14:42:22.563	56.218	22.610	16.738	16.870
7	14:43:18.734	56.171	22.550	16.697	16.924
8	14:44:14.857	56.123	22.527	16.686	16.910
9	14:45:10.977	56.120	22.528	16.714	16.878

(25) Jack BARTHOLEMEW					
1	14:37:27.151	59.905	24.965	17.583	17.357
2	14:38:24.238	57.087	23.060	16.914	17.113
3	14:39:21.179	56.941	23.152	16.838	16.951
4	14:40:17.659	56.480	22.690	16.838	16.952
5	14:41:14.043	56.384	22.722	16.757	16.905
6	14:42:10.707	56.664	22.725	17.006	16.933
7	14:43:07.019	56.312	22.645	16.726	16.941
8	14:44:03.540	56.521	22.652	16.857	17.012
9	14:45:00.018	56.478	22.798	16.718	16.962
10	14:45:56.510	56.492	22.683	16.781	17.028

(77) Fazio FRANSSSEN					
1	14:37:33.892	59.428	24.501	17.415	17.512
2	14:38:30.976	57.084	23.121	16.936	17.027
3	14:39:27.500	56.524	22.756	16.778	16.990
4	14:40:23.905	56.405	22.639	16.777	16.989
5	14:41:20.116	56.211	22.579	16.676	16.956
6	14:42:16.323	56.207	22.526	16.777	16.904
7	14:43:12.700	56.377	22.560	16.803	17.014
8	14:44:08.952	56.252	22.655	16.689	16.908
9	14:45:05.424	56.472	22.639	16.696	17.137

(83) Lukas WENIG					
1	14:37:50.846	1:00.659	25.340	17.820	17.499
2	14:38:48.146	57.300	23.053	17.138	17.109
3	14:39:44.977	56.831	22.799	16.951	17.081
4	14:40:41.567	56.590	22.724	16.857	17.009
5	14:41:37.968	56.401	22.648	16.765	16.988
6	14:42:34.311	56.343	22.538	16.839	16.966
7	14:43:30.846	56.535	22.601	16.875	17.059
8	14:44:27.315	56.469	22.666	16.849	16.954
9	14:45:23.725	56.410	22.623	16.857	16.930

(9) Janneau ESMEIJER					
1	14:37:57.341	59.564	24.740	17.557	17.267
2	14:38:54.076	56.735	22.912	16.805	17.018
3	14:39:50.439	56.363	22.659	16.716	16.988
4	14:40:46.828	56.389	22.721	16.702	16.966
5	14:41:43.096	56.268	22.690	16.674	16.904
6	14:42:39.358	56.262	22.654	16.668	16.940
7	14:43:35.776	56.418	22.679	16.676	17.063
8	14:44:32.140	56.364	22.695	16.659	17.010
9	14:45:28.408	56.268	22.619	16.682	16.967

(21) Connor HALL					
1	14:37:43.745	1:00.659	25.390	17.751	17.518
2	14:38:41.385	57.640	23.295	17.105	17.240
3	14:39:38.325	56.940	22.913	16.982	17.045
4	14:40:35.117	56.792	22.769	16.950	17.073
5	14:41:31.787	56.670	22.768	16.925	16.977
6	14:42:28.133	56.346	22.549	16.841	16.956
7	14:43:24.671	56.538	22.552	16.996	16.990
8	14:44:21.142	56.471	22.654	16.906	16.911
9	14:45:17.644	56.502	22.610	16.910	16.982

(49) Max AITKEN					
1	14:37:24.108	1:02.283	25.597	18.559	18.127
2	14:38:21.975	57.867	23.437	17.202	17.228
3	14:39:18.891	56.916	22.936	16.867	17.113
4	14:40:15.395	56.504	22.736	16.790	16.978
5	14:41:11.963	56.568	22.524	17.083	16.961
6	14:42:08.410	56.447	22.632	16.818	16.997
7	14:43:04.826	56.416	22.712	16.736	16.968
8	14:44:01.111	56.285	22.639	16.732	16.914
9	14:44:57.574	56.463	22.722	16.757	16.984
10	14:45:53.867	56.293	22.635	16.672	16.986

(27) Dennis TIJS					
1	14:37:49.147	1:02.241	27.301	17.576	17.364
2	14:38:46.137	56.990	23.074	16.925	16.991
3	14:39:42.774	56.637	22.788	16.854	16.995
4	14:40:39.390	56.616	22.767	16.804	17.045
5	14:41:35.895	56.505	22.680	16.792	17.033
6	14:42:32.330	56.435	22.589	16.788	17.058
7	14:43:28.718	56.388	22.598	16.748	17.042
8	14:44:25.312	56.594	22.756	16.856	16.982
9	14:45:22.004	56.692	22.622	17.038	17.032

(15) Lars LAMBORELLE					
1	14:37:13.919	58.877	24.382	17.145	17.350
2	14:38:11.305	57.386	23.137	17.096	17.153
3	14:39:08.094	56.789	22.850	16.900	17.039
4	14:40:04.744	56.650	22.803	16.835	17.012

(7) Kaan ONDER					
1	14:37:17.771	1:00.116	25.010	17.588	17.518
2	14:38:15.003	57.232	23.158	16.985	17.089
3	14:39:11.802	56.799	22.780	16.891	17.128
4	14:40:08.280	56.478	22.633	16.816	17.029
5	14:41:04.712	56.432	22.667	16.764	17.001
6	14:42:01.108	56.396	22.521	16.816	17.059
7	14:42:57.687	56.579	22.643	16.859	17.077
8	14:43:54.109	56.422	22.633	16.774	17.015
9	14:44:50.573	56.464	22.654	16.779	17.031



Rotax Euro Challenge 2012 Genk / Belgium

Rotax Juniors

Genk / Belgium 1,360 Km

Non Qualifying Practice 1 Odd Numbers

30.03.2012 14:36

Practice (9:00 Time) started at 14:36:00

Lap	Time of Day	Lap Tm	S1 Tm	S2 Tm	S3 Tm	Lap	Time of Day	Lap Tm	S1 Tm	S2 Tm	S3 Tm
10	14:45:47.075	56.502	22.611	16.775	17.116	2	14:38:16.586	57.720	23.456	17.047	17.217
(37) Shayur HARPAL						3	14:39:14.142	57.556	23.347	17.030	17.179
1	14:37:18.237	1:00.152	25.224	17.577	17.351	4	14:40:11.053	56.911	22.760	16.980	17.171
2	14:38:15.524	57.287	23.093	17.045	17.149	5	14:41:08.105	57.052	22.866	16.994	17.192
3	14:39:12.377	56.853	22.791	17.031	17.031	6	14:42:04.678	56.573	22.686	16.796	17.091
4	14:40:08.985	56.608	22.794	16.800	17.014	7	14:43:01.511	56.833	22.793	16.843	17.197
5	14:41:05.400	56.415	22.596	16.785	17.034	8	14:43:58.273	56.762	22.865	16.844	17.053
6	14:42:01.929	56.529	22.707	16.827	16.995	9	14:44:54.893	56.620	22.739	16.819	17.062
7	14:42:58.842	56.913	23.055	16.819	17.039	10	14:45:51.732	56.839	22.681	16.872	17.286
8	14:43:55.439	56.597	22.684	16.813	17.100	(79) Milan EVERS					
9	14:44:51.931	56.492	22.689	16.798	17.005	1	14:37:12.091	59.918	24.764	17.609	17.545
10	14:45:48.460	56.529	22.716	16.775	17.038	2	14:38:10.122	58.031	23.538	17.133	17.360
(81) Gaby WEYER						3	14:39:07.046	56.924	22.905	16.962	17.057
1	14:37:40.759	1:02.104	26.348	18.088	17.668	4	14:40:03.965	56.919	22.914	16.895	17.110
2	14:38:38.428	57.669	23.285	17.126	17.258	5	14:41:00.722	56.757	22.849	16.808	17.100
3	14:39:35.510	57.082	22.935	16.965	17.182	6	14:41:57.409	56.687	22.778	16.839	17.070
4	14:40:32.384	56.874	22.755	16.922	17.197	7	14:42:54.616	57.207	22.985	17.191	17.031
5	14:41:28.960	56.576	22.756	16.797	17.023	8	14:43:51.537	56.921	23.019	16.806	17.096
6	14:42:25.429	56.469	22.616	16.848	17.005	9	14:44:48.115	56.578	22.798	16.694	17.086
7	14:43:21.967	56.538	22.734	16.783	17.021	10	14:45:44.750	56.635	22.737	16.779	17.119
8	14:44:18.416	56.449	22.662	16.820	16.967	(45) Sven VAN DER SLIK					
9	14:45:15.268	56.852	22.778	16.958	17.116	1	14:37:38.259	1:00.141	25.073	17.587	17.481
(33) Antoni PTAK						2	14:38:35.684	57.425	23.207	16.971	17.247
1	14:37:14.799	59.493	24.526	17.599	17.368	3	14:39:32.780	57.096	22.974	16.981	17.141
2	14:38:13.184	58.385	23.454	17.622	17.309	4	14:40:30.185	57.405	22.741	17.440	17.224
3	14:39:10.168	56.984	22.922	16.911	17.151	5	14:41:27.026	56.841	22.814	16.931	17.096
4	14:40:07.062	56.894	22.876	16.870	17.148	6	14:42:23.667	56.641	22.727	16.873	17.041
5	14:41:03.720	56.658	22.789	16.778	17.091	7	14:43:20.359	56.692	22.728	16.809	17.155
6	14:42:00.505	56.785	22.858	16.863	17.064	8	14:44:16.949	56.590	22.695	16.820	17.075
7	14:42:58.022	57.517	23.306	17.135	17.076	9	14:45:13.607	56.658	22.755	16.801	17.102
8	14:43:54.524	56.502	22.684	16.767	17.051	(17) Ralf ARON					
9	14:44:51.235	56.711	22.781	16.813	17.117	1	14:37:15.200	59.700	24.615	17.601	17.484
10	14:45:47.984	56.749	22.664	16.871	17.214	2	14:38:12.771	57.571	23.130	17.205	17.236
(53) Guan Yu ZHOU						3	14:39:09.499	56.728	22.767	16.884	17.077
1	14:37:35.884	1:00.899	25.520	17.715	17.664	4	14:40:06.126	56.627	22.794	16.794	17.039
2	14:38:33.503	57.619	23.190	17.154	17.275	5	14:41:02.792	56.666	22.745	16.854	17.067
3	14:39:30.699	57.196	23.069	16.882	17.245	6	14:41:59.482	56.690	22.728	16.847	17.115
4	14:40:27.745	57.046	22.853	16.943	17.250	7	14:42:56.197	56.715	22.811	16.884	17.020
5	14:41:24.432	56.687	22.745	16.770	17.172	8	14:43:52.915	56.718	22.749	16.881	17.088
6	14:42:21.033	56.601	22.645	16.809	17.147	9	14:44:49.551	56.636	22.694	16.871	17.071
7	14:43:17.694	56.661	22.674	16.803	17.184	10	14:45:46.206	56.655	22.697	16.849	17.109
8	14:44:14.359	56.665	22.782	16.755	17.128	(51) Samu KYLMALA					
9	14:45:10.887	56.528	22.714	16.781	17.033	1	14:37:24.693	1:00.408	25.417	17.615	17.376
(67) William TAYLFORTH						2	14:38:22.414	57.721	23.338	17.166	17.217
1	14:37:44.351	1:00.835	25.423	17.832	17.580	3	14:39:19.692	57.278	23.057	17.011	17.210
2	14:38:41.881	57.530	23.328	17.050	17.152	4	14:40:16.802	57.110	22.999	16.943	17.168
3	14:39:38.969	57.088	23.011	16.997	17.080	5	14:41:13.775	56.973	22.946	16.879	17.148
4	14:40:35.794	56.825	22.856	16.901	17.068	6	14:42:11.507	57.732	23.359	17.029	17.344
5	14:41:32.497	56.703	22.851	16.866	16.986	7	14:43:08.407	56.900	22.869	16.908	17.123
6	14:42:29.046	56.549	22.663	16.836	17.050	8	14:44:05.429	57.022	22.856	16.945	17.221
7	14:43:25.661	56.615	22.775	16.859	16.981	9	14:45:02.283	56.854	22.858	16.942	17.054
8	14:44:23.276	57.615	22.957	17.521	17.137	(29) Teodor MORIN					
9	14:45:20.096	56.820	22.859	16.862	17.099	1	14:37:17.518	1:00.972	25.407	17.723	17.842
(43) Thor VIELAND CHRISTENSEN						2	14:38:16.212	58.694	23.924	17.376	17.394
1	14:37:19.312	1:00.492	25.439	17.525	17.528	3	14:39:13.788	57.576	23.189	17.112	17.275
2	14:38:17.810	58.498	23.304	17.749	17.445	4	14:40:10.919	57.131	22.856	17.023	17.252
3	14:39:15.072	57.262	23.118	16.949	17.195	5	14:41:08.642	57.723	23.082	17.372	17.269
4	14:40:11.886	56.814	22.764	16.899	17.151	6	14:42:06.277	57.635	23.195	17.215	17.225
5	14:41:08.843	56.957	22.797	16.946	17.214	7	14:43:03.455	57.178	23.006	17.002	17.170
6	14:42:05.648	56.805	22.722	16.996	17.087	8	14:44:00.910	57.455	23.224	17.034	17.197
7	14:43:02.379	56.731	22.784	16.861	17.086	9	14:44:58.501	57.591	23.305	16.993	17.293
8	14:43:58.954	56.575	22.731	16.813	17.031	10	14:45:55.801	57.300	22.827	17.144	17.329
9	14:44:55.568	56.614	22.815	16.760	17.039	(23) Remo RAHULA					
10	14:45:52.133	56.565	22.579	16.854	17.132	1	14:38:23.855	58.030			
(55) Kristian THORSEN						2	14:39:22.274	58.419			
1	14:37:18.866	1:00.540	25.362	17.734	17.444	3	14:40:19.806	57.532			
						4	14:42:14.374	1:54.568			



Rotax Euro Challenge 2012 Genk / Belgium

Rotax Juniors

Genk / Belgium 1,360 Km

Non Qualifying Practice 1 Odd Numbers

30.03.2012 14:36

Practice (9:00 Time) started at 14:36:00

Lap	Time of Day	Lap Tm	S1 Tm	S2 Tm	S3 Tm	Lap	Time of Day	Lap Tm	S1 Tm	S2 Tm	S3 Tm
5	14:43:11.617	57.243									
6	14:44:08.789	57.172									
7	14:45:06.407	57.618									

(57) Jonathan JUDEK

1	14:37:16.740	1:00.977	25.536	17.738	17.703
2	14:38:14.796	58.056	23.380	17.264	17.412
3	14:39:13.156	58.360	23.382	17.651	17.327
4	14:40:10.715	57.559	23.222	17.091	17.246
5	14:41:08.459	57.744	23.054	17.446	17.244
6	14:42:06.064	57.605	23.012	17.394	17.199
7	14:43:03.261	57.197	22.992	16.987	17.218
8	14:44:00.631	57.370	22.961	17.062	17.347
9	14:44:58.310	57.679	23.156	17.247	17.276
10	14:45:55.681	57.371	22.932	17.066	17.373

(65) Emilien CARDE

1	14:37:13.082	1:00.293	24.985	17.742	17.566
2	14:38:11.831	58.749	23.620	17.647	17.482
3	14:39:09.391	57.560	23.096	17.148	17.316
4	14:40:06.796	57.405	23.221	16.958	17.226
5	14:41:04.279	57.483	23.132	17.110	17.241
6	14:42:01.690	57.411	22.817	17.343	17.251
7	14:42:59.527	57.837	23.458	17.102	17.277
8	14:43:56.982	57.455	23.001	17.133	17.321
9	14:44:54.309	57.327	22.994	17.054	17.279
10	14:45:51.611	57.302	22.891	17.075	17.336

(31) Netta PEKKALA

1	14:37:20.733	1:00.850	25.236	17.843	17.771
2	14:38:18.813	58.080	23.436	17.239	17.405
3	14:39:16.641	57.828	23.155	17.329	17.344
4	14:40:14.205	57.564	23.077	17.130	17.357
5	14:41:11.631	57.426	23.071	17.049	17.306
6	14:42:09.080	57.449	22.887	17.252	17.310
7	14:43:06.557	57.477	23.064	17.021	17.392
8	14:44:03.975	57.418	22.981	17.224	17.213
9	14:45:01.287	57.312	23.073	16.991	17.248

(59) Julius COLLIANDER CELIK

1	14:37:18.530	1:01.893	25.713	18.032	18.148
2	14:38:18.153	59.623	24.064	17.884	17.675
3	14:39:16.914	58.761	23.650	17.670	17.441
4	14:40:14.546	57.632	23.124	17.168	17.340
5	14:41:13.352	58.806	23.028	18.004	17.774
6	14:42:11.771	58.419	23.270	17.452	17.697
7	14:43:09.799	58.028	23.113	17.307	17.608
8	14:44:07.470	57.671	23.014	17.311	17.346
9	14:45:05.363	57.893	22.956	17.383	17.554

(63) Taavetti ALATALO

1	14:37:24.471	1:02.342	26.466	18.132	17.744
2	14:38:23.034	58.563	23.846	17.335	17.382
3	14:39:21.037	58.003	23.390	17.196	17.417
4	14:40:19.093	58.056	23.425	17.303	17.328
5	14:41:17.180	58.087	23.263	17.154	17.670
6	14:42:15.195	58.015	23.346	17.234	17.435
7	14:43:13.447	58.252	23.246	17.418	17.588
8	14:44:11.236	57.789	23.258	17.206	17.325
9	14:45:09.145	57.909	23.327	17.189	17.393

(47) Ferruccio KINT

1	14:37:34.735	1:02.378	25.779	18.143	18.456
2	14:38:33.464	58.729	23.706	17.413	17.610
3	14:39:31.876	58.412	23.559	17.405	17.448
4	14:40:30.555	58.679	23.238	17.289	18.152
5	14:41:28.882	58.327	23.530	17.327	17.470
6	14:42:26.991	58.109	23.342	17.318	17.449
7	14:43:25.357	58.366	23.249	17.598	17.519
8	14:44:24.317	58.960	23.822	17.599	17.539
9	14:45:22.672	58.355	23.235	17.614	17.506



Rotax Euro Challenge 2012 Genk / Belgium

Rotax Juniors

Genk / Belgium 1,360 Km

Qualifying Practice Group J1

-NEW-

30.03.2012 17:00

Qualifying (15:00 Time) started at 17:00:00

Pos	No.	Name	Nat.	Chassis	Race Team	Laps	Best Tm	Diff	Gap In Lap	km/h
1	35	Harry WEBB	GBR	Tonykart	Strawberry Racing	9	55.851		5	87,662
2	54	Jay GOODWIN	GBR	Tonykart	Strawberry Racing	10	56.124	0.273	0.273	6 87,235
3	36	Henrique BAPTISTA	POR	Kosmic	Paul Carr Racing	11	56.245	0.394	0.121	7 87,048
4	40	Jan JONCK	DEN	Tonykart	RS Competition	13	56.255	0.404	0.010	12 87,032
5	74	Jai NIJJAR	GBR	Tonykart	Global Karting	11	56.255	0.404		9 87,032
6	15	Lars LAMBORELLE	NED	Intrepid	Team TKP	11	56.325	0.474	0.070	7 86,924
7	49	Max AITKEN	GBR	Formula K	Protrain Racing	12	56.356	0.505	0.031	12 86,876
8	77	Fazio FRANSSSEN	NED	Formula K	Formula K Europe	12	56.361	0.510	0.005	6 86,869
9	37	Shayur HARPAL	RSA	Kosmic	Paul Carr Racing	11	56.362	0.511	0.001	10 86,867
10	76	David WOODER	GBR	Alonso	Dan Holland Racing	12	56.364	0.513	0.002	6 86,864
11	21	Connor HALL	GBR	Tonykart	Coles Racing	11	56.403	0.552	0.039	11 86,804
12	25	Jack BARTHOLOMEW	GBR	Zanardi	Coles Racing	12	56.430	0.579	0.027	6 86,762
13	79	Milan EVERS	BEL	Maranello	Maranello Kart	12	56.469	0.618	0.039	10 86,702
14	78	Jakub KADLCAK	CZE	Tonykart	Gregor Racing	11	56.495	0.644	0.026	6 86,663
15	42	Berkay BESLER	TUR	Tonykart	DNR Racing/Bouvin Power	12	56.504	0.653	0.009	12 86,649
16	81	Gaby WEYER	GBR	Intrepid	RL Racing Dept Ltd	11	56.515	0.664	0.011	7 86,632
17	51	Samu KYLMALA	FIN	Corsa	Prospeed Finland	15	56.523	0.672	0.008	12 86,620
18	28	Shanaka CLAY	SRI	Tonykart	TBA	16	56.556	0.705	0.033	11 86,569
19	18	Thomas PREINING	AUT	Formula K	Formula K Europe	11	56.597	0.746	0.041	11 86,506
20	67	William TAYLFORTH	GBR	Tonykart	Global Karting	12	56.629	0.778	0.032	8 86,457
21	58	Robin BUIJS	NED	Praga	Brand Racing	11	56.665	0.814	0.036	7 86,403
22	20	Nico MULLER	GER	DR	VPDR	11	56.688	0.837	0.023	11 86,367
23	56	Thomas SALVA	CZE	MS Kart	MS Kart Racing Team	11	56.695	0.844	0.007	10 86,357
24	33	Antoni PTAK	USA	Birel	Kalman Motorsport	16	56.714	0.863	0.019	16 86,328
25	64	Momo OKUDA	JPN	DR	VPDR	11	56.740	0.889	0.026	10 86,288
26	62	Bernard BRABOTEZ	BEL	Zanardi		16	57.036	1.185	0.296	8 85,841
27	57	Jonathan JUDEK	GER	Formula K	KM Racing	12	57.057	1.206	0.021	6 85,809
28	52	Boris KOLFF	NED	Intrepid	Team TKP	11	57.082	1.231	0.025	6 85,771
29	24	Jan-Erik MEIKUP	EST	Tonykart	Aix Racing	10	57.107	1.256	0.025	8 85,734
30	59	Julius COLLIANDER CELIK	SWE	Kosmic	Soda Kart	12	57.117	1.266	0.010	6 85,719
31	47	Ferruccio KINT	FRA	Kosmic	Team Sans Famille	13	57.366	1.515	0.249	9 85,347

Not classified

DQ	83	Lukas WENIG	GER	TBA	Nintendo Team Scheider	11	56.362		7	86,867
DQ	29	Teodor MORIN	SWE	Kosmic	Soda Kart	16	56.976		10	85,931

Announcements

These results are provisional until the conclusion of any judicial and technical matters

No. 56 cancellation of the 3 best laptimes / reason technical non conformity

No. 29 + No. 83 excluded from Qualifying Practice / reason under the weight



Rotax Euro Challenge 2012 Genk / Belgium

Rotax Juniors

Genk / Belgium 1,360 Km

Qualifying Practice Group J1

30.03.2012 17:00

Qualifying (15:00 Time) started at 17:00:00

Lap	Time of Day	Lap Tm	S1 Tm	S2 Tm	S3 Tm	Lap	Time of Day	Lap Tm	S1 Tm	S2 Tm	S3 Tm
4	17:08:06.180	57.352	22.854	17.238	17.260						
5	17:09:03.509	57.329	22.820	17.245	17.264						
6	17:10:00.626	57.117	22.821	17.005	17.291						
7	17:10:58.721	58.095	23.629	17.194	17.272						
8	17:11:56.202	57.481	22.977	17.191	17.313						
9	17:12:55.046	58.844	24.129	17.478	17.237						
10	17:13:52.336	57.290	22.947	17.157	17.186						
11	17:14:49.531	57.195	23.005	16.972	17.218						
12	17:15:46.919	57.388	22.858	17.077	17.453						

(47) Ferruccio KINT

1	17:01:18.257	1:02.518	26.265	18.268	17.985
2	17:02:17.103	58.846	23.972	17.376	17.498
3	17:03:15.355	58.252	23.456	17.346	17.450
4	17:04:13.245	57.890	23.369	17.201	17.320
5	17:05:12.159	58.914	24.231	17.238	17.445
6	17:06:09.940	57.781	23.222	17.236	17.323
7	17:07:07.742	57.802	23.033	17.335	17.434
8	17:08:05.277	57.535	23.090	17.127	17.318
9	17:09:02.643	57.366	22.990	17.093	17.283
10	17:10:00.287	57.644	23.164	17.166	17.314
11	17:10:58.020	57.733	23.167	17.246	17.320
12	17:11:55.979	57.959	23.402	17.145	17.412
13	17:12:53.756	57.777	23.180	17.129	17.468



Rotax Euro Challenge 2012 Genk / Belgium

Rotax Juniors

Genk / Belgium 1,360 Km

Qualifying Practice Group J2 **-NEW-**

30.03.2012 17:30

Qualifying (15:00 Time) started at 17:30:00

Pos	No.	Name	Nat.	Chassis	Race Team	Laps	Best Tm	Diff	Gap In Lap	km/h
1	69	Ryan ANDERTON	GBR	Tonykart	Coles Racing	12	55.862		10	87,645
2	98	Sam SCHIPPERS	NED	Intrepid	Team TKP	11	55.932	0.070	0.070	9 87,535
3	38	Cem BOLUKBASI	TUR	Kosmic	Paul Carr Racing	11	55.938	0.076	0.006	6 87,525
4	9	Janneau ESMEIJER	NED	Intrepid	Team TKP	11	55.997	0.135	0.059	5 87,433
5	61	Josh WHITE	GBR	Tonykart	RL Racing Dept Ltd	10	56.118	0.256	0.121	8 87,245
6	17	Ralf ARON	EST	Tonykart	Aix Racing	11	56.129	0.267	0.011	6 87,228
7	7	Kaan ONDER	TUR	Alonso	Borusan Otomotiv M/Sport	12	56.154	0.292	0.025	7 87,189
8	27	Dennis TIJS	NED	Tonykart	Torenvliet Motorsport	11	56.162	0.300	0.008	7 87,176
9	53	Guan Yu ZHOU	GBR	Tonykart	Strawberry Racing	12	56.164	0.302	0.002	6 87,173
10	70	Max TIMMERMANS	BEL	Formula K	Formula K Europe	11	56.169	0.307	0.005	7 87,166
11	50	Lennert VAN BOGAERT	BEL	Maranello	EGP	12	56.193	0.331	0.024	9 87,128
12	84	Patrik PASTOROK	SVK	Birel	Kalman Motorsport	9	56.207	0.345	0.014	6 87,107
13	19	Tobias HOLM	DEN	Kosmic	Star Karting	11	56.227	0.365	0.020	9 87,076
14	80	Marvin PIONKE	GER	Kosmic	RS Competition	11	56.259	0.397	0.032	6 87,026
15	26	Jessica BACKMAN	SWE	Tonykart	Strawberry Racing	11	56.273	0.411	0.014	6 87,004
16	55	Kristian THORSEN	DEN	Tonykart	RS Competition	12	56.275	0.413	0.002	6 87,001
17	82	Josh PRICE	GBR	Intrepid	RL Racing Dept Ltd	12	56.282	0.420	0.007	6 86,991
18	34	Pepijn STEEMAN	NED	Gillard	DFK	12	56.372	0.510	0.090	11 86,852
19	60	Jan FILIP	CZE	Maranello	OK Kart	11	56.434	0.572	0.062	9 86,756
20	16	Ryo HIROOKA	JPN	DR	VPDR	11	56.458	0.596	0.024	9 86,719
21	66	Peter HUBER	AUT	Birel	Kalman Motorsport	11	56.459	0.597	0.001	8 86,718
22	6	Finn KOUIJMAN	NED	Zanardi	Kartsupport	11	56.483	0.621	0.024	5 86,681
23	45	Sven VAN DER SLIK	NED	Intrepid	Team TKP	12	56.522	0.660	0.039	8 86,621
24	44	Ameer HASSAN	UAE	Fomula K	Formula K Europe	11	56.541	0.679	0.019	7 86,592
25	30	Joel DEPTUCH	POL	Praga	Uniq Racing	11	56.551	0.689	0.010	5 86,577
26	43	Thor VIELAND CHRISTEN	DEN	Tonykart	RS Competition	12	56.650	0.788	0.099	8 86,425
27	48	Frida GRANDIN	SWE	Kosmic	Soda Kart	15	56.666	0.804	0.016	9 86,401
28	31	Netta PEKKALA	FIN	Corsa	Prospeed Finland Ltd	15	56.688	0.826	0.022	9 86,367
29	65	Emilien CARDE	FRA	Sodikart	Matec Competition	15	56.699	0.837	0.011	14 86,351
30	23	Remo RAHULA	EST	Intrepid	Talvar Racing	13	56.755	0.893	0.056	10 86,266
31	68	Vince HERSCIK	HUN	Birel	Kalman Motorsport	11	56.793	0.931	0.038	8 86,208
32	63	Taavetti ALATALO	FIN	Dino	Team Taavetti Alatalo	11	56.899	1.037	0.106	8 86,047

Not classified											
DQ	22	Nils LAUB	GER	Intrepid	Team TKP	15	56.515			8	86,632

Announcements

These results are provisional until the conclusion of any judicial and technical matters

No. 22 excluded of Qualifying Practice / reason under the weight

Timekeeping Ingrid and Meik Wagner:

Clerk of the course Nigel Edwards:

www.mylaps.com

Steward (Chairman) Olivier Steveny:

Chief Scrutineer Paul Klaassen:

Licensed to: Motorsport Events

Printed: 30.03.2012 20:10:35

posted at:

h



Rotax Euro Challenge 2012 Genk / Belgium

Rotax Juniors

Genk / Belgium 1,360 Km

Qualifying Practice Group J2

30.03.2012 17:30

Qualifying (15:00 Time) started at 17:30:00

Lap	Time of Day	Lap Tm	S1 Tm	S2 Tm	S3 Tm	Lap	Time of Day	Lap Tm	S1 Tm	S2 Tm	S3 Tm
(69) Ryan ANDERTON						7	17:41:18.260	56.326	22.649	16.730	16.947
1	17:35:37.710	1:01.872	26.033	18.071	17.768	8	17:42:14.594	56.334	22.544	16.825	16.965
2	17:36:35.102	57.392	23.134	17.134	17.124	9	17:43:11.089	56.495	22.706	16.795	16.994
3	17:37:31.815	56.713	22.724	16.896	17.093	10	17:44:07.480	56.391	22.663	16.714	17.014
4	17:38:28.056	56.241	22.598	16.705	16.938	11	17:45:04.161	56.681	22.711	16.906	17.064
5	17:39:24.362	56.306	22.502	16.741	17.063	(7) Kaan ONDER					
6	17:40:20.414	56.052	22.552	16.621	16.879	1	17:35:35.067	1:02.559	26.984	17.971	17.604
7	17:41:16.357	55.943	22.431	16.625	16.887	2	17:36:32.560	57.493	23.233	17.205	17.055
8	17:42:12.307	55.950	22.463	16.649	16.838	3	17:37:29.346	56.786	22.806	16.817	17.163
9	17:43:08.252	55.945	22.479	16.596	16.870	4	17:38:25.858	56.512	22.684	16.796	17.032
10	17:44:04.114	55.862	22.396	16.617	16.849	5	17:39:22.117	56.259	22.638	16.717	16.904
11	17:45:00.563	56.449	22.608	16.866	16.975	6	17:40:18.412	56.295	22.608	16.697	16.990
12	17:45:56.650	56.087	22.514	16.671	16.902	7	17:41:14.566	56.154	22.504	16.704	16.946
(98) Sam SCHIPPERS						8	17:42:10.793	56.227	22.549	16.714	16.964
1	17:35:32.850	1:03.661	28.368	17.902	17.391	9	17:43:06.983	56.190	22.541	16.688	16.961
2	17:36:30.058	57.208	23.208	16.932	17.068	10	17:44:03.246	56.263	22.488	16.782	16.993
3	17:37:26.805	56.747	22.899	16.857	16.991	11	17:44:59.597	56.351	22.605	16.738	17.008
4	17:38:23.010	56.205	22.612	16.639	16.954	12	17:45:56.045	56.448	22.598	16.809	17.041
5	17:39:19.225	56.215	22.578	16.659	16.978	(27) Dennis TIJS					
6	17:40:15.304	56.079	22.537	16.623	16.919	1	17:35:12.820	1:00.811	25.417	17.744	17.650
7	17:41:11.825	56.521	22.864	16.771	16.886	2	17:36:10.289	57.469	23.377	17.055	17.037
8	17:42:08.056	56.231	22.690	16.643	16.898	3	17:37:07.047	56.758	22.898	16.835	17.025
9	17:43:03.988	55.932	22.489	16.604	16.839	4	17:38:03.606	56.559	22.849	16.724	16.986
10	17:44:00.232	56.244	22.613	16.631	17.000	5	17:38:59.981	56.375	22.693	16.672	17.010
11	17:44:56.470	56.238	22.559	16.711	16.968	6	17:39:56.236	56.255	22.627	16.698	16.930
(38) Cem BOLUKBASI						7	17:40:52.398	56.162	22.549	16.692	16.921
1	17:35:39.516	1:02.726	27.269	17.993	17.464	8	17:41:51.246	58.848	22.656	19.260	16.932
2	17:36:36.508	56.992	23.046	16.954	16.992	9	17:42:47.595	56.349	22.636	16.798	16.915
3	17:37:32.908	56.400	22.717	16.758	16.925	10	17:43:43.983	56.388	22.674	16.621	17.093
4	17:38:29.096	56.188	22.416	16.851	16.921	11	17:44:40.634	56.651	22.585	16.790	17.276
5	17:39:25.319	56.223	22.528	16.791	16.904	(53) Guan Yu ZHOU					
6	17:40:21.257	55.938	22.417	16.688	16.833	1	17:35:26.036	1:01.302	26.032	17.701	17.569
7	17:41:17.280	56.023	22.500	16.693	16.830	2	17:36:24.569	58.533	23.701	17.519	17.313
8	17:42:13.255	55.975	22.424	16.757	16.794	3	17:37:21.522	56.953	22.891	16.998	17.064
9	17:43:09.197	55.942	22.420	16.667	16.855	4	17:38:17.907	56.385	22.656	16.741	16.988
10	17:44:05.309	56.112	22.363	16.799	16.950	5	17:39:15.314	57.407	23.309	17.001	17.097
11	17:45:01.841	56.532	22.513	17.081	16.938	6	17:40:11.478	56.164	22.590	16.594	16.980
(9) Janneau ESMEIJER						7	17:41:08.694	57.216	22.911	17.111	17.194
1	17:36:00.402	1:00.097	25.240	17.703	17.154	8	17:42:05.223	56.529	22.538	16.735	17.256
2	17:36:57.329	56.927	23.055	16.897	16.975	9	17:43:02.873	57.650	23.725	16.800	17.125
3	17:37:53.735	56.406	22.755	16.794	16.857	10	17:43:59.298	56.425	22.552	16.710	17.163
4	17:38:49.773	56.038	22.598	16.557	16.883	11	17:44:58.178	58.880	22.903	18.725	17.252
5	17:39:45.770	55.997	22.573	16.554	16.870	12	17:45:54.563	56.385	22.507	16.672	17.206
6	17:40:41.772	56.002	22.525	16.576	16.901	(70) Max TIMMERMANS					
7	17:41:37.910	56.138	22.605	16.595	16.938	1	17:35:36.605	1:02.018	26.183	17.848	17.987
8	17:42:34.069	56.159	22.627	16.619	16.913	2	17:36:33.972	57.367	23.160	17.090	17.117
9	17:43:30.298	56.229	22.694	16.637	16.898	3	17:37:30.446	56.474	22.785	16.778	16.911
10	17:44:26.492	56.194	22.591	16.602	17.001	4	17:38:26.867	56.421	22.691	16.749	16.981
11	17:45:22.784	56.292	22.627	16.704	16.961	5	17:39:23.070	56.203	22.576	16.773	16.854
(61) Josh WHITE						6	17:40:19.247	56.177	22.536	16.656	16.985
1	17:35:41.937	1:01.270	26.273	17.630	17.367	7	17:41:15.416	56.169	22.582	16.684	16.903
2	17:36:39.880	57.943	23.207	17.620	17.116	8	17:42:11.630	56.214	22.545	16.767	16.902
3	17:37:36.502	56.622	22.827	16.852	16.943	9	17:43:08.971	57.341	23.231	17.145	16.965
4	17:38:33.116	56.614	22.746	16.777	17.091	10	17:44:06.347	57.376	23.563	16.782	17.031
5	17:39:29.325	56.209	22.601	16.692	16.916	11	17:45:02.628	56.281	22.582	16.758	16.941
6	17:40:25.637	56.312	22.693	16.706	16.913	(50) Lennert VAN BOGAERT					
7	17:41:21.916	56.279	22.623	16.742	16.914	1	17:35:33.369	1:02.923	27.385	18.001	17.537
8	17:42:18.034	56.118	22.581	16.707	16.830	2	17:36:30.600	57.231	23.177	16.960	17.094
9	17:44:14.079	1:56.045	22.595	1:14.068	19.382	3	17:37:27.588	56.988	22.905	17.037	17.046
10	17:45:14.074	59.995	25.118	17.463	17.414	4	17:38:24.174	56.586	22.773	16.808	17.005
(17) Ralf ARON						5	17:39:20.520	56.346	22.680	16.701	16.965
1	17:35:38.364	1:02.188	26.441	18.029	17.718	6	17:40:16.938	56.418	22.677	16.749	16.992
2	17:36:35.778	57.414	23.130	17.112	17.172	7	17:41:13.242	56.304	22.702	16.703	16.899
3	17:37:32.478	56.700	22.838	16.803	17.059	8	17:42:09.539	56.297	22.643	16.677	16.977
4	17:38:29.312	56.834	22.580	17.236	17.018	9	17:43:05.732	56.193	22.668	16.616	16.909
5	17:39:25.805	56.493	22.790	16.731	16.972	10	17:44:02.075	56.343	22.643	16.698	17.002
6	17:40:21.934	56.129	22.509	16.743	16.877	11	17:44:58.435	56.360	22.651	16.710	16.999
						12	17:45:54.895	56.460	22.558	16.734	17.168



Rotax Euro Challenge 2012 Genk / Belgium

Rotax Juniors

Genk / Belgium 1,360 Km

Qualifying Practice Group J2

30.03.2012 17:30

Qualifying (15:00 Time) started at 17:30:00

Lap	Time of Day	Lap Tm	S1 Tm	S2 Tm	S3 Tm	Lap	Time of Day	Lap Tm	S1 Tm	S2 Tm	S3 Tm
1	17:32:09.937	1:01.743	25.981	17.829	17.933	3	17:34:19.459	57.877	23.323	17.160	17.394
2	17:33:07.854	57.917	23.399	17.261	17.257	4	17:35:16.782	57.323	23.192	16.943	17.188
3	17:34:05.364	57.510	23.171	17.008	17.331	5	17:36:13.879	57.097	22.958	16.982	17.157
4	17:35:02.636	57.272	23.078	16.984	17.210	6	17:37:10.852	56.973	22.831	17.037	17.105
5	17:35:59.907	57.271	23.098	16.996	17.177	7	17:38:08.069	57.217	22.830	17.192	17.195
6	17:36:57.034	57.127	23.062	16.897	17.168	8	17:39:04.773	56.704	22.762	16.835	17.107
7	17:37:54.109	57.075	23.145	16.919	17.011	9	17:40:01.439	56.666	22.785	16.811	17.070
8	17:38:50.624	56.515	22.737	16.730	17.048	10	17:40:58.131	56.692	22.728	16.916	17.048
9	17:39:47.479	56.855	22.844	16.886	17.125	11	17:41:54.827	56.696	22.671	16.954	17.071
10	17:40:44.289	56.810	22.757	16.916	17.137	12	17:42:51.763	56.936	22.884	16.925	17.127
11	17:41:41.251	56.962	22.897	16.896	17.169	13	17:43:48.490	56.727	22.758	16.901	17.068
12	17:42:38.173	56.922	22.876	16.910	17.136	14	17:44:45.299	56.809	22.831	16.837	17.141
13	17:43:35.006	56.833	22.909	16.795	17.129	15	17:45:42.086	56.787	22.802	16.864	17.121
14	17:44:32.063	57.057	22.887	16.858	17.312	(31) Netta PEKKALA					
15	17:45:29.354	57.291	23.066	16.963	17.262	1	17:32:30.868	1:02.832	26.380	18.237	18.215
(45) Sven VAN DER SLIK						2	17:33:29.738	58.870	23.849	17.337	17.684
1	17:35:15.688	1:00.596	25.094	17.723	17.779	3	17:34:27.908	58.170	23.253	17.094	17.823
2	17:36:13.420	57.732	23.365	17.087	17.280	4	17:35:26.349	58.441	24.184	17.024	17.233
3	17:37:10.575	57.155	23.055	16.948	17.152	5	17:36:23.816	57.467	23.203	17.051	17.213
4	17:38:07.281	56.706	22.831	16.809	17.066	6	17:37:20.864	57.048	22.945	16.935	17.168
5	17:39:03.950	56.669	22.746	16.824	17.099	7	17:38:17.683	56.819	22.903	16.770	17.146
6	17:40:00.542	56.592	22.754	16.765	17.073	8	17:39:14.448	56.765	22.860	16.786	17.119
7	17:40:57.184	56.642	22.783	16.831	17.028	9	17:40:11.136	56.688	22.832	16.759	17.097
8	17:41:53.706	56.522	22.717	16.784	17.021	10	17:41:08.243	57.107	22.961	16.909	17.237
9	17:42:50.310	56.604	22.743	16.810	17.051	11	17:42:05.081	56.838	22.783	16.872	17.183
10	17:43:46.995	56.685	22.817	16.815	17.053	12	17:43:01.940	56.859	22.834	16.863	17.162
11	17:44:43.577	56.582	22.690	16.784	17.108	13	17:43:58.926	56.986	22.763	16.945	17.276
12	17:45:40.438	56.861	22.854	16.828	17.179	14	17:44:55.815	56.889	22.787	16.866	17.236
(44) Ameer HASSAN						15	17:45:53.092	57.277	22.900	17.247	17.130
1	17:35:37.108	1:01.968	25.933	17.956	18.079	(65) Emilien CARDE					
2	17:36:34.578	57.470	23.092	17.152	17.226	1	17:32:02.324	1:02.950	27.065	18.099	17.786
3	17:37:31.763	57.185	23.029	16.929	17.227	2	17:33:00.919	58.595	23.619	17.425	17.551
4	17:38:28.915	57.152	23.074	16.890	17.188	3	17:33:58.546	57.627	23.174	17.146	17.307
5	17:39:26.158	57.243	23.006	17.137	17.100	4	17:34:55.925	57.379	22.948	17.122	17.309
6	17:40:22.737	56.579	22.623	16.872	17.084	5	17:35:53.355	57.430	23.204	17.013	17.213
7	17:41:19.278	56.541	22.650	16.760	17.131	6	17:36:50.485	57.130	23.017	16.895	17.218
8	17:42:15.965	56.687	22.693	16.849	17.145	7	17:37:47.598	57.113	22.972	17.015	17.126
9	17:43:12.553	56.588	22.600	16.902	17.086	8	17:38:44.304	56.706	22.784	16.827	17.095
10	17:44:09.143	56.590	22.719	16.803	17.068	9	17:39:41.144	56.840	22.970	16.805	17.065
11	17:45:05.733	56.590	22.657	16.883	17.050	10	17:40:38.117	56.973	22.937	16.908	17.128
(30) Joel DEPTUCH						11	17:41:34.982	56.865	22.825	16.935	17.105
1	17:35:34.469	1:04.350	28.200	18.348	17.802	12	17:42:34.801	59.819	25.710	16.979	17.130
2	17:36:32.285	57.816	23.361	17.187	17.268	13	17:43:31.628	56.827	22.796	16.886	17.145
3	17:37:29.723	57.438	23.304	17.024	17.110	14	17:44:28.327	56.699	22.725	16.880	17.094
4	17:38:26.337	56.614	22.695	16.847	17.072	15	17:45:25.319	56.992	22.936	16.913	17.143
5	17:39:22.888	56.551	22.671	16.793	17.087	(23) Remo RAHULA					
6	17:40:19.722	56.834	22.973	16.805	17.056	1	17:33:34.231	1:07.713	29.638	19.842	18.233
7	17:41:16.285	56.563	22.689	16.843	17.031	2	17:34:33.241	59.010	23.571	17.290	18.149
8	17:42:12.939	56.654	22.763	16.856	17.035	3	17:35:35.366	1:02.125	26.503	17.931	17.691
9	17:43:10.579	57.640	23.545	16.980	17.115	4	17:36:33.177	57.811	23.271	17.188	17.352
10	17:44:07.328	56.749	22.701	16.916	17.132	5	17:37:34.562	1:01.385	25.397	16.680	17.308
11	17:45:04.435	57.107	23.152	16.885	17.070	6	17:38:31.685	57.123	22.876	16.969	17.278
(43) Thor VIELAND CHRISTENSEN						7	17:39:28.506	56.821	22.768	16.846	17.207
1	17:35:23.839	1:01.812	25.999	17.971	17.842	8	17:40:25.397	56.891	22.862	16.857	17.172
2	17:36:21.948	58.109	23.476	17.203	17.430	9	17:41:22.919	57.522	23.467	16.927	17.128
3	17:37:19.556	57.608	23.258	17.036	17.314	10	17:42:19.674	56.755	22.790	16.875	17.090
4	17:38:16.788	57.232	22.987	16.981	17.264	11	17:43:17.013	57.339	23.260	16.961	17.118
5	17:39:13.764	56.976	22.943	16.852	17.181	12	17:44:13.955	56.942	22.772	16.874	17.296
6	17:40:10.695	56.931	22.915	16.829	17.187	13	17:45:10.934	56.979	22.944	16.897	17.138
7	17:41:08.888	58.193	23.979	16.987	17.227	(68) Vince HERSCIK					
8	17:42:05.538	56.650	22.696	16.851	17.103	1	17:35:27.861	1:01.368	25.693	17.890	17.785
9	17:43:02.299	56.761	22.862	16.853	17.046	2	17:36:25.862	58.001	23.561	17.170	17.270
10	17:43:59.143	56.844	22.782	16.891	17.171	3	17:37:23.207	57.345	23.178	16.983	17.184
11	17:44:56.072	56.929	22.794	16.919	17.216	4	17:38:20.391	57.184	23.033	16.961	17.190
12	17:45:52.924	56.852	22.736	16.847	17.269	5	17:39:17.335	56.944	22.951	16.826	17.167
(48) Frida GRANDIN						6	17:40:14.396	57.061	22.913	16.963	17.185
1	17:32:23.376	1:03.271	27.274	18.128	17.869	7	17:41:12.690	58.294	23.952	17.208	17.134
2	17:33:21.582	58.206	23.555	17.199	17.452	8	17:42:09.483	56.793	22.855	16.817	17.121
						9	17:43:06.585	57.102	23.159	16.789	17.154



Rotax Euro Challenge 2012 Genk / Belgium

Rotax Juniors

Genk / Belgium 1,360 Km

Qualifying Practice Group J2

30.03.2012 17:30

Qualifying (15:00 Time) started at 17:30:00

Lap	Time of Day	Lap Tm	S1 Tm	S2 Tm	S3 Tm
10	17:44:03.573	56.988	22.752	17.218	17.018
11	17:45:02.341	58.768	22.862	18.428	17.478

(63) Taavetti ALATALO

Lap	Time of Day	Lap Tm	S1 Tm	S2 Tm	S3 Tm
1	17:35:41.197	1:05.119	28.798	18.520	17.801
2	17:36:40.325	59.128	23.610	18.097	17.421
3	17:37:38.308	57.983	23.539	17.214	17.230
4	17:38:35.599	57.291	23.100	17.042	17.149
5	17:39:32.602	57.003	23.015	16.893	17.095
6	17:40:29.576	56.974	22.904	16.947	17.123
7	17:41:26.680	57.104	22.964	16.940	17.200
8	17:42:23.579	56.899	22.875	16.945	17.079
9	17:43:20.630	57.051	22.948	16.897	17.206
10	17:44:18.054	57.424	22.928	16.977	17.519
11	17:45:15.507	57.453	23.210	17.035	17.208

Timekeeping Ingrid and Meik Wagner:

Clerk of the course Nigel Edwards:

Steward (Chairman) Olivier Steveny:

Chief Scrutineer Paul Klaassen:

www.mylaps.com



Rotax Euro Challenge 2012 Genk / Belgium

Rotax Juniors

Genk / Belgium 1,360 Km

Total result Qualifying Group J1 / J2

Pos	No.	Name	Nat.	Chassis	Race Team	Total Best Tm	Diff	QJ1 Best Tm	QJ2 Best Tm
1	35	Harry WEBB	GBR	Tonykart	Strawberry Racing	55.851		55.851	
2	69	Ryan ANDERTON	GBR	Tonykart	Coles Racing	55.862	0.011		55.862
3	98	Sam SCHIPPERS	NED	Intrepid	Team TKP	55.932	0.081		55.932
4	38	Cem BOLUKBASI	TUR	Kosmic	Paul Carr Racing	55.938	0.087		55.938
5	9	Janneau ESMEIJER	NED	Intrepid	Team TKP	55.997	0.146		55.997
6	61	Josh WHITE	GBR	Tonykart	RL Racing Dept Ltd	56.118	0.267		56.118
7	54	Jay GOODWIN	GBR	Tonykart	Strawberry Racing	56.124	0.273	56.124	
8	17	Ralf ARON	EST	Tonykart	Aix Racing	56.129	0.278		56.129
9	7	Kaan ONDER	TUR	Alonso	Borusan Otomotiv M/Sport	56.154	0.303		56.154
10	27	Dennis TIJS	NED	Tonykart	Torenvliet Motorsport	56.162	0.311		56.162
11	53	Guan Yu ZHOU	GBR	Tonykart	Strawberry Racing	56.164	0.313		56.164
12	70	Max TIMMERMANS	BEL	Formula K	Formula K Europe	56.169	0.318		56.169
13	50	Lennert VAN BOGAERT	BEL	Maranello	EGP	56.193	0.342		56.193
14	84	Patrik PASTOROK	SVK	Birel	Kalman Motorsport	56.207	0.356		56.207
15	19	Tobias HOLM	DEN	Kosmic	Star Karting	56.227	0.376		56.227
16	36	Henrique BAPTISTA	POR	Kosmic	Paul Carr Racing	56.245	0.394	56.245	
17	40	Jan JONCK	DEN	Tonykart	RS Competition	56.255	0.404	56.255	
18	74	Jai NIJJAR	GBR	Tonykart	Global Karting	56.255	0.404	56.255	
19	80	Marvin PIONKE	GER	Kosmic	RS Competition	56.259	0.408		56.259
20	26	Jessica BACKMAN	SWE	Tonykart	Strawberry Racing	56.273	0.422		56.273
21	55	Kristian THORSEN	DEN	Tonykart	RS Competition	56.275	0.424		56.275
22	82	Josh PRICE	GBR	Intrepid	RL Racing Dept Ltd	56.282	0.431		56.282
23	15	Lars LAMBORELLE	NED	Intrepid	Team TKP	56.325	0.474	56.325	
24	49	Max AITKEN	GBR	Formula K	Protrain Racing	56.356	0.505	56.356	
25	77	Fazio FRANSEN	NED	Formula K	Formula K Europe	56.361	0.510	56.361	
26	37	Shayur HARPAL	RSA	Kosmic	Paul Carr Racing	56.362	0.511	56.362	
27	76	David WOODER	GBR	Alonso	Dan Holland Racing	56.364	0.513	56.364	
28	34	Pepijn STEEMAN	NED	Gillard	DFK	56.372	0.521		56.372
29	21	Connor HALL	GBR	Tonykart	Coles Racing	56.403	0.552	56.403	
30	25	Jack BARTHOLOMEW	GBR	Zanardi	Coles Racing	56.430	0.579	56.430	
31	60	Jan FILIP	CZE	Maranello	OK Kart	56.434	0.583		56.434
32	16	Ryo HIROOKA	JPN	DR	VPDR	56.458	0.607		56.458
33	66	Peter HUBER	AUT	Birel	Kalman Motorsport	56.459	0.608		56.459
34	79	Milan EVERS	BEL	Maranello	Maranello Kart	56.469	0.618	56.469	
35	6	Finn KOIJMAN	NED	Zanardi	Kartsupport	56.483	0.632		56.483
36	78	Jakub KADLCAK	CZE	Tonykart	Gregor Racing	56.495	0.644	56.495	
37	42	Berkay BESLER	TUR	Tonykart	DNR Racing/Bouvin Power	56.504	0.653	56.504	
38	81	Gaby WEYER	GBR	Intrepid	RL Racing Dept Ltd	56.515	0.664	56.515	
39	45	Sven VAN DER SLIK	NED	Intrepid	Team TKP	56.522	0.671		56.522
40	51	Samu KYLMALA	FIN	Corsa	Prospeed Finland	56.523	0.672	56.523	
41	44	Ameer HASSAN	UAE	Formula K	Formula K Europe	56.541	0.690		56.541
42	30	Joel DEPTUCH	POL	Praga	Uniq Racing	56.551	0.700		56.551
43	28	Shanaka CLAY	SRI	Tonykart	TBA	56.556	0.705	56.556	
44	18	Thomas PREINING	AUT	Formula K	Formula K Europe	56.597	0.746	56.597	
45	67	William TAYLFORTH	GBR	Tonykart	Global Karting	56.629	0.778	56.629	

Announcements

These results are provisional until the conclusion of any judicial and technical matters



Rotax Euro Challenge 2012 Genk / Belgium

Rotax Juniors

Genk / Belgium 1,360 Km

Total result Qualifying Group J1 / J2

Pos	No.	Name	Nat.	Chassis	Race Team	Total Best Tm	Diff	QJ1 Best Tm	QJ2 Best Tm
46	43	Thor VIELAND CHRISTEN	DEN	Tonykart	RS Competition	56.650	0.799		56.650
47	58	Robin BUIJS	NED	Praga	Brand Racing	56.665	0.814	56.665	
48	48	Frida GRANDIN	SWE	Kosmic	Soda Kart	56.666	0.815		56.666
49	20	Nico MULLER	GER	DR	VPDR	56.688	0.837	56.688	
50	31	Netta PEKKALA	FIN	Corsa	Prospeed Finland Ltd	56.688	0.837		56.688
51	56	Thomas SALVA	CZE	MS Kart	MS Kart Racing Team	56.695	0.844	56.695	
52	65	Emilien CARDE	FRA	Sodikart	Matec Competition	56.699	0.848		56.699
53	33	Antoni PTAK	USA	Birel	Kalman Motorsport	56.714	0.863	56.714	
54	64	Momo OKUDA	JPN	DR	VPDR	56.740	0.889	56.740	
55	23	Remo RAHULA	EST	Intrepid	Talvar Racing	56.755	0.904		56.755
56	68	Vince HERSCIK	HUN	Birel	Kalman Motorsport	56.793	0.942		56.793
57	63	Taavetti ALATALO	FIN	Dino	Team Taavetti Alatalo	56.899	1.048		56.899
58	62	Bernard BRABOTÉZ	BEL	Zanardi		57.036	1.185	57.036	
59	57	Jonathan JUDEK	GER	Formula K	KM Racing	57.057	1.206	57.057	
60	52	Boris KOLFF	NED	Intrepid	Team TKP	57.082	1.231	57.082	
61	24	Jan-Erik MEIKUP	EST	Tonykart	Aix Racing	57.107	1.256	57.107	
62	59	Julius COLLIANDER CELI	SWE	Kosmic	Soda Kart	57.117	1.266	57.117	
63	47	Ferruccio KINT	FRA	Kosmic	Team Sans Famille	57.366	1.515	57.366	
DQ	83	Lukas WENIG	GER	TBA	Nintendo Team Scheider				
DQ	22	Nils LAUB	GER	Intrepid	Team TKP				
DQ	29	Teodor MORIN	SWE	Kosmic	Soda Kart				

Announcements

These results are provisional until the conclusion of any judicial and technical matters

**Heat organization
Rotax Euro Challenge 2012
Genk / Belgium
Rotax Max Juniors Group A**

Group	Pos	No.	Firstname	Lastname	Class	Overall BestTm
Group A	1	35	Harry	WEBB	Junior	55.851
Group A	5	9	Janneau	ESMEIJER	Junior	55.997
Group A	9	7	Kaan	ONDER	Junior	56.154
Group A	13	50	Lennert	VAN BOGAERT	Junior	56.193
Group A	17	40	Jan	JONCK	Junior	56.255
Group A	21	55	Kristian	THORSEN	Junior	56.275
Group A	25	77	Fazio	FRANSSEN	Junior	56.361
Group A	29	21	Connor	HALL	Junior	56.403
Group A	33	66	Peter	HUBER	Junior	56.459
Group A	37	42	Berkay	BESLER	Junior	56.504
Group A	41	44	Ameer	HASSAN	Junior	56.541
Group A	45	67	William	TAYLFORTH	Junior	56.629
Group A	49	20	Nico	MULLER	Junior	56.688
Group A	53	33	Antoni	PTAK	Junior	56.714
Group A	57	63	Taavetti	ALATALO	Junior	56.899
Group A	61	24	Jan-Erik	MEIKUP	Junior	57.107
Group A	65	22	Nils	LAUB	Junior	EXC



Clerk of the course Nigel Edwards:

Stewards (Chairman) Olivier Steveny:

Scrutineer Paul Klaassen:

Timekeeping Ingrid/Meik Wagner:

Printed: 30.03.2012 20:16

Posted at: h

**Heat organization
Rotax Euro Challenge 2012
Genk / Belgium
Rotax Max Juniors Group B**

Group	Pos	No.	Firstname	Lastname	Class	Overall BestTm
Group B	2	69	Ryan	ANDERTON	Junior	55.862
Group B	6	61	Josh	WHITE	Junior	56.118
Group B	10	27	Dennis	TIJS	Junior	56.162
Group B	14	84	Patrik	PASTOROK	Junior	56.207
Group B	18	74	Jai	NIJJAR	Junior	56.255
Group B	22	82	Josh	PRICE	Junior	56.282
Group B	26	37	Shayur	HARPAL	Junior	56.362
Group B	30	25	Jack	BARTHOLOMEW	Junior	56.430
Group B	34	79	Milan	EVERS	Junior	56.469
Group B	38	81	Gaby	WEYER	Junior	56.515
Group B	42	30	Joel	DEPTUCH	Junior	56.551
Group B	46	43	Thor	VIELAND CHRIST	Junior	56.650
Group B	50	31	Netta	PEKKALA	Junior	56.688
Group B	54	64	Momo	OKUDA	Junior	56.740
Group B	58	62	Bernard	BRABOTEZ	Junior	57.036
Group B	62	59	Julius	COLLIANDER CEI	Junior	57.117
Group B	66	29	Teodor	MORIN	Junior	EXC



Clerk of the course Nigel Edwards:

Stewards (Chairman) Olivier Steveny:

Scrutineer Paul Klaassen:

Timekeeping Ingrid/Meik Wagner:

Printed: 30.03.2012 20:16

Posted at: h

**Heat organization
Rotax Euro Challenge 2012
Genk / Belgium
Rotax Max Juniors Group C**

Group	Pos	No.	Firstname	Lastname	Class	Overall BestTm
Group C	3	98	Sam	SCHIPPERS	Junior	55.932
Group C	7	54	Jay	GOODWIN	Junior	56.124
Group C	11	53	Guan Yu	ZHOU	Junior	56.164
Group C	15	19	Tobias	HOLM	Junior	56.227
Group C	19	80	Marvin	PIONKE	Junior	56.259
Group C	23	15	Lars	LAMBORELLE	Junior	56.325
Group C	27	76	David	WOODER	Junior	56.364
Group C	31	60	Jan	FILIP	Junior	56.434
Group C	35	6	Finn	KOOIJMAN	Junior	56.483
Group C	39	45	Sven	VAN DER SLIK	Junior	56.522
Group C	43	28	Shanaka	CLAY	Junior	56.556
Group C	47	58	Robin	BUIJS	Junior	56.665
Group C	51	56	Thomas	SALVA	Junior	56.695
Group C	55	23	Remo	RAHULA	Junior	56.755
Group C	59	57	Jonathan	JUDEK	Junior	57.057
Group C	63	47	Ferruccio	KINT	Junior	57.366



Clerk of the course Nigel Edwards:

Stewards (Chairman) Olivier Steveny:

Scrutineer Paul Klaassen:

Timekeeping Ingrid/Meik Wagner:

Printed: 30.03.2012 20:16

posted at: h

**Heat organization
Rotax Euro Challenge 2012
Genk / Belgium
Rotax Max Juniors Group D**

Group	Pos	No.	Firstname	Lastname	Class	Overall BestTm
Group D	4	38	Cem	BOLUKBASI	Junior	55.938
Group D	8	17	Ralf	ARON	Junior	56.129
Group D	12	70	Max	TIMMERMANS	Junior	56.169
Group D	16	36	Henrique	BAPTISTA	Junior	56.245
Group D	20	26	Jessica	BACKMAN	Junior	56.273
Group D	24	49	Max	AITKEN	Junior	56.356
Group D	28	34	Pepijn	STEEMAN	Junior	56.372
Group D	32	16	Ryo	HIROOKA	Junior	56.458
Group D	36	78	Jakub	KADLCAK	Junior	56.495
Group D	40	51	Samu	KYLMALA	Junior	56.523
Group D	44	18	Thomas	PREINING	Junior	56.597
Group D	48	48	Frida	GRANDIN	Junior	56.666
Group D	52	65	Emilien	CARDE	Junior	56.699
Group D	56	68	Vince	HERSCIK	Junior	56.793
Group D	60	52	Boris	KOLFF	Junior	57.082
Group D	64	83	Lukas	WENIG	Junior	EXC



Clerk of the course Nigel Edwards:

Stewards (Chairman) Olivier Steveny:

Scrutineer Paul Klaassen:

Timekeeping Ingrid/Meik Wagner:

Printed: 30.03.2012 20:16

posted at: h

Rotax Euro Challenge 2012
 Class: Rotax Max Juniors
 Date/Time: 31.03.2012 10:50

Track: Genk / Belgium
 Heat: Race 3 Qualifying Heat 1 A+B
 Laps: 8

Edition 1

			18	
	35			36
Nils LAUB	22	Group A EXC	17	Teodor MORIN
	33			34
Jan-Erik MEIKUP	24	Group A 57.107	16	Julius COLLIANDER CI
	31			32
Taavetti ALATALO	63	Group A 56.899	15	Bernard BRABOTEZ
	29			30
Antoni PTAK	33	Group A 56.714	14	Momo OKUDA
	27			28
Nico MULLER	20	Group A 56.688	13	Netta PEKKALA
	25			26
William TAYLFORTH	67	Group A 56.629	12	Thor VIELAND CHRIS
	23			24
Ameer HASSAN	44	Group A 56.541	11	Joel DEPTUCH
	21			22
Berkay BESLER	42	Group A 56.504	10	Gaby WEYER
	19			20
Peter HUBER	66	Group A 56.459	9	Milan EVERS
	17			18
Connor HALL	21	Group A 56.403	8	Jack BARTHOLOMEV
	15			16
Fazio FRANSSEN	77	Group A 56.361	7	Shayur HARPAL
	13			14
Kristian THORSEN	55	Group A 56.275	6	Josh PRICE
	11			12
Jan JONCK	40	Group A 56.255	5	Jai NIJJAR
	9			10
Lennert VAN BOGAERT	50	Group A 56.193	4	Patrik PASTOROK
	7			8
Kaan ONDER	7	Group A 56.154	3	Dennis TIJS
	5			6
Janneau ESMEIJER	9	Group A 55.997	2	Josh WHITE
	3			4
Harry WEBB	35	Group A 55.851	1	Ryan ANDERTON
	1			2

Pole Position

Clerk of the course Nigel Edwards:
 Stewards (Chairman) Olivier Steveny:

Scrutineer Paul Klaassen:
 Timekeeping Ingrid/Meik Wagner:

Rotax Euro Challenge 2012
 Class: Rotax Max Juniors
 Date/Time: 31.03.2012 11:10

Track: Genk / Belgium
 Heat: Race 4 Qualifying Heat 2 C+D
 Laps: 8

Edition 1

	35	18		36
	33	17		34
Ferruccio KINT	47	16	Lukas WENIG	83
	31			32
Jonathan JUDEK	57	15	Boris KOLFF	52
	29			30
Remo RAHULA	23	14	Vince HERSCIK	68
	27			28
Thomas SALVA	56	13	Emilien CARDE	65
	25			26
Robin BUIJS	58	12	Frida GRANDIN	48
	23			24
Shanaka CLAY	28	11	Thomas PREINING	18
	21			22
Sven VAN DER SLIK	45	10	Samu KYLMALA	51
	19			20
Finn KOOIJMAN	6	9	Jakub KADLCAK	78
	17			18
Jan FILIP	60	8	Ryo HIROOKA	16
	15			16
David WOODER	76	7	Pepijn STEEMAN	34
	13			14
Lars LAMBORELLE	15	6	Max AITKEN	49
	11			12
Marvin PIONKE	80	5	Jessica BACKMAN	26
	9			10
Tobias HOLM	19	4	Henrique BAPTISTA	36
	7			8
Guan Yu ZHOU	53	3	Max TIMMERMANS	70
	5			6
Jay GOODWIN	54	2	Ralf ARON	17
	3			4
Sam SCHIPPERS	98	1	Cem BOLUKBASI	38
	1			
		Row		2

Pole Position

Clerk of the course Nigel Edwards:
 Stewards (Chairman) Olivier Steveny:

Scrutineer Paul Klaassen:
 Timekeeping Ingrid/Meik Wagner:

Rotax Euro Challenge 2012
 Class: Rotax Max Juniors
 Date/Time: 31.03.2012 13:40

Track:
 Heat:
 Laps:

Genk / Belgium
 Race 10 Qualifying Heat 3 B+C
 8

Edition 1

			18	
	35			36
Teodor MORIN	29	Group B EXC	17	
	33			34
Julius COLLIANDER CI	59	Group B 57.117	16	Ferruccio KINT 47 57.366
	31			32
Bernard BRABOTEZ	62	Group B 57.036	15	Jonathan JUDEK 57 57.057
	29			30
Momo OKUDA	64	Group B 56.740	14	Remo RAHULA 23 56.755
	27			28
Netta PEKKALA	31	Group B 56.688	13	Thomas SALVA 56 56.695
	25			26
Thor VIELAND CHRIS	43	Group B 56.650	12	Robin BUIJS 58 56.665
	23			24
Joel DEPTUCH	30	Group B 56.551	11	Shanaka CLAY 28 56.556
	21			22
Gaby WEYER	81	Group B 56.515	10	Sven VAN DER SLIK 45 56.522
	19			20
Milan EVERS	79	Group B 56.469	9	Finn KOOIJMAN 6 56.483
	17			18
Jack BARTHOLOMEV	25	Group B 56.430	8	Jan FILIP 60 56.434
	15			16
Shayur HARPAL	37	Group B 56.362	7	David WOODER 76 56.364
	13			14
Josh PRICE	82	Group B 56.282	6	Lars LAMBORELLE 15 56.325
	11			12
Jai NIJJAR	74	Group B 56.255	5	Marvin PIONKE 80 56.259
	9			10
Patrik PASTOROK	84	Group B 56.207	4	Tobias HOLM 19 56.227
	7			8
Dennis TIJS	27	Group B 56.162	3	Guan Yu ZHOU 53 56.164
	5			6
Josh WHITE	61	Group B 56.118	2	Jay GOODWIN 54 56.124
	3			4
Ryan ANDERTON	69	Group B 55.862	1	Sam SCHIPPERS 98 55.932
	1			2

Pole Position

Clerk of the course Nigel Edwards:
 Stewards (Chairman) Olivier Steveny:

Scrutineer Paul Klaassen:
 Timekeeping Ingrid/Meik Wagner:

Rotax Euro Challenge 2012
 Class: Rotax Max Juniors
 Date/Time: 31.03.2012 14:00

Track:
 Heat:
 Laps:

Genk / Belgium
 Race 11 Qualifying Heat 4 A+D
 8

Edition 1

	35		18		36
Nils LAUB	22	Group A EXC	17		
	33				34
Jan-Erik MEIKUP	24	Group A 57.107	16	Lukas WENIG	83
	31				32
Taavetti ALATALO	63	Group A 56.899	15	Boris KOLFF	52
	29				30
Antoni PTAK	33	Group A 56.714	14	Vince HERSCIK	68
	27				28
Nico MULLER	20	Group A 56.688	13	Emilien CARDE	65
	25				26
William TAYLFORTH	67	Group A 56.629	12	Frida GRANDIN	48
	23				24
Ameer HASSAN	44	Group A 56.541	11	Thomas PREINING	18
	21				22
Berkay BESLER	42	Group A 56.504	10	Samu KYLMALA	51
	19				20
Peter HUBER	66	Group A 56.459	9	Jakub KADLCAK	78
	17				18
Connor HALL	21	Group A 56.403	8	Ryo HIROOKA	16
	15				16
Fazio FRANSSSEN	77	Group A 56.361	7	Pepijn STEEMAN	34
	13				14
Kristian THORSEN	55	Group A 56.275	6	Max AITKEN	49
	11				12
Jan JONCK	40	Group A 56.255	5	Jessica BACKMAN	26
	9				10
Lennert VAN BOGAERT	50	Group A 56.193	4	Henrique BAPTISTA	36
	7				8
Kaan ONDER	7	Group A 56.154	3	Max TIMMERMANS	70
	5				6
Janneau ESMEIJER	9	Group A 55.997	2	Ralf ARON	17
	3				4
Harry WEBB	35	Group A 55.851	1	Cem BOLUKBASI	38
	1				2

Pole Position

Row

Clerk of the course Nigel Edwards:
 Stewards (Chairman) Olivier Steveny:

Scrutineer Paul Klaassen:
 Timekeeping Ingrid/Meik Wagner:

Rotax Euro Challenge 2012
 Class: Rotax Max Juniors
 Date/Time: 31.03.2012 16:20

Track: Genk / Belgium
 Heat: Race 17 Qualifying Heat 5 A+C
 Laps: 8

Edition 1

	35	18		36
Nils LAUB	22	17		
	33			34
Jan-Erik MEIKUP	24	16	Ferruccio KINT	47
	31			32
Taavetti ALATALO	63	15	Jonathan JUDEK	57
	29			30
Antoni PTAK	33	14	Remo RAHULA	23
	27			28
Nico MULLER	20	13	Thomas SALVA	56
	25			26
William TAYLFORTH	67	12	Robin BUIJS	58
	23			24
Ameer HASSAN	44	11	Shanaka CLAY	28
	21			22
Berkay BESLER	42	10	Sven VAN DER SLIK	45
	19			20
Peter HUBER	66	9	Finn KOOIJMAN	6
	17			18
Connor HALL	21	8	Jan FILIP	60
	15			16
Fazio FRANSSEN	77	7	David WOODER	76
	13			14
Kristian THORSEN	55	6	Lars LAMBORELLE	15
	11			12
Jan JONCK	40	5	Marvin PIONKE	80
	9			10
Lennert VAN BOGAERT	50	4	Tobias HOLM	19
	7			8
Kaan ONDER	7	3	Guan Yu ZHOU	53
	5			6
Janneau ESMEIJER	9	2	Jay GOODWIN	54
	3			4
Harry WEBB	35	1	Sam SCHIPPERS	98
	1			2

Pole Position

Clerk of the course Nigel Edwards:
 Stewards (Chairman) Olivier Steveny:

Scrutineer Paul Klaassen:
 Timekeeping Ingrid/Meik Wagner:

Rotax Euro Challenge 2012
 Class: Rotax Max Juniors
 Date/Time: 31.03.2012 16:40

Track:
 Heat:
 Laps:

Genk / Belgium
 Race 18 Qualifying Heat 6 B+D
 8

Edition 1

	35		18		36
Teodor MORIN	29	Group B EXC	17		
	33				34
Julius COLLIANDER CI	59	Group B 57.117	16	Lukas WENIG	83 Group D EXC
	31				32
Bernard BRABOTEZ	62	Group B 57.036	15	Boris KOLFF	52 Group D 57.082
	29				30
Momo OKUDA	64	Group B 56.740	14	Vince HERSCIK	68 Group D 56.793
	27				28
Netta PEKKALA	31	Group B 56.688	13	Emilien CARDE	65 Group D 56.699
	25				26
Thor VIELAND CHRIS	43	Group B 56.650	12	Frida GRANDIN	48 Group D 56.666
	23				24
Joel DEPTUCH	30	Group B 56.551	11	Thomas PREINING	18 Group D 56.597
	21				22
Gaby WEYER	81	Group B 56.515	10	Samu KYLMALA	51 Group D 56.523
	19				20
Milan EVERS	79	Group B 56.469	9	Jakub KADLCAK	78 Group D 56.495
	17				18
Jack BARTHOLOMEV	25	Group B 56.430	8	Ryo HIROOKA	16 Group D 56.458
	15				16
Shayur HARPAL	37	Group B 56.362	7	Pepijn STEEMAN	34 Group D 56.372
	13				14
Josh PRICE	82	Group B 56.282	6	Max AITKEN	49 Group D 56.356
	11				12
Jai NIJJAR	74	Group B 56.255	5	Jessica BACKMAN	26 Group D 56.273
	9				10
Patrik PASTOROK	84	Group B 56.207	4	Henrique BAPTISTA	36 Group D 56.245
	7				8
Dennis TIJS	27	Group B 56.162	3	Max TIMMERMANS	70 Group D 56.169
	5				6
Josh WHITE	61	Group B 56.118	2	Ralf ARON	17 Group D 56.129
	3				4
Ryan ANDERTON	69	Group B 55.862	1	Cem BOLUKBASI	38 Group D 55.938
	1				2

Pole Position

Row

Clerk of the course Nigel Edwards:
 Stewards (Chairman) Olivier Steveny:

Scrutineer Paul Klaassen:
 Timekeeping Ingrid/Meik Wagner:



Rotax Euro Challenge 2012 Genk / Belgium

Rotax Juniors

Genk / Belgium 1,360 Km

Warm up Even Numbers

31.03.2012 09:20

Practice (5:00 Time) started at 9:20:00

Pos	No.	Name	Nat.	Chassis	Race Team	Laps	Best Tm	Diff	Gap In Lap	km/h
1	36	Henrique BAPTISTA	POR	Kosmic	Paul Carr Racing	5	56.530			5 86,609
2	38	Cem BOLUKBASI	TUR	Kosmic	Paul Carr Racing	5	56.610	0.080	0.080	5 86,486
3	82	Josh PRICE	GBR	Intrepid	RL Racing Dept Ltd	5	56.625	0.095	0.015	5 86,464
4	98	Sam SCHIPPERS	NED	Intrepid	Team TKP	5	56.682	0.152	0.057	4 86,377
5	54	Jay GOODWIN	GBR	Tonykart	Strawberry Racing	5	56.708	0.178	0.026	5 86,337
6	26	Jessica BACKMAN	SWE	Tonykart	Strawberry Racing	5	56.728	0.198	0.020	5 86,307
7	50	Lennert VAN BOGAERT	BEL	Maranello	EGP	5	56.777	0.247	0.049	5 86,232
8	70	Max TIMMERMANS	BEL	Formula K	Formula K Europe	5	56.800	0.270	0.023	5 86,197
9	76	David WOODER	GBR	Alonso	Dan Holland Racing	5	56.810	0.280	0.010	4 86,182
10	40	Jan JONCK	DEN	Tonykart	RS Competition	5	56.820	0.290	0.010	5 86,167
11	48	Frida GRANDIN	SWE	Kosmic	Soda Kart	5	56.863	0.333	0.043	5 86,102
12	44	Ameer HASSAN	UAE	Fomula K	Formula K Europe	5	56.932	0.402	0.069	5 85,997
13	64	Momo OKUDA	JPN	DR	VPDR	5	56.939	0.409	0.007	5 85,987
14	58	Robin BUIJS	NED	Praga	Brand Racing	5	56.983	0.453	0.044	5 85,920
15	52	Boris KOLFF	NED	Intrepid	Team TKP	5	57.006	0.476	0.023	5 85,886
16	74	Jai NIJJAR	GBR	Tonykart	Global Karting	5	57.033	0.503	0.027	5 85,845
17	28	Shanaka CLAY	SRI	Tonykart	TBA	5	57.055	0.525	0.022	3 85,812
18	34	Pepijn STEEMAN	NED	Gillard	DFK	5	57.105	0.575	0.050	5 85,737
19	84	Patrik PASTOROK	SVK	Birel	Kalman Motorsport	5	57.223	0.693	0.118	5 85,560
20	18	Thomas PREINING	AUT	Formula K	Formula K Europe	5	57.241	0.711	0.018	4 85,533
21	20	Nico MULLER	GER	DR	VPDR	5	57.255	0.725	0.014	3 85,512
22	16	Ryo HIROOKA	JPN	DR	VPDR	5	57.266	0.736	0.011	4 85,496
23	66	Peter HUBER	AUT	Birel	Kalman Motorsport	5	57.338	0.808	0.072	4 85,388
24	42	Berkay BESLER	TUR	Tonykart	DNR Racing/Bouvin Power	5	57.345	0.815	0.007	4 85,378
25	80	Marvin PIONKE	GER	Kosmic	RS Competition	5	57.427	0.897	0.082	3 85,256
26	22	Nils LAUB	GER	Intrepid	Team TKP	5	57.489	0.959	0.062	5 85,164
27	78	Jakub KADLCAK	CZE	Tonykart	Gregor Racing	5	57.588	1.058	0.099	4 85,018
28	62	Bernard BRABOTEZ	BEL	Zanardi		5	57.798	1.268	0.210	4 84,709
29	68	Vince HERSCIK	HUN	Birel	Kalman Motorsport	5	57.889	1.359	0.091	3 84,576
30	6	Finn KOIJMAN	NED	Zanardi	Kartsupport	5	57.957	1.427	0.068	4 84,476
31	30	Joel DEPTUCH	POL	Praga	Uniq Racing	5	58.061	1.531	0.104	2 84,325
32	56	Thomas SALVA	CZE	MS Kart	MS Kart Racing Team	5	58.067	1.537	0.006	3 84,316
33	60	Jan FILIP	CZE	Maranello	OK Kart	5	58.068	1.538	0.001	3 84,315
34	24	Jan-Erik MEIKUP	EST	Tonykart	Aix Racing	5	58.275	1.745	0.207	5 84,015



Rotax Euro Challenge 2012 Genk / Belgium

Rotax Juniors

Genk / Belgium 1,360 Km

Warm up Even Numbers

31.03.2012 09:20

Practice (5:00 Time) started at 9:20:00

Lap	Time of Day	Lap Tm	S1 Tm	S2 Tm	S3 Tm
(36) Henrique BAPTISTA					
1	9:21:16.735	1:01.635	26.053	18.082	17.500
2	9:22:13.973	57.238	23.091	17.035	17.112
3	9:23:10.991	57.018	23.052	16.879	17.087
4	9:24:08.276	57.285	22.790	17.347	17.148
5	9:25:04.806	56.530	22.710	16.902	16.918
(38) Cem BOLUKBASI					
1	9:21:15.931	1:01.328	26.047	17.783	17.498
2	9:22:13.776	57.845	23.083	17.523	17.239
3	9:23:10.852	57.076	22.913	17.015	17.148
4	9:24:08.062	57.210	22.961	17.158	17.091
5	9:25:04.672	56.610	22.688	16.911	17.011
(82) Josh PRICE					
1	9:21:25.713	1:00.761	25.099	18.110	17.552
2	9:22:23.270	57.557	23.293	17.100	17.164
3	9:23:20.330	57.060	22.967	16.982	17.111
4	9:24:17.711	57.381	23.176	17.072	17.133
5	9:25:14.336	56.625	22.816	16.880	16.929
(98) Sam SCHIPPERS					
1	9:21:14.941	1:00.861	26.001	17.437	17.423
2	9:22:12.749	57.808	23.448	17.256	17.104
3	9:23:09.467	56.718	22.866	16.872	16.980
4	9:24:06.149	56.682	22.803	16.930	16.949
5	9:25:02.875	56.726	22.789	16.955	16.982
(54) Jay GOODWIN					
1	9:21:17.924	1:01.849	26.586	17.730	17.533
2	9:22:16.736	58.812	24.483	17.218	17.111
3	9:23:13.671	56.935	22.869	16.987	17.079
4	9:24:10.455	56.784	22.834	16.895	17.055
5	9:25:07.163	56.708	22.653	16.964	17.091
(26) Jessica BACKMAN					
1	9:21:17.815	1:01.793	26.252	17.953	17.588
2	9:22:17.303	59.488	24.895	17.284	17.309
3	9:23:14.549	57.246	23.053	17.050	17.143
4	9:24:11.504	56.955	22.839	16.865	17.251
5	9:25:08.232	56.728	22.671	16.948	17.109
(50) Lennert VAN BOGAERT					
1	9:21:27.342	59.517	24.604	17.549	17.364
2	9:22:25.102	57.760	23.643	17.039	17.078
3	9:23:22.217	57.115	22.978	16.942	17.195
4	9:24:19.259	57.042	23.020	16.828	17.194
5	9:25:16.036	56.777	22.898	16.843	17.036
(70) Max TIMMERMANS					
1	9:21:14.322	1:01.499	26.090	17.957	17.452
2	9:22:12.260	57.938	23.654	17.154	17.130
3	9:23:09.087	56.827	22.847	16.905	17.075
4	9:24:05.969	56.882	22.723	16.938	17.221
5	9:25:02.769	56.800	22.751	17.010	17.039
(76) David WOODER					
1	9:21:17.701	1:01.923	25.902	18.334	17.687
2	9:22:15.472	57.771	23.500	17.056	17.215
3	9:23:12.686	57.214	22.848	17.156	17.210
4	9:24:09.496	56.810	22.754	16.922	17.134
5	9:25:06.404	56.908	22.947	16.863	17.098
(40) Jan JONCK					
1	9:21:17.491	1:02.062	26.442	18.040	17.580
2	9:22:16.234	58.743	24.454	17.083	17.206
3	9:23:13.229	56.995	22.989	16.902	17.104
4	9:24:10.087	56.858	22.930	16.822	17.106
5	9:25:06.907	56.820	22.727	17.000	17.093
(48) Frida GRANDIN					
1	9:21:19.196	1:03.942	27.579	18.547	17.816

Lap	Time of Day	Lap Tm	S1 Tm	S2 Tm	S3 Tm
2	9:22:17.527	58.331	23.675	17.319	17.337
3	9:23:14.929	57.402	22.976	17.209	17.217
4	9:24:12.057	57.128	22.926	17.011	17.191
5	9:25:08.920	56.863	22.878	16.899	17.086
(44) Ameer HASSAN					
1	9:21:14.901	1:01.917	26.194	18.031	17.692
2	9:22:13.493	58.592	23.748	17.520	17.324
3	9:23:11.386	57.893	23.656	17.015	17.222
4	9:24:08.580	57.194	22.776	17.202	17.216
5	9:25:05.512	56.932	22.801	16.977	17.154
(64) Momo OKUDA					
1	9:21:26.918	1:01.462	25.743	17.949	17.770
2	9:22:25.411	58.493	23.730	17.464	17.299
3	9:23:22.819	57.408	23.070	17.111	17.227
4	9:24:19.943	57.124	22.913	17.018	17.193
5	9:25:16.882	56.939	22.911	16.903	17.125
(58) Robin BUJJS					
1	9:21:18.305	1:02.587	27.154	17.934	17.499
2	9:22:16.965	58.660	24.258	17.166	17.236
3	9:23:14.091	57.126	22.933	16.962	17.231
4	9:24:11.090	56.999	22.800	17.019	17.180
5	9:25:08.073	56.983	22.814	16.958	17.211
(52) Boris KOLFF					
1	9:21:26.727	1:01.648	25.689	18.175	17.784
2	9:22:24.865	58.138	23.594	17.204	17.340
3	9:23:22.567	57.702	23.376	17.137	17.189
4	9:24:19.700	57.133	22.980	16.933	17.220
5	9:25:16.706	57.006	22.858	16.923	17.225
(74) Jai NIJJAR					
1	9:21:21.858	1:00.848	25.260	17.814	17.774
2	9:22:19.666	57.808	23.432	17.253	17.123
3	9:23:17.519	57.853	23.168	17.602	17.083
4	9:24:14.846	57.327	23.120	17.023	17.184
5	9:25:11.879	57.033	22.927	17.078	17.028
(28) Shanaka CLAY					
1	9:21:23.431	1:00.965	25.525	17.770	17.670
2	9:22:21.695	58.264	23.221	17.350	17.693
3	9:23:18.750	57.055	22.854	16.966	17.235
4	9:24:15.824	57.074	22.744	17.048	17.282
5	9:25:13.583	57.759	22.962	17.244	17.553
(34) Pepijn STEEMAN					
1	9:21:21.506	1:02.270	26.059	18.040	18.171
2	9:22:22.022	1:00.516	23.892	18.130	18.494
3	9:23:19.858	57.836	23.463	17.080	17.293
4	9:24:17.969	58.111	23.585	17.229	17.297
5	9:25:15.074	57.105	22.897	16.954	17.254
(84) Patrik PASTOROK					
1	9:21:13.390	1:00.275	25.130	17.603	17.542
2	9:22:11.211	57.821	23.320	17.173	17.328
3	9:23:08.558	57.347	23.076	16.985	17.286
4	9:24:06.306	57.748	23.026	17.001	17.721
5	9:25:03.529	57.223	23.070	16.964	17.189
(18) Thomas PREINING					
1	9:21:12.631	1:00.673	25.383	17.713	17.577
2	9:22:10.511	57.880	23.380	17.212	17.288
3	9:23:07.795	57.284	23.126	17.026	17.132
4	9:24:05.036	57.241	23.028	16.986	17.227
5	9:25:02.278	57.242	23.001	17.034	17.207
(20) Nico MULLER					
1	9:21:22.563	1:04.928	26.936	19.812	18.180
2	9:22:21.106	58.543	23.576	17.538	17.429
3	9:23:18.361	57.255	22.983	17.085	17.187
4	9:24:16.080	57.719	23.226	17.223	17.270

Timekeeping Ingrid and Meik Wagner:

Clerk of the course Nigel Edwards:

www.mylaps.com

Steward (Chairman) Olivier Steveny:

Chief Scrutineer Paul Klaassen:

Licensed to: Motorsport Events



Rotax Euro Challenge 2012 Genk / Belgium

Rotax Juniors

Genk / Belgium 1,360 Km

Warm up Even Numbers

31.03.2012 09:20

Practice (5:00 Time) started at 9:20:00

Lap	Time of Day	Lap Tm	S1 Tm	S2 Tm	S3 Tm	Lap	Time of Day	Lap Tm	S1 Tm	S2 Tm	S3 Tm
5	9:25:14.569	58.489	23.078	17.818	17.593	1	9:21:19.988	1:04.975	28.070	18.239	18.666
(16) Ryo HIROOKA						2	9:22:18.641	58.653	23.945	17.280	17.428
1	9:21:24.529	1:01.202	25.840	17.766	17.596	3	9:23:16.708	58.067	23.193	17.554	17.320
2	9:22:22.177	57.648	23.132	17.128	17.388	4	9:24:15.132	58.424	23.645	17.402	17.377
3	9:23:19.671	57.494	23.107	17.112	17.275	5	9:25:13.437	58.305	23.274	17.373	17.658
4	9:24:16.937	57.266	22.940	17.002	17.324	(60) Jan FILIP					
5	9:25:14.791	57.854	22.897	17.670	17.287	1	9:21:20.121	1:03.301	26.558	18.950	17.793
(66) Peter HUBER						2	9:22:19.047	58.926	24.044	17.345	17.537
1	9:21:26.694	1:04.416	27.363	18.844	18.209	3	9:23:17.115	58.068	23.311	17.500	17.257
2	9:22:26.155	59.461	24.616	17.335	17.510	4	9:24:15.530	58.415	23.886	17.058	17.471
3	9:23:23.983	57.828	23.320	17.144	17.364	5	9:25:13.895	58.365	23.212	17.917	17.236
4	9:24:21.321	57.338	23.002	17.072	17.264	(24) Jan-Erik MEIKUP					
5	9:25:18.941	57.620	22.952	17.181	17.487	1	9:21:20.677	1:02.661	26.218	18.605	17.838
(42) Berkay BESLER						2	9:22:19.256	58.579	23.771	17.397	17.411
1	9:21:14.382	1:01.612	25.747	18.100	17.765	3	9:23:29.749	1:10.493	23.242	29.035	18.216
2	9:22:13.736	59.354	24.113	17.823	17.418	4	9:24:28.079	58.330	23.588	17.329	17.413
3	9:23:11.953	58.217	23.680	17.308	17.229	5	9:25:26.354	58.275	23.269	17.543	17.463
4	9:24:09.298	57.345	23.039	17.027	17.279						
5	9:25:07.107	57.809	23.378	17.265	17.166						
(80) Marvin PIONKE											
1	9:21:20.446	1:03.055	26.484	18.713	17.858						
2	9:22:20.629	1:00.183	24.626	18.043	17.514						
3	9:23:18.056	57.427	23.107	17.114	17.206						
4	9:24:15.730	57.674	23.194	17.040	17.440						
5	9:25:14.092	58.362	23.199	17.828	17.335						
(22) Nils LAUB											
1	9:21:22.040	1:03.123	26.750	18.228	18.145						
2	9:22:21.582	59.542	23.739	18.054	17.749						
3	9:23:19.517	57.935	23.419	17.128	17.388						
4	9:24:18.437	58.920	24.231	17.334	17.355						
5	9:25:15.926	57.489	23.013	17.232	17.244						
(78) Jakub KADLCAK											
1	9:21:19.878	1:03.326	26.633	18.621	18.072						
2	9:22:18.049	58.171	23.710	17.213	17.248						
3	9:23:16.762	58.713	23.761	17.881	17.071						
4	9:24:14.350	57.588	23.375	16.989	17.224						
5	9:25:12.111	57.761	23.345	17.252	17.164						
(62) Bernard BRABOTEZ											
1	9:21:27.937	1:00.975	25.199	18.047	17.729						
2	9:22:26.497	58.560	23.542	17.361	17.657						
3	9:23:24.728	58.231	23.494	17.347	17.390						
4	9:24:22.526	57.798	23.185	17.200	17.413						
5	9:25:20.563	58.037	23.260	17.294	17.483						
(68) Vince HERSCIK											
1	9:21:21.235	1:01.500	25.795	17.928	17.777						
2	9:22:19.495	58.260	23.780	17.134	17.346						
3	9:23:17.384	57.889	23.442	17.242	17.205						
4	9:24:15.297	57.913	23.440	17.130	17.343						
5	9:25:14.154	58.857	23.035	17.248	18.574						
(6) Finn KOIJMAN											
1	9:21:19.806	1:01.695	25.655	18.272	17.768						
2	9:22:18.193	58.387	23.974	17.254	17.159						
3	9:23:16.510	58.317	23.562	17.448	17.307						
4	9:24:14.467	57.957	23.697	17.120	17.140						
5	9:25:13.645	59.178	23.434	17.789	17.955						
(30) Joel DEPTUCH											
1	9:21:16.845	1:02.623	26.726	18.022	17.875						
2	9:22:14.906	58.061	23.430	17.304	17.327						
3	9:23:13.173	58.267	23.277	17.675	17.315						
4	9:24:27.190	1:14.017	23.430	17.456	33.131						
5	9:25:26.786	59.596	24.008	17.575	18.013						
(56) Thomas SALVA											



Rotax Euro Challenge 2012 Genk / Belgium

Rotax Juniors

Genk / Belgium 1,360 Km

Warm up Odd Numbers

31.03.2012 09:30

Practice (5:00 Time) started at 9:30:00

Pos	No.	Name	Nat.	Chassis	Race Team	Laps	Best Tm	Diff	Gap In Lap	km/h
1	61	Josh WHITE	GBR	Tonykart	RL Racing Dept Ltd	5	56.546			5 86,584
2	35	Harry WEBB	GBR	Tonykart	Strawberry Racing	3	56.663	0.117	0.117	3 86,406
3	27	Dennis TIJS	NED	Tonykart	Torenvliet Motorsport	5	56.721	0.175	0.058	5 86,317
4	21	Connor HALL	GBR	Tonykart	Coles Racing	5	56.745	0.199	0.024	5 86,281
5	17	Ralf ARON	EST	Tonykart	Aix Racing	5	56.787	0.241	0.042	5 86,217
6	49	Max AITKEN	GBR	Formula K	Protrain Racing	5	56.808	0.262	0.021	5 86,185
7	83	Lukas WENIG	GER	TBA	Nintendo Team Scheider	5	56.831	0.285	0.023	5 86,150
8	7	Kaan ONDER	TUR	Alonso	Borusan Otomotiv M/Sport	5	56.864	0.318	0.033	5 86,100
9	33	Antoni PTAK	USA	Birel	Kalman Motorsport	5	56.879	0.333	0.015	5 86,077
10	43	Thor VIELAND CHRISTENSEN	DEN	Tonykart	RS Competition	5	56.886	0.340	0.007	4 86,067
11	37	Shayur HARPAL	RSA	Kosmic	Paul Carr Racing	5	56.977	0.431	0.091	5 85,929
12	79	Milan EVERS	BEL	Maranello	Maranello Kart	5	56.980	0.434	0.003	5 85,925
13	53	Guan Yu ZHOU	GBR	Tonykart	Strawberry Racing	5	57.052	0.506	0.072	3 85,816
14	67	William TAYLFORTH	GBR	Tonykart	Global Karting	5	57.058	0.512	0.006	4 85,807
15	69	Ryan ANDERTON	GBR	Tonykart	Coles Racing	5	57.061	0.515	0.003	4 85,803
16	81	Gaby WEYER	GBR	Intrepid	RL Racing Dept Ltd	5	57.092	0.546	0.031	5 85,756
17	19	Tobias HOLM	DEN	Kosmic	Star Karting	5	57.177	0.631	0.085	5 85,629
18	25	Jack BARTHOLOMEW	GBR	Zanardi	Coles Racing	5	57.208	0.662	0.031	4 85,582
19	51	Samu KYLMALA	FIN	Corsa	Prospeed Finland	5	57.216	0.670	0.008	5 85,570
20	55	Kristian THORSEN	DEN	Tonykart	RS Competition	5	57.223	0.677	0.007	4 85,560
21	9	Janneau ESMEIJER	NED	Intrepid	Team TKP	5	57.229	0.683	0.006	3 85,551
22	45	Sven VAN DER SLIK	NED	Intrepid	Team TKP	5	57.355	0.809	0.126	5 85,363
23	15	Lars LAMBORELLE	NED	Intrepid	Team TKP	4	57.391	0.845	0.036	4 85,310
24	77	Fazio FRANSSSEN	NED	Formula K	Formula K Europe	5	57.550	1.004	0.159	3 85,074
25	65	Emilien CARDE	FRA	Sodikart	Matec Competition	5	57.871	1.325	0.321	3 84,602
26	31	Netta PEKKALA	FIN	Corsa	Prospeed Finland Ltd	5	57.899	1.353	0.028	5 84,561
27	23	Remo RAHULA	EST	Intrepid	Talvar Racing	5	57.916	1.370	0.017	5 84,536
28	59	Julius COLLIANDER CELIK	SWE	Kosmic	Soda Kart	5	58.363	1.817	0.447	5 83,889
29	47	Ferruccio KINT	FRA	Kosmic	Team Sans Famille	5	58.431	1.885	0.068	4 83,791
30	29	Teodor MORIN	SWE	Kosmic	Soda Kart	5	58.463	1.917	0.032	3 83,745
31	63	Taavetti ALATALO	FIN	Dino	Team Taavetti Alatalo	5	58.470	1.924	0.007	3 83,735
32	57	Jonathan JUDEK	GER	Formula K	KM Racing	5	59.251	2.705	0.781	2 82,632



Rotax Euro Challenge 2012 Genk / Belgium

Rotax Juniors

Genk / Belgium 1,360 Km

Warm up Odd Numbers

31.03.2012 09:30

Practice (5:00 Time) started at 9:30:00

Lap	Time of Day	Lap Tm	S1 Tm	S2 Tm	S3 Tm
(61) Josh WHITE					
1	9:31:31.433	1:00.094	25.219	17.623	17.252
2	9:32:28.966	57.533	22.935	17.485	17.113
3	9:33:25.784	56.818	22.869	16.902	17.047
4	9:34:22.687	56.903	22.652	17.030	17.221
5	9:35:19.233	56.546	22.701	16.832	17.013
(35) Harry WEBB					
1	9:31:23.962	59.886	25.054	17.404	17.428
2	9:32:21.157	57.195	22.898	17.156	17.141
3	9:33:17.820	56.663	22.703	16.983	16.977
(27) Dennis TIJS					
1	9:31:30.138	1:00.450	25.368	17.622	17.460
2	9:32:28.187	58.049	23.766	17.109	17.174
3	9:33:25.065	56.878	22.921	16.874	17.083
4	9:34:22.127	57.062	22.777	17.192	17.093
5	9:35:18.848	56.721	22.735	16.813	17.173
(21) Connor HALL					
1	9:31:18.867	1:00.626	25.159	17.994	17.473
2	9:32:16.858	57.991	23.557	17.148	17.286
3	9:33:14.058	57.200	23.204	17.028	16.968
4	9:34:10.809	56.751	22.772	17.067	16.912
5	9:35:07.554	56.745	22.789	17.013	16.943
(17) Ralf ARON					
1	9:31:18.424	1:02.007	25.688	18.268	18.051
2	9:32:17.780	59.356	24.789	17.317	17.250
3	9:33:17.310	59.530	23.670	18.460	17.400
4	9:34:15.266	57.956	23.727	17.129	17.100
5	9:35:12.053	56.787	22.794	16.842	17.151
(49) Max AITKEN					
1	9:31:18.159	1:01.168	25.679	17.645	17.844
2	9:32:16.152	57.993	23.332	17.319	17.342
3	9:33:13.359	57.207	22.935	17.049	17.223
4	9:34:10.500	57.141	22.999	16.992	17.150
5	9:35:07.308	56.808	22.833	16.838	17.137
(83) Lukas WENIG					
1	9:31:24.480	1:00.957	25.714	17.828	17.415
2	9:32:21.959	57.479	23.132	17.161	17.186
3	9:33:19.337	57.378	23.135	17.104	17.139
4	9:34:17.477	58.140	23.217	17.442	17.481
5	9:35:14.308	56.831	22.816	16.946	17.069
(7) Kaan ONDER					
1	9:31:16.292	1:00.380	25.396	17.576	17.408
2	9:32:13.881	57.589	23.077	17.368	17.144
3	9:33:11.176	57.295	23.059	17.064	17.172
4	9:34:08.105	56.929	22.814	16.921	17.194
5	9:35:04.969	56.864	22.797	16.849	17.218
(33) Antoni PTAK					
1	9:31:21.700	1:01.449	26.040	17.837	17.572
2	9:32:19.707	58.007	23.467	17.122	17.418
3	9:33:17.486	57.779	23.100	17.479	17.200
4	9:34:15.610	58.124	23.715	17.259	17.150
5	9:35:12.489	56.879	22.730	16.929	17.220
(43) Thor VIELAND CHRISTENSEN					
1	9:31:15.670	1:00.909	25.469	17.795	17.645
2	9:32:13.528	57.858	23.333	17.206	17.319
3	9:33:11.462	57.934	23.480	17.261	17.193
4	9:34:08.348	56.886	22.833	16.956	17.097
5	9:35:05.271	56.923	22.751	16.969	17.203
(37) Shayur HARPAL					
1	9:31:19.108	1:01.089	25.797	17.741	17.551
2	9:32:17.328	58.220	23.862	17.122	17.236
3	9:33:15.205	57.877	23.922	16.910	17.045

Lap	Time of Day	Lap Tm	S1 Tm	S2 Tm	S3 Tm
4	9:34:12.341	57.136	22.720	17.212	17.204
5	9:35:09.318	56.977	22.801	17.165	17.011
(79) Milan EVERS					
1	9:31:17.027	1:01.297	25.900	17.787	17.610
2	9:32:14.999	57.972	23.417	17.160	17.395
3	9:33:12.956	57.957	23.168	17.512	17.277
4	9:34:10.062	57.106	23.020	16.922	17.164
5	9:35:07.042	56.980	22.870	16.928	17.182
(53) Guan Yu ZHOU					
1	9:31:26.790	1:00.913	25.294	17.884	17.735
2	9:32:24.124	57.334	23.020	17.045	17.269
3	9:33:21.176	57.052	22.801	16.966	17.285
4	9:34:18.400	57.224	22.895	16.979	17.350
5	9:35:15.638	57.238	22.971	17.158	17.109
(67) William TAYLFORTH					
1	9:31:21.273	1:02.266	25.537	18.734	17.995
2	9:32:19.027	57.754	23.406	17.139	17.209
3	9:33:17.122	58.095	23.003	17.787	17.305
4	9:34:14.180	57.058	22.988	16.930	17.140
5	9:35:11.589	57.409	22.824	17.074	17.511
(69) Ryan ANDERTON					
1	9:31:18.490	1:01.169	25.529	17.995	17.645
2	9:32:16.433	57.943	23.451	17.104	17.388
3	9:33:13.611	57.178	22.992	16.933	17.253
4	9:34:10.672	57.061	22.954	17.018	17.089
5	9:35:07.807	57.135	23.097	16.948	17.090
(81) Gaby WEYER					
1	9:31:28.513	1:02.247	25.821	18.601	17.825
2	9:32:26.437	57.924	23.425	17.248	17.251
3	9:33:23.911	57.474	22.991	17.180	17.303
4	9:34:21.269	57.358	22.978	17.110	17.270
5	9:35:18.361	57.092	22.964	16.964	17.164
(19) Tobias HOLM					
1	9:31:17.969	1:04.041	25.478	17.765	20.798
2	9:32:17.083	59.114	24.051	17.288	17.775
3	9:33:14.801	57.718	23.589	17.013	17.116
4	9:34:12.031	57.230	22.827	17.254	17.149
5	9:35:09.208	57.177	22.831	17.179	17.167
(25) Jack BARTHOLOMEW					
1	9:31:20.655	1:00.708	25.306	17.803	17.599
2	9:32:18.546	57.891	23.695	17.008	17.188
3	9:33:16.371	57.825	23.085	17.499	17.241
4	9:34:13.579	57.208	22.976	16.911	17.321
5	9:35:11.545	57.966	23.249	17.096	17.621
(51) Samu KYLMALA					
1	9:31:19.556	1:03.859	27.091	18.691	18.077
2	9:32:18.250	58.694	23.762	17.525	17.407
3	9:33:17.705	59.455	23.713	18.448	17.294
4	9:34:16.429	58.724	24.103	17.410	17.211
5	9:35:13.645	57.216	22.940	17.047	17.229
(55) Kristian THORSEN					
1	9:31:14.382	1:01.828	26.060	18.036	17.732
2	9:32:12.465	58.083	23.492	17.222	17.369
3	9:33:09.841	57.376	23.038	17.112	17.226
4	9:34:07.064	57.223	22.948	17.029	17.246
5	9:35:04.330	57.266	22.938	17.056	17.272
(9) Janneau ESMEIJER					
1	9:31:25.752	1:00.397	25.084	17.782	17.531
2	9:32:23.048	57.296	23.202	17.047	17.047
3	9:33:20.277	57.229	22.814	17.246	17.169
4	9:34:18.023	57.746	23.087	17.180	17.479
5	9:35:15.275	57.252	23.049	17.075	17.128

Timekeeping Ingrid and Meik Wagner:

Clerk of the course Nigel Edwards:

www.mylaps.com

Steward (Chairman) Olivier Steveny:

Chief Scrutineer Paul Klaassen:

Licensed to: Motorsport Events



Rotax Euro Challenge 2012 Genk / Belgium

Rotax Juniors

Genk / Belgium 1,360 Km

Warm up Odd Numbers

31.03.2012 09:30

Practice (5:00 Time) started at 9:30:00

Lap	Time of Day	Lap Tm	S1 Tm	S2 Tm	S3 Tm	Lap	Time of Day	Lap Tm	S1 Tm	S2 Tm	S3 Tm
(45) Sven VAN DER SLIK						4	9:34:17.450	1:00.073	24.364	17.931	17.778
1	9:31:12.746	1:00.910	25.495	17.747	17.668	5	9:35:17.732	1:00.282	23.866	18.805	17.611
2	9:32:10.979	58.233	23.568	17.262	17.403						
3	9:33:08.614	57.635	23.203	17.155	17.277						
4	9:34:06.213	57.599	23.213	17.075	17.311						
5	9:35:03.568	57.355	23.007	17.092	17.256						

(15) Lars LAMBORELLE					
1	9:31:20.765	1:01.518	25.630	18.068	17.820
2	9:32:18.332	57.567	23.399	17.021	17.147
3	9:33:16.229	57.897	23.217	17.486	17.194
4	9:34:13.620	57.391	23.026	17.197	17.168

(77) Fazio FRANSEN					
1	9:31:24.570	1:04.675	26.640	18.858	19.177
2	9:32:22.850	58.280	23.918	17.182	17.180
3	9:33:20.400	57.550	23.185	17.166	17.199
4	9:34:18.238	57.838	22.799	17.430	17.609
5	9:35:16.014	57.776	23.355	17.168	17.253

(65) Emilien CARDE					
1	9:31:22.197	1:03.221	26.709	18.389	18.123
2	9:32:20.401	58.204	23.625	17.295	17.284
3	9:33:18.272	57.871	23.118	17.255	17.498
4	9:34:17.729	59.457	23.782	17.827	17.848
5	9:35:15.919	58.190	23.262	17.474	17.454

(31) Netta PEKKALA					
1	9:31:22.812	1:03.206	26.766	18.382	18.058
2	9:32:21.932	59.120	23.696	17.868	17.556
3	9:33:20.730	58.798	23.595	17.428	17.775
4	9:34:20.879	1:00.149	24.300	18.274	17.575
5	9:35:18.778	57.899	23.246	17.389	17.264

(23) Remo RAHULA					
1	9:31:26.896	1:03.895	27.148	18.536	18.211
2	9:32:25.908	59.012	23.838	17.501	17.673
3	9:33:24.296	58.388	23.251	17.546	17.591
4	9:34:22.820	58.524	23.281	17.614	17.629
5	9:35:20.736	57.916	23.351	17.148	17.417

(59) Julius COLLIANDER CELIK					
1	9:31:14.899	1:02.182	25.573	18.588	18.021
2	9:32:14.476	59.577	24.028	17.914	17.635
3	9:33:13.567	59.091	23.479	17.870	17.742
4	9:34:13.072	59.505	23.842	18.173	17.490
5	9:35:11.435	58.363	23.109	17.430	17.824

(47) Ferruccio KINT					
1	9:31:29.677	1:06.890	28.309	19.942	18.639
2	9:32:30.016	1:00.339	24.152	18.373	17.814
3	9:33:28.874	58.858	23.741	17.457	17.660
4	9:34:27.305	58.431	23.366	17.491	17.574
5	9:35:25.779	58.474	23.531	17.363	17.580

(29) Teodor MORIN					
1	9:31:15.756	1:02.330	26.290	17.992	18.048
2	9:32:14.597	58.841	23.684	17.534	17.623
3	9:33:13.060	58.463	23.425	17.559	17.479
4	9:34:31.469	1:18.409	23.052	17.043	38.314
5	9:35:30.131	58.662	24.123	17.140	17.399

(63) Taavetti ALATALO					
1	9:31:21.501	1:03.314	26.905	18.510	17.899
2	9:32:20.225	58.724	24.075	17.300	17.349
3	9:33:18.695	58.470	23.545	17.558	17.367
4	9:34:18.115	59.420	23.475	17.940	18.005
5	9:35:17.066	58.951	23.718	17.908	17.325

(57) Jonathan JUDEK					
1	9:31:17.530	1:02.287	26.305	18.177	17.805
2	9:32:16.781	59.251	23.776	17.666	17.809
3	9:33:17.377	1:00.596	24.596	18.240	17.760

Timekeeping Ingrid and Meik Wagner:

Clerk of the course Nigel Edwards:

www.mylaps.com

Steward (Chairman) Olivier Steveny:

Chief Scrutineer Paul Klaassen:

Licensed to: Motorsport Events



Rotax Euro Challenge 2012 Genk / Belgium

Rotax Juniors

Genk / Belgium 1,360 Km

RACE 3 Qualifying Heat 1 A-B

31.03.2012 10:50

Race (8 Laps) started at 10:54:26

Pos	No.	Name	Nat.	Chassis	Race Team	Laps	Total Tm	Diff	Best Tm	In Lap	km/h	Points
1	35	Harry WEBB	GBR	Tonykart	Strawberry Racing	8	7:38.125		56.803	7	86,193	0
2	74	Jai NIJJAR	GBR	Tonykart	Global Karting	8	7:39.920	1.795	56.892	7	86,058	2
3	9	Janneau ESMEIJER	NED	Intrepid	Team TKP	8	7:40.132	2.007	56.784	7	86,221	3
4	77	Fazio FRANSSEN	NED	Formula K	Formula K Europe	8	7:41.635	3.510	56.827	6	86,156	4
5	61	Josh WHITE	GBR	Tonykart	RL Racing Dept Ltd	8	7:42.098	3.973	56.887	6	86,065	5
6	84	Patrik PASTOROK	SVK	Birel	Kalman Motorsport	8	7:42.646	4.521	57.090	5	85,759	6
7	27	Dennis TIJS	NED	Tonykart	Torenvliet Motorsport	8	7:42.719	4.594	56.889	6	86,062	7
8	82	Josh PRICE	GBR	Intrepid	RL Racing Dept Ltd	8	7:44.166	6.041	57.067	5	85,794	8
9	20	Nico MULLER	GER	DR	VPDR	8	7:45.191	7.066	57.039	7	85,836	9
10	50	Lennert VAN BOGAERT	BEL	Maranello	EGP	8	7:46.028	7.903	56.920	6	86,015	10
11	37	Shayur HARPAL	RSA	Kosmic	Paul Carr Racing	8	7:46.554	8.429	57.062	6	85,801	11
12	40	Jan JONCK	DEN	Tonykart	RS Competition	8	7:47.159	9.034	56.861	7	86,105	12
13	64	Momo OKUDA	JPN	DR	VPDR	8	7:47.330	9.205	57.013	6	85,875	13
14	43	Thor VIELAND CHRISTENS	DEN	Tonykart	RS Competition	8	7:47.424	9.299	57.120	5	85,714	14
15	21	Connor HALL	GBR	Tonykart	Coles Racing	8	7:48.153	10.028	56.851	7	86,120	15
16	25	Jack BARTHOLOMEW	GBR	Zanardi	Coles Racing	8	7:49.324	11.199	56.945	8	85,978	16
17	55	Kristian THORSEN	DEN	Tonykart	RS Competition	8	7:49.504	11.379	57.423	4	85,262	17
18	7	Kaan ONDER	TUR	Alonso	Borusan Otomotiv M/Sport	8	7:49.749	11.624	57.075	7	85,782	18
19	24	Jan-Erik MEIKUP	EST	Tonykart	Aix Racing	8	7:50.180	12.055	57.493	5	85,158	19
20	33	Antoni PTAK	USA	Birel	Kalman Motorsport	8	7:50.517	12.392	57.150	5	85,669	20
21	67	William TAYLFORTH	GBR	Tonykart	Global Karting	8	7:50.766	12.641	57.142	5	85,681	21
22	69	Ryan ANDERTON	GBR	Tonykart	Coles Racing	8	7:58.303	20.178	56.920	5	86,015	22
23	42	Berkay BESLER	TUR	Tonykart	DNR Racing/Bouvin Power	8	8:02.965	24.840	57.198	8	85,597	23
24	81	Gaby WEYER	GBR	Intrepid	RL Racing Dept Ltd	8	8:03.818	25.693	57.002	8	85,892	24
25	22	Nils LAUB	GER	Intrepid	Team TKP	8	8:04.739	26.614	57.409	8	85,283	25
26	30	Joel DEPTUCH	POL	Praga	Uniq Racing	8	8:04.962	26.837	57.297	6	85,449	26
27	66	Peter HUBER	AUT	Birel	Kalman Motorsport	8	8:07.259	29.134	59.165	6	82,752	27
28	44	Ameer HASSAN	UAE	Fomula K	Formula K Europe	6	5:59.899	2 Laps	57.356	6	85,362	28
29	79	Milan EVERS	BEL	Maranello	Maranello Kart		0.900	8 Laps		0	-	29
30	31	Netta PEKKALA	FIN	Corsa	Prospeed Finland Ltd		1.394	8 Laps		0	-	30
31	62	Bernard BRABOTEZ	BEL	Zanardi			1.580	8 Laps		0	-	31
32	59	Julius COLLIANDER CELIK	SWE	Kosmic	Soda Kart		1.764	8 Laps		0	-	32
33	29	Teodor MORIN	SWE	Kosmic	Soda Kart		2.016	8 Laps		0	-	33
34	63	Taavetti ALATALO	FIN	Dino	Team Taavetti Alatalo					0	-	34

Announcements

These results are provisional until the conclusion of any judicial and technical matters

Started: 34 Classified: 34 Not classified: 0

Margin of Victory	Ø km/h	Best Lap Tm	km/h	Best Lap by
1.795	85,496	56.784	86,221	9 - Janneau ESMEIJER

Official Timing www.camp-company.de / www.motorsport-events.se

Orbits

Timekeeping Ingrid and Meik Wagner:

Clerk of the course Nigel Edwards:

www.mylaps.com

Steward (Chairman) Olivier Steveny:

Chief Scrutineer Paul Klaassen:

Licensed to: Motorsport Events

Printed: 31.03.2012 11:06:16

posted at:

h



Rotax Euro Challenge 2012 Genk / Belgium

Rotax Juniors

Genk / Belgium 1,360 Km

RACE 3 Qualifying Heat 1 A-B

31.03.2012 10:50

Race (8 Laps) started at 10:54:26

Lap	Time of Day	Lap Tm	S1 Tm	S2 Tm	S3 Tm	Lap	Time of Day	Lap Tm	S1 Tm	S2 Tm	S3 Tm						
(35) Harry WEBB																	
1	10:55:24.872	58.724	24.118	17.265	17.341	2	10:56:27.206	58.838	23.733	17.810	17.295						
2	10:56:22.630	57.758	23.307	17.144	17.307	3	10:57:24.616	57.410	23.118	16.989	17.303						
3	10:57:19.789	57.159	22.966	17.015	17.178	4	10:58:21.849	57.233	23.076	16.984	17.173						
4	10:58:16.829	57.040	22.882	16.947	17.211	5	10:59:18.916	57.067	22.994	17.009	17.064						
5	10:59:13.742	56.913	22.816	16.947	17.150	6	11:00:16.006	57.090	23.030	16.909	17.151						
6	11:00:10.652	56.910	22.825	16.977	17.108	7	11:01:13.183	57.177	22.972	17.057	17.148						
7	11:01:07.455	56.803	22.786	16.936	17.081	8	11:02:10.314	57.131	22.991	16.969	17.171						
8	11:02:04.273	56.818	22.787	16.927	17.104	(20) Nico MULLER											
(20) Nico MULLER																	
1	10:55:28.433	1:00.992	26.335	17.235	17.422	2	10:56:27.746	59.313	23.751	17.817	17.745						
2	10:56:27.746	59.313	23.751	17.817	17.745	3	10:57:25.600	57.854	23.571	17.079	17.204						
3	10:57:25.600	57.854	23.571	17.079	17.204	4	10:58:22.960	57.360	23.055	17.075	17.230						
4	10:58:22.960	57.360	23.055	17.075	17.230	5	10:59:20.061	57.101	22.898	17.043	17.160						
5	10:59:20.061	57.101	22.898	17.043	17.160	6	11:00:17.112	57.051	22.986	16.908	17.157						
6	11:00:17.112	57.051	22.986	16.908	17.157	7	11:01:14.151	57.039	22.893	16.971	17.175						
7	11:01:14.151	57.039	22.893	16.971	17.175	8	11:02:11.339	57.188	22.974	17.024	17.190						
8	11:02:11.339	57.188	22.974	17.024	17.190	(50) Lennert VAN BOGAERT											
(50) Lennert VAN BOGAERT																	
1	10:55:28.600	1:02.003	25.533	17.946	18.524	2	10:56:27.986	59.386	24.096	17.876	17.414						
2	10:56:27.986	59.386	24.096	17.876	17.414	3	10:57:26.196	58.210	23.846	17.149	17.215						
3	10:57:26.196	58.210	23.846	17.149	17.215	4	10:58:23.574	57.378	23.165	17.012	17.201						
4	10:58:23.574	57.378	23.165	17.012	17.201	5	10:59:20.668	57.094	22.958	16.977	17.159						
5	10:59:20.668	57.094	22.958	16.977	17.159	6	11:00:17.588	56.920	22.918	16.885	17.117						
6	11:00:17.588	56.920	22.918	16.885	17.117	7	11:01:15.111	57.523	23.109	17.338	17.076						
7	11:01:15.111	57.523	23.109	17.338	17.076	8	11:02:12.176	57.065	22.989	16.939	17.137						
8	11:02:12.176	57.065	22.989	16.939	17.137	(37) Shayur HARPAL											
(37) Shayur HARPAL																	
1	10:55:29.034	1:02.309	27.367	17.537	17.405	2	10:56:27.853	58.819	23.408	17.665	17.746						
2	10:56:27.853	58.819	23.408	17.665	17.746	3	10:57:25.337	57.484	23.108	17.080	17.296						
3	10:57:25.337	57.484	23.108	17.080	17.296	4	10:58:22.652	57.315	23.090	17.018	17.207						
4	10:58:22.652	57.315	23.090	17.018	17.207	5	10:59:19.881	57.229	22.926	17.053	17.250						
5	10:59:19.881	57.229	22.926	17.053	17.250	6	11:00:16.943	57.062	22.928	16.953	17.181						
6	11:00:16.943	57.062	22.928	16.953	17.181	7	11:01:15.405	58.462	23.605	17.613	17.244						
7	11:01:15.405	58.462	23.605	17.613	17.244	8	11:02:12.702	57.297	23.053	17.040	17.204						
8	11:02:12.702	57.297	23.053	17.040	17.204	(40) Jan JONCK											
(40) Jan JONCK																	
1	10:55:31.002	1:04.305	29.199	17.720	17.386	2	10:56:29.708	58.706	23.306	17.382	18.018						
2	10:56:29.708	58.706	23.306	17.382	18.018	3	10:57:27.830	58.122	23.776	17.014	17.332						
3	10:57:27.830	58.122	23.776	17.014	17.332	4	10:58:25.093	57.263	22.986	17.154	17.123						
4	10:58:25.093	57.263	22.986	17.154	17.123	5	10:59:21.989	56.896	22.772	16.925	17.199						
5	10:59:21.989	56.896	22.772	16.925	17.199	6	11:00:18.999	57.010	23.059	16.870	17.081						
6	11:00:18.999	57.010	23.059	16.870	17.081	7	11:01:15.860	56.861	22.861	16.886	17.114						
7	11:01:15.860	56.861	22.861	16.886	17.114	8	11:02:13.307	57.447	23.081	16.933	17.433						
8	11:02:13.307	57.447	23.081	16.933	17.433	(64) Momo OKUDA											
(64) Momo OKUDA																	
1	10:55:29.581	1:01.942	26.573	17.832	17.537	2	10:56:28.276	58.695	23.251	18.040	17.404						
2	10:56:28.276	58.695	23.251	18.040	17.404	3	10:57:25.793	57.517	23.205	17.052	17.260						
3	10:57:25.793	57.517	23.205	17.052	17.260	4	10:58:23.158	57.365	23.066	17.034	17.265						
4	10:58:23.158	57.365	23.066	17.034	17.265	5	10:59:20.314	57.156	22.972	16.988	17.196						
5	10:59:20.314	57.156	22.972	16.988	17.196	6	11:00:17.327	57.013	22.906	16.920	17.187						
6	11:00:17.327	57.013	22.906	16.920	17.187	7	11:01:14.902	57.575	23.144	17.170	17.261						
7	11:01:14.902	57.575	23.144	17.170	17.261	8	11:02:13.478	58.576	23.682	17.173	17.721						
8	11:02:13.478	58.576	23.682	17.173	17.721	(43) Thor VIELAND CHRISTENSEN											
(43) Thor VIELAND CHRISTENSEN																	
1	10:55:30.886	1:03.460	28.472	17.434	17.554	2	10:56:28.773	57.887	23.098	17.257	17.532						
2	10:56:28.773	57.887	23.098	17.257	17.532	3	10:57:26.792	58.019	23.265	17.421	17.333						
3	10:57:26.792	58.019	23.265	17.421	17.333	4	10:58:24.028	57.236	23.034	17.014	17.188						
4	10:58:24.028	57.236	23.034	17.014	17.188	5	10:59:21.148	57.120	22.928	17.015	17.177						
5	10:59:21.148	57.120	22.928	17.015	17.177	6	11:00:18.492	57.344	22.977	17.040	17.327						
6	11:00:18.492	57.344	22.977	17.040	17.327	7	11:01:15.691	57.199	22.969	17.038	17.192						
7	11:01:15.691	57.199	22.969	17.038	17.192	8	11:02:13.572	57.881	23.613	17.049	17.219						
8	11:02:13.572	57.881	23.613	17.049	17.219	(21) Connor HALL											
(21) Connor HALL																	
1	10:55:32.468	1:05.484	30.990	17.223	17.271	2	10:56:29.831	57.363	23.064	17.106	17.193						
2	10:56:29.831	57.363	23.064	17.106	17.193	3	10:57:29.171	59.340	24.458	17.739	17.143						
3	10:57:29.171	59.340	24.458	17.739	17.143	4	10:58:26.308	57.137	22.914	17.092	17.131						
4	10:58:26.308	57.137	22.914	17.092	17.131	(82) Josh PRICE											
(82) Josh PRICE																	
1	10:55:28.368	1:01.735	26.189	17.697	17.849												



Rotax Euro Challenge 2012 Genk / Belgium

Rotax Juniors

Genk / Belgium 1,360 Km

RACE 3 Qualifying Heat 1 A-B

31.03.2012 10:50

Race (8 Laps) started at 10:54:26

Lap	Time of Day	Lap Tm	S1 Tm	S2 Tm	S3 Tm	Lap	Time of Day	Lap Tm	S1 Tm	S2 Tm	S3 Tm
5	10:59:23.237	56.929	22.811	17.030	17.088	8	11:02:24.451	57.852	23.260	17.167	17.425
6	11:00:20.593	57.356	22.831	17.334	17.191	(42) Berkey BESLER					
7	11:01:17.444	56.851	22.838	16.910	17.103	1	10:55:46.467	1:19.298	44.228	17.641	17.429
8	11:02:14.301	56.857	22.887	16.962	17.008	2	10:56:44.655	58.188	23.223	17.634	17.331
(25) Jack BARTHOLOMEW						3	10:57:42.476	57.821	23.369	17.114	17.338
1	10:55:34.217	1:07.400	32.291	17.613	17.496	4	10:58:39.842	57.366	23.018	17.038	17.310
2	10:56:32.004	57.787	23.297	17.181	17.309	5	10:59:37.198	57.356	23.016	16.992	17.348
3	10:57:29.524	57.520	23.126	17.212	17.182	6	11:00:34.483	57.285	22.986	17.084	17.215
4	10:58:26.572	57.048	22.938	17.008	17.102	7	11:01:31.915	57.432	23.042	17.116	17.274
5	10:59:23.544	56.972	22.808	17.009	17.155	8	11:02:29.113	57.198	23.003	16.983	17.212
6	11:00:21.366	57.822	23.060	17.204	17.558	(81) Gaby WEYER					
7	11:01:18.527	57.161	22.974	16.980	17.207	1	10:55:46.299	1:19.085	44.048	17.518	17.519
8	11:02:15.472	56.945	22.916	16.927	17.102	2	10:56:44.395	58.096	23.463	17.320	17.313
(55) Kristian THORSEN						3	10:57:42.782	58.387	23.831	17.267	17.289
1	10:55:30.062	1:03.263	27.899	17.815	17.549	4	10:58:40.143	57.361	22.947	17.112	17.302
2	10:56:28.495	58.433	23.179	17.750	17.504	5	10:59:38.022	57.879	23.132	17.416	17.331
3	10:57:27.007	58.512	23.439	17.619	17.454	6	11:00:35.429	57.407	23.026	17.075	17.306
4	10:58:24.430	57.423	23.075	17.073	17.275	7	11:01:32.964	57.535	23.283	16.967	17.285
5	10:59:21.950	57.520	22.887	17.075	17.558	8	11:02:29.966	57.002	22.854	16.954	17.194
6	11:00:20.472	58.522	23.691	17.548	17.283	(22) Nils LAUB					
7	11:01:18.227	57.755	23.346	17.050	17.359	1	10:55:45.412	1:17.564	42.364	17.569	17.631
8	11:02:15.652	57.425	22.950	17.070	17.405	2	10:56:43.679	58.267	23.570	17.250	17.447
(7) Kaan ONDER						3	10:57:41.838	58.159	23.421	17.284	17.454
1	10:55:32.307	1:05.869	31.081	17.336	17.452	4	10:58:39.748	57.910	23.381	17.157	17.372
2	10:56:30.225	57.918	23.437	17.157	17.324	5	10:59:37.696	57.948	23.397	17.290	17.261
3	10:57:29.872	59.647	23.662	18.568	17.417	6	11:00:35.271	57.575	23.092	17.044	17.439
4	10:58:27.259	57.387	23.074	17.008	17.305	7	11:01:33.478	58.207	23.573	17.137	17.497
5	10:59:24.581	57.322	23.010	17.092	17.220	8	11:02:30.887	57.409	23.000	17.061	17.348
6	11:00:21.683	57.102	22.967	16.938	17.197	(30) Joel DEPTUCH					
7	11:01:18.758	57.075	22.884	17.002	17.189	1	10:55:47.282	1:19.965	44.742	17.640	17.583
8	11:02:15.897	57.139	23.009	16.982	17.148	2	10:56:45.082	57.800	23.269	17.172	17.359
(24) Jan-Erik MEIKUP						3	10:57:43.081	57.999	23.269	17.419	17.311
1	10:55:29.340	1:01.700	26.529	17.591	17.580	4	10:58:40.552	57.471	23.002	17.169	17.300
2	10:56:29.204	59.864	23.388	18.472	18.004	5	10:59:38.349	57.797	22.971	17.501	17.325
3	10:57:27.519	58.315	23.462	17.406	17.447	6	11:00:35.646	57.297	22.991	17.039	17.267
4	10:58:25.448	57.929	23.066	17.559	17.304	7	11:01:33.713	58.067	23.349	17.313	17.405
5	10:59:22.941	57.493	22.937	17.266	17.290	8	11:02:31.110	57.397	23.037	17.092	17.268
6	11:00:20.940	57.999	22.858	17.671	17.470	(66) Peter HUBER					
7	11:01:18.599	57.659	23.069	17.168	17.422	1	10:55:36.547	1:09.468	32.469	18.659	18.340
8	11:02:16.328	57.729	23.320	17.121	17.288	2	10:56:36.685	1:00.138	24.315	17.870	17.953
(33) Antoni PTAK						3	10:57:36.411	59.726	24.091	17.769	17.866
1	10:55:30.408	1:02.880	27.950	17.480	17.450	4	10:58:35.757	59.346	23.979	17.570	17.797
2	10:56:29.282	58.874	23.327	17.653	17.894	5	10:59:35.031	59.274	23.914	17.654	17.706
3	10:57:27.283	58.001	23.143	17.535	17.323	6	11:00:34.196	59.165	23.923	17.499	17.743
4	10:58:24.637	57.354	23.000	17.074	17.280	7	11:01:33.641	59.445	23.953	17.511	17.981
5	10:59:21.787	57.150	22.968	16.999	17.183	8	11:02:33.407	59.766	24.124	17.801	17.841
6	11:00:21.560	59.773	23.427	18.151	18.195	(44) Ameer HASSAN					
7	11:01:19.314	57.754	23.338	17.148	17.268	1	10:55:37.706	1:10.450	35.200	17.632	17.618
8	11:02:16.665	57.351	23.170	16.941	17.240	2	10:56:35.581	57.875	23.237	17.213	17.425
(67) William TAYLFORTH						3	10:57:33.458	57.877	23.239	17.195	17.443
1	10:55:30.637	1:03.286	27.920	17.637	17.729	4	10:58:31.069	57.611	23.172	17.085	17.354
2	10:56:29.499	58.862	23.819	17.284	17.759	5	10:59:28.691	57.622	23.159	17.165	17.298
3	10:57:28.243	58.744	24.203	17.214	17.327	6	11:00:26.047	57.356	23.060	16.980	17.316
4	10:58:25.976	57.733	23.296	17.239	17.198	(69) Ryan ANDERTON					
5	10:59:23.118	57.142	22.959	16.955	17.228	1	10:55:33.068	1:06.118	31.518	17.193	17.407
6	11:00:22.454	59.336	23.245	18.626	17.465	2	10:56:30.549	57.481	23.093	17.106	17.282
7	11:01:19.603	57.149	23.053	16.987	17.109	3	10:57:28.657	58.108	23.436	17.462	17.210
8	11:02:16.914	57.311	23.044	17.059	17.208	4	10:58:25.719	57.062	22.930	16.981	17.151
(69) Ryan ANDERTON						5	10:59:22.639	56.920	22.807	17.013	17.100
1	10:55:33.068	1:06.118	31.518	17.193	17.407	6	11:00:27.912	1:05.273	22.885	24.028	18.360
2	10:56:30.549	57.481	23.093	17.106	17.282	7	11:01:26.599	58.687	23.799	17.400	17.488
3	10:57:28.657	58.108	23.436	17.462	17.210						
4	10:58:25.719	57.062	22.930	16.981	17.151						
5	10:59:22.639	56.920	22.807	17.013	17.100						
6	11:00:27.912	1:05.273	22.885	24.028	18.360						
7	11:01:26.599	58.687	23.799	17.400	17.488						



Rotax Euro Challenge 2012 Genk / Belgium

Rotax Juniors

Genk / Belgium 1,360 Km

RACE 4 Qualifying Heat 2 C-D

31.03.2012 11:10

Race (8 Laps) started at 11:14:35

Pos	No.	Name	Nat.	Chassis	Race Team	Laps	Total Tm	Diff	Best Tm	In Lap	km/h	Points
1	98	Sam SCHIPPERS	NED	Intrepid	Team TKP	8	7:38.217		56.711	6	86,332	0
2	54	Jay GOODWIN	GBR	Tonykart	Strawberry Racing	8	7:38.729	0.512	56.643	6	86,436	2
3	38	Cem BOLUKBASI	TUR	Kosmic	Paul Carr Racing	8	7:39.902	1.685	56.859	6	86,108	3
4	70	Max TIMMERMANS	BEL	Formula K	Formula K Europe	8	7:41.143	2.926	56.946	7	85,976	4
5	36	Henrique BAPTISTA	POR	Kosmic	Paul Carr Racing	8	7:41.647	3.430	56.653	7	86,421	5
6	17	Ralf ARON	EST	Tonykart	Aix Racing	8	7:42.044	3.827	56.961	5	85,954	6
7	15	Lars LAMBORELLE	NED	Intrepid	Team TKP	8	7:44.384	6.167	56.686	6	86,371	7
8	6	Finn KOIJMAN	NED	Zanardi	Kartsupport	8	7:44.747	6.530	56.902	6	86,043	8
9	76	David WOODER	GBR	Alonso	Dan Holland Racing	8	7:44.968	6.751	56.928	5	86,003	9
10	60	Jan FILIP	CZE	Maranello	OK Kart	8	7:45.370	7.153	56.753	6	86,269	10
11	45	Sven VAN DER SLIK	NED	Intrepid	Team TKP	8	7:45.879	7.662	57.243	6	85,530	11
12	26	Jessica BACKMAN	SWE	Tonykart	Strawberry Racing	8	7:45.998	7.781	56.777	5	86,232	12
13	28	Shanaka CLAY	SRI	Tonykart	TBA	8	7:46.205	7.988	56.998	5	85,898	13
14	58	Robin BUIJS	NED	Praga	Brand Racing	8	7:46.534	8.317	57.015	8	85,872	14
15	51	Samu KYLMALA	FIN	Corsa	Prospeed Finland	8	7:46.764	8.547	56.773	5	86,238	15
16	78	Jakub KADLCAK	CZE	Tonykart	Gregor Racing	8	7:47.039	8.822	56.903	7	86,041	16
17	16	Ryo HIROOKA	JPN	DR	VPDR	8	7:47.363	9.146	56.859	7	86,108	17
18	19	Tobias HOLM	DEN	Kosmic	Star Karting	8	7:48.339	10.122	56.828	7	86,155	18
19	49	Max AITKEN	GBR	Formula K	Protrain Racing	8	7:48.645	10.428	56.710	8	86,334	19
20	83	Lukas WENIG	GER	TBA	Nintendo Team Scheider	8	7:49.519	11.302	56.896	7	86,052	20
21	68	Vince HERSCIK	HUN	Birel	Kalman Motorsport	8	7:51.373	13.156	57.232	7	85,547	21
22	80	Marvin PIONKE	GER	Kosmic	RS Competition	8	7:54.380	16.163	57.652	8	84,923	22
23	18	Thomas PREINING	AUT	Formula K	Formula K Europe	8	7:54.639	16.422	57.388	8	85,314	23
24	56	Thomas SALVA	CZE	MS Kart	MS Kart Racing Team	8	7:55.305	17.088	57.357	4	85,360	24
25	65	Emilien CARDE	FRA	Sodikart	Matec Competition	8	7:55.598	17.381	57.537	8	85,093	25
26	23	Remo RAHULA	EST	Intrepid	Talvar Racing	8	7:55.890	17.673	57.634	3	84,950	26
27	57	Jonathan JUDEK	GER	Formula K	KM Racing	8	7:57.606	19.389	57.816	8	84,682	27
28	47	Ferruccio KINT	FRA	Kosmic	Team Sans Famille	8	7:58.333	20.116	57.965	7	84,465	28
29	34	Pepijn STEEMAN	NED	Gillard	DFK	8	7:59.747	21.530	57.229	7	85,551	29
30	53	Guan Yu ZHOU	GBR	Tonykart	Strawberry Racing	8	8:06.959	28.742	57.282	2	85,472	30
31	48	Frida GRANDIN	SWE	Kosmic	Soda Kart		1.253	8 Laps		0	-	31
32	52	Boris KOLFF	NED	Intrepid	Team TKP		1.573	8 Laps		0	-	32

Announcements

These results are provisional until the conclusion of any judicial and technical matters

Started: 32 Classified: 32 Not classified: 0

No 15 warning board

Margin of Victory	Ø km/h	Best Lap Tm	km/h	Best Lap by
0.512	85,479	56.643	86,436	54 - Jay GOODWIN

Official Timing www.camp-company.de / www.motorsport-events.se

Orbits

Timekeeping Ingrid and Meik Wagner:

Clerk of the course Nigel Edwards:

www.mylaps.com

Steward (Chairman) Olivier Steveny:

Chief Scrutineer Paul Klaassen:

Licensed to: Motorsport Events

Printed: 31.03.2012 11:25:35

posted at:

h



Rotax Euro Challenge 2012 Genk / Belgium

Rotax Juniors

Genk / Belgium 1,360 Km

RACE 4 Qualifying Heat 2 C-D

31.03.2012 11:10

Race (8 Laps) started at 11:14:35

Lap	Time of Day	Lap Tm	S1 Tm	S2 Tm	S3 Tm	Lap	Time of Day	Lap Tm	S1 Tm	S2 Tm	S3 Tm
(98) Sam SCHIPPERS											
1	11:15:34.768	58.904	24.490	17.114	17.300	2	11:16:34.439	57.744	23.399	17.091	17.254
2	11:16:32.429	57.661	23.215	17.149	17.297	3	11:17:32.472	58.033	23.018	17.305	17.710
3	11:17:29.598	57.169	23.083	16.934	17.152	4	11:18:30.217	57.745	23.528	16.969	17.248
4	11:18:26.576	56.978	22.993	16.846	17.139	5	11:19:27.596	57.379	23.221	16.974	17.184
5	11:19:23.502	56.926	22.893	16.932	17.101	6	11:20:24.498	56.902	22.781	16.846	17.275
6	11:20:20.213	56.711	22.799	16.849	17.063	7	11:21:22.606	58.108	23.086	17.472	17.550
7	11:21:17.117	56.904	22.819	16.871	17.214	8	11:22:20.611	58.005	23.776	17.037	17.192
8	11:22:14.081	56.964	22.913	16.913	17.138	(76) David WOODER					
						1	11:15:37.394	1:01.078	26.067	17.568	17.443
						2	11:16:34.847	57.453	22.942	17.190	17.321
						3	11:17:32.534	57.687	22.898	17.086	17.703
						4	11:18:30.040	57.506	23.210	17.078	17.218
						5	11:19:26.968	56.928	22.684	17.028	17.216
						6	11:20:24.562	57.594	23.117	16.993	17.484
						7	11:21:23.064	58.502	23.089	17.475	17.938
						8	11:22:20.832	57.768	23.576	16.980	17.212
(54) Jay GOODWIN											
1	11:15:35.965	1:00.026	25.343	17.425	17.258						
2	11:16:33.449	57.484	23.042	17.254	17.188						
3	11:17:30.554	57.105	23.030	16.990	17.085						
4	11:18:27.567	57.013	22.956	16.956	17.101						
5	11:19:24.259	56.692	22.800	16.911	16.981						
6	11:20:20.902	56.643	22.782	16.833	17.028						
7	11:21:17.705	56.803	22.763	16.897	17.143						
8	11:22:14.593	56.888	22.868	16.939	17.081						
(38) Cem BOLUKBASI											
1	11:15:35.524	59.499	24.859	17.348	17.292						
2	11:16:33.577	58.053	23.233	17.581	17.239						
3	11:17:31.002	57.425	23.257	17.080	17.088						
4	11:18:27.961	56.959	22.880	16.957	17.122						
5	11:19:24.864	56.903	22.746	17.086	17.071						
6	11:20:21.723	56.859	22.718	16.987	17.154						
7	11:21:18.659	56.936	22.872	16.960	17.104						
8	11:22:15.766	57.107	22.927	17.051	17.129						
(70) Max TIMMERMANS											
1	11:15:36.905	1:00.689	25.890	17.473	17.326						
2	11:16:34.238	57.333	22.993	17.135	17.205						
3	11:17:31.879	57.641	22.850	17.560	17.231						
4	11:18:28.946	57.067	22.865	16.984	17.218						
5	11:19:25.964	57.018	22.907	16.936	17.175						
6	11:20:22.936	56.972	22.819	16.982	17.171						
7	11:21:19.882	56.946	22.832	16.915	17.199						
8	11:22:17.007	57.125	22.923	16.983	17.219						
(45) Sven VAN DER SLIK											
1	11:15:38.378	1:01.799	26.061	18.304	17.434						
2	11:16:36.543	58.165	23.310	17.243	17.612						
3	11:17:33.981	57.438	22.987	17.124	17.327						
4	11:18:31.948	57.967	23.740	17.038	17.189						
5	11:19:29.409	57.461	22.961	17.237	17.263						
6	11:20:26.652	57.243	22.854	17.152	17.237						
7	11:21:24.055	57.403	23.106	17.092	17.205						
8	11:22:21.743	57.688	23.092	17.362	17.234						
(26) Jessica BACKMAN											
1	11:15:39.762	1:03.323	26.607	19.071	17.645						
2	11:16:38.750	58.988	23.714	17.935	17.339						
3	11:17:36.207	57.457	23.362	17.029	17.066						
4	11:18:33.042	56.835	22.795	16.850	17.190						
5	11:19:29.819	56.777	22.784	16.927	17.066						
6	11:20:26.763	56.944	22.724	17.006	17.214						
7	11:21:23.614	56.851	22.794	16.977	17.080						
8	11:22:21.862	58.248	23.545	17.448	17.255						
(28) Shanaka CLAY											
1	11:15:40.319	1:03.615	26.886	18.777	17.952						
2	11:16:38.404	58.085	23.231	17.368	17.486						
3	11:17:35.988	57.584	23.123	17.153	17.308						
4	11:18:33.557	57.569	23.309	17.028	17.232						
5	11:19:30.555	56.998	22.873	16.959	17.166						
6	11:20:27.913	57.358	22.906	16.975	17.477						
7	11:21:24.921	57.008	22.864	16.938	17.206						
8	11:22:22.069	57.148	22.820	17.108	17.220						
(58) Robin BUIJS											
1	11:15:39.956	1:03.108	26.661	18.782	17.665						
2	11:16:38.016	58.060	23.369	17.171	17.520						
3	11:17:35.585	57.569	23.099	17.127	17.343						
4	11:18:32.919	57.334	22.994	17.068	17.272						
5	11:19:30.376	57.457	23.230	17.001	17.226						
6	11:20:28.189	57.813	22.935	17.037	17.841						
7	11:21:25.383	57.194	23.086	16.936	17.172						
8	11:22:22.398	57.015	22.909	16.995	17.111						
(51) Samu KYLMALA											
1	11:15:41.565	1:04.671	27.251	19.354	18.066						
2	11:16:39.670	58.105	23.277	17.161	17.667						
3	11:17:37.328	57.658	23.437	16.959	17.262						
4	11:18:34.591	57.263	23.121	16.927	17.215						
(6) Finn KOOLJMAN											
1	11:15:36.695	1:00.217	25.369	17.392	17.456						



Rotax Euro Challenge 2012 Genk / Belgium

Rotax Juniors

Genk / Belgium 1,360 Km

RACE 4 Qualifying Heat 2 C-D

31.03.2012 11:10

Race (8 Laps) started at 11:14:35

Lap	Time of Day	Lap Tm	S1 Tm	S2 Tm	S3 Tm	Lap	Time of Day	Lap Tm	S1 Tm	S2 Tm	S3 Tm
5	11:19:31.364	56.773	22.813	16.869	17.091	8	11:22:30.244	57.652	22.953	17.400	17.299
6	11:20:28.280	56.916	22.759	16.834	17.323	(18) Thomas PREINING					
7	11:21:25.522	57.242	23.185	16.938	17.119	1	11:15:42.654	1:05.619	28.383	19.240	17.996
8	11:22:22.628	57.106	22.970	17.038	17.098	2	11:16:42.388	59.734	24.774	17.603	17.357
(78) Jakub KADLCAK						3	11:17:40.315	57.927	23.082	17.435	17.410
1	11:15:40.239	1:03.462	27.002	18.680	17.780	4	11:18:37.823	57.508	23.014	17.275	17.219
2	11:16:38.888	58.649	23.505	17.609	17.535	5	11:19:36.736	58.913	23.636	17.758	17.519
3	11:17:37.092	58.204	23.333	17.637	17.234	6	11:20:35.156	58.420	23.645	17.485	17.290
4	11:18:34.824	57.732	23.456	17.161	17.115	7	11:21:33.115	57.959	23.342	17.328	17.289
5	11:19:31.944	57.120	22.881	17.001	17.238	8	11:22:30.503	57.388	22.975	17.091	17.322
6	11:20:28.852	56.908	22.844	16.945	17.119	(56) Thomas SALVA					
7	11:21:25.755	56.903	22.878	16.906	17.119	1	11:15:45.045	1:08.121	31.817	18.556	17.748
8	11:22:22.903	57.148	22.921	17.040	17.187	2	11:16:43.208	58.163	23.403	17.275	17.485
(16) Ryo HIROOKA						3	11:17:40.683	57.475	23.055	17.089	17.331
1	11:15:40.654	1:03.987	27.397	18.710	17.880	4	11:18:38.040	57.357	22.787	17.281	17.289
2	11:16:39.456	58.802	23.186	17.818	17.798	5	11:19:36.629	58.589	23.347	17.236	18.006
3	11:17:37.683	58.227	23.887	17.058	17.282	6	11:20:34.850	58.221	23.394	17.378	17.449
4	11:18:35.432	57.749	23.053	17.488	17.208	7	11:21:33.738	58.888	23.700	17.530	17.658
5	11:19:32.470	57.038	22.918	16.968	17.152	8	11:22:31.169	57.431	23.029	17.078	17.324
6	11:20:29.456	56.986	22.884	16.916	17.186	(65) Emilien CARDE					
7	11:21:26.315	56.859	22.834	16.904	17.121	1	11:15:42.877	1:05.612	29.660	17.873	18.079
8	11:22:23.227	56.912	22.838	16.961	17.113	2	11:16:41.254	58.377	23.860	17.188	17.329
(19) Tobias HOLM						3	11:17:38.869	57.615	23.223	17.110	17.282
1	11:15:40.871	1:04.779	27.777	18.808	18.194	4	11:18:37.678	58.809	23.478	17.327	18.004
2	11:16:39.376	58.505	23.176	17.654	17.675	5	11:19:36.280	58.602	23.666	17.493	17.443
3	11:17:36.960	57.584	23.144	17.232	17.208	6	11:20:34.093	57.813	23.476	17.133	17.204
4	11:18:35.865	58.905	23.780	17.863	17.262	7	11:21:33.925	59.832	24.757	17.552	17.523
5	11:19:33.301	57.436	22.964	16.916	17.556	8	11:22:31.462	57.537	23.197	17.172	17.168
6	11:20:30.447	57.146	23.046	16.976	17.124	(23) Remo RAHULA					
7	11:21:27.275	56.828	22.789	16.935	17.104	1	11:15:44.845	1:07.661	31.839	18.126	17.696
8	11:22:24.203	56.928	22.862	16.967	17.099	2	11:16:42.893	58.048	23.323	17.385	17.340
(49) Max AITKEN						3	11:17:40.527	57.634	23.009	17.081	17.544
1	11:15:44.300	1:07.794	26.207	24.101	17.486	4	11:18:38.301	57.774	23.125	17.253	17.396
2	11:16:41.929	57.629	23.188	17.128	17.313	5	11:19:36.856	58.555	23.266	17.813	17.476
3	11:17:39.078	57.149	22.961	17.098	17.090	6	11:20:35.012	58.156	23.611	17.237	17.308
4	11:18:36.476	57.398	22.862	17.349	17.187	7	11:21:34.106	59.094	23.723	17.421	17.950
5	11:19:33.588	57.112	22.719	16.859	17.534	8	11:22:31.754	57.648	23.118	17.144	17.386
6	11:20:31.079	57.491	23.255	17.076	17.160	(57) Jonathan JUDEK					
7	11:21:27.799	56.720	22.743	16.859	17.118	1	11:15:41.760	1:04.253	26.488	19.366	18.399
8	11:22:24.509	56.710	22.724	16.987	16.999	2	11:16:41.122	59.362	24.186	17.617	17.559
(83) Lukas WENIG						3	11:17:42.201	1:01.079	23.696	19.416	17.967
1	11:15:41.883	1:04.278	26.805	18.987	18.486	4	11:18:40.965	58.764	23.786	17.401	17.577
2	11:16:40.336	58.453	23.788	17.375	17.290	5	11:19:39.525	58.560	23.624	17.387	17.549
3	11:17:37.943	57.607	23.209	17.170	17.228	6	11:20:37.615	58.090	23.383	17.250	17.457
4	11:18:35.739	57.796	22.994	17.552	17.250	7	11:21:35.654	58.039	23.288	17.326	17.425
5	11:19:33.221	57.482	22.859	17.033	17.590	8	11:22:33.470	57.816	23.252	17.199	17.365
6	11:20:31.396	58.175	23.827	17.119	17.229	(47) Ferruccio KINT					
7	11:21:28.292	56.896	22.828	16.949	17.119	1	11:15:43.351	1:05.356	27.224	19.337	18.795
8	11:22:25.383	57.091	22.915	17.030	17.146	2	11:16:43.661	1:00.310	24.241	18.291	17.778
(68) Vince HERSCIK						3	11:17:42.283	58.622	23.500	17.438	17.684
1	11:15:41.182	1:03.844	27.067	18.996	17.781	4	11:18:41.301	59.018	23.776	17.539	17.703
2	11:16:39.364	58.182	23.271	17.378	17.533	5	11:19:39.840	58.539	23.589	17.405	17.545
3	11:17:37.578	58.214	23.468	17.157	17.589	6	11:20:37.967	58.127	23.461	17.257	17.409
4	11:18:37.451	59.873	24.206	17.802	17.865	7	11:21:35.932	57.965	23.223	17.241	17.501
5	11:19:35.171	57.720	23.303	17.066	17.351	8	11:22:34.197	58.265	23.285	17.364	17.616
6	11:20:32.577	57.406	23.108	17.040	17.258	(34) Pepijn STEEMAN					
7	11:21:29.809	57.232	23.035	16.863	17.334	1	11:15:52.190	1:15.612	40.486	17.404	17.722
8	11:22:27.237	57.428	23.169	16.962	17.297	2	11:16:50.362	58.172	23.453	17.228	17.491
(80) Marvin PIONKE						3	11:17:48.209	57.847	23.271	17.091	17.488
1	11:15:42.490	1:06.323	27.953	20.296	18.074	4	11:18:46.084	57.875	23.293	17.184	17.398
2	11:16:41.672	59.182	24.549	17.413	17.220	5	11:19:43.680	57.596	23.150	17.074	17.372
3	11:17:39.403	57.731	23.111	17.483	17.137	6	11:20:41.117	57.437	23.176	16.967	17.294
4	11:18:37.500	58.097	23.041	17.325	17.731	7	11:21:38.346	57.229	22.957	16.967	17.305
5	11:19:36.322	58.822	24.026	17.422	17.374	8	11:22:35.611	57.265	22.958	17.025	17.282
6	11:20:34.334	58.012	23.557	17.277	17.178	(53) Guan Yu ZHOU					
7	11:21:32.592	58.258	23.938	17.000	17.320	1	11:15:52.190	1:15.612	40.486	17.404	17.722



Rotax Euro Challenge 2012 Genk / Belgium

Rotax Juniors

Genk / Belgium 1,360 Km

RACE 4 Qualifying Heat 2 C-D

31.03.2012 11:10

Race (8 Laps) started at 11:14:35

Lap	Time of Day	Lap Tm	S1 Tm	S2 Tm	S3 Tm	Lap	Time of Day	Lap Tm	S1 Tm	S2 Tm	S3 Tm
1	11:15:37.994	1:01.972	26.225	18.373	17.374						
2	11:16:35.276	57.282	23.048	17.096	17.138						
3	11:17:32.611	57.335	23.001	17.018	17.316						
4	11:18:31.241	58.630	24.548	16.889	17.193						
5	11:19:28.743	57.502	23.156	17.229	17.117						
6	11:20:45.648	1:16.905	22.684	35.355	18.866						
7	11:21:45.164	59.516	24.341	17.572	17.603						
8	11:22:42.823	57.659	23.187	17.075	17.397						

Timekeeping Ingrid and Meik Wagner:

Clerk of the course Nigel Edwards:

Steward (Chairman) Olivier Steveny:

Chief Scrutineer Paul Klaassen:

www.mylaps.com

Licensed to: Motorsport Events



Rotax Euro Challenge 2012 Genk / Belgium

Rotax Juniors

Genk / Belgium 1,360 Km

RACE 10 Qualifying Heat 3 B-C

31.03.2012 13:40

Race (8 Laps) started at 13:42:40

Pos	No.	Name	Nat.	Chassis	Race Team	Laps	Total Tm	Diff	Best Tm	In Lap	km/h	Points
1	54	Jay GOODWIN	GBR	Tonykart	Strawberry Racing	8	7:41.801		56.968	8	85,943	0
2	61	Josh WHITE	GBR	Tonykart	RL Racing Dept Ltd	8	7:42.010	0.209	56.736	8	86,294	2
3	69	Ryan ANDERTON	GBR	Tonykart	Coles Racing	8	7:42.874	1.073	56.988	8	85,913	3
4	82	Josh PRICE	GBR	Intrepid	RL Racing Dept Ltd	8	7:45.274	3.473	57.397	5	85,301	4
5	76	David WOODER	GBR	Alonso	Dan Holland Racing	8	7:47.321	5.520	57.609	4	84,987	5
6	74	Jai NIJJAR	GBR	Tonykart	Global Karting	8	7:47.484	5.683	57.245	5	85,527	6
7	84	Patrik PASTOROK	SVK	Birel	Kalman Motorsport	8	7:48.515	6.714	57.361	6	85,354	7
8	25	Jack BARTHOLOMEW	GBR	Zanardi	Coles Racing	8	7:48.750	6.949	57.375	6	85,333	8
9	6	Finn KOOIJMAN	NED	Zanardi	Kartsupport	8	7:48.880	7.079	57.404	5	85,290	9
10	27	Dennis TIJS	NED	Tonykart	Torenvliet Motorsport	8	7:49.333	7.532	57.128	8	85,702	10
11	53	Guan Yu ZHOU	GBR	Tonykart	Strawberry Racing	8	7:50.012	8.211	57.077	8	85,779	11
12	43	Thor VIELAND CHRISTENS	DEN	Tonykart	RS Competition	8	7:50.723	8.922	57.417	8	85,271	12
13	30	Joel DEPTUCH	POL	Praga	Uniq Racing	8	7:51.076	9.275	57.416	7	85,272	13
14	80	Marvin PIONKE	GER	Kosmic	RS Competition	8	7:51.911	10.110	57.287	7	85,464	14
15	28	Shanaka CLAY	SRI	Tonykart	TBA	8	7:51.984	10.183	57.512	5	85,130	15
16	15	Lars LAMBORELLE	NED	Intrepid	Team TKP	8	7:52.379	10.578	57.043	8	85,830	16
17	98	Sam SCHIPPERS	NED	Intrepid	Team TKP	8	7:52.570	10.769	56.875	8	86,084	17
18	56	Thomas SALVA	CZE	MS Kart	MS Kart Racing Team	8	7:55.150	13.349	57.637	6	84,945	18
19	19	Tobias HOLM	DEN	Kosmic	Star Karting	8	7:55.200	13.399	57.335	8	85,393	19
20	45	Sven VAN DER SLIK	NED	Intrepid	Team TKP	8	7:56.359	14.558	57.435	8	85,244	20
21	59	Julius COLLIANDER CELIK	SWE	Kosmic	Soda Kart	8	7:56.396	14.595	57.705	7	84,845	21
22	37	Shayur HARPAL	RSA	Kosmic	Paul Carr Racing	8	7:57.677	15.876	57.335	8	85,393	22
23	57	Jonathan JUDEK	GER	Formula K	KM Racing	8	7:58.929	17.128	57.917	7	84,535	23
24	29	Teodor MORIN	SWE	Kosmic	Soda Kart	8	7:59.313	17.512	57.799	8	84,707	24
25	47	Ferruccio KINT	FRA	Kosmic	Team Sans Famille	8	8:23.338	41.537	58.243	8	84,062	25
26	60	Jan FILIP	CZE	Maranello	OK Kart	1	1:13.817	7 Laps	1:13.194	1	66,891	26
27	79	Milan EVERS	BEL	Maranello	Maranello Kart		0.914	8 Laps		0	-	27
28	81	Gaby WEYER	GBR	Intrepid	RL Racing Dept Ltd		1.018	8 Laps		0	-	28
29	58	Robin BUIJS	NED	Praga	Brand Racing		1.413	8 Laps		0	-	29
30	31	Netta PEKKALA	FIN	Corsa	Prospeed Finland Ltd		1.535	8 Laps		0	-	30
31	64	Momo OKUDA	JPN	DR	VPDR		1.637	8 Laps		0	-	31
32	23	Remo RAHULA	EST	Intrepid	Talvar Racing		1.694	8 Laps		0	-	32
33	62	Bernard BRABOTEZ	BEL	Zanardi			1.745	8 Laps		0	-	33

Announcements

These results are provisional until the conclusion of any judicial and technical matters

No. 98 time penalty 10 sec. / reason jump start

No. 76 warning board

Started: 33 Classified: 33 Not classified: 0

Margin of Victory	Ø km/h	Best Lap Tm	km/h	Best Lap by
0.209	84,816	56.736	86,294	61 - Josh WHITE

Official Timing www.camp-company.de / www.motorsport-events.se

Orbits

Timekeeping Ingrid and Meik Wagner:

Clerk of the course Nigel Edwards:

www.mylaps.com

Steward (Chairman) Olivier Steveny:

Chief Scrutineer Paul Klaassen:

Licensed to: Motorsport Events

Printed: 31.03.2012 13:52:31

posted at: h



Rotax Euro Challenge 2012 Genk / Belgium

Rotax Juniors

Genk / Belgium 1,360 Km

RACE 10 Qualifying Heat 3 B-C

31.03.2012 13:40

Race (8 Laps) started at 13:42:40

Lap	Time of Day	Lap Tm	S1 Tm	S2 Tm	S3 Tm
(54) Jay GOODWIN					
1	13:43:39.751	58.936	24.423	17.220	17.293
2	13:44:38.063	58.312	23.332	17.396	17.584
3	13:45:36.301	58.238	23.643	17.342	17.422
4	13:46:33.829	57.528	23.158	17.094	17.276
5	13:47:31.293	57.464	23.226	17.032	17.206
6	13:48:28.480	57.187	22.991	16.968	17.228
7	13:49:25.557	57.077	22.910	16.977	17.190
8	13:50:22.525	56.968	22.882	16.930	17.156
(61) Josh WHITE					
1	13:43:39.913	59.104	24.586	17.318	17.200
2	13:44:39.201	59.288	23.979	17.968	17.341
3	13:45:36.904	57.703	23.124	17.365	17.214
4	13:46:34.330	57.426	23.069	17.228	17.129
5	13:47:31.494	57.164	22.999	17.072	17.093
6	13:48:28.562	57.068	23.032	17.020	17.016
7	13:49:25.998	57.436	23.272	17.106	17.058
8	13:50:22.734	56.736	22.826	16.908	17.002
(69) Ryan ANDERTON					
1	13:43:39.371	58.647	23.934	17.258	17.455
2	13:44:37.953	58.582	23.430	17.586	17.566
3	13:45:37.220	59.267	24.214	17.591	17.462
4	13:46:34.802	57.582	23.110	17.221	17.251
5	13:47:32.119	57.317	23.016	17.059	17.242
6	13:48:29.273	57.154	22.962	17.035	17.157
7	13:49:26.610	57.337	22.987	17.119	17.231
8	13:50:23.598	56.988	22.917	16.926	17.145
(82) Josh PRICE					
1	13:43:41.154	1:00.026	25.143	17.617	17.266
2	13:44:39.884	58.730	23.578	17.463	17.689
3	13:45:38.361	58.477	23.431	17.736	17.310
4	13:46:35.873	57.512	23.162	17.177	17.173
5	13:47:33.270	57.397	23.128	17.095	17.174
6	13:48:31.005	57.735	23.099	17.359	17.277
7	13:49:28.522	57.517	23.119	17.094	17.304
8	13:50:25.998	57.476	23.089	17.047	17.340
(76) David WOODER					
1	13:43:41.565	1:00.342	25.335	17.659	17.348
2	13:44:39.979	58.414	23.535	17.432	17.447
3	13:45:38.099	58.120	23.411	17.298	17.411
4	13:46:35.708	57.609	23.040	17.208	17.361
5	13:47:33.393	57.685	23.006	17.115	17.564
6	13:48:32.412	59.019	23.336	17.477	18.206
7	13:49:30.213	57.801	23.212	17.112	17.477
8	13:50:28.045	57.832	23.268	17.174	17.390
(74) Jai NIJJAR					
1	13:43:40.210	59.158	24.583	17.253	17.322
2	13:44:39.828	59.618	23.572	18.295	17.751
3	13:45:38.798	58.970	23.853	17.747	17.370
4	13:46:36.649	57.851	23.415	17.190	17.246
5	13:47:33.894	57.245	23.041	16.958	17.246
6	13:48:32.346	58.452	23.112	17.432	17.908
7	13:49:30.126	57.780	23.499	17.054	17.227
8	13:50:28.208	58.082	23.432	17.255	17.395
(84) Patrik PASTOROK					
1	13:43:44.211	1:03.240	25.381	20.242	17.617
2	13:44:42.994	58.783	23.973	17.385	17.425
3	13:45:40.839	57.845	23.207	17.184	17.454
4	13:46:38.435	57.596	23.078	17.172	17.346
5	13:47:35.799	57.364	23.026	17.081	17.257
6	13:48:33.160	57.361	22.987	17.027	17.347
7	13:49:30.694	57.534	23.148	17.098	17.288
8	13:50:29.239	58.545	23.248	17.337	17.960
(25) Jack BARTHOLOMEW					
1	13:43:44.333	1:02.894	25.698	19.688	17.508

Lap	Time of Day	Lap Tm	S1 Tm	S2 Tm	S3 Tm
2	13:44:42.510	58.177	23.401	17.357	17.419
3	13:45:40.340	57.830	23.264	17.225	17.341
4	13:46:37.851	57.511	23.184	17.123	17.204
5	13:47:35.268	57.417	23.092	17.049	17.276
6	13:48:32.643	57.375	23.109	16.969	17.297
7	13:49:30.457	57.814	23.488	16.991	17.335
8	13:50:29.474	59.017	23.588	17.295	18.134
(6) Finn KOOIJMAN					
1	13:43:41.443	59.926	24.937	17.534	17.455
2	13:44:40.178	58.735	23.843	17.459	17.433
3	13:45:38.640	58.462	23.679	17.381	17.402
4	13:46:36.174	57.534	23.017	17.186	17.331
5	13:47:33.578	57.404	22.987	17.019	17.398
6	13:48:32.542	58.964	23.186	17.455	18.323
7	13:49:31.734	59.192	24.253	17.486	17.453
8	13:50:29.604	57.870	23.240	17.092	17.538
(27) Dennis TIJS					
1	13:43:46.513	1:05.628	27.778	20.162	17.688
2	13:44:44.699	58.186	23.526	17.276	17.384
3	13:45:42.515	57.816	23.052	17.460	17.304
4	13:46:39.970	57.455	23.015	17.017	17.423
5	13:47:37.359	57.389	23.198	16.969	17.222
6	13:48:35.598	58.239	23.799	17.162	17.278
7	13:49:32.929	57.331	23.079	17.045	17.207
8	13:50:30.057	57.128	23.001	16.968	17.159
(53) Guan Yu ZHOU					
1	13:43:44.608	1:03.708	26.410	19.788	17.510
2	13:44:44.198	59.590	23.837	18.251	17.502
3	13:45:42.190	57.992	23.333	17.359	17.300
4	13:46:39.902	57.712	22.972	17.291	17.449
5	13:47:37.581	57.679	23.363	17.095	17.221
6	13:48:36.141	58.560	23.694	17.660	17.206
7	13:49:33.659	57.518	23.009	17.358	17.151
8	13:50:30.736	57.077	22.912	17.036	17.129
(43) Thor VIELAND CHRISTENSEN					
1	13:43:45.004	1:02.996	25.908	19.537	17.551
2	13:44:43.569	58.565	23.472	17.611	17.482
3	13:45:41.481	57.912	23.229	17.298	17.385
4	13:46:39.814	58.333	23.365	17.511	17.457
5	13:47:37.458	57.644	23.073	17.136	17.435
6	13:48:36.400	58.942	23.919	17.653	17.370
7	13:49:34.030	57.630	23.097	17.241	17.292
8	13:50:31.447	57.417	23.082	17.159	17.176
(30) Joel DEPTUCH					
1	13:43:45.846	1:03.940	26.135	20.166	17.639
2	13:44:43.976	58.130	23.264	17.460	17.406
3	13:45:42.770	58.794	23.555	17.820	17.419
4	13:46:40.383	57.613	23.134	17.169	17.310
5	13:47:38.003	57.620	23.186	17.174	17.260
6	13:48:36.724	58.721	23.507	17.964	17.250
7	13:49:34.140	57.416	22.972	17.149	17.295
8	13:50:31.800	57.660	23.419	16.992	17.249
(80) Marvin PIONKE					
1	13:43:47.809	1:06.753	26.774	22.269	17.710
2	13:44:46.298	58.489	23.476	17.505	17.508
3	13:45:44.187	57.889	23.203	17.243	17.443
4	13:46:41.805	57.618	23.198	17.164	17.256
5	13:47:39.240	57.435	22.973	17.134	17.328
6	13:48:37.038	57.798	22.900	17.520	17.378
7	13:49:34.325	57.287	22.844	17.124	17.319
8	13:50:32.635	58.310	23.436	17.236	17.638
(28) Shanaka CLAY					
1	13:43:45.438	1:03.600	25.615	20.429	17.556
2	13:44:43.720	58.282	23.249	17.586	17.447
3	13:45:41.605	57.885	23.277	17.245	17.363
4	13:46:39.585	57.980	23.321	17.279	17.380

Timekeeping Ingrid and Meik Wagner: Clerk of the course Nigel Edwards:

Steward (Chairman) Olivier Steveny: Chief Scrutineer Paul Klaassen: www.mylaps.com
Licensed to: Motorsport Events



Rotax Euro Challenge 2012 Genk / Belgium

Rotax Juniors

Genk / Belgium 1,360 Km

RACE 10 Qualifying Heat 3 B-C

31.03.2012 13:40

Race (8 Laps) started at 13:42:40

Lap	Time of Day	Lap Tm	S1 Tm	S2 Tm	S3 Tm
5	13:47:37.097	57.512	23.134	17.050	17.328
6	13:48:37.118	1:00.021	23.991	18.457	17.573
7	13:49:34.863	57.745	23.193	17.239	17.313
8	13:50:32.708	57.845	22.978	17.263	17.604

(15) Lars LAMBORELLE

1	13:43:50.862	1:09.737	31.804	20.262	17.671
2	13:44:49.098	58.236	23.490	17.465	17.281
3	13:45:46.768	57.670	23.243	17.164	17.263
4	13:46:44.479	57.711	23.040	17.118	17.553
5	13:47:41.804	57.325	23.079	17.028	17.218
6	13:48:38.984	57.180	23.035	17.005	17.140
7	13:49:36.060	57.076	22.955	16.975	17.146
8	13:50:33.103	57.043	22.923	16.973	17.147

(98) Sam SCHIPPERS

1	13:43:40.459	59.721	25.111	17.306	17.304
2	13:44:38.719	58.260	23.391	17.452	17.417
3	13:45:36.551	57.832	23.379	17.183	17.270
4	13:46:33.962	57.411	23.139	17.117	17.155
5	13:47:31.109	57.147	22.993	16.966	17.188
6	13:48:28.299	57.190	23.025	16.954	17.211
7	13:49:26.419	58.120	23.840	17.136	17.144
8	13:50:23.294	56.875	22.854	16.949	17.072

(56) Thomas SALVA

1	13:43:50.511	1:08.274	29.954	20.301	18.019
2	13:44:48.845	58.334	23.487	17.350	17.497
3	13:45:47.107	58.262	23.587	17.246	17.429
4	13:46:45.003	57.896	23.226	17.158	17.512
5	13:47:42.767	57.764	23.203	17.096	17.465
6	13:48:40.404	57.637	23.186	17.076	17.375
7	13:49:38.194	57.790	23.221	17.138	17.431
8	13:50:35.874	57.680	23.176	17.099	17.405

(19) Tobias HOLM

1	13:43:50.412	1:09.435	25.747	25.518	18.170
2	13:44:49.592	59.180	23.854	17.710	17.616
3	13:45:47.738	58.146	23.469	17.256	17.421
4	13:46:45.523	57.785	23.226	17.239	17.320
5	13:47:43.253	57.730	23.106	17.279	17.345
6	13:48:40.942	57.689	23.345	17.124	17.220
7	13:49:38.589	57.647	23.205	17.180	17.262
8	13:50:35.924	57.335	23.052	17.131	17.152

(45) Sven VAN DER SLIK

1	13:43:52.672	1:10.941	26.826	26.324	17.791
2	13:44:51.059	58.387	23.458	17.360	17.569
3	13:45:49.050	57.991	23.224	17.344	17.423
4	13:46:47.114	58.064	23.261	17.340	17.463
5	13:47:44.655	57.541	23.097	17.063	17.381
6	13:48:42.194	57.539	23.096	17.148	17.295
7	13:49:39.648	57.454	23.061	17.148	17.245
8	13:50:37.083	57.435	22.911	17.147	17.377

(59) Julius COLLIANDER CELIK

1	13:43:48.468	1:05.769	26.629	21.078	18.062
2	13:44:47.407	58.939	23.679	17.546	17.714
3	13:45:45.806	58.399	23.411	17.479	17.509
4	13:46:44.869	59.063	23.545	17.432	18.086
5	13:47:43.075	58.206	23.568	17.300	17.338
6	13:48:41.455	58.380	23.641	17.389	17.350
7	13:49:39.160	57.705	23.110	17.266	17.329
8	13:50:37.120	57.960	23.017	17.409	17.534

(37) Shayur HARPAL

1	13:43:54.022	1:12.787	25.688	29.133	17.966
2	13:44:52.845	58.823	23.807	17.522	17.494
3	13:45:50.826	57.981	23.436	17.213	17.332
4	13:46:48.554	57.728	23.276	17.156	17.296
5	13:47:46.215	57.661	22.985	17.272	17.404
6	13:48:43.637	57.422	23.153	16.995	17.274
7	13:49:41.066	57.429	23.067	17.044	17.318

Lap	Time of Day	Lap Tm	S1 Tm	S2 Tm	S3 Tm
8	13:50:38.401	57.335	23.014	17.022	17.299

(57) Jonathan JUDEK

1	13:43:51.183	1:08.589	26.601	24.164	17.824
2	13:44:50.366	59.183	24.110	17.482	17.591
3	13:45:48.776	58.410	23.531	17.476	17.403
4	13:46:47.338	58.562	23.414	17.387	17.761
5	13:47:45.434	58.096	23.284	17.362	17.450
6	13:48:43.736	58.302	23.286	17.368	17.648
7	13:49:41.653	57.917	23.342	17.230	17.345
8	13:50:39.653	58.000	23.275	17.286	17.439

(29) Teodor MORIN

1	13:43:51.824	1:08.938	27.175	23.645	18.118
2	13:44:51.212	59.388	23.987	17.527	17.874
3	13:45:49.873	58.661	23.807	17.331	17.523
4	13:46:48.050	58.177	23.356	17.314	17.507
5	13:47:46.151	58.101	23.287	17.286	17.528
6	13:48:44.403	58.252	23.594	17.153	17.505
7	13:49:42.238	57.835	23.234	17.228	17.373
8	13:50:40.037	57.799	23.203	17.224	17.372

(47) Ferruccio KINT

1	13:44:12.527	1:29.654	27.035	44.361	18.258
2	13:45:11.940	59.413	23.935	17.785	17.693
3	13:46:10.990	59.050	23.757	17.553	17.740
4	13:47:09.994	59.004	23.651	17.701	17.652
5	13:48:08.710	58.716	23.639	17.455	17.622
6	13:49:07.272	58.562	23.387	17.462	17.713
7	13:50:05.819	58.547	23.467	17.410	17.670
8	13:51:04.062	58.243	23.362	17.268	17.613

(60) Jan FILIP

1	13:43:54.541	1:13.194	27.757	26.204	19.233
---	--------------	-----------------	--------	--------	---------------



Rotax Euro Challenge 2012 Genk / Belgium

Rotax Juniors Genk / Belgium 1,360 Km

RACE 11 Qualifying Heat 4 A-D 31.03.2012 14:00

Race (8 Laps) started at 14:02:37

Pos	No.	Name	Nat.	Chassis	Race Team	Laps	Total Tm	Diff	Best Tm	In Lap	km/h	Points
1	35	Harry WEBB	GBR	Tonykart	Strawberry Racing	8	7:38.973		56.868	7	86,094	0
2	9	Janneau ESMEIJER	NED	Intrepid	Team TKP	8	7:39.767	0.794	56.926	7	86,006	2
3	49	Max AITKEN	GBR	Formula K	Protrain Racing	8	7:42.492	3.519	56.639	6	86,442	3
4	36	Henrique BAPTISTA	POR	Kosmic	Paul Carr Racing	8	7:42.555	3.582	56.838	6	86,140	4
5	38	Cem BOLUKBASI	TUR	Kosmic	Paul Carr Racing	8	7:42.880	3.907	57.117	6	85,719	5
6	77	Fazio FRANSEN	NED	Formula K	Formula K Europe	8	7:44.724	5.751	56.886	5	86,067	6
7	17	Ralf ARON	EST	Tonykart	Aix Racing	8	7:47.009	8.036	57.435	8	85,244	7
8	34	Pepijn STEEMAN	NED	Gillard	DFK	8	7:47.093	8.120	57.269	8	85,491	8
9	7	Kaan ONDER	TUR	Alonso	Borusan Otomotiv M/Sport	8	7:47.995	9.022	57.538	8	85,092	9
10	70	Max TIMMERMANS	BEL	Formula K	Formula K Europe	8	7:48.260	9.287	56.893	7	86,056	10
11	50	Lennert VAN BOGAERT	BEL	Maranello	EGP	8	7:48.656	9.683	57.266	5	85,496	11
12	18	Thomas PREINING	AUT	Formula K	Formula K Europe	8	7:51.278	12.305	57.376	6	85,332	12
13	51	Samu KYLMALA	FIN	Corsa	Prospeed Finland	8	7:51.405	12.432	57.302	6	85,442	13
14	21	Connor HALL	GBR	Tonykart	Coles Racing	8	7:51.499	12.526	57.216	6	85,570	14
15	83	Lukas WENIG	GER	Formula K	Kartschmiede	8	7:51.713	12.740	57.228	8	85,553	15
16	65	Emilien CARDE	FRA	Sodikart	Matec Competition	8	7:52.301	13.328	57.305	8	85,438	16
17	40	Jan JONCK	DEN	Tonykart	RS Competition	8	7:52.681	13.708	56.705	7	86,342	17
18	33	Antoni PTAK	USA	Birel	Kalman Motorsport	8	7:53.189	14.216	57.324	7	85,409	18
19	55	Kristian THORSEN	DEN	Tonykart	RS Competition	8	7:54.012	15.039	57.472	7	85,189	19
20	44	Ameer HASSAN	UAE	Formula K	Formula K Europe	8	7:54.119	15.146	56.952	8	85,967	20
21	67	William TAYLFORTH	GBR	Tonykart	Global Karting	8	7:55.368	16.395	57.464	8	85,201	21
22	48	Frida GRANDIN	SWE	Kosmic	Soda Kart	8	7:55.498	16.525	57.819	8	84,678	22
23	24	Jan-Erik MEIKUP	EST	Tonykart	Aix Racing	8	7:56.557	17.584	57.668	8	84,900	23
24	26	Jessica BACKMAN	SWE	Tonykart	Strawberry Racing	8	7:57.270	18.297	56.747	6	86,278	24
25	63	Taavetti ALATALO	FIN	Dino	Team Taavetti Alatalo	8	7:57.449	18.476	58.164	5	84,176	25
26	78	Jakub KADLCAK	CZE	Tonykart	Gregor Racing	8	7:57.500	18.527	57.091	6	85,758	26
27	42	Berkay BESLER	TUR	Tonykart	DNR Racing/Bouvin Power	8	7:57.575	18.602	57.216	6	85,570	27
28	22	Nils LAUB	GER	Intrepid	Team TKP	8	7:57.712	18.739	57.352	6	85,368	28
29	52	Boris KOLFF	NED	Intrepid	Team TKP	8	7:57.895	18.922	57.672	7	84,894	29
30	16	Ryo HIROOKA	JPN	DR	VPDR	8	8:04.363	25.390	57.721	7	84,822	30
31	66	Peter HUBER	AUT	Birel	Kalman Motorsport	8	8:26.263	47.290	58.622	2	83,518	31
32	68	Vince HERSCIK	HUN	Birel	Kalman Motorsport	2	2:05.949	6 Laps	58.660	2	83,464	32


Not classified

DQ	20	Nico MULLER	GER	DR	VPDR	3	3:07.895	DQ	58.676	2	83,441	36
----	----	-------------	-----	----	------	---	----------	----	--------	---	--------	----

Announcements

These results are provisional until the conclusion of any judicial and technical matters
 No. 20 black flag
 No. 67 + No. 44 warning board
 Started: 33 Classified: 32 Not classified: 1

Margin of Victory	Ø km/h	Best Lap Tm	km/h	Best Lap by
0.794	85,338	56.639	86,442	49 - Max AITKEN

Timekeeping Ingrid and Meik Wagner:  Clerk of the course Nigel Edwards: www.mylaps.com
 Steward (Chairman) Olivier Steveny: Chief Scrutineer Paul Klaassen: Licensed to: Motorsport Events
 Printed: 31.03.2012 14:12:47 posted at: h



Rotax Euro Challenge 2012 Genk / Belgium

Rotax Juniors

Genk / Belgium 1,360 Km

RACE 11 Qualifying Heat 4 A-D

31.03.2012 14:00

Race (8 Laps) started at 14:02:37

Lap	Time of Day	Lap Tm	S1 Tm	S2 Tm	S3 Tm	Lap	Time of Day	Lap Tm	S1 Tm	S2 Tm	S3 Tm						
(35) Harry WEBB																	
1	14:03:35.664	58.241	23.776	17.155	17.310	2	14:04:36.977	58.554	23.634	17.483	17.437						
2	14:04:33.950	58.286	23.542	17.363	17.381	3	14:05:34.858	57.881	23.188	17.252	17.441						
3	14:05:31.336	57.386	23.072	17.084	17.230	4	14:06:32.568	57.710	23.217	17.153	17.340						
4	14:06:28.624	57.288	23.053	17.070	17.165	5	14:07:29.986	57.418	22.979	17.049	17.390						
5	14:07:25.685	57.061	22.859	17.050	17.152	6	14:08:28.907	58.921	24.031	17.409	17.481						
6	14:08:22.613	56.928	22.832	16.914	17.182	7	14:09:27.247	58.340	23.744	17.302	17.294						
7	14:09:19.481	56.868	22.761	16.949	17.158	8	14:10:24.516	57.269	23.002	17.041	17.226						
8	14:10:16.396	56.915	22.805	16.930	17.180	(7) Kaan ONDER											
(9) Janneau ESMEIJER																	
1	14:03:35.825	58.204	23.909	17.073	17.222	1	14:03:36.436	58.663	24.089	17.241	17.333						
2	14:04:34.197	58.372	23.605	17.446	17.321	2	14:04:35.519	59.083	24.211	17.468	17.404						
3	14:05:31.769	57.572	23.228	17.073	17.271	3	14:05:33.347	57.828	23.239	17.262	17.327						
4	14:06:29.160	57.391	23.154	17.048	17.189	4	14:06:32.112	58.765	24.018	17.399	17.348						
5	14:07:26.164	57.004	22.914	16.973	17.117	5	14:07:30.088	57.976	23.198	17.126	17.652						
6	14:08:23.270	57.106	22.959	16.975	17.172	6	14:08:29.113	59.025	24.085	17.713	17.227						
7	14:09:20.196	56.926	22.895	16.857	17.174	7	14:09:27.880	58.767	23.647	17.745	17.375						
8	14:10:17.190	56.994	22.968	16.920	17.106	8	14:10:25.418	57.538	23.030	17.250	17.258						
(49) Max AITKEN																	
1	14:03:39.049	1:00.859	26.021	17.501	17.337	(70) Max TIMMERMANS											
2	14:04:36.580	57.531	23.158	17.227	17.146	1	14:03:41.397	1:03.505	27.487	18.418	17.600						
3	14:05:33.773	57.193	22.935	17.105	17.153	2	14:04:40.291	58.894	23.921	17.564	17.409						
4	14:06:31.407	57.634	23.306	17.161	17.167	3	14:05:39.179	58.888	24.144	17.474	17.270						
5	14:07:28.238	56.831	22.836	16.935	17.060	4	14:06:36.911	57.732	23.260	17.198	17.274						
6	14:08:24.877	56.639	22.763	16.847	17.029	5	14:07:34.243	57.332	23.018	17.089	17.225						
7	14:09:22.417	57.540	22.833	17.455	17.252	6	14:08:31.237	56.994	22.890	16.981	17.123						
8	14:10:19.915	57.498	23.049	16.998	17.451	7	14:09:28.130	56.893	22.846	16.970	17.077						
(36) Henrique BAPTISTA																	
1	14:03:38.664	1:00.672	25.911	17.502	17.259	8	14:10:25.683	57.553	23.365	16.985	17.203						
2	14:04:36.327	57.663	23.245	17.174	17.244	(50) Lennert VAN BOGAERT											
3	14:05:33.472	57.145	22.994	17.069	17.082	1	14:03:39.592	1:01.604	26.539	17.652	17.413						
4	14:06:30.774	57.302	23.072	17.028	17.202	2	14:04:37.770	58.178	23.491	17.270	17.417						
5	14:07:27.847	57.073	22.917	17.034	17.122	3	14:05:36.590	58.820	23.153	18.043	17.624						
6	14:08:24.685	56.838	22.819	16.924	17.095	4	14:06:34.181	57.591	23.224	17.044	17.323						
7	14:09:22.273	57.588	22.790	17.278	17.520	5	14:07:31.447	57.266	23.019	16.973	17.274						
8	14:10:19.978	57.705	22.983	17.041	17.681	6	14:08:29.292	57.845	23.119	17.444	17.282						
(38) Cem BOLUKBASI																	
1	14:03:36.544	58.941	24.438	17.239	17.264	7	14:09:28.052	58.760	23.638	17.461	17.661						
2	14:04:34.910	58.366	23.526	17.462	17.378	8	14:10:26.079	58.027	23.766	17.057	17.204						
3	14:05:32.555	57.645	23.137	17.233	17.275	(18) Thomas PREINING											
4	14:06:30.012	57.457	22.952	17.276	17.229	1	14:03:42.940	1:04.188	28.362	18.190	17.636						
5	14:07:27.311	57.299	22.949	17.125	17.225	2	14:04:41.406	58.466	23.386	17.673	17.407						
6	14:08:24.428	57.117	22.903	17.088	17.126	3	14:05:39.769	58.363	23.377	17.639	17.347						
7	14:09:22.191	57.763	23.153	17.124	17.486	4	14:06:37.551	57.782	23.060	17.404	17.318						
8	14:10:20.303	58.112	23.776	17.172	17.164	5	14:07:35.732	58.181	23.555	17.362	17.264						
(77) Fazio FRANSSEN																	
1	14:03:40.017	1:01.722	26.371	18.000	17.351	6	14:08:33.108	57.376	23.008	17.184	17.184						
2	14:04:38.409	58.392	23.449	17.730	17.213	7	14:09:30.689	57.581	23.249	17.094	17.238						
3	14:05:36.264	57.855	22.925	17.691	17.239	8	14:10:28.701	58.012	23.379	17.301	17.332						
4	14:06:33.396	57.132	22.906	17.022	17.204	(51) Samu KYLMALA											
5	14:07:30.282	56.886	22.848	16.901	17.137	1	14:03:40.645	1:01.987	26.683	17.868	17.436						
6	14:08:28.018	57.736	23.479	17.060	17.197	2	14:04:39.401	58.756	23.343	18.019	17.394						
7	14:09:25.179	57.161	22.936	16.939	17.286	3	14:05:38.979	59.578	24.871	17.360	17.347						
8	14:10:22.147	56.968	22.888	16.887	17.193	4	14:06:38.108	59.129	23.778	18.006	17.345						
(17) Ralf ARON																	
1	14:03:39.361	1:01.634	26.122	18.063	17.449	5	14:07:35.919	57.811	23.219	17.395	17.197						
2	14:04:37.976	58.615	23.958	17.271	17.386	6	14:08:33.221	57.302	22.989	17.129	17.184						
3	14:05:35.753	57.777	23.070	17.348	17.359	7	14:09:30.834	57.613	22.997	17.070	17.546						
4	14:06:33.313	57.560	23.057	17.189	17.314	8	14:10:28.828	57.994	23.400	17.328	17.266						
5	14:07:30.852	57.539	23.229	17.047	17.263	(21) Connor HALL											
6	14:08:28.830	57.978	23.245	17.402	17.331	1	14:03:44.017	1:05.601	30.394	17.851	17.356						
7	14:09:26.997	58.167	23.730	17.131	17.306	2	14:04:42.299	58.282	23.512	17.546	17.224						
8	14:10:24.432	57.435	23.009	17.117	17.309	3	14:05:40.586	58.287	23.077	17.939	17.271						
(34) Pepijn STEEMAN																	
1	14:03:38.423	1:00.107	25.286	17.236	17.585	4	14:06:38.682	58.096	23.488	17.341	17.267						
(83) Lukas WENIG																	
1	14:03:41.354	1:02.229	26.694	17.860	17.675	5	14:07:36.432	57.750	22.936	17.609	17.205						
2	14:04:40.513	59.159	24.036	17.755	17.368	6	14:08:33.648	57.216	22.948	17.160	17.108						
3	14:05:39.572	59.059	23.976	17.784	17.299	7	14:09:30.931	57.283	22.926	17.090	17.267						
4	14:06:37.699	58.127	23.152	17.663	17.312	8	14:10:28.922	57.991	23.382	17.449	17.160						

Timekeeping Ingrid and Meik Wagner:

Clerk of the course Nigel Edwards:

www.mylaps.com

Steward (Chairman) Olivier Steveny:

Chief Scrutineer Paul Klaassen:

Licensed to: Motorsport Events



Rotax Euro Challenge 2012 Genk / Belgium

Rotax Juniors

Genk / Belgium 1,360 Km

RACE 11 Qualifying Heat 4 A-D

31.03.2012 14:00

Race (8 Laps) started at 14:02:37

Lap	Time of Day	Lap Tm	S1 Tm	S2 Tm	S3 Tm	Lap	Time of Day	Lap Tm	S1 Tm	S2 Tm	S3 Tm
1	14:03:40.245	1:01.810	26.510	17.828	17.472						
2	14:04:38.993	58.748	23.400	17.943	17.405						
3	14:05:51.738	1:12.745	36.802	18.284	17.659						
4	14:06:49.800	58.062	23.412	17.193	17.457						
5	14:07:47.977	58.177	23.401	17.324	17.452						
6	14:08:45.847	57.870	23.323	17.226	17.321						
7	14:09:43.568	57.721	23.221	17.086	17.414						
8	14:10:41.786	58.218	23.400	17.105	17.713						

(66) Peter HUBER

1	14:03:45.754	1:07.246	31.355	18.348	17.543
2	14:04:44.376	58.622	23.267	17.871	17.484
3	14:06:01.749	1:17.373	39.914	19.066	18.393
4	14:07:02.697	1:00.948	24.727	18.163	18.058
5	14:08:02.844	1:00.147	24.395	17.822	17.930
6	14:09:03.478	1:00.634	24.564	17.726	18.344
7	14:10:03.636	1:00.158	24.582	17.789	17.787
8	14:11:03.686	1:00.050	24.238	17.960	17.852

(68) Vince HERSCIK

1	14:03:44.712	1:05.690	30.672	17.550	17.468
2	14:04:43.372	58.660	23.334	17.645	17.681

(20) Nico MULLER

1	14:03:40.459	1:01.518	26.345	17.754	17.419
2	14:04:39.135	58.676	23.452	17.926	17.298
3	14:05:45.318	1:06.183	31.212	17.574	17.397



Rotax Euro Challenge 2012 Genk / Belgium

Rotax Juniors

Genk / Belgium 1,360 Km

RACE 17 Qualifying Heat 5 A-C

-NEW-

31.03.2012 16:20

Race (8 Laps) started at 16:22:46

Pos	No.	Name	Nat.	Chassis	Race Team	Laps	Total Tm	Diff	Best Tm	In Lap	km/h	Points
1	54	Jay GOODWIN	GBR	Tonykart	Strawberry Racing	8	7:41.772		57.110	8	85,729	0
2	9	Janneau ESMEIJER	NED	Intrepid	Team TKP	8	7:42.456	0.684	57.272	8	85,487	2
3	35	Harry WEBB	GBR	Tonykart	Strawberry Racing	8	7:42.528	0.756	57.408	8	85,284	3
4	98	Sam SCHIPPERS	NED	Intrepid	Team TKP	8	7:42.678	0.906	56.798	8	86,200	4
5	77	Fazio FRANSSSEN	NED	Formula K	Formula K Europe	8	7:43.821	2.049	57.092	8	85,756	5
6	40	Jan JONCK	DEN	Tonykart	RS Competition	8	7:44.055	2.283	57.088	7	85,762	6
7	21	Connor HALL	GBR	Tonykart	Coles Racing	8	7:44.132	2.360	56.881	8	86,074	7
8	7	Kaan ONDER	TUR	Alonso	Borusan Otomotiv M/Sport	8	7:44.764	2.992	57.085	8	85,767	8
9	50	Lennert VAN BOGAERT	BEL	Maranello	EGP	8	7:46.210	4.438	57.271	8	85,488	9
10	28	Shanaka CLAY	SRI	Tonykart	TBA	8	7:47.585	5.813	57.290	7	85,460	10
11	6	Finn KOOIJMAN	NED	Zanardi	Kartsupport	8	7:48.326	6.554	57.333	6	85,396	11
12	19	Tobias HOLM	DEN	Kosmic	Star Karting	8	7:48.346	6.574	57.100	6	85,744	12
13	55	Kristian THORSEN	DEN	Tonykart	RS Competition	8	7:48.864	7.092	57.333	6	85,396	13
14	76	David WOODER	GBR	Alonso	Dan Holland Racing	8	7:50.597	8.825	56.987	6	85,914	14
15	44	Ameer HASSAN	UAE	Fomula K	Formula K Europe	8	7:50.943	9.171	57.267	6	85,494	15
16	58	Robin BUIJS	NED	Praga	Brand Racing	8	7:51.378	9.606	57.657	6	84,916	16
17	45	Sven VAN DER SLIK	NED	Intrepid	Team TKP	8	7:51.664	9.892	57.502	7	85,145	17
18	42	Berkay BESLER	TUR	Tonykart	DNR Racing/Bouvin Power	8	7:51.785	10.013	57.108	8	85,732	18
19	67	William TAYLFORTH	GBR	Tonykart	Global Karting	8	7:52.188	10.416	56.940	8	85,985	19
20	33	Antoni PTAK	USA	Birel	Kalman Motorsport	8	7:55.435	13.663	57.777	5	84,740	20
21	20	Nico MULLER	GER	DR	VPDR	8	7:55.957	14.185	57.584	5	85,024	21
22	60	Jan FILIP	CZE	Maranello	OK Kart	8	7:56.077	14.305	57.852	7	84,630	22
23	80	Marvin PIONKE	GER	Kosmic	RS Competition	8	7:56.540	14.768	58.151	4	84,195	23
24	66	Peter HUBER	AUT	Birel	Kalman Motorsport	8	7:57.070	15.298	57.752	6	84,776	24
25	22	Nils LAUB	GER	Intrepid	Team TKP	8	7:57.080	15.308	57.708	5	84,841	25
26	63	Taavetti ALATALO	FIN	Dino	Team Taavetti Alatalo	8	8:00.167	18.395	57.775	6	84,743	26
27	47	Ferruccio KINT	FRA	Kosmic	Team Sans Famille	8	8:04.503	22.731	58.242	6	84,063	27
28	57	Jonathan JUDEK	GER	Formula K	KM Racing	8	8:20.880	39.108	58.058	7	84,329	28
29	24	Jan-Erik MEIKUP	EST	Tonykart	Aix Racing	3	3:05.316	5 Laps	59.513	3	82,268	29
30	23	Remo RAHULA	EST	Intrepid	Talvar Racing	2	2:06.164	6 Laps	1:00.009	2	81,588	30
31	53	Guan Yu ZHOU	GBR	Tonykart	Strawberry Racing		0.398	8 Laps		0	-	31
32	56	Thomas SALVA	CZE	MS Kart	MS Kart Racing Team		1.283	8 Laps		0	-	32

Not classified

DQ	15	Lars LAMBORELLE	NED	Intrepid	Team TKP	4	4:08.061	DQ	57.776	3	84,741	36
----	----	-----------------	-----	----------	----------	---	----------	----	--------	---	--------	----

Announcements

These results are provisional until the conclusion of any judicial and technical matters

No. 15 black flag / exclusion from the whole meeting

Started: 33 Classified: 32 Not classified: 1

Margin of Victory	Ø km/h	Best Lap Tm	km/h	Best Lap by
0.684	84,821	56.798	86,200	98 - Sam SCHIPPERS

Official Timing www.camp-company.de / www.motorsport-events.se

Orbits

Timekeeping Ingrid and Meik Wagner:

Clerk of the course Nigel Edwards:

www.mylaps.com

Steward (Chairman) Olivier Steveny:

Chief Scrutineer Paul Klaassen:

Licensed to: Motorsport Events

Printed: 31.03.2012 19:27:46

posted at:

h



Rotax Euro Challenge 2012 Genk / Belgium

Rotax Juniors

Genk / Belgium 1,360 Km

RACE 17 Qualifying Heat 5 A-C

31.03.2012 16:20

Race (8 Laps) started at 16:22:46

Lap	Time of Day	Lap Tm	S1 Tm	S2 Tm	S3 Tm	Lap	Time of Day	Lap Tm	S1 Tm	S2 Tm	S3 Tm
5	16:27:44.407	57.608	23.065	17.135	17.408	8	16:30:42.224	58.845	23.708	17.731	17.406
6	16:28:41.674	57.267	22.949	16.993	17.325	(80) Marvin PIONKE					
7	16:29:39.760	58.086	22.873	17.922	17.291	1	16:23:48.486	1:01.761	24.999	17.683	19.079
8	16:30:37.090	57.330	23.010	17.036	17.284	2	16:24:48.983	1:00.497	24.914	17.619	17.964
(58) Robin BUIJS						3	16:25:49.168	1:00.185	24.280	18.170	17.735
1	16:23:49.966	1:02.634	26.537	18.434	17.663	4	16:26:47.319	58.151	23.428	17.321	17.402
2	16:24:49.226	59.260	23.562	18.328	17.370	5	16:27:45.756	58.437	23.703	17.249	17.485
3	16:25:48.178	58.952	24.121	17.353	17.478	6	16:28:44.014	58.258	23.668	17.209	17.381
4	16:26:45.979	57.801	23.167	17.231	17.403	7	16:29:42.904	58.890	23.510	17.175	18.205
5	16:27:43.649	57.670	23.084	17.166	17.420	8	16:30:42.687	59.783	24.332	17.915	17.536
6	16:28:41.306	57.657	23.093	17.163	17.401	(66) Peter HUBER					
7	16:29:39.270	57.964	23.196	17.381	17.387	1	16:23:56.420	1:09.183	33.862	17.598	17.723
8	16:30:37.525	58.255	23.817	17.160	17.278	2	16:24:54.640	58.220	23.389	17.406	17.425
(45) Sven VAN DER SLIK						3	16:25:52.743	58.103	23.318	17.255	17.530
1	16:23:51.215	1:04.027	26.831	18.536	18.660	4	16:26:50.715	57.972	23.215	17.311	17.446
2	16:24:49.997	58.782	23.355	17.713	17.714	5	16:27:48.701	57.986	23.285	17.220	17.481
3	16:25:49.689	59.692	23.966	18.221	17.505	6	16:28:46.453	57.752	23.234	17.183	17.335
4	16:26:47.453	57.764	23.156	17.288	17.320	7	16:29:44.265	57.812	23.121	17.135	17.556
5	16:27:45.011	57.558	23.041	17.161	17.356	8	16:30:43.217	58.952	23.380	17.810	17.762
6	16:28:42.630	57.619	23.187	17.173	17.259	(22) Nils LAUB					
7	16:29:40.132	57.502	23.014	17.185	17.303	1	16:23:53.669	1:05.565	30.621	17.381	17.563
8	16:30:37.811	57.679	23.048	17.380	17.251	2	16:24:54.035	1:00.366	23.562	18.812	17.992
(42) Berkay BESLER						3	16:25:51.941	57.906	23.278	17.239	17.389
1	16:23:51.656	1:04.302	26.793	18.962	18.547	4	16:26:49.856	57.915	23.315	17.223	17.377
2	16:24:50.237	58.581	23.468	17.285	17.828	5	16:27:47.564	57.708	23.180	17.143	17.385
3	16:25:50.145	59.908	23.938	18.452	17.518	6	16:28:45.993	58.429	23.268	17.393	17.768
4	16:26:48.381	58.236	23.424	17.463	17.349	7	16:29:44.055	58.062	23.219	17.169	17.674
5	16:27:45.847	57.466	23.017	17.105	17.344	8	16:30:43.227	59.172	23.317	17.950	17.905
6	16:28:43.544	57.697	23.264	17.114	17.319	(63) Taavetti ALATALO					
7	16:29:40.824	57.280	23.023	17.065	17.192	1	16:23:52.541	1:04.686	28.353	18.102	18.231
8	16:30:37.932	57.108	22.932	17.010	17.166	2	16:24:52.463	59.922	24.265	17.748	17.909
(67) William TAYLFORTH						3	16:25:55.973	1:03.510	28.384	17.561	17.565
1	16:23:50.774	1:03.218	25.867	18.946	18.405	4	16:26:54.511	58.538	23.402	17.603	17.533
2	16:24:50.061	59.287	23.477	17.874	17.936	5	16:27:52.593	58.082	23.372	17.268	17.442
3	16:25:49.822	59.761	23.619	18.417	17.725	6	16:28:50.368	57.775	23.098	17.234	17.443
4	16:26:48.968	59.146	23.823	17.542	17.781	7	16:29:48.224	57.856	23.143	17.198	17.515
5	16:27:46.721	57.753	23.153	17.241	17.359	8	16:30:46.314	58.090	23.328	17.329	17.433
6	16:28:44.237	57.516	23.187	17.125	17.204	(47) Ferruccio KINT					
7	16:29:41.395	57.158	23.026	16.961	17.171	1	16:23:52.458	1:04.595	27.160	19.299	18.136
8	16:30:38.335	56.940	22.839	16.925	17.176	2	16:24:58.509	1:06.051	24.616	18.269	23.166
(33) Antoni PTAK						3	16:25:58.057	59.548	24.061	17.814	17.673
1	16:23:52.128	1:04.412	26.779	18.437	19.196	4	16:26:56.652	58.595	23.505	17.413	17.677
2	16:24:51.587	59.459	24.530	17.387	17.542	5	16:27:55.119	58.467	23.498	17.389	17.580
3	16:25:50.576	58.989	23.703	17.879	17.407	6	16:28:53.361	58.242	23.473	17.221	17.548
4	16:26:48.857	58.281	23.301	17.457	17.523	7	16:29:51.756	58.395	23.353	17.247	17.795
5	16:27:46.634	57.777	23.163	17.197	17.417	8	16:30:50.650	58.894	23.893	17.358	17.643
6	16:28:44.619	57.985	23.490	17.186	17.309	(57) Jonathan JUDEK					
7	16:29:42.966	58.347	23.105	17.103	18.139	1	16:23:53.945	1:06.463	31.470	17.439	17.554
8	16:30:41.582	58.616	23.802	17.287	17.527	2	16:24:52.606	58.661	23.389	17.892	17.380
(20) Nico MULLER						3	16:26:15.963	1:23.357	48.280	17.492	17.585
1	16:23:50.705	1:03.067	26.477	18.315	18.275	4	16:27:14.312	58.349	23.485	17.270	17.594
2	16:24:50.191	59.486	23.199	18.300	17.987	5	16:28:12.562	58.250	23.388	17.318	17.544
3	16:25:51.396	1:01.205	24.475	18.717	18.013	6	16:29:10.621	58.059	23.336	17.252	17.471
4	16:26:49.249	57.853	23.320	17.239	17.294	7	16:30:08.679	58.058	23.254	17.193	17.611
5	16:27:46.833	57.584	23.146	17.142	17.296	8	16:31:07.027	58.348	23.448	17.319	17.581
6	16:28:45.203	58.370	23.700	17.353	17.317	(24) Jan-Erik MEIKUP					
7	16:29:43.145	57.942	23.095	16.972	17.875	1	16:23:52.122	1:04.145	26.810	18.605	18.730
8	16:30:42.104	58.959	23.491	18.068	17.400	2	16:24:51.950	59.828	24.464	17.816	17.548
(60) Jan FILIP						3	16:25:51.463	59.513	23.628	17.907	17.978
1	16:23:51.891	1:04.883	27.569	18.610	18.704	(23) Remo RAHULA					
2	16:24:50.469	58.578	23.333	17.452	17.793	1	16:23:52.302	1:04.913	27.353	18.873	18.687
3	16:25:50.313	59.844	24.168	18.254	17.422	2	16:24:52.311	1:00.009	24.515	17.820	17.674
4	16:26:49.163	58.850	23.490	17.767	17.593	(15) Lars LAMBORELLE					
5	16:27:47.072	57.909	23.362	17.202	17.345	1	16:23:54.453	1:07.639	32.899	17.339	17.401
6	16:28:45.527	58.455	23.287	17.768	17.400						
7	16:29:43.379	57.852	22.963	17.101	17.788						



Rotax Euro Challenge 2012 Genk / Belgium

Rotax Juniors

Genk / Belgium 1,360 Km

RACE 17 Qualifying Heat 5 A-C

31.03.2012 16:20

Race (8 Laps) started at 16:22:46

Lap	Time of Day	Lap Tm	S1 Tm	S2 Tm	S3 Tm	Lap	Time of Day	Lap Tm	S1 Tm	S2 Tm	S3 Tm
2	16:24:53.760	59.307	23.101	17.904	18.302						
3	16:25:51.536	57.776	23.054	17.220	17.502						
4	16:26:54.208	1:02.672	27.713	17.546	17.413						

Timekeeping Ingrid and Meik Wagner:

Clerk of the course Nigel Edwards:

Steward (Chairman) Olivier Steveny:

Chief Scrutineer Paul Klaassen:

www.mylaps.com

Licensed to: Motorsport Events



Rotax Euro Challenge 2012 Genk / Belgium

Rotax Juniors

Genk / Belgium 1,360 Km

RACE 18 Qualifying Heat 6 B-D -NEW-

31.03.2012 16:40

Race (8 Laps) started at 17:25:57

Pos	No.	Name	Nat.	Chassis	Race Team	Laps	Total Tm	Diff	Best Tm	In Lap	km/h	Points
1	49	Max AITKEN	GBR	Formula K	Protrain Racing	8	7:42.312		57.385	6	85,318	0
2	26	Jessica BACKMAN	SWE	Tonykart	Strawberry Racing	8	7:42.707	0.395	57.054	4	85,813	2
3	84	Patrik PASTOROK	SVK	Birel	Kalman Motorsport	8	7:43.349	1.037	57.178	8	85,627	3
4	37	Shayur HARPAL	RSA	Kosmic	Paul Carr Racing	8	7:45.898	3.586	57.153	8	85,665	4
5	48	Frida GRANDIN	SWE	Kosmic	Soda Kart	8	7:47.025	4.713	57.135	8	85,692	5
6	34	Pepijn STEEMAN	NED	Gillard	DFK	8	7:47.175	4.863	57.466	7	85,198	6
7	51	Samu KYLMALA	FIN	Corsa	Prospeed Finland	8	7:47.366	5.054	57.242	8	85,532	7
8	17	Ralf ARON	EST	Tonykart	Aix Racing	8	7:47.599	5.287	57.090	8	85,759	8
9	16	Ryo HIROOKA	JPN	DR	VPDR	8	7:47.828	5.516	57.129	8	85,701	9
10	79	Milan EVERS	BEL	Maranello	Maranello Kart	8	7:48.015	5.703	57.150	8	85,669	10
11	30	Joel DEPTUCH	POL	Praga	Uniq Racing	8	7:48.496	6.184	57.312	8	85,427	11
12	43	Thor VIELAND CHRISTENS	DEN	Tonykart	RS Competition	8	7:51.569	9.257	57.198	6	85,597	12
13	65	Emilien CARDE	FRA	Sodikart	Matec Competition	8	7:51.574	9.262	57.406	6	85,287	13
14	78	Jakub KADLCAK	CZE	Tonykart	Gregor Racing	8	7:51.768	9.456	57.193	6	85,605	14
15	70	Max TIMMERMANS	BEL	Formula K	Formula K Europe	8	7:52.443	10.131	57.488	6	85,166	15
16	68	Vince HERSCIK	HUN	Birel	Kalman Motorsport	8	7:52.488	10.176	57.634	4	84,950	16
17	74	Jai NIJJAR	GBR	Tonykart	Global Karting	8	7:52.502	10.190	56.776	6	86,234	17
18	62	Bernard BRABOTEZ	BEL	Zanardi		8	7:53.302	10.990	57.528	6	85,106	18
19	52	Boris KOLFF	NED	Intrepid	Team TKP	8	7:53.513	11.201	57.449	5	85,223	19
20	59	Julius COLLIANDER CELIK	SWE	Kosmic	Soda Kart	8	7:54.051	11.739	57.186	6	85,615	20
21	29	Teodor MORIN	SWE	Kosmic	Soda Kart	8	7:54.427	12.115	57.648	8	84,929	21
22	31	Netta PEKKALA	FIN	Corsa	Prospeed Finland Ltd	8	7:58.593	16.281	58.268	5	84,026	22
23	61	Josh WHITE	GBR	Tonykart	RL Racing Dept Ltd	8	7:58.736	16.424	56.852	7	86,118	23
24	64	Momo OKUDA	JPN	DR	VPDR	8	7:59.625	17.313	57.579	7	85,031	24
25	82	Josh PRICE	GBR	Intrepid	RL Racing Dept Ltd	8	8:03.791	21.479	57.472	3	85,189	25
26	38	Cem BOLUKBASI	TUR	Kosmic	Paul Carr Racing	4	3:55.650	4 Laps	57.998	2	84,417	26
27	25	Jack BARTHOLOMEW	GBR	Zanardi	Coles Racing	4	3:55.821	4 Laps	57.637	3	84,945	27
28	18	Thomas PREINING	AUT	Formula K	Formula K Europe	2	2:00.733	6 Laps	57.821	2	84,675	28
29	36	Henrique BAPTISTA	POR	Kosmic	Paul Carr Racing					0	-	29
30	83	Lukas WENIG	GER	Formula K	Kartschmiede					0	-	30


Not classified

DNS	27	Dennis TIJS	NED	Tonykart	Torenvliet Motorsport			DNS		0	-	35
DQ	69	Ryan ANDERTON	GBR	Tonykart	Coles Racing	8	7:42.444	DQ	57.155	6	85,662	36
DQ	81	Gaby WEYER	GBR	Intrepid	RL Racing Dept Ltd	8	7:54.117	DQ	57.306	6	85,436	36

Announcements

These results are provisional until the conclusion of any judicial and technical matters
 No. 61 warning board
 Started: 32 Classified: 30 Not classified: 2
 No. 81 excluded of heat B-D / reason no respect of art. 2.20 CIK
 No. 69 excluded from heat B-D / reason technical non conformity

Margin of Victory	Ø km/h	Best Lap Tm	km/h	Best Lap by
0.395	84,722	56.776	86,234	74 - Jai NIJJAR

Timekeeping Ingrid and Meik Wagner:  Clerk of the course Nigel Edwards: www.mylaps.com
 Steward (Chairman) Olivier Steveny: Chief Scrutineer Paul Klaassen: Licensed to: Motorsport Events
 Printed: 01.04.2012 07:18:59 posted at: h



Rotax Euro Challenge 2012 Genk / Belgium

Rotax Juniors

Genk / Belgium 1,360 Km

RACE 18 Qualifying Heat 6 B-D

31.03.2012 16:40

Race (8 Laps) started at 17:25:57

Lap	Time of Day	Lap Tm	S1 Tm	S2 Tm	S3 Tm	Lap	Time of Day	Lap Tm	S1 Tm	S2 Tm	S3 Tm
(49) Max AITKEN						2	17:27:57.941	57.757	23.084	17.416	17.257
1	17:26:57.344	58.576	24.044	17.260	17.272	3	17:28:57.304	59.363	23.738	18.079	17.546
2	17:27:54.885	57.541	23.199	17.108	17.234	4	17:29:55.163	57.859	23.322	17.126	17.411
3	17:28:52.280	57.395	23.008	17.087	17.300	5	17:30:52.439	57.276	22.950	17.052	17.274
4	17:29:49.807	57.527	23.111	17.052	17.364	6	17:31:50.198	57.759	23.093	17.123	17.543
5	17:30:47.466	57.659	23.304	17.201	17.154	7	17:32:47.568	57.370	23.038	17.117	17.215
6	17:31:44.851	57.385	23.021	17.124	17.240	8	17:33:44.810	57.242	23.050	16.993	17.199
7	17:32:42.297	57.446	23.251	17.041	17.154	(17) Raif ARON					
8	17:33:39.756	57.459	23.304	16.965	17.190	1	17:26:58.275	1:00.476	25.724	17.421	17.331
(69) Ryan ANDERTON						2	17:27:56.194	57.919	23.286	17.227	17.406
1	17:26:56.539	59.095	24.067	17.461	17.567	3	17:28:53.985	57.791	23.195	17.305	17.291
2	17:27:54.816	58.277	23.557	17.364	17.356	4	17:29:53.149	59.164	23.118	17.355	18.691
3	17:28:52.577	57.761	23.370	17.125	17.266	5	17:30:52.653	59.504	23.300	17.126	18.998
4	17:29:50.251	57.674	23.276	17.144	17.254	6	17:31:50.547	57.894	23.435	17.228	17.231
5	17:30:47.756	57.505	23.030	17.167	17.308	7	17:32:47.953	57.406	23.002	17.171	17.233
6	17:31:44.911	57.155	22.873	17.093	17.189	8	17:33:45.043	57.090	22.945	17.013	17.132
7	17:32:42.529	57.618	23.260	17.175	17.183	(16) Ryo HIROOKA					
8	17:33:39.888	57.359	23.237	17.011	17.111	1	17:26:59.225	59.702	24.628	17.647	17.427
(26) Jessica BACKMAN						2	17:27:57.098	57.873	23.128	17.405	17.340
1	17:26:57.651	59.305	24.389	17.580	17.336	3	17:28:54.811	57.713	23.039	17.152	17.522
2	17:27:55.235	57.584	23.096	17.286	17.202	4	17:29:53.845	59.034	23.512	17.581	17.941
3	17:28:52.829	57.594	23.325	17.185	17.084	5	17:30:51.983	58.138	23.354	17.112	17.672
4	17:29:49.883	57.054	22.843	17.023	17.188	6	17:31:49.695	57.712	23.334	17.109	17.269
5	17:30:47.318	57.435	23.073	17.140	17.222	7	17:32:48.143	58.448	23.778	17.438	17.232
6	17:31:45.306	57.988	23.604	17.163	17.221	8	17:33:45.272	57.129	22.929	16.983	17.217
7	17:32:42.686	57.380	23.015	17.084	17.281	(79) Milan EVERS					
8	17:33:40.151	57.465	23.205	17.086	17.174	1	17:27:00.494	1:00.249	24.546	17.764	17.939
(84) Patrik PASTOROK						2	17:27:58.723	58.229	23.150	17.316	17.763
1	17:26:57.157	58.999	24.283	17.261	17.455	3	17:28:57.422	58.699	23.028	18.230	17.441
2	17:27:55.580	58.423	23.287	17.505	17.631	4	17:29:55.517	58.095	23.336	17.518	17.241
3	17:28:53.863	58.283	23.283	17.732	17.268	5	17:30:53.040	57.523	23.219	17.131	17.173
4	17:29:51.395	57.532	23.069	17.131	17.332	6	17:31:50.732	57.692	23.122	17.356	17.214
5	17:30:48.793	57.398	22.978	17.102	17.318	7	17:32:48.309	57.577	23.013	17.407	17.157
6	17:31:46.180	57.387	22.983	17.079	17.325	8	17:33:45.459	57.150	22.979	17.017	17.154
7	17:32:43.615	57.435	23.064	17.079	17.292	(30) Joel DEPTUCH					
8	17:33:40.793	57.178	22.908	16.994	17.276	1	17:27:01.193	59.789	24.757	17.461	17.571
(37) Shayur HARPAL						2	17:27:59.596	58.403	23.769	17.313	17.321
1	17:26:59.961	1:00.996	25.421	17.992	17.583	3	17:28:57.939	58.343	23.060	17.976	17.307
2	17:27:57.742	57.781	23.121	17.320	17.340	4	17:29:55.782	57.843	23.081	17.402	17.360
3	17:28:55.180	57.438	23.039	17.164	17.235	5	17:30:53.449	57.667	23.234	17.139	17.294
4	17:29:53.380	58.200	23.056	17.426	17.718	6	17:31:50.967	57.518	22.907	17.375	17.236
5	17:30:51.547	58.167	23.336	17.058	17.773	7	17:32:48.628	57.661	22.964	17.396	17.301
6	17:31:48.900	57.353	23.012	17.057	17.284	8	17:33:45.940	57.312	22.860	17.160	17.292
7	17:32:46.189	57.289	22.989	17.079	17.284	(43) Thor VIELAND CHRISTENSEN					
8	17:33:43.342	57.153	22.992	16.972	17.189	1	17:27:01.308	59.839	24.064	17.517	18.258
(48) Frida GRANDIN						2	17:27:59.280	57.972	23.359	17.210	17.403
1	17:27:01.058	59.514	24.461	17.267	17.786	3	17:28:58.805	59.525	24.009	17.893	17.623
2	17:27:58.525	57.467	22.992	17.122	17.353	4	17:29:56.755	57.950	23.354	17.190	17.406
3	17:28:57.632	59.107	23.082	18.761	17.264	5	17:30:55.389	58.634	24.085	17.184	17.365
4	17:29:55.251	57.619	23.193	17.139	17.287	6	17:31:52.587	57.198	22.914	17.025	17.259
5	17:30:52.512	57.261	23.164	16.904	17.193	7	17:32:50.541	57.954	23.511	17.094	17.349
6	17:31:49.957	57.445	23.119	17.210	17.116	8	17:33:49.013	58.472	23.473	17.397	17.602
7	17:32:47.334	57.377	23.106	17.035	17.236	(65) Emilien GARDE					
8	17:33:44.469	57.135	22.892	17.081	17.162	1	17:27:02.051	59.660	24.100	18.096	17.464
(34) Pepijn STEEMAN						2	17:28:00.557	58.506	23.267	17.839	17.400
1	17:26:58.604	59.528	24.712	17.402	17.414	3	17:28:59.624	59.067	24.259	17.457	17.351
2	17:27:57.581	58.977	23.381	18.130	17.466	4	17:29:57.294	57.670	23.114	17.270	17.286
3	17:28:55.371	57.790	23.394	17.088	17.308	5	17:30:55.675	58.381	23.632	17.527	17.222
4	17:29:53.722	58.351	23.027	17.578	17.746	6	17:31:53.081	57.406	23.167	17.042	17.197
5	17:30:52.067	58.345	23.237	17.085	18.023	7	17:32:51.278	58.197	23.311	17.634	17.252
6	17:31:49.619	57.552	23.117	17.060	17.375	8	17:33:49.018	57.740	22.976	17.391	17.373
7	17:32:47.085	57.466	23.048	17.052	17.366	(78) Jakob KADLCAK					
8	17:33:44.619	57.534	23.310	17.080	17.144	1	17:27:00.934	1:01.157	25.343	17.804	18.010
(51) Samu KYLMALA						2	17:27:59.425	58.491	23.889	17.284	17.318
1	17:27:00.184	59.756	24.221	17.665	17.870	3	17:28:58.730	59.305	24.040	17.876	17.389
						4	17:29:57.048	58.318	23.825	17.294	17.199



Rotax Euro Challenge 2012

Rotax Max Juniors

Genk / Belgium

Ranking after Heats -NEW-

Pos.	No.	Firstname	Lastname	Nat.	Chassis	Race Team	QP	Points	Diff.	A-B	C-D	B-C	A-D	A-C	B-D
1	54	Jay	GOODWIN	GBR	Tonykart	Strawberry Racing	7	2		--	2	0	--	0	--
2	35	Harry	WEBB	GBR	Tonykart	Strawberry Racing	1	3	-1	0	--	--	0	3	--
3	9	Janneau	ESMEIJER	NED	Intrepid	Team TKP	5	7	-5	3	--	--	2	2	--
4	77	Fazio	FRANSSEN	NED	Formula K	Formula K Europe	25	15	-13	4	--	--	6	5	--
5	84	Patrik	PASTOROK	SVK	Birel	Kalman Motorsport	14	16	-14	6	--	7	--	--	3
6	98	Sam	SCHIPPERS	NED	Intrepid	Team TKP	3	21	-19	--	0	17	--	4	--
7	17	Ralf	ARON	EST	Tonykart	Aix Racing	8	21	-19	--	6	--	7	--	8
8	49	Max	AITKEN	GBR	Formula K	Protrain Racing	24	22	-20	--	19	--	3	--	0
9	74	Jai	NIJJAR	GBR	Tonykart	Global Karting	18	25	-23	2	--	6	--	--	17
10	76	David	WOODER	GBR	Alonso	Dan Holland Racing	27	28	-26	--	9	5	--	14	--
11	6	Finn	KOOIJMAN	NED	Zanardi	Kartsupport	35	28	-26	--	8	9	--	11	--
12	70	Max	TIMMERMANS	BEL	Formula K	Formula K Europe	12	29	-27	--	4	--	10	--	15
13	61	Josh	WHITE	GBR	Tonykart	RL Racing Dept Ltd	6	30	-28	5	--	2	--	--	23
14	50	Lennert	VAN BOGAERT	BEL	Maranello	EGP	13	30	-28	10	--	--	11	9	--
15	38	Cem	BOLUKBASI	TUR	Kosmic	Paul Carr Racing	4	34	-32	--	3	--	5	--	26
16	7	Kaan	ONDER	TUR	Alonso	Borusan Otomotiv M/Spor	9	35	-33	18	--	--	9	8	--
17	40	Jan	JONCK	DEN	Tonykart	RS Competition	17	35	-33	12	--	--	17	6	--
18	51	Samu	KYLMALA	FIN	Corsa	Prospeed Finland	40	35	-33	--	15	--	13	--	7
19	21	Connor	HALL	GBR	Tonykart	Coles Racing	29	36	-34	15	--	--	14	7	--
20	82	Josh	PRICE	GBR	Intrepid	RL Racing Dept Ltd	22	37	-35	8	--	4	--	--	25
21	37	Shayur	HARPAL	RSA	Kosmic	Paul Carr Racing	26	37	-35	11	--	22	--	--	4
22	36	Henrique	BAPTISTA	POR	Kosmic	Paul Carr Racing	16	38	-36	--	5	--	4	--	29
23	26	Jessica	BACKMAN	SWE	Tonykart	Strawberry Racing	20	38	-36	--	12	--	24	--	2
24	28	Shanaka	CLAY	SRI	Tonykart	TBA	43	38	-36	--	13	15	--	10	--
25	43	Thor	VIELAND CHRIS	DEN	Tonykart	RS Competition	46	38	-36	14	--	12	--	--	12
26	34	Pepijn	STEEMAN	NED	Gillard	DFK	28	43	-41	--	29	--	8	--	6
27	45	Sven	VAN DER SLIK	NED	Intrepid	Team TKP	39	48	-46	--	11	20	--	17	--
28	19	Tobias	HOLM	DEN	Kosmic	Star Karting	15	49	-47	--	18	19	--	12	--
Position 1 -28 qualified for Prefinal															
29	55	Kristian	THORSEN	DEN	Tonykart	RS Competition	21	49	-47	17	--	--	19	13	--
30	30	Joel	DEPTUCH	POL	Praga	Uniq Racing	42	50	-48	26	--	13	--	--	11
31	25	Jack	BARTHOLOMEW	GBR	Zanardi	Coles Racing	30	51	-49	16	--	8	--	--	27
32	27	Dennis	TIJS	NED	Tonykart	Torenvliet Motorsport	10	52	-50	7	--	10	--	--	35
33	65	Emilien	CARDE	FRA	Sodikart	Matec Competition	52	54	-52	--	25	--	16	--	13
34	16	Ryo	HIROOKA	JPN	DR	VPDR	32	56	-54	--	17	--	30	--	9
35	78	Jakub	KADLCAK	CZE	Tonykart	Gregor Racing	36	56	-54	--	16	--	26	--	14
36	60	Jan	FILIP	CZE	Maranello	OK Kart	31	58	-56	--	10	26	--	22	--
37	48	Frida	GRANDIN	SWE	Kosmic	Soda Kart	48	58	-56	--	31	--	22	--	5
38	33	Antoni	PTAK	USA	Birel	Kalman Motorsport	53	58	-56	20	--	--	18	20	--
39	80	Marvin	PIONKE	GER	Kosmic	RS Competition	19	59	-57	--	22	14	--	23	--
40	58	Robin	BUIJS	NED	Praga	Brand Racing	47	59	-57	--	14	29	--	16	--
41	69	Ryan	ANDERTON	GBR	Tonykart	Coles Racing	2	61	-59	22	--	3	--	--	36
42	67	William	TAYLFORTH	GBR	Tonykart	Global Karting	45	61	-59	21	--	--	21	19	--

Announcements:

These results are provisional until the conclusion of any judicial and technical matters

Clerk of the course Nigel Edwards:

Stewards (Chairman) Olivier Steveny:

Timekeeping Ingrid/Meik Wagner:

Scrutineer Paul Klaassen:

Printed: 01.04.2012 07:33

Posted at: h



Rotax Euro Challenge 2012

Rotax Max Juniors

Genk / Belgium

Ranking after Heats -NEW-

Pos.	No.	Firstname	Lastname	Nat.	Chassis	Race Team	QP	Points	Diff.	A-B	C-D	B-C	A-D	A-C	B-D
43	44	Ameer	HASSAN	UAE	Fomula K	Formula K Europe	41	63	-61	28	--	--	20	15	--
44	18	Thomas	PREINING	AUT	Formula K	Formula K Europe	44	63	-61	--	23	--	12	--	28
45	83	Lukas	WENIG	GER	Formula K	Kartschmiede	DQ	65	-63	--	20	--	15	--	30
46	79	Milan	EVERS	BEL	Maranello	Maranello Kart	34	66	-64	29	--	27	--	--	10
47	20	Nico	MULLER	GER	DR	VPDR	49	66	-64	9	--	--	36	21	--
48	42	Berkay	BESLER	TUR	Tonykart	DNR Racing/Bouvin Powe	37	68	-66	23	--	--	27	18	--
49	64	Momo	OKUDA	JPN	DR	VPDR	54	68	-66	13	--	31	--	--	24
50	68	Vince	HERSCEK	HUN	Birel	Kalman Motorsport	56	69	-67	--	21	--	32	--	16
51	24	Jan-Erik	MEIKUP	EST	Tonykart	Aix Racing	61	71	-69	19	--	--	23	29	--
52	53	Guan Yu	ZHOU	GBR	Tonykart	Strawberry Racing	11	72	-70	--	30	11	--	31	--
53	59	Julius	COLLIANDER CE	SWE	Kosmic	Soda Kart	62	73	-71	32	--	21	--	--	20
54	56	Thomas	SALVA	CZE	MS Kart	MS Kart Racing Team	51	74	-72	--	24	18	--	32	--
55	57	Jonathan	JUDEK	GER	Formula K	KM Racing	59	78	-76	--	27	23	--	28	--
56	29	Teodor	MORIN	SWE	Kosmic	Soda Kart	DQ	78	-76	33	--	24	--	--	21
57	22	Nils	LAUB	GER	Intrepid	Team TKP	DQ	78	-76	25	--	--	28	25	--
58	52	Boris	KOLFF	NED	Intrepid	Team TKP	60	80	-78	--	32	--	29	--	19
59	47	Ferruccio	KINT	FRA	Kosmic	Team Sans Famille	63	80	-78	--	28	25	--	27	--
60	66	Peter	HUBER	AUT	Birel	Kalman Motorsport	33	82	-80	27	--	--	31	24	--
61	31	Netta	PEKKALA	FIN	Corsa	Prospeed Finland Ltd	50	82	-80	30	--	30	--	--	22
62	62	Bernard	BRABOTEZ	BEL	Zanardi		58	82	-80	31	--	33	--	--	18
Position 29 -62 qualified for Second Chance Heat															
63	63	Taavetti	ALATALO	FIN	Dino	Team Taavetti Alatalo	57	85	-83	34	--	--	25	26	--
64	81	Gaby	WEYER	GBR	Intrepid	RL Racing Dept Ltd	38	88	-86	24	--	28	--	--	36
65	23	Remo	RAHULA	EST	Intrepid	Talvar Racing	55	88	-86	--	26	32	--	30	--
DQ	15	Lars	Lomborelle	NED	Intrepid	Team TKP		DQ							

Announcements:

----- These results are provisional until the conclusion of any judicial and technical matters -----

Clerk of the course Nigel Edwards:

Stewards (Chairman) Olivier Steveny:

Timekeeping Ingrid/Meik Wagner:

Scrutineer Paul Klaassen:

Printed: 01.04.2012 07:33

Posted at: h

Rotax Euro Challenge 2012
 Class: Rotax Max Juniors
 Date/Time: 01.04.2012 10:20

Track: Genk / Belgium
 Heat: Second Chance Heat
 Laps: 8

Edition 2

Netta PEKKALA	31	Points 82 Quali Rank 50	17	Bernard BRABOTEZ	62	Points 82 Quali Rank 58
	33				34	
Ferruccio KINT	47	Points 80 Quali Rank 63	16	Peter HUBER	66	Points 82 Quali Rank 33
	31				32	
Nils LAUB	22	Points 78 Quali Rank DQ	15	Boris KOLFF	52	Points 80 Quali Rank 60
	29				30	
Jonathan JUDEK	57	Points 78 Quali Rank 59	14	Teodor MORIN	29	Points 78 Quali Rank DQ
	27				28	
Julius COLLIANDER CI	59	Points 73 Quali Rank 62	13	Thomas SALVA	56	Points 74 Quali Rank 51
	25				26	
Jan-Erik MEIKUP	24	Points 71 Quali Rank 61	12	Guan Yu ZHOU	53	Points 72 Quali Rank 11
	23				24	
Momo OKUDA	64	Points 68 Quali Rank 54	11	Vince HERSICIK	68	Points 69 Quali Rank 56
	21				22	
Nico MULLER	20	Points 66 Quali Rank 49	10	Berkay BESLER	42	Points 68 Quali Rank 37
	19				20	
Lukas WENIG	83	Points 65 Quali Rank DQ	9	Milan EVERS	79	Points 66 Quali Rank 34
	17				18	
Ameer HASSAN	44	Points 63 Quali Rank 41	8	Thomas PREINING	18	Points 63 Quali Rank 44
	15				16	
Ryan ANDERTON	69	Points 61 Quali Rank 2	7	William TAYLFORTH	67	Points 61 Quali Rank 45
	13				14	
Marvin PIONKE	80	Points 59 Quali Rank 19	6	Robin BUIJS	58	Points 59 Quali Rank 47
	11				12	
Frida GRANDIN	48	Points 58 Quali Rank 48	5	Antoni PTAK	33	Points 58 Quali Rank 53
	9				10	
Jakub KADLCAK	78	Points 56 Quali Rank 36	4	Jan FILIP	60	Points 58 Quali Rank 31
	7				8	
Emilien CARDE	65	Points 54 Quali Rank 52	3	Ryo HIROOKA	16	Points 56 Quali Rank 32
	5				6	
Jack BARTHOLOMEV	25	Points 51 Quali Rank 30	2	Dennis TIJS	27	Points 52 Quali Rank 10
	3				4	
Kristian THORSEN	55	Points 49 Quali Rank 21	1	Joel DEPTUCH	30	Points 50 Quali Rank 42
	1				2	

Pole Position

Clerk of the course Nigel Edwards:
 Stewards (Chairman) Olivier Steveny:

Scrutineer Paul Klaassen:
 Timekeeping Ingrid/Meik Wagner:



Rotax Euro Challenge 2012 Genk / Belgium

Rotax Juniors

Genk / Belgium 1,360 Km

Warm up qualified 29-62

01.04.2012 09:00

Practice (5:00 Time) started at 9:00:00

Pos	No.	Name	Nat.	Chassis	Race Team	Laps	Best Tm	Diff	Gap In Lap	km/h
1	67	William TAYLFORTH	GBR	Tonykart	Global Karting	5	56.662			5 86,407
2	83	Lukas WENIG	GER	Formula K	Kartschmiede	5	56.690	0.028	0.028	5 86,364
3	69	Ryan ANDERTON	GBR	Tonykart	Coles Racing	5	56.704	0.042	0.014	5 86,343
4	27	Dennis TIJS	NED	Tonykart	Torenvliet Motorsport	5	56.729	0.067	0.025	5 86,305
5	25	Jack BARTHOLOMEW	GBR	Zanardi	Coles Racing	5	56.750	0.088	0.021	5 86,273
6	58	Robin BUIJS	NED	Praga	Brand Racing	5	56.828	0.166	0.078	4 86,155
7	79	Milan EVERS	BEL	Maranello	Maranello Kart	5	56.892	0.230	0.064	5 86,058
8	20	Nico MULLER	GER	DR	VPDR	5	56.935	0.273	0.043	5 85,993
9	78	Jakub KADLCAK	CZE	Tonykart	Gregor Racing	5	56.943	0.281	0.008	5 85,981
10	66	Peter HUBER	AUT	Birel	Kalman Motorsport	5	56.998	0.336	0.055	5 85,898
11	68	Vince HERSCIK	HUN	Birel	Kalman Motorsport	5	57.010	0.348	0.012	5 85,880
12	18	Thomas PREINING	AUT	Formula K	Formula K Europe	5	57.065	0.403	0.055	5 85,797
13	64	Momo OKUDA	JPN	DR	VPDR	5	57.071	0.409	0.006	5 85,788
14	60	Jan FILIP	CZE	Maranello	OK Kart	5	57.075	0.413	0.004	5 85,782
15	33	Antoni PTAK	USA	Birel	Kalman Motorsport	5	57.127	0.465	0.052	5 85,704
16	48	Frida GRANDIN	SWE	Kosmic	Soda Kart	5	57.193	0.531	0.066	5 85,605
17	44	Ameer HASSAN	UAE	Fomula K	Formula K Europe	5	57.206	0.544	0.013	4 85,585
18	42	Berkay BESLER	TUR	Tonykart	DNR Racing/Bouvin Power	5	57.214	0.552	0.008	5 85,573
19	55	Kristian THORSEN	DEN	Tonykart	RS Competition	5	57.241	0.579	0.027	5 85,533
20	56	Thomas SALVA	CZE	MS Kart	MS Kart Racing Team	5	57.284	0.622	0.043	4 85,469
21	65	Emilien CARDE	FRA	Sodikart	Matec Competition	5	57.363	0.701	0.079	5 85,351
22	29	Teodor MORIN	SWE	Kosmic	Soda Kart	5	57.434	0.772	0.071	4 85,246
23	53	Guan Yu ZHOU	GBR	Tonykart	Strawberry Racing	5	57.699	1.037	0.265	5 84,854
24	30	Joel DEPTUCH	POL	Praga	Uniq Racing	5	57.731	1.069	0.032	5 84,807
25	80	Marvin PIONKE	GER	Kosmic	RS Competition	5	57.741	1.079	0.010	5 84,792
26	24	Jan-Erik MEIKUP	EST	Tonykart	Aix Racing	5	57.787	1.125	0.046	4 84,725
27	16	Ryo HIROOKA	JPN	DR	VPDR	5	57.860	1.198	0.073	5 84,618
28	62	Bernard BRABOTÉZ	BEL	Zanardi		5	57.876	1.214	0.016	5 84,595
29	52	Boris KOLFF	NED	Intrepid	Team TKP	5	57.932	1.270	0.056	5 84,513
30	47	Ferruccio KINT	FRA	Kosmic	Team Sans Famille	5	58.125	1.463	0.193	5 84,232
31	31	Netta PEKKALA	FIN	Corsa	Prospeed Finland Ltd	5	58.173	1.511	0.048	5 84,163
32	57	Jonathan JUDEK	GER	Formula K	KM Racing	5	58.222	1.560	0.049	5 84,092
33	59	Julius COLLIANDER CELIK	SWE	Kosmic	Soda Kart	5	58.568	1.906	0.346	5 83,595



Rotax Euro Challenge 2012 Genk / Belgium

Rotax Juniors

Genk / Belgium 1,360 Km

Warm up qualified 29-62

01.04.2012 09:00

Practice (5:00 Time) started at 9:00:00

Lap	Time of Day	Lap Tm	S1 Tm	S2 Tm	S3 Tm
5	9:05:07.058	57.363	23.048	17.077	17.238

(29) Teodor MORIN

1	9:01:16.066	1:02.411	26.558	18.114	17.739
2	9:02:14.448	58.382	23.697	17.283	17.402
3	9:03:12.465	58.017	23.309	17.217	17.491
4	9:04:09.899	57.434	23.050	17.102	17.282
5	9:05:07.696	57.797	22.968	17.621	17.208

Lap	Time of Day	Lap Tm	S1 Tm	S2 Tm	S3 Tm
1	9:01:22.475	1:06.004	28.684	18.924	18.396
2	9:02:22.505	1:00.030	24.602	17.773	17.655
3	9:03:22.021	59.516	24.216	17.505	17.795
4	9:04:22.359	1:00.338	23.427	18.233	18.678
5	9:05:20.581	58.222	23.540	17.330	17.352

(53) Guan Yu ZHOU

1	9:01:23.326	1:02.302	26.356	18.060	17.886
2	9:02:22.574	59.248	24.155	17.675	17.418
3	9:03:20.378	57.804	23.282	17.225	17.297
4	9:04:18.098	57.720	23.379	17.064	17.277
5	9:05:15.797	57.699	23.024	17.054	17.621

(59) Julius COLLIANDER CELIK

1	9:01:47.789	1:04.910	27.148	19.008	18.754
2	9:02:48.295	1:00.506	24.744	17.861	17.901
3	9:03:47.581	59.286	23.933	17.715	17.638
4	9:04:46.249	58.668	23.598	17.444	17.626
5	9:05:44.817	58.568	23.533	17.383	17.652

(30) Joel DEPTUCH

1	9:01:26.888	1:06.178	28.899	18.724	18.555
2	9:02:25.876	58.988	24.066	17.442	17.480
3	9:03:23.709	57.833	23.335	17.168	17.330
4	9:04:22.183	58.474	23.407	17.295	17.772
5	9:05:19.914	57.731	23.198	17.254	17.279

(80) Marvin PIONKE

1	9:01:22.855	1:03.254	26.717	18.308	18.229
2	9:02:23.548	1:00.693	24.618	17.606	18.469
3	9:03:22.147	58.599	23.763	17.268	17.568
4	9:04:21.475	59.328	23.708	17.888	17.732
5	9:05:19.216	57.741	23.418	17.081	17.242

(24) Jan-Erik MEIKUP

1	9:01:26.756	1:06.327	28.228	19.520	18.579
2	9:02:26.670	59.914	24.606	17.688	17.620
3	9:03:24.802	58.132	23.337	17.334	17.461
4	9:04:22.589	57.787	23.068	17.235	17.484
5	9:05:20.925	58.336	23.498	17.353	17.485

(16) Ryo HIROOKA

1	9:01:25.281	1:03.239	26.876	18.631	17.732
2	9:02:23.979	58.698	23.426	17.468	17.804
3	9:03:22.604	58.625	23.779	17.596	17.250
4	9:04:21.766	59.162	24.148	17.397	17.617
5	9:05:19.626	57.860	23.295	17.259	17.306

(62) Bernard BRABOTEZ

1	9:01:24.567	1:04.440	27.930	18.594	17.916
2	9:02:23.731	59.164	23.548	17.958	17.658
3	9:03:22.273	58.542	23.769	17.249	17.524
4	9:04:20.567	58.294	23.272	17.484	17.538
5	9:05:18.443	57.876	23.081	17.240	17.555

(52) Boris KOLFF

1	9:01:22.405	1:03.469	27.132	18.221	18.116
2	9:02:23.504	1:01.099	25.480	17.972	17.647
3	9:03:22.092	58.588	23.473	17.365	17.750
4	9:04:21.532	59.440	24.618	17.243	17.579
5	9:05:19.464	57.932	23.446	17.178	17.308

(47) Ferruccio KINT

1	9:01:35.065	1:09.792	30.344	20.153	19.295
2	9:02:37.125	1:02.060	25.473	18.466	18.121
3	9:03:36.244	59.119	23.850	17.582	17.687
4	9:04:34.739	58.495	23.533	17.524	17.438
5	9:05:32.864	58.125	23.265	17.431	17.429

(31) Netta PEKKALA

1	9:01:32.507	1:06.713	28.531	19.197	18.985
2	9:02:33.833	1:01.326	25.250	18.114	17.962
3	9:03:32.983	59.150	24.002	17.485	17.663
4	9:04:31.559	58.576	23.627	17.352	17.597
5	9:05:29.732	58.173	23.373	17.303	17.497

(57) Jonathan JUDEK

1	9:01:32.507	1:06.713	28.531	19.197	18.985
2	9:02:33.833	1:01.326	25.250	18.114	17.962
3	9:03:32.983	59.150	24.002	17.485	17.663
4	9:04:31.559	58.576	23.627	17.352	17.597
5	9:05:29.732	58.173	23.373	17.303	17.497



Rotax Euro Challenge 2012 Genk / Belgium

Rotax Juniors

Genk / Belgium 1,360 Km

Warm up qualified 1-28

01.04.2012 09:30

Practice (5:00 Time) started at 9:30:00

Pos	No.	Name	Nat.	Chassis	Race Team	Laps	Best Tm	Diff	Gap In Lap	km/h
1	35	Harry WEBB	GBR	Tonykart	Strawberry Racing	5	56.180			5 87,148
2	26	Jessica BACKMAN	SWE	Tonykart	Strawberry Racing	6	56.255	0.075	0.075	5 87,032
3	49	Max AITKEN	GBR	Formula K	Protrain Racing	6	56.259	0.079	0.004	6 87,026
4	38	Cem BOLUKBASI	TUR	Kosmic	Paul Carr Racing	6	56.268	0.088	0.009	6 87,012
5	54	Jay GOODWIN	GBR	Tonykart	Strawberry Racing	6	56.284	0.104	0.016	6 86,987
6	61	Josh WHITE	GBR	Tonykart	RL Racing Dept Ltd	5	56.314	0.134	0.030	5 86,941
7	76	David WOODER	GBR	Alonso	Dan Holland Racing	6	56.314	0.134		5 86,941
8	98	Sam SCHIPPERS	NED	Intrepid	Team TKP	5	56.340	0.160	0.026	5 86,901
9	9	Janneau ESMEIJER	NED	Intrepid	Team TKP	5	56.340	0.160		5 86,901
10	82	Josh PRICE	GBR	Intrepid	RL Racing Dept Ltd	5	56.349	0.169	0.009	4 86,887
11	21	Connor HALL	GBR	Tonykart	Coles Racing	5	56.386	0.206	0.037	5 86,830
12	19	Tobias HOLM	DEN	Kosmic	Star Karting	6	56.430	0.250	0.044	5 86,762
13	50	Lennert VAN BOGAERT	BEL	Maranello	EGP	6	56.438	0.258	0.008	5 86,750
14	77	Fazio FRANSSSEN	NED	Formula K	Formula K Europe	5	56.490	0.310	0.052	5 86,670
15	28	Shanaka CLAY	SRI	Tonykart	TBA	6	56.505	0.325	0.015	5 86,647
16	43	Thor VIELAND CHRISTENSEN	DEN	Tonykart	RS Competition	6	56.509	0.329	0.004	6 86,641
17	70	Max TIMMERMANS	BEL	Formula K	Formula K Europe	5	56.516	0.336	0.007	5 86,630
18	37	Shayur HARPAL	RSA	Kosmic	Paul Carr Racing	5	56.530	0.350	0.014	4 86,609
19	40	Jan JONCK	DEN	Tonykart	RS Competition	6	56.534	0.354	0.004	6 86,603
20	34	Pepijn STEEMAN	NED	Gillard	DFK	6	56.637	0.457	0.103	5 86,445
21	6	Finn KOOIJMAN	NED	Zanardi	Kartsupport	6	56.656	0.476	0.019	6 86,416
22	7	Kaan ONDER	TUR	Alonso	Borusan Otomotiv M/Sport	6	56.687	0.507	0.031	4 86,369
23	36	Henrique BAPTISTA	POR	Kosmic	Paul Carr Racing	4	56.724	0.544	0.037	3 86,313
24	74	Jai NIJJAR	GBR	Tonykart	Global Karting	5	56.762	0.582	0.038	5 86,255
25	17	Ralf ARON	EST	Tonykart	Aix Racing	5	56.811	0.631	0.049	3 86,180
26	51	Samu KYLMALA	FIN	Corsa	Prospeed Finland	6	56.885	0.705	0.074	6 86,068
27	45	Sven VAN DER SLIK	NED	Intrepid	Team TKP	5	56.910	0.730	0.025	4 86,031
28	84	Patrik PASTOROK	SVK	Birel	Kalman Motorsport	6	57.023	0.843	0.113	6 85,860



Rotax Euro Challenge 2012 Genk / Belgium

Rotax Juniors

Genk / Belgium 1,360 Km

Warm up qualified 1-28

01.04.2012 09:30

Practice (5:00 Time) started at 9:30:00

Lap	Time of Day	Lap Tm	S1 Tm	S2 Tm	S3 Tm	Lap	Time of Day	Lap Tm	S1 Tm	S2 Tm	S3 Tm
2	9:32:10.992	58.509	23.718	17.309	17.482						
3	9:33:08.067	57.075	22.977	16.980	17.118						
4	9:34:05.858	57.791	23.071	17.542	17.178						
5	9:35:02.495	56.637	22.674	16.893	17.070						
6	9:35:59.755	57.260	22.771	17.404	17.085						
(6) Finn KOOLJMAN											
1	9:31:15.014	1:00.890	25.012	18.139	17.739						
2	9:32:12.984	57.970	23.696	17.080	17.194						
3	9:33:09.836	56.852	22.849	16.918	17.085						
4	9:34:07.941	58.105	23.408	17.590	17.107						
5	9:35:05.295	57.354	23.342	16.905	17.107						
6	9:36:01.951	56.656	22.774	16.834	17.048						
(7) Kaan ONDER											
1	9:31:15.233	1:01.624	25.511	18.335	17.778						
2	9:32:12.731	57.498	23.314	17.020	17.164						
3	9:33:09.589	56.858	22.744	16.906	17.208						
4	9:34:06.276	56.687	22.752	16.860	17.075						
5	9:35:03.367	57.091	23.133	16.839	17.119						
6	9:36:00.857	57.490	22.929	17.338	17.223						
(36) Henrique BAPTISTA											
1	9:31:12.921	1:01.486	25.635	18.209	17.642						
2	9:32:10.330	57.409	23.213	17.088	17.108						
3	9:33:07.054	56.724	22.683	16.835	17.206						
4	9:34:04.086	57.032	23.062	16.845	17.125						
(74) Jai NIJJAR											
1	9:31:22.417	1:00.847	25.535	17.787	17.525						
2	9:32:19.776	57.359	23.145	17.060	17.154						
3	9:33:18.162	58.386	23.853	17.098	17.435						
4	9:34:16.519	58.357	23.261	17.907	17.189						
5	9:35:13.281	56.762	22.741	17.018	17.003						
(17) Ralf ARON											
1	9:31:28.042	1:00.694	25.491	17.730	17.473						
2	9:32:25.498	57.456	23.170	17.064	17.222						
3	9:33:22.309	56.811	22.766	16.900	17.145						
4	9:34:19.159	56.850	22.803	16.988	17.059						
5	9:35:16.199	57.040	22.673	17.331	17.036						
(51) Samu KYLMALA											
1	9:31:15.467	1:00.934	25.302	17.814	17.818						
2	9:32:14.412	58.945	24.002	17.499	17.444						
3	9:33:11.545	57.133	22.945	17.021	17.167						
4	9:34:09.015	57.470	23.270	16.974	17.226						
5	9:35:05.918	56.903	22.832	16.967	17.104						
6	9:36:02.803	56.885	22.741	16.926	17.218						
(45) Sven VAN DER SLIK											
1	9:31:25.174	1:01.898	26.348	17.819	17.731						
2	9:32:23.317	58.143	23.532	17.209	17.402						
3	9:33:20.699	57.382	23.066	17.053	17.263						
4	9:34:17.609	56.910	22.832	16.916	17.162						
5	9:35:14.672	57.063	22.899	17.016	17.148						
(84) Patrik PASTOROK											
1	9:31:11.977	1:00.803	25.643	17.773	17.387						
2	9:32:09.566	57.589	23.256	17.085	17.248						
3	9:33:06.920	57.354	23.019	17.002	17.333						
4	9:34:04.496	57.576	23.522	16.909	17.145						
5	9:35:01.735	57.239	22.822	16.931	17.486						
6	9:35:58.758	57.023	22.888	16.977	17.158						



Rotax Euro Challenge 2012 Genk / Belgium

Rotax Juniors

Genk / Belgium 1,360 Km

Second Chance Heat

01.04.2012 10:20

Race (8 Laps) started at 10:23:04

Pos	No.	Name	Nat.	Chassis	Race Team	Laps	Total Tm	Diff	Best Tm	In Lap	km/h	Points
1	25	Jack BARTHOLOMEW	GBR	Zanardi	Coles Racing	8	7:37.467		56.479	8	86,687	0
2	27	Dennis TIJS	NED	Tonykart	Torenvliet Motorsport	8	7:37.638	0.171	56.396	7	86,815	0
3	69	Ryan ANDERTON	GBR	Tonykart	Coles Racing	8	7:37.932	0.465	56.320	8	86,932	0
4	16	Ryo HIROOKA	JPN	DR	VPDR	8	7:38.292	0.825	56.475	7	86,693	0
5	55	Kristian THORSEN	DEN	Tonykart	RS Competition	8	7:38.649	1.182	56.390	7	86,824	0
6	78	Jakub KADLCAK	CZE	Tonykart	Gregor Racing	8	7:38.766	1.299	56.265	7	87,017	0
7	68	Vince HERSCIK	HUN	Birel	Kalman Motorsport	8	7:39.581	2.114	56.529	8	86,610	0
8	18	Thomas PREINING	AUT	Formula K	Formula K Europe	8	7:40.208	2.741	56.239	4	87,057	0
9	53	Guan Yu ZHOU	GBR	Tonykart	Strawberry Racing	8	7:40.741	3.274	56.039	8	87,368	0
10	60	Jan FILIP	CZE	Maranello	OK Kart	8	7:41.805	4.338	56.562	8	86,560	0
11	83	Lukas WENIG	GER	Formula K	Kartschmiede	8	7:42.816	5.349	56.387	4	86,829	0
12	42	Berkay BESLER	TUR	Tonykart	DNR Racing/Bouvin Power	8	7:43.195	5.728	56.259	5	87,026	0
13	65	Emilien CARDE	FRA	Sodikart	Matec Competition	8	7:43.414	5.947	56.787	4	86,217	0
14	67	William TAYLFORTH	GBR	Tonykart	Global Karting	8	7:43.613	6.146	56.482	6	86,682	0
15	30	Joel DEPTUCH	POL	Praga	Uniq Racing	8	7:44.078	6.611	56.752	6	86,270	0
16	48	Frida GRANDIN	SWE	Kosmic	Soda Kart	8	7:44.843	7.376	56.273	8	87,004	0
17	62	Bernard BRABOTEZ	BEL	Zanardi		8	7:47.903	10.436	56.629	5	86,457	0
18	31	Netta PEKKALA	FIN	Corsa	Prospeed Finland Ltd	8	7:47.963	10.496	56.927	6	86,005	0
19	24	Jan-Erik MEIKUP	EST	Tonykart	Aix Racing	8	7:48.069	10.602	56.740	5	86,288	0
20	20	Nico MULLER	GER	DR	VPDR	8	7:48.586	11.119	56.363	8	86,865	0
21	33	Antoni PTAK	USA	Birel	Kalman Motorsport	8	7:49.694	12.227	56.522	7	86,621	0
22	79	Milan EVERS	BEL	Maranello	Maranello Kart	8	7:50.095	12.628	56.432	8	86,759	0
23	66	Peter HUBER	AUT	Birel	Kalman Motorsport	8	7:50.800	13.333	56.975	5	85,932	0
24	64	Momo OKUDA	JPN	DR	VPDR	8	7:51.028	13.561	56.425	5	86,770	0
25	29	Teodor MORIN	SWE	Kosmic	Soda Kart	8	7:51.301	13.834	56.571	5	86,546	0
26	57	Jonathan JUDEK	GER	Formula K	KM Racing	8	7:51.374	13.907	56.756	8	86,264	0
27	80	Marvin PIONKE	GER	Kosmic	RS Competition	8	7:56.076	18.609	56.385	7	86,832	0
28	47	Ferruccio KINT	FRA	Kosmic	Team Sans Famille	8	7:56.276	18.809	57.591	5	85,013	0
29	56	Thomas SALVA	CZE	MS Kart	MS Kart Racing Team	8	7:58.441	20.974	56.557	6	86,568	0
30	52	Boris KOLFF	NED	Intrepid	Team TKP	8	7:59.734	22.267	57.592	8	85,012	0
31	22	Nils LAUB	GER	Intrepid	Team TKP	6	6:11.428	2 Laps	57.370	3	85,341	0
32	59	Julius COLLIANDER CELIK	SWE	Kosmic	Soda Kart	3	3:03.333	5 Laps	58.262	3	84,034	0
33	58	Robin BUIJS	NED	Praga	Brand Racing	1	1:01.821	7 Laps	1:00.786	1	80,545	0
34	44	Ameer HASSAN	UAE	Fomula K	Formula K Europe		1.264	8 Laps		0	-	0

Announcements

These results are provisional until the conclusion of any judicial and technical matters

No. 53 + 68 + 20 + 46 warning board

Started: 34 Classified: 34

Not classified: 0

Pos. 1-6 qualified for Prefinal

Margin of Victory	Ø km/h	Best Lap Tm	km/h	Best Lap by
0.171	85,619	56.039	87,368	53 - Guan Yu ZHOU

Official Timing www.camp-company.de / www.motorsport-events.se

Orbits

Timekeeping Ingrid and Meik Wagner:

Clerk of the course Nigel Edwards:

www.mylaps.com

Steward (Chairman) Olivier Steveny:

Chief Scrutineer Paul Klaassen:

Licensed to: Motorsport Events

Printed: 01.04.2012 10:32:20

posted at:

h



Rotax Euro Challenge 2012 Genk / Belgium

Rotax Juniors

Genk / Belgium 1,360 Km

Second Chance Heat

01.04.2012 10:20

Race (8 Laps) started at 10:23:04

Lap	Time of Day	Lap Tm	S1 Tm	S2 Tm	S3 Tm	Lap	Time of Day	Lap Tm	S1 Tm	S2 Tm	S3 Tm
1	10:24:07.946	1:00.367	25.238	17.709	17.420						
2	10:25:05.571	57.625	23.244	17.135	17.246						
3	10:26:03.200	57.629	23.020	17.309	17.300						
4	10:27:11.350	1:08.150	31.352	19.044	17.754						
5	10:28:10.842	59.492	23.807	17.904	17.781						
6	10:29:08.841	57.999	23.370	17.156	17.473						
7	10:30:07.114	58.273	23.394	17.529	17.350						
8	10:31:04.706	57.592	23.141	17.056	17.395						

(22) Nils LAUB

1	10:24:27.588	1:20.115	44.938	17.567	17.610
2	10:25:25.685	58.097	23.660	17.182	17.255
3	10:26:23.055	57.370	23.151	16.956	17.263
4	10:27:20.984	57.929	23.201	17.436	17.292
5	10:28:18.805	57.821	23.373	17.195	17.253
6	10:29:16.400	57.595	23.148	17.231	17.216

(59) Julius COLLIANDER CELIK

1	10:24:10.550	1:03.459	26.125	19.272	18.062
2	10:25:10.043	59.493	23.740	17.780	17.973
3	10:26:08.305	58.262	22.969	17.936	17.357

(58) Robin BUIJS

1	10:24:06.793	1:00.786	25.227	17.448	18.111
---	--------------	-----------------	--------	--------	---------------

Rotax Euro Challenge 2012
 Class: Rotax Max Juniors
 Date/Time: 01.04.2012 11:20

Track: Genk / Belgium
 Heat: Prefinal
 Laps: 11

Edition 1

Kristian THORSEN	55	2nd Chance 5	17	Jakub KADLCAK	78	2nd Chance 6
	33				34	
Ryan ANDERTON	69	2nd Chance 3	16	Ryo HIROOKA	16	2nd Chance 4
	31				32	
Jack BARTHOLOMEV	25	2nd Chance 1	15	Dennis TIJS	27	2nd Chance 2
	29				30	
Sven VAN DER SLIK	45	Points 48 Quali Rank 39	14	Tobias HOLM	19	Points 49 Quali Rank 15
	27				28	
Thor VIELAND CHRIS	43	Points 38 Quali Rank 46	13	Pepijn STEEMAN	34	Points 43 Quali Rank 28
	25				26	
Jessica BACKMAN	26	Points 38 Quali Rank 20	12	Shanaka CLAY	28	Points 38 Quali Rank 43
	23				24	
Shayur HARPAL	37	Points 37 Quali Rank 26	11	Henrique BAPTISTA	36	Points 38 Quali Rank 16
	21				22	
Connor HALL	21	Points 36 Quali Rank 29	10	Josh PRICE	82	Points 37 Quali Rank 22
	19				20	
Jan JONCK	40	Points 35 Quali Rank 17	9	Samu KYLMALA	51	Points 35 Quali Rank 40
	17				18	
Cem BOLUKBASI	38	Points 34 Quali Rank 4	8	Kaan ONDER	7	Points 35 Quali Rank 9
	15				16	
Josh WHITE	61	Points 30 Quali Rank 6	7	Lennert VAN BOGAERT	50	Points 30 Quali Rank 13
	13				14	
Finn KOOIJMAN	6	Points 28 Quali Rank 35	6	Max TIMMERMANS	70	Points 29 Quali Rank 12
	11				12	
Jai NIJJAR	74	Points 25 Quali Rank 18	5	David WOODER	76	Points 28 Quali Rank 27
	9				10	
Ralf ARON	17	Points 21 Quali Rank 8	4	Max AITKEN	49	Points 22 Quali Rank 24
	7				8	
Patrik PASTOROK	84	Points 16 Quali Rank 14	3	Sam SCHIPPERS	98	Points 21 Quali Rank 3
	5				6	
Janneau ESMEIJER	9	Points 7 Quali Rank 5	2	Fazio FRANSSSEN	77	Points 15 Quali Rank 25
	3				4	
Jay GOODWIN	54	Points 2 Quali Rank 7	1	Harry WEBB	35	Points 3 Quali Rank 1
	1				2	

Pole Position

Clerk of the course Nigel Edwards:
 Stewards (Chairman) Olivier Steveny:

Scrutineer Paul Klaassen:
 Timekeeping Ingrid/Meik Wagner:



Rotax Euro Challenge 2012 Genk / Belgium

Rotax Juniors

Genk / Belgium 1,360 Km

Pre-Final -NEW-

01.04.2012 11:20

Race (11 Laps) started at 11:22:56

Pos	No.	Name	Nat.	Chassis	Race Team	Laps	Total Tm	Diff	Best Tm	In Lap	km/h	Points
1	35	Harry WEBB	GBR	Tonykart	Strawberry Racing	11	10:36.366		57.070	9	85,789	34
2	50	Lennert VAN BOGAERT	BEL	Maranello	EGP	11	10:36.644	0.278	57.037	8	85,839	33
3	34	Pepijn STEEMAN	NED	Gillard	DFK	11	10:38.171	1.805	56.891	10	86,059	32
4	69	Ryan ANDERTON	GBR	Tonykart	Coles Racing	11	10:38.239	1.873	56.923	10	86,011	31
5	9	Janneau ESMEIJER	NED	Intrepid	Team TKP	11	10:38.312	1.946	57.014	9	85,874	30
6	61	Josh WHITE	GBR	Tonykart	RL Racing Dept Ltd	11	10:39.768	3.402	56.655	10	86,418	29
7	27	Dennis TIJS	NED	Tonykart	Torenvliet Motorsport	11	10:41.410	5.044	56.865	8	86,099	28
8	77	Fazio FRANSEN	NED	Formula K	Formula K Europe	11	10:41.524	5.158	57.019	9	85,866	27
9	82	Josh PRICE	GBR	Intrepid	RL Racing Dept Ltd	11	10:42.074	5.708	56.827	6	86,156	26
10	19	Tobias HOLM	DEN	Kosmic	Star Karting	11	10:42.552	6.186	57.128	9	85,702	25
11	49	Max AITKEN	GBR	Formula K	Protrain Racing	11	10:43.042	6.676	57.030	7	85,850	24
12	36	Henrique BAPTISTA	POR	Kosmic	Paul Carr Racing	11	10:45.379	9.013	56.908	7	86,034	23
13	45	Sven VAN DER SLIK	NED	Intrepid	Team TKP	11	10:45.502	9.136	57.257	10	85,509	22
14	38	Cem BOLUKBASI	TUR	Kosmic	Paul Carr Racing	11	10:45.585	9.219	56.749	7	86,275	21
15	25	Jack BARTHOLOMEW	GBR	Zanardi	Coles Racing	11	10:45.828	9.462	56.841	7	86,135	20
16	43	Thor VIELAND CHRISTENS	DEN	Tonykart	RS Competition	11	10:46.521	10.155	57.514	7	85,127	19
17	40	Jan JONCK	DEN	Tonykart	RS Competition	11	10:46.872	10.506	57.277	10	85,479	18
18	37	Shayur HARPAL	RSA	Kosmic	Paul Carr Racing	11	10:47.069	10.703	56.988	7	85,913	17
19	17	Ralf ARON	EST	Tonykart	Aix Racing	11	10:47.854	11.488	57.706	2	84,844	16
20	16	Ryo HIROOKA	JPN	DR	VPDR	11	10:47.983	11.617	57.185	9	85,617	15
21	26	Jessica BACKMAN	SWE	Tonykart	Strawberry Racing	11	10:49.783	13.417	57.224	10	85,559	14
22	84	Patrik PASTOROK	SVK	Birel	Kalman Motorsport	11	10:57.936	21.570	57.305	10	85,438	13
23	76	David WOODER	GBR	Alonso	Dan Holland Racing	7	7:04.224	4 Laps	57.463	2	85,203	12
24	28	Shanaka CLAY	SRI	Tonykart	TBA	4	4:05.660	7 Laps	58.605	2	83,542	11
25	51	Samu KYLMALA	FIN	Corsa	Prospeed Finland	3	2:57.219	8 Laps	57.217	3	85,569	10
26	21	Connor HALL	GBR	Tonykart	Coles Racing	1	1:03.112	10 Laps	1:01.962	1	79,016	9
27	6	Finn KOIJMAN	NED	Zanardi	Kartsupport		0.611	11 Laps		0	-	8
28	7	Kaan ONDER	TUR	Alonso	Borusan Otomotiv M/Sport		0.951	11 Laps		0	-	7
29	78	Jakub KADLCAK	CZE	Tonykart	Gregor Racing		2.039	11 Laps		0	-	6

Not classified

DQ	54	Jay GOODWIN	GBR	Tonykart	Strawberry Racing	11	10:39.252	DQ	56.697	9	86,354	0
DQ	70	Max TIMMERMANS	BEL	Formula K	Formula K Europe	8	7:46.883	DQ	57.394	8	85,305	0
DQ	74	Jai NIJJAR	GBR	Tonykart	Global Karting	6	5:53.749	DQ	57.406	6	85,287	0
DQ	55	Kristian THORSEN	DEN	Tonykart	RS Competition	5	5:10.185	DQ	58.047	5	84,345	0
DQ	98	Sam SCHIPPERS	NED	Intrepid	Team TKP	4	4:37.561	DQ	57.610	2	84,985	0

Announcements

These results are provisional until the conclusion of any judicial and technical matters

No. 70 + 98 + 55 + 74 black flag

No. 41 + 38 + 43 + 74 + 77 warning board

Started: 34 Classified: 29 Not classified: 5

No. 54 excluded from prefinal / reason unfair driving

Margin of Victory	Ø km/h	Best Lap Tm	km/h	Best Lap by
0.278	84,631	56.655	86,418	61 - Josh WHITE

Official Timing www.camp-company.de / www.motorsport-events.se

Orbits

Timekeeping Ingrid and Meik Wagner:

Clerk of the course Nigel Edwards:

www.mylaps.com

Steward (Chairman) Olivier Steveny:

Chief Scrutineer Paul Klaassen:

Licensed to: Motorsport Events

Printed: 01.04.2012 12:58:08

posted at:

h



Rotax Euro Challenge 2012 Genk / Belgium

Rotax Juniors

Genk / Belgium 1,360 Km

Pre-Final

01.04.2012 11:20

Race (11 Laps) started at 11:22:56

Lap	Time of Day	Lap Tm	S1 Tm	S2 Tm	S3 Tm	Lap	Time of Day	Lap Tm	S1 Tm	S2 Tm	S3 Tm
5	11:28:09.099	58.008	23.362	17.251	17.395						
6	11:29:06.897	57.798	23.257	17.105	17.436						
7	11:30:04.544	57.647	23.143	17.112	17.392						
8	11:31:02.104	57.560	23.202	17.054	17.304						
9	11:31:59.678	57.574	23.093	17.130	17.351						
10	11:32:56.983	57.305	22.903	17.054	17.348						
11	11:33:54.592	57.609	23.004	17.184	17.421						

(76) David WOODER

1	11:23:57.811	1:00.600	25.653	17.481	17.466
2	11:24:55.274	57.463	23.096	17.100	17.267
3	11:25:53.087	57.813	23.126	17.483	17.204
4	11:27:04.690	1:11.603	29.694	22.570	19.339
5	11:28:04.083	59.393	24.099	17.653	17.641
6	11:29:02.682	58.599	23.443	17.504	17.652
7	11:30:00.880	58.198	23.314	17.409	17.475

(28) Shanaka CLAY

1	11:24:01.675	1:03.514	27.142	18.203	18.169
2	11:25:00.280	58.605	23.706	17.598	17.301
3	11:26:00.144	59.864	23.912	18.182	17.770
4	11:27:02.316	1:02.172	27.284	17.477	17.411

(51) Samu KYLMALA

1	11:23:59.199	1:01.385	25.418	18.510	17.457
2	11:24:56.658	57.459	23.081	17.207	17.171
3	11:25:53.875	57.217	22.927	17.112	17.178

(21) Connor HALL

1	11:23:59.768	1:01.962	26.027	18.503	17.432
---	--------------	-----------------	---------------	---------------	---------------

(70) Max TIMMERMANS

1	11:23:59.698	1:02.344	26.152	18.657	17.535
2	11:24:57.741	58.043	23.410	17.255	17.378
3	11:25:55.333	57.592	23.095	17.191	17.306
4	11:26:53.172	57.839	23.244	17.270	17.325
5	11:27:50.719	57.547	23.054	17.143	17.350
6	11:28:48.382	57.663	23.150	17.176	17.337
7	11:29:46.145	57.763	22.987	17.095	17.681
8	11:30:43.539	57.394	23.161	17.091	17.142

(74) Jai NIJJAR

1	11:24:01.143	1:03.956	27.251	18.726	17.979
2	11:24:59.357	58.214	23.166	17.591	17.457
3	11:25:56.797	57.440	23.098	17.186	17.156
4	11:26:54.452	57.655	22.947	17.589	17.119
5	11:27:52.999	58.547	23.885	17.162	17.500
6	11:28:50.405	57.406	23.362	16.975	17.069

(55) Kristian THORSEN

1	11:24:01.491	1:02.274	26.014	18.200	18.060
2	11:24:59.670	58.179	23.362	17.339	17.478
3	11:25:58.988	59.318	23.353	18.269	17.696
4	11:27:08.794	1:09.806	24.256	27.314	18.236
5	11:28:06.841	58.047	23.399	17.253	17.395

(98) Sam SCHIPPERS

1	11:23:57.091	1:00.107	24.430	17.524	18.153
2	11:24:54.701	57.610	23.181	17.202	17.227
3	11:25:53.233	58.532	23.611	17.743	17.178
4	11:27:34.217	1:40.984	1:06.172	17.389	17.423

Rotax Euro Challenge 2012
Class: Rotax Max Juniors
Date/Time: 01.04.2012 14:00

Track: Genk / Belgium
Heat: Final
Laps: 14

Edition 1

17

16

Jakub KADLCAK Laps 0
Tm. 2.039

78

15

29

Finn KOOIJMAN Laps 0
Tm. 0.611

6

14

Kaan ONDER Laps 0
Tm. 0.951

7

27

28

Samu KYLMALA Laps 3
Tm. 2:57.219

51

13

Connor HALL Laps 1
Tm. 1:03.112

21

25

26

David WOODER Laps 7
Tm. 7:04.224

76

12

Shanaka CLAY Laps 4
Tm. 4:05.660

28

23

24

Jessica BACKMAN Laps 11
Tm. 10:49.783

26

11

Patrik PASTOROK Laps 11
Tm. 10:57.936

84

21

22

Ralf ARON Laps 11
Tm. 10:47.854

17

10

Ryo HIROOKA Laps 11
Tm. 10:47.983

16

19

20

Jan JONCK Laps 11
Tm. 10:46.872

40

9

Shayur HARPAL Laps 11
Tm. 10:47.069

37

17

18

Jack BARTHOLOMEV Laps 11
Tm. 10:45.828

25

8

Thor VIELAND CHRIS Laps 11
Tm. 10:46.521

43

15

16

Sven VAN DER SLIK Laps 11
Tm. 10:45.502

45

7

Cem BOLUKBASI Laps 11
Tm. 10:45.585

38

13

14

Max AITKEN Laps 11
Tm. 10:43.042

49

6

Henrique BAPTISTA Laps 11
Tm. 10:45.379

36

11

12

Josh PRICE Laps 11
Tm. 10:42.074

82

5

Tobias HOLM Laps 11
Tm. 10:42.552

19

9

10

Dennis TIJS Laps 11
Tm. 10:41.410

27

4

Fazio FRANSSEN Laps 11
Tm. 10:41.524

77

7

8

Janneau ESMEIJER Laps 11
Tm. 10:38.312

9

3

Josh WHITE Laps 11
Tm. 10:39.768

61

5

6

Pepijn STEEMAN Laps 11
Tm. 10:38.171

34

2

Ryan ANDERTON Laps 11
Tm. 10:38.239

69

3

4

Harry WEBB Laps 11
Tm. 10:36.366

35

1

Lennert VAN BOGAERT Laps 11
Tm. 10:36.644

50

1

Row

2

Pole Position

Clerk of the course Nigel Edwards:

Scrutineer Paul Klaassen:

Stewards (Chairman) Olivier Steveny:

Timekeeping Ingrid/Meik Wagner:



Rotax Euro Challenge 2012 Genk / Belgium

Rotax Juniors Genk / Belgium 1,360 Km

Final 01.04.2012 14:00

Race (14 Laps) started at 14:18:00


Pos	No.	Name	Nat.	Chassis	Race Team	Laps	Total Tm	Diff	Best Tm	In Lap	km/h	Points
1	35	Harry WEBB	GBR	Tonykart	Strawberry Racing	14	13:13.679		56.249	9	87,042	55
2	9	Janneau ESMEIJER	NED	Intrepid	Team TKP	14	13:13.867	0.188	56.222	9	87,083	52
3	77	Fazio FRANSEN	NED	Formula K	Formula K Europe	14	13:16.356	2.677	56.359	14	86,872	50
4	61	Josh WHITE	GBR	Tonykart	RL Racing Dept Ltd	14	13:16.592	2.913	56.279	14	86,995	49
5	49	Max AITKEN	GBR	Formula K	Protrain Racing	14	13:19.301	5.622	56.401	10	86,807	48
6	34	Pepijn STEEMAN	NED	Gillard	DFK	14	13:19.589	5.910	56.624	11	86,465	47
7	69	Ryan ANDERTON	GBR	Tonykart	Coles Racing	14	13:19.800	6.121	56.569	10	86,549	46
8	19	Tobias HOLM	DEN	Kosmic	Star Karting	14	13:20.263	6.584	56.535	8	86,601	45
9	21	Connor HALL	GBR	Tonykart	Coles Racing	14	13:21.019	7.340	56.156	13	87,186	44
10	40	Jan JONCK	DEN	Tonykart	RS Competition	14	13:21.965	8.286	56.218	13	87,090	43
11	50	Lennert VAN BOGAERT	BEL	Maranello	EGP	14	13:22.279	8.600	56.217	11	87,091	42
12	38	Cem BOLUKBASI	TUR	Kosmic	Paul Carr Racing	14	13:24.026	10.347	56.338	10	86,904	41
13	51	Samu KYLMALA	FIN	Corsa	Prospeed Finland	14	13:25.632	11.953	56.404	11	86,802	40
14	26	Jessica BACKMAN	SWE	Tonykart	Strawberry Racing	14	13:27.072	13.393	56.380	7	86,839	39
15	17	Ralf ARON	EST	Tonykart	Aix Racing	14	13:28.160	14.481	56.445	11	86,739	38
16	25	Jack BARTHOLOMEW	GBR	Zanardi	Coles Racing	14	13:28.540	14.861	56.627	12	86,461	37
17	6	Finn KOIJMAN	NED	Zanardi	Kartsupport	14	13:30.398	16.719	56.527	8	86,613	36
18	37	Shayur HARPAL	RSA	Kosmic	Paul Carr Racing	14	13:31.159	17.480	56.573	9	86,543	35
19	82	Josh PRICE	GBR	Intrepid	RL Racing Dept Ltd	14	13:31.859	18.180	56.592	14	86,514	34
20	7	Kaan ONDER	TUR	Alonso	Borusan Otomotiv M/Sport	14	13:32.181	18.502	56.561	9	86,561	33
21	78	Jakub KADLCAK	CZE	Tonykart	Gregor Racing	14	13:33.970	20.291	56.950	11	85,970	32
22	43	Thor VIELAND CHRISTENS	DEN	Tonykart	RS Competition	14	13:35.092	21.413	56.767	11	86,247	31
23	16	Ryo HIROOKA	JPN	DR	VPDR	14	13:35.426	21.747	56.875	8	86,084	30
24	76	David WOODER	GBR	Alonso	Dan Holland Racing	14	13:36.009	22.330	56.314	9	86,941	29
25	28	Shanaka CLAY	SRI	Tonykart	TBA	14	13:38.464	24.785	56.536	8	86,600	28
26	84	Patrik PASTOROK	SVK	Birel	Kalman Motorsport	14	13:56.617	42.938	56.551	9	86,577	27
27	45	Sven VAN DER SLIK	NED	Intrepid	Team TKP	4	4:05.677	10 Laps	57.993	4	84,424	26

Not classified

DQ	27	Dennis TIJS	NED	Tonykart	Torenvliet Motorsport	11	10:43.626	DQ	56.552	8	86,575	0
DQ	36	Henrique BAPTISTA	POR	Kosmic	Paul Carr Racing	7	6:59.307	DQ	56.872	4	86,088	0
DQ	54	Jay GOODWIN	GBR	Tonykart	Strawberry Racing			DQ		0	-	0
DQ	70	Max TIMMERMANS	BEL	Formula K	Formula K Europe			DQ		0	-	0
DQ	74	Jai NIJJAR	GBR	Tonykart	Global Karting			DQ		0	-	0
DQ	98	Sam SCHIPPERS	NED	Intrepid	Team TKP			DQ		0	-	0
DQ	55	Kristian THORSEN	DEN	Tonykart	RS Competition			DQ		0	-	0

Announcements
 These results are provisional until the conclusion of any judicial and technical matters
 No. 43 + 7 + 26 warning board
 No. 36 + 27 black flag
 Started: 29 Classified: 27 Not classified: 2

Margin of Victory	Ø km/h	Best Lap Tm	km/h	Best Lap by
0.188	86,362	56.156	87,186	21 - Connor HALL

Timekeeping Ingrid and Meik Wagner:  Clerk of the course Nigel Edwards: www.mylaps.com
 Steward (Chairman) Olivier Steveny: Chief Scrutineer Paul Klaassen: Licensed to: Motorsport Events
 Printed: 01.04.2012 14:33:32 posted at: h



Rotax Euro Challenge 2012 Genk / Belgium

Rotax Juniors

Genk / Belgium 1,360 Km

Final

01.04.2012 14:00

Race (14 Laps) started at 14:18:00

Lap	Time of Day	Lap Tm	S1 Tm	S2 Tm	S3 Tm	Lap	Time of Day	Lap Tm	S1 Tm	S2 Tm	S3 Tm
2	14:20:00.222	58.680	23.576	17.827	17.277						
3	14:20:57.766	57.544	22.966	16.942	17.636						
4	14:21:54.638	56.872	22.805	16.865	17.202						
5	14:22:51.773	57.135	23.275	16.839	17.021						
6	14:24:02.516	1:10.743	36.645	16.995	17.103						
7	14:24:59.423	56.907	22.918	16.931	17.058						

Timekeeping Ingrid and Meik Wagner:

Clerk of the course Nigel Edwards:

Steward (Chairman) Olivier Steveny:

Chief Scrutineer Paul Klaassen:

www.mylaps.com

Licensed to: Motorsport Events