



Rotax Euro Challenge 2012 Wackersdorf

Rotax Juniors

Wackersdorf 1,275 Km

Non Qualifying Practice 1 Odd Numbers

11.05.2012 12:20

Practice (7:00 Time) started at 12:21:09

Pos	No.	Name	Nat.	Chassis	Race Team	Laps	Best Tm	Diff	Gap In Lap	km/h
1	9	Janneau ESMEIJER	NED	Intrepid	Team TKP	6	52.030			4 88,218
2	15	Lars LAMBORELLE	NED	Intrepid	Team TKP	6	52.330	0.300	0.300	1 87,713
3	7	Kaan ONDER	TUR	Alonso	Borusan Otomotiv M/Sport	7	52.356	0.326	0.026	7 87,669
4	61	Josh WHITE	GBR	Tonykart	RL Racing Dept Ltd	6	52.357	0.327	0.001	3 87,667
5	73	Lando NORRIS	GBR	Tonykart	RL Racing Dept Ltd	6	52.368	0.338	0.011	3 87,649
6	69	Ryan ANDERTON	GBR	Tonykart	Coles Racing	7	52.469	0.439	0.101	3 87,480
7	35	Harry WEBB	GBR	Tonykart	Strawberry Racing	7	52.494	0.464	0.025	2 87,439
8	53	Guan Yu ZHOU	GBR	Tonykart	Strawberry Racing	7	52.503	0.473	0.009	5 87,424
9	89	Joseph BURTON-HARRIS	AUS	Formula K	Formula K Europe	7	52.539	0.509	0.036	2 87,364
10	49	Max AITKEN	GBR	Formula K	Protrain Racing	7	52.543	0.513	0.004	3 87,357
11	21	Connor HALL	GBR	Tonykart	Coles Racing	7	52.601	0.571	0.058	1 87,261
12	77	Fazio FRANSEN	NED	Formula K	Formula K Europe	7	52.612	0.582	0.011	3 87,242
13	17	Ralf ARON	EST	Tonykart	Aix Racing	7	52.661	0.631	0.049	1 87,161
14	37	Shayur HARPAL	RSA	Kosmic	Paul Carr Racing	7	52.710	0.680	0.049	2 87,080
15	71	Florian WIESINGER	AUT	DR	VPDR	7	52.761	0.731	0.051	7 86,996
16	67	William TAYLFORTH	GBR	Tonykart	Coles Racing	7	52.917	0.887	0.156	7 86,740
17	25	Jack BARTHOLOMEW	GBR	Zanardi	Coles Racing	7	52.959	0.929	0.042	7 86,671
18	19	Tobias HOLM	DEN	Kosmic	Star Karting	7	52.962	0.932	0.003	7 86,666
19	57	Jonathan JUDEK	GER	FK	KM Racing	7	53.006	0.976	0.044	6 86,594
20	23	Remo RAHULA	EST	Intrepid	Talvar Racing	7	53.126	1.096	0.120	7 86,398
21	87	Tom MEIJER	NED	Formula K	Formula K Europe	7	53.206	1.176	0.080	6 86,268
22	59	Julius COLLIANDER CELIK	SWE	Kosmic	Soda Kart	6	53.271	1.241	0.065	5 86,163
23	85	Ermo PIHTJOE	EST	Sodikart	Aix Racing Team	7	53.308	1.278	0.037	3 86,103
24	65	Emilien CARDE	FRA	Sodikart	Matec Competition	7	53.392	1.362	0.084	7 85,968
25	45	Sven VAN DER SLIK	NED	Intrepid	Team TKP	6	53.690	1.660	0.298	3 85,491
26	29	Teodor MORIN	SWE	Kosmic	Soda Kart	7	53.717	1.687	0.027	4 85,448

Timekeeping Ingrid and Meik Wagner:

Clerk of the course Nigel Edwards:

www.mylaps.com

Steward (Chairman) Horst Seidel:

Chief Scrutineer Paul Klaassen:

Licensed to: Motorsport Events

Printed: 11.05.2012 12:30:42

posted at:

h



Rotax Euro Challenge 2012 Wackersdorf

Rotax Juniors

Wackersdorf 1,275 Km

Non Qualifying Practice 1 Odd Numbers

11.05.2012 12:20

Practice (7:00 Time) started at 12:21:04

Lap	Time of Day	Lap Tm	S1 Tm	S2 Tm	S3 Tm	Lap	Time of Day	Lap Tm	S1 Tm	S2 Tm	S3 Tm
(9) Janneau ESMEIJER						(49) Max AITKEN					
1	12:23:52.224	52.128	18.852	16.771	16.505	1	12:23:37.538	52.735	18.888	17.247	16.600
2	12:24:44.741	52.517	18.859	17.078	16.580	2	12:24:30.299	52.761	18.963	16.977	16.821
3	12:25:37.194	52.453	18.772	16.982	16.699	3	12:25:22.842	52.543	18.969	16.961	16.613
4	12:26:29.224	52.030	18.821	16.734	16.475	4	12:26:15.895	53.053	18.934	17.043	17.076
5	12:27:21.592	52.368	18.897	16.893	16.578	5	12:27:08.909	53.014	19.067	17.028	16.919
6	12:28:13.780	52.188	18.896	16.728	16.564	6	12:28:01.801	52.892	19.214	17.009	16.669
(15) Lars LAMBORELLE						(21) Connor HALL					
1	12:23:53.334	52.330	18.841	16.887	16.602	1	12:23:35.312	52.601	18.876	17.043	16.682
2	12:24:45.685	52.351	18.883	16.917	16.551	2	12:24:28.150	52.838	19.008	17.123	16.707
3	12:25:38.292	52.607	19.072	16.966	16.569	3	12:25:21.183	53.033	18.948	17.224	16.861
4	12:26:31.180	52.888	19.021	17.211	16.656	4	12:26:13.978	52.795	18.861	17.271	16.663
5	12:27:23.708	52.528	19.004	16.910	16.614	5	12:27:06.899	52.921	18.903	17.374	16.644
6	12:28:16.365	52.657	18.949	16.956	16.752	6	12:27:59.637	52.738	18.830	17.149	16.759
(7) Kaan ONDER						(77) Fazio FRANSSEN					
1	12:23:38.923	52.557	18.841	17.048	16.668	1	12:23:41.839	52.641	18.994	16.973	16.674
2	12:24:31.584	52.661	18.913	17.051	16.697	2	12:24:34.597	52.758	19.049	17.081	16.628
3	12:25:24.114	52.530	18.854	17.016	16.660	3	12:25:27.209	52.612	18.895	17.061	16.656
4	12:26:16.936	52.822	18.990	17.088	16.744	4	12:26:20.082	52.873	18.939	17.083	16.851
5	12:27:10.363	53.427	19.301	17.213	16.913	5	12:27:12.998	52.916	18.927	17.139	16.850
6	12:28:04.320	53.957	18.918	18.084	16.955	6	12:28:06.243	53.245	18.942	17.112	17.191
7	12:28:56.676	52.356	18.766	16.989	16.601	7	12:29:00.928	54.685	19.177	17.261	18.247
(61) Josh WHITE						(17) Ralf ARON					
1	12:23:39.422	52.837	19.098	17.091	16.648	1	12:23:35.506	52.661	18.942	17.122	16.597
2	12:24:32.100	52.678	19.007	16.984	16.687	2	12:24:28.307	52.801	19.028	17.187	16.586
3	12:25:24.457	52.357	18.782	16.915	16.660	3	12:25:21.300	52.993	18.904	17.258	16.831
4	12:26:17.456	52.999	18.959	17.086	16.954	4	12:26:14.134	52.834	18.908	17.237	16.689
5	12:27:14.461	57.005	18.945	18.850	19.210	5	12:27:07.050	52.916	18.878	17.358	16.680
6	12:28:07.455	52.994	19.122	16.998	16.874	6	12:27:59.936	52.886	19.120	17.149	16.617
(73) Lando NORRIS						(37) Shayur HARPAL					
1	12:23:41.488	52.830	18.996	17.105	16.729	1	12:23:36.309	53.047	19.056	17.150	16.841
2	12:24:34.147	52.659	19.056	16.924	16.679	2	12:24:29.019	52.710	18.878	17.076	16.756
3	12:25:26.515	52.368	18.812	16.921	16.635	3	12:25:22.123	53.104	18.831	17.215	17.058
4	12:26:18.907	52.392	18.881	16.895	16.616	4	12:26:15.629	53.506	18.902	17.645	16.959
5	12:27:11.863	52.956	18.822	17.160	16.974	5	12:27:10.829	55.200	20.436	17.212	17.552
6	12:28:08.192	56.329	18.949	17.360	20.020	6	12:28:05.786	54.957	19.574	17.585	17.798
(69) Ryan ANDERTON						(71) Florian WIESINGER					
1	12:23:39.210	53.329	19.580	16.981	16.768	1	12:23:37.287	53.026	19.031	17.242	16.753
2	12:24:32.362	53.152	19.348	17.142	16.662	2	12:24:30.553	53.266	18.992	17.068	17.206
3	12:25:24.831	52.469	18.965	16.913	16.591	3	12:25:23.345	52.792	18.984	17.109	16.699
4	12:26:17.586	52.755	18.990	16.947	16.818	4	12:26:16.488	53.143	19.276	17.167	16.700
5	12:27:10.666	53.080	19.077	17.217	16.786	5	12:27:10.028	53.540	19.281	17.331	16.928
6	12:28:03.788	53.122	19.117	17.356	16.649	6	12:28:03.296	53.268	19.069	17.427	16.772
7	12:28:56.277	52.489	18.897	16.923	16.669	7	12:28:56.057	52.761	18.886	17.057	16.818
(35) Harry WEBB						(67) William TAYLFORTH					
1	12:23:34.002	52.665	18.916	17.029	16.720	1	12:23:34.925	53.269	19.255	17.138	16.876
2	12:24:26.496	52.494	18.798	16.908	16.788	2	12:24:29.281	54.356	19.919	17.262	17.175
3	12:25:19.367	52.871	19.047	16.924	16.900	3	12:25:22.803	53.522	19.141	17.074	17.307
4	12:26:11.937	52.570	18.904	16.973	16.693	4	12:26:18.094	55.291	20.052	17.530	17.709
5	12:27:04.627	52.690	18.791	16.986	16.913	5	12:27:11.517	53.423	19.156	17.222	17.045
6	12:27:58.940	54.313	19.038	18.344	16.931	6	12:28:05.238	53.721	19.106	17.167	17.448
7	12:28:51.686	52.746	18.962	17.085	16.699	7	12:28:58.155	52.917	19.084	17.027	16.806
(53) Guan Yu ZHOU						(25) Jack BARTHOLOMEW					
1	12:23:33.937	52.939	18.946	17.091	16.902	1	12:23:07.423	53.754	19.427	17.278	17.049
2	12:24:26.723	52.786	18.959	17.079	16.748	2	12:24:00.676	53.253	19.276	17.150	16.827
3	12:25:19.644	52.921	18.928	17.038	16.955	3	12:24:54.593	53.917	19.090	17.918	16.909
4	12:26:12.882	53.238	19.454	17.116	16.668	4	12:25:47.625	53.032	19.070	17.177	16.785
5	12:27:05.385	52.503	18.719	17.050	16.734						
6	12:27:58.133	52.748	18.891	17.069	16.788						
7	12:28:51.047	52.914	18.928	17.156	16.830						
(89) Joseph BURTON-HARRIS											
1	12:23:33.478	53.000	19.205	17.086	16.709						
2	12:24:26.017	52.539	18.902	16.987	16.650						
3	12:25:18.698	52.681	18.951	16.962	16.768						

Timekeeping Ingrid and Meik Wagner:



Clerk of the course Nigel Edwards:

Steward (Chairman) Horst Seidel:

Chief Scrutineer Paul Klaassen:

www.mylaps.com

Licensed to: Motorsport Events



Rotax Euro Challenge 2012 Wackersdorf

Rotax Juniors

Wackersdorf 1,275 Km

Non Qualifying Practice 1 Odd Numbers

11.05.2012 12:20

Practice (7:00 Time) started at 12:21:04

Lap	Time of Day	Lap Tm	S1 Tm	S2 Tm	S3 Tm
5	12:26:40.662	53.037	19.164	17.088	16.785
6	12:27:34.752	54.090	20.292	17.058	16.740
7	12:28:27.711	52.959	19.190	17.063	16.706

(19) Tobias HOLM

1	12:23:34.608	53.336	19.289	17.248	16.799
2	12:24:27.723	53.115	19.163	17.178	16.774
3	12:25:22.996	55.273	19.009	17.987	18.277
4	12:26:16.011	53.015	19.037	17.127	16.851
5	12:27:09.110	53.099	19.147	17.211	16.741
6	12:28:02.146	53.036	19.105	17.183	16.748
7	12:28:55.108	52.962	19.147	17.121	16.694

(57) Jonathan JUDEK

1	12:22:58.398	53.621	19.460	17.264	16.897
2	12:23:51.661	53.263	19.044	17.324	16.895
3	12:24:45.133	53.472	19.262	17.465	16.745
4	12:25:39.396	54.263	20.253	17.238	16.772
5	12:26:32.716	53.320	19.314	17.293	16.713
6	12:27:25.722	53.006	18.927	17.265	16.814
7	12:28:19.012	53.290	19.371	17.141	16.778

(23) Remo RAHULA

1	12:23:29.907	54.139	19.814	17.063	17.262
2	12:24:24.340	54.433	20.553	17.100	16.780
3	12:25:19.599	55.259	19.613	17.140	18.506
4	12:26:13.376	53.777	19.834	17.190	16.753
5	12:27:06.564	53.188	19.160	17.245	16.783
6	12:27:59.933	53.369	19.391	17.055	16.923
7	12:28:53.059	53.126	19.458	16.998	16.670

(87) Tom MEIJER

1	12:23:35.127	53.354	19.306	17.168	16.880
2	12:24:28.573	53.446	19.496	17.221	16.729
3	12:25:21.964	53.391	18.945	17.398	17.048
4	12:26:16.121	54.157	19.312	17.258	17.587
5	12:27:09.489	53.368	19.234	17.299	16.835
6	12:28:02.695	53.206	19.370	17.078	16.758
7	12:28:58.081	55.386	19.151	17.134	19.101

(59) Julius COLLIANDER CELIK

1	12:22:54.975	53.597	19.351	17.458	16.788
2	12:23:48.722	53.747	19.487	17.385	16.875
3	12:24:42.240	53.518	19.233	17.374	16.911
4	12:25:35.629	53.389	19.146	17.331	16.912
5	12:26:28.900	53.271	19.264	17.226	16.781
6	12:27:31.719	1:02.819	19.465	17.268	26.086

(85) Ermo PIHTJOE

1	12:23:02.956	53.931	19.426	17.384	17.121
2	12:23:56.579	53.623	19.275	17.223	17.125
3	12:24:49.887	53.308	19.200	17.234	16.874
4	12:25:43.332	53.445	19.165	17.223	17.057
5	12:26:38.879	55.547	19.086	17.434	19.027
6	12:27:35.722	56.843	22.238	17.511	17.094
7	12:28:29.309	53.587	19.362	17.328	16.897

(65) Emilien CARDE

1	12:23:30.691	53.530	19.209	17.299	17.022
2	12:24:26.424	55.733	19.798	18.003	17.932
3	12:25:20.160	53.736	19.556	17.276	16.904
4	12:26:14.540	54.380	19.740	17.772	16.868
5	12:27:08.866	54.326	18.963	17.595	17.768
6	12:28:05.992	57.126	20.138	19.386	17.602
7	12:28:59.384	53.392	19.220	17.271	16.901

(45) Sven VAN DER SLIK

1	12:23:31.835	59.006	19.266	18.587	21.153
2	12:24:25.841	54.006	19.559	17.521	16.926
3	12:25:19.531	53.690	19.323	17.105	17.262
4	12:26:13.524	53.993	20.159	17.167	16.667
5	12:27:11.821	58.297	18.940	20.496	18.861
6	12:28:08.028	56.207	19.685	17.276	19.246

(29) Teodor MORIN

1	12:22:54.503	54.472	20.033	17.421	17.018
2	12:23:49.775	55.272	19.644	18.540	17.088
3	12:24:43.856	54.081	19.696	17.323	17.062
4	12:25:37.573	53.717	19.502	17.338	16.877
5	12:26:31.644	54.071	19.597	17.588	16.886
6	12:27:25.805	54.161	19.577	17.360	17.224
7	12:28:19.803	53.998	19.823	17.271	16.904

Timekeeping Ingrid and Meik Wagner:



Clerk of the course Nigel Edwards:

Steward (Chairman) Horst Seidel:

Chief Scrutineer Paul Klaassen:

Licensed to: Motorsport Events



Rotax Euro Challenge 2012 Wackersdorf

Rotax Juniors

Wackersdorf 1,275 Km

Non Qualifying Practice 1 Even Numbers

11.05.2012 12:30

Practice (7:00 Time) started at 12:30:32

Pos	No.	Name	Nat.	Chassis	Race Team	Laps	Best Tm	Diff	Gap In Lap	km/h
1	86	Max HOFER	AUT	Birel	Speedworld Academy	7	52.008		6	88,256
2	38	Cem BOLUKBASI	TUR	Kosmic	Paul Carr Racing	7	52.139	0.131	0.131	7 88,034
3	28	Shanaka CLAY	SRL	Tonykart	TBA	7	52.153	0.145	0.014	7 88,010
4	54	Jay GOODWIN	GBR	Tonykart	Strawberry Racing	7	52.168	0.160	0.015	7 87,985
5	42	Berkay BESLER	TUR	Tonykart	DNR Racing/Bouvin Power	7	52.179	0.171	0.011	7 87,966
6	36	Henrique BAPTISTA	POR	Kosmic	Paul Carr Racing	7	52.259	0.251	0.080	4 87,832
7	50	Lennert VAN BOGAERT	BLR	Maranello	EGP	7	52.276	0.268	0.017	6 87,803
8	20	Nico MÜLLER	GER	DR	VPDR	7	52.280	0.272	0.004	6 87,796
9	30	Joel DEPTUCH	POL	Praga	Uniq Racing	7	52.292	0.284	0.012	4 87,776
10	56	Thomas SALVA	CZE	MS Kart	MS Kart Racing Team	7	52.308	0.300	0.016	6 87,749
11	18	Thomas PREINING	AUT	Formula K	Protrain Racing	7	52.310	0.302	0.002	4 87,746
12	34	Pepijn STEEMAN	NED	Gillard	DFK	7	52.373	0.365	0.063	7 87,641
13	48	Frida GRANDIN	SWE	Kosmic	Soda Kart	7	52.391	0.383	0.018	6 87,610
14	78	Jakub KADLCAK	CZE	Tonykart	Gregor Racing	7	52.401	0.393	0.010	4 87,594
15	98	Sam SCHIPPERS	NED	Intrepid	Team TKP	7	52.413	0.405	0.012	7 87,574
16	26	Jessica BACKMAN	SWE	Tonykart	Strawberry Racing	7	52.418	0.410	0.005	7 87,565
17	16	Ryo HIROOKA	JPN	DR	VPDR	7	52.447	0.439	0.029	7 87,517
18	72	Pavel SRDINKO	CZE	Sassport	SRDAS	7	52.460	0.452	0.013	3 87,495
19	40	Jan JONCK	DEN	Tonykart	RS Competition	7	52.463	0.455	0.003	6 87,490
20	60	Jan FILIP	CZE	Maranello	OK Kart	7	52.482	0.474	0.019	6 87,459
21	68	Vince HERCSIK	HUN	Birel	Kalman Motorsport	7	52.496	0.488	0.014	4 87,435
22	66	Peter HUBER	AUT	Birel	Kalman Motorsport	7	52.680	0.672	0.184	6 87,130
23	44	Ameer HASSAN	LIB	Formula K	Formula K Europe	7	52.710	0.702	0.030	4 87,080
24	70	Max TIMMERMANS	BEL	Formula K	Formula K Europe	7	52.715	0.707	0.005	4 87,072
25	64	Momo OKUDA	JPN	DR	VPDR	7	52.736	0.728	0.021	6 87,037
26	74	Jai NIJJAR	GBR	Tonykart	Chris Rogers Motorsport	7	52.766	0.758	0.030	4 86,988
27	52	Boris KOLFF	NED	Intrepid	Team TKP	7	53.358	1.350	0.592	4 86,023

Timekeeping Ingrid and Meik Wagner:

Clerk of the course Nigel Edwards:

www.mylaps.com

Steward (Chairman) Horst Seidel:

Chief Scrutineer Paul Klaassen:

Licensed to: Motorsport Events

Printed: 11.05.2012 12:38:13

posted at:

h



Rotax Euro Challenge 2012 Wackersdorf

Rotax Juniors

Wackersdorf 1,275 Km

Non Qualifying Practice 1 Even Numbers

11.05.2012 12:30

Practice (7:00 Time) started at 12:30:30

Lap	Time of Day	Lap Tm	S1 Tm	S2 Tm	S3 Tm	Lap	Time of Day	Lap Tm	S1 Tm	S2 Tm	S3 Tm
1	12:32:26.335	53.189	19.230	17.254	16.705	2	12:33:15.384	54.181	19.580	17.334	17.267
2	12:33:19.002	52.667	18.914	17.035	16.718	3	12:34:08.242	52.858	19.028	17.103	16.727
3	12:34:11.580	52.578	18.874	16.993	16.711	4	12:35:01.429	53.187	18.856	17.194	17.137
4	12:35:04.405	52.825	18.742	17.154	16.929	5	12:35:54.627	53.198	18.926	17.406	16.866
5	12:35:57.482	53.077	19.350	17.093	16.634	6	12:36:47.363	52.736	18.795	17.099	16.842
6	12:36:49.984	52.502	18.850	17.004	16.648	7	12:37:41.152	53.789	19.521	17.528	16.740
7	12:37:42.431	52.447	18.821	16.903	16.723						

(72) Pavel SRDINKO

1	12:32:30.048	53.258	19.309	17.284	16.665
2	12:33:23.296	53.248	19.067	17.313	16.868
3	12:34:15.756	52.460	18.828	17.011	16.621
4	12:35:08.753	52.997	19.207	17.148	16.642
5	12:36:02.806	54.053	19.517	17.071	17.465
6	12:36:55.507	52.701	19.021	17.041	16.639
7	12:37:48.265	52.758	19.094	17.040	16.624

(74) Jai NIJJAR

1	12:32:27.591	53.522	19.213	17.319	16.990
2	12:33:20.574	52.983	19.046	17.062	16.875
3	12:34:13.468	52.894	18.957	17.021	16.916
4	12:35:06.234	52.766	18.912	17.039	16.815
5	12:35:59.344	53.110	19.359	17.015	16.736
6	12:36:52.290	52.946	18.807	17.268	16.842
7	12:37:45.375	53.085	19.041	17.202	16.842

(40) Jan JONCK

1	12:32:19.061	52.937	19.164	17.065	16.708
2	12:33:11.803	52.742	19.069	17.031	16.642
3	12:34:05.073	53.270	18.991	17.461	16.818
4	12:34:57.814	52.741	18.990	17.073	16.678
5	12:35:50.497	52.683	18.996	17.034	16.653
6	12:36:42.960	52.463	18.825	17.008	16.630
7	12:37:35.561	52.601	18.947	16.995	16.659

(52) Boris KOLFF

1	12:32:23.845	54.162	19.574	17.576	17.012
2	12:33:17.523	53.678	19.079	17.335	17.264
3	12:34:10.970	53.447	19.142	17.379	16.926
4	12:35:04.328	53.358	18.879	17.332	17.147
5	12:35:58.000	53.672	19.158	17.482	17.032
6	12:36:51.996	53.996	19.210	17.311	17.475
7	12:37:46.831	54.835	19.134	17.519	18.182

(60) Jan FILIP

1	12:32:28.546	54.177	19.355	17.308	17.514
2	12:33:23.383	54.837	20.407	17.210	17.220
3	12:34:18.016	54.633	19.653	18.049	16.931
4	12:35:10.683	52.667	18.925	17.025	16.717
5	12:36:03.404	52.721	18.814	17.169	16.738
6	12:36:55.886	52.482	18.808	17.021	16.653
7	12:37:48.543	52.657	18.835	17.129	16.693

(68) Vince HERCSIK

1	12:32:31.157	52.781	19.046	17.043	16.692
2	12:33:23.794	52.637	18.786	17.120	16.731
3	12:34:16.639	52.845	18.964	17.136	16.745
4	12:35:09.135	52.496	18.810	17.021	16.665
5	12:36:01.772	52.637	18.856	17.092	16.689
6	12:36:54.309	52.537	18.880	17.045	16.612
7	12:37:47.121	52.812	19.193	16.938	16.681

(66) Peter HUBER

1	12:32:27.648	54.597	20.056	17.651	16.890
2	12:33:21.046	53.398	19.444	17.160	16.794
3	12:34:14.087	53.041	18.942	17.290	16.809
4	12:35:07.322	53.235	19.369	17.089	16.777
5	12:36:00.073	52.751	18.980	17.077	16.694
6	12:36:52.753	52.680	18.904	17.017	16.759
7	12:37:45.842	53.089	19.055	17.098	16.936

(44) Ameer HASSAN

1	12:32:22.178	53.907	19.852	17.263	16.792
2	12:33:15.665	53.487	19.294	17.135	17.058
3	12:34:08.918	53.253	18.955	17.172	17.126
4	12:35:01.628	52.710	18.817	17.037	16.856
5	12:35:54.853	53.225	18.869	17.133	17.223
6	12:36:48.045	53.192	18.697	17.513	16.982
7	12:37:41.286	53.241	19.032	17.473	16.736

(70) Max TIMMERMANS

1	12:32:28.758	53.448	19.533	17.043	16.872
2	12:33:33.794	1:05.036	19.202	17.213	28.621
3	12:34:27.108	53.314	19.295	17.087	16.932
4	12:35:19.823	52.715	18.906	16.978	16.831
5	12:36:12.759	52.936	19.063	17.099	16.774
6	12:37:05.479	52.720	18.953	17.003	16.764
7	12:37:58.219	52.740	18.863	17.004	16.873

(64) Momo OKUDA

1	12:32:21.203	53.248	19.035	17.277	16.936
---	--------------	--------	--------	--------	--------



Rotax Euro Challenge 2012 Wackersdorf

Rotax Juniors

Wackersdorf 1,275 Km

Non Qualifying Practice 2 Odd Numbers

11.05.2012 14:20

Practice (7:00 Time) started at 14:20:00

Pos	No.	Name	Nat.	Chassis	Race Team	Laps	Best Tm	Diff	Gap In Lap	km/h
1	9	Janneau ESMEIJER	NED	Intrepid	Team TKP	6	51.673			4 88,828
2	49	Max AITKEN	GBR	Formula K	Protrain Racing	7	51.941	0.268	0.268	5 88,369
3	21	Connor HALL	GBR	Tonykart	Coles Racing	6	52.020	0.347	0.079	4 88,235
4	61	Josh WHITE	GBR	Tonykart	RL Racing Dept Ltd	6	52.020	0.347		6 88,235
5	89	Joseph BURTON-HARRIS	AUS	Formula K	Formula K Europe	7	52.038	0.365	0.018	5 88,205
6	53	Guan Yu ZHOU	GBR	Tonykart	Strawberry Racing	7	52.103	0.430	0.065	3 88,095
7	15	Lars LAMBORELLE	NED	Intrepid	Team TKP	6	52.117	0.444	0.014	3 88,071
8	23	Remo RAHULA	EST	Intrepid	Talvar Racing	5	52.138	0.465	0.021	5 88,036
9	77	Fazio FRANSSSEN	NED	Formula K	Formula K Europe	8	52.143	0.470	0.005	6 88,027
10	35	Harry WEBB	GBR	Tonykart	Strawberry Racing	6	52.185	0.512	0.042	6 87,956
11	45	Sven VAN DER SLIK	NED	Intrepid	Team TKP	6	52.216	0.543	0.031	4 87,904
12	73	Lando NORRIS	GBR	Tonykart	RL Racing Dept Ltd	6	52.245	0.572	0.029	6 87,855
13	17	Ralf ARON	EST	Tonykart	Aix Racing	6	52.248	0.575	0.003	6 87,850
14	7	Kaan ONDER	TUR	Alonso	Borusan Otomotiv M/Sport	6	52.265	0.592	0.017	2 87,822
15	67	William TAYLFORTH	GBR	Tonykart	Coles Racing	6	52.268	0.595	0.003	5 87,817
16	69	Ryan ANDERTON	GBR	Tonykart	Coles Racing	6	52.270	0.597	0.002	4 87,813
17	37	Shayur HARPAL	RSA	Kosmic	Paul Carr Racing	6	52.299	0.626	0.029	6 87,765
18	25	Jack BARTHOLOMEW	GBR	Zanardi	Coles Racing	7	52.358	0.685	0.059	6 87,666
19	71	Florian WIESINGER	AUT	DR	VPDR	7	52.371	0.698	0.013	3 87,644
20	19	Tobias HOLM	DEN	Kosmic	Star Karting	7	52.573	0.900	0.202	4 87,307
21	87	Tom MEIJER	NED	Formula K	Formula K Europe	5	52.644	0.971	0.071	3 87,189
22	57	Jonathan JUDEK	GER	FK	KM Racing	7	52.731	1.058	0.087	7 87,046
23	65	Emilien CARDE	FRA	Sodikart	Matec Competition	7	53.114	1.441	0.383	6 86,418
24	59	Julius COLLIANDER CELIK	SWE	Kosmic	Soda Kart	7	53.253	1.580	0.139	4 86,192
25	29	Teodor MORIN	SWE	Kosmic	Soda Kart	7	53.303	1.630	0.050	6 86,111
26	85	Ermo PIHTJOE	EST	Sodikart	Aix Racing Team	6	53.339	1.666	0.036	3 86,053

Timekeeping Ingrid and Meik Wagner:

Clerk of the course Nigel Edwards:

www.mylaps.com

Steward (Chairman) Horst Seidel:

Chief Scrutineer Paul Klaassen:

Licensed to: Motorsport Events

Printed: 11.05.2012 14:28:24

posted at:

h



Rotax Euro Challenge 2012 Wackersdorf

Rotax Juniors

Wackersdorf 1,275 Km

Non Qualifying Practice 2 Odd Numbers

11.05.2012 14:20

Practice (7:00 Time) started at 14:20:00

Lap	Time of Day	Lap Tm	S1 Tm	S2 Tm	S3 Tm	Lap	Time of Day	Lap Tm	S1 Tm	S2 Tm	S3 Tm
(9) Janneau ESMEIJER						6	14:26:07.476	52.143	18.708	16.850	16.585
1	14:22:59.848	52.072	18.853	16.757	16.462	7	14:26:59.628	52.152	18.822	16.834	16.496
2	14:23:51.658	51.810	18.764	16.587	16.459	8	14:27:52.229	52.601	18.816	16.901	16.884
3	14:24:43.442	51.784	18.758	16.657	16.369	(35) Harry WEBB					
4	14:25:35.115	51.673	18.713	16.603	16.357	1	14:22:54.135	52.555	18.852	16.929	16.774
5	14:26:26.860	51.745	18.618	16.762	16.365	2	14:23:46.452	52.317	18.815	16.840	16.662
6	14:27:18.960	52.100	18.774	16.846	16.480	3	14:24:38.873	52.421	18.907	16.885	16.629
(49) Max AITKEN						4	14:25:31.820	52.947	19.407	16.963	16.577
1	14:22:39.245	52.305	18.911	16.833	16.561	5	14:26:24.090	52.270	18.780	16.843	16.647
2	14:23:31.511	52.266	18.886	16.850	16.530	6	14:27:16.275	52.185	18.807	16.816	16.562
3	14:24:23.791	52.280	18.852	16.892	16.536	(45) Sven VAN DER SLIK					
4	14:25:15.883	52.092	18.809	16.811	16.472	1	14:22:51.103	52.628	19.043	16.972	16.613
5	14:26:07.824	51.941	18.712	16.755	16.474	2	14:23:43.507	52.404	18.930	16.885	16.589
6	14:27:00.027	52.203	18.870	16.743	16.590	3	14:24:35.903	52.396	18.919	16.910	16.567
7	14:27:52.295	52.268	18.862	16.912	16.494	4	14:25:28.119	52.216	18.786	16.877	16.553
(21) Connor HALL						5	14:26:20.897	52.778	19.030	17.070	16.678
1	14:22:57.504	52.445	18.892	16.893	16.660	6	14:27:13.126	52.229	18.825	16.812	16.592
2	14:23:49.566	52.062	18.675	16.797	16.590	(73) Lando NORRIS					
3	14:24:41.688	52.122	18.829	16.770	16.523	1	14:22:46.465	52.586	18.753	16.972	16.861
4	14:25:33.708	52.020	18.670	16.832	16.518	2	14:23:38.945	52.480	18.793	17.077	16.610
5	14:26:26.119	52.411	18.714	17.061	16.636	3	14:24:31.224	52.279	18.877	16.886	16.516
6	14:27:18.553	52.434	18.755	16.990	16.689	4	14:25:23.805	52.581	19.002	16.880	16.699
(61) Josh WHITE						5	14:26:17.334	53.529	18.736	18.136	16.657
1	14:22:49.820	52.485	19.005	16.863	16.617	6	14:27:09.579	52.245	18.771	16.790	16.684
2	14:23:42.057	52.237	18.860	16.816	16.561	(17) Ralf ARON					
3	14:24:34.164	52.107	18.713	16.815	16.579	1	14:22:54.904	53.486	19.357	17.381	16.748
4	14:25:26.541	52.377	19.067	16.777	16.533	2	14:23:47.308	52.404	18.789	17.031	16.584
5	14:26:18.617	52.076	18.760	16.824	16.492	3	14:24:39.732	52.424	18.833	16.951	16.640
6	14:27:10.637	52.020	18.721	16.773	16.526	4	14:25:32.173	52.441	18.927	16.989	16.525
(89) Joseph BURTON-HARRIS						5	14:26:24.557	52.384	18.889	16.956	16.539
1	14:22:37.883	52.483	19.037	16.873	16.573	6	14:27:16.805	52.248	18.752	16.898	16.598
2	14:23:30.098	52.215	18.785	16.865	16.565	(7) Kaan ONDER					
3	14:24:22.640	52.542	18.957	16.900	16.685	1	14:22:54.626	52.664	18.944	17.067	16.653
4	14:25:14.929	52.289	18.861	16.831	16.597	2	14:23:46.891	52.265	18.763	16.912	16.590
5	14:26:06.967	52.038	18.757	16.733	16.548	3	14:24:39.164	52.273	18.782	16.859	16.632
6	14:26:59.087	52.120	18.858	16.753	16.509	4	14:25:31.723	52.559	19.005	16.957	16.597
7	14:27:54.403	55.316	18.884	16.790	19.642	5	14:26:24.322	52.599	19.131	16.898	16.570
(53) Guan Yu ZHOU						6	14:27:16.589	52.267	18.790	16.826	16.651
1	14:22:30.579	57.840	21.320	19.739	16.781	(67) William TAYLFORTH					
2	14:23:23.448	52.869	18.982	17.239	16.648	1	14:22:56.379	52.724	19.058	16.910	16.756
3	14:24:15.551	52.103	18.757	16.838	16.508	2	14:23:48.826	52.447	18.869	16.935	16.643
4	14:25:07.715	52.164	18.767	16.860	16.537	3	14:24:41.625	52.799	18.940	16.990	16.869
5	14:26:00.122	52.407	18.737	17.028	16.642	4	14:25:34.265	52.640	19.169	16.855	16.616
6	14:26:52.524	52.402	18.855	16.937	16.610	5	14:26:26.533	52.268	18.763	16.946	16.559
7	14:27:44.861	52.337	18.772	16.977	16.588	6	14:27:19.310	52.777	18.864	17.361	16.552
(15) Lars LAMBORELLE						(69) Ryan ANDERTON					
1	14:22:47.548	52.144	18.905	16.767	16.472	1	14:22:51.977	52.657	19.090	16.979	16.588
2	14:23:39.734	52.186	18.795	16.862	16.529	2	14:23:44.446	52.469	19.101	16.835	16.533
3	14:24:31.851	52.117	18.765	16.784	16.568	3	14:24:36.766	52.320	18.953	16.816	16.551
4	14:25:24.111	52.260	18.806	16.796	16.658	4	14:25:29.036	52.270	18.966	16.821	16.483
5	14:26:16.507	52.396	18.746	17.057	16.593	5	14:26:21.728	52.692	19.061	17.049	16.582
6	14:27:08.917	52.410	18.861	16.924	16.625	6	14:27:14.051	52.323	18.950	16.837	16.536
(23) Remo RAHULA						(37) Shayur HARPAL					
1	14:21:48.686	54.541	19.985	17.569	16.987	1	14:22:46.881	52.625	18.710	17.000	16.915
2	14:22:43.652	54.966	19.475	17.335	18.156	2	14:23:39.447	52.566	18.848	17.058	16.660
3	14:25:18.647	2:34.995	2:01.104	17.219	16.672	3	14:24:32.037	52.590	18.773	16.939	16.878
4	14:26:10.840	52.193	18.829	16.891	16.473	4	14:25:24.525	52.488	18.905	16.946	16.637
5	14:27:02.978	52.138	18.817	16.750	16.571	5	14:26:17.644	53.119	18.635	17.766	16.718
(77) Fazio FRANSSEN						6	14:27:09.943	52.299	18.752	16.923	16.624
1	14:21:44.940	52.706	19.054	17.088	16.564	(25) Jack BARTHOLOMEW					
2	14:22:37.500	52.560	19.023	16.914	16.623	1	14:22:29.955	54.241	19.882	17.438	16.921
3	14:23:30.030	52.530	18.975	16.881	16.674	2	14:23:22.890	52.935	19.025	17.074	16.836
4	14:24:22.885	52.855	19.185	17.048	16.622	3	14:24:15.309	52.419	18.798	16.947	16.674
5	14:25:15.333	52.448	18.847	16.931	16.670	4	14:25:08.932	53.623	19.393	17.492	16.738

Timekeeping Ingrid and Meik Wagner:  Clerk of the course Nigel Edwards:

Steward (Chairman) Horst Seidel: Chief Scrutineer Paul Klaassen:



Rotax Euro Challenge 2012 Wackersdorf

Rotax Juniors

Wackersdorf 1,275 Km

Non Qualifying Practice 2 Odd Numbers

11.05.2012 14:20

Practice (7:00 Time) started at 14:20:00

Lap	Time of Day	Lap Tm	S1 Tm	S2 Tm	S3 Tm
5	14:26:01.485	52.553	18.937	16.945	16.671
6	14:26:53.843	52.358	18.823	16.899	16.636
7	14:27:46.361	52.518	18.921	17.008	16.589

(71) Florian WIESINGER

1	14:22:28.970	53.929	19.478	17.601	16.850
2	14:23:21.679	52.709	19.069	16.957	16.683
3	14:24:14.050	52.371	18.910	16.908	16.553
4	14:25:06.716	52.666	18.779	17.002	16.885
5	14:25:59.341	52.625	18.999	16.937	16.689
6	14:26:51.837	52.496	18.968	16.882	16.646
7	14:27:45.255	53.418	19.111	17.743	16.564

(19) Tobias HOLM

1	14:22:29.189	57.354	22.533	18.035	16.786
2	14:23:22.081	52.892	19.099	17.074	16.719
3	14:24:14.974	52.893	18.996	17.247	16.650
4	14:25:07.547	52.573	19.012	16.971	16.590
5	14:26:00.590	53.043	19.236	17.050	16.757
6	14:26:53.222	52.632	18.929	17.049	16.654
7	14:27:45.837	52.615	18.933	17.069	16.613

(87) Tom MEIJER

1	14:22:35.736	53.179	19.438	16.977	16.764
2	14:23:28.568	52.832	19.196	16.905	16.731
3	14:24:21.212	52.644	19.077	16.822	16.745
4	14:25:13.906	52.694	18.903	16.948	16.843
5	14:26:09.004	55.098	19.151	16.834	19.113

(57) Jonathan JUDEK

1	14:22:26.852	53.761	19.804	17.173	16.784
2	14:23:20.371	53.519	19.470	17.153	16.896
3	14:24:13.367	52.996	19.151	17.112	16.733
4	14:25:06.924	53.557	19.054	17.174	17.329
5	14:25:59.800	52.876	19.055	17.083	16.738
6	14:26:52.899	53.099	19.427	17.098	16.574
7	14:27:45.630	52.731	18.930	17.168	16.633

(65) Emilien CARDE

1	14:22:26.526	54.307	20.007	17.338	16.962
2	14:23:20.099	53.573	19.324	17.250	16.999
3	14:24:13.946	53.847	19.983	17.110	16.754
4	14:25:07.162	53.216	19.273	17.219	16.724
5	14:26:00.517	53.355	19.063	17.398	16.894
6	14:26:53.631	53.114	19.245	17.152	16.717
7	14:27:47.115	53.484	19.532	17.192	16.760

(59) Julius COLLIANDER CELIK

1	14:21:52.172	53.923	19.427	17.655	16.841
2	14:22:47.441	55.269	19.333	17.922	18.014
3	14:23:40.811	53.370	19.286	17.219	16.865
4	14:24:34.064	53.253	19.148	17.306	16.799
5	14:25:27.604	53.540	19.474	17.081	16.985
6	14:26:21.521	53.917	19.142	17.862	16.913
7	14:27:15.162	53.641	19.405	17.477	16.759

(29) Teodor MORIN

1	14:21:48.762	53.836	19.442	17.494	16.900
2	14:22:42.161	53.399	19.251	17.263	16.885
3	14:23:35.630	53.469	19.235	17.215	17.019
4	14:24:29.121	53.491	19.366	17.293	16.832
5	14:25:22.826	53.705	19.439	17.154	17.112
6	14:26:16.129	53.303	19.381	17.102	16.820
7	14:27:09.855	53.726	19.338	17.222	17.166

(85) Ermo PIHTJOE

1	14:22:46.637	53.917	19.040	17.464	17.413
2	14:23:40.335	53.698	19.370	17.464	16.864
3	14:24:33.674	53.339	19.026	17.370	16.943
4	14:25:28.002	54.328	20.225	17.232	16.871
5	14:26:24.577	56.575	19.812	17.574	19.189
6	14:27:20.195	55.618	21.382	17.414	16.822



Rotax Euro Challenge 2012 Wackersdorf

Rotax Juniors

Wackersdorf 1,275 Km

Non Qualifying Practice 2 Even Numbers

11.05.2012 14:30

Practice (7:00 Time) started at 14:30:04

Pos	No.	Name	Nat.	Chassis	Race Team	Laps	Best Tm	Diff	Gap In Lap	km/h
1	50	Lennert VAN BOGAERT	BLR	Maranello	EGP	7	51.818			5 88,579
2	18	Thomas PREINING	AUT	Formula K	Protrain Racing	7	51.914	0.096	0.096	6 88,415
3	98	Sam SCHIPPERS	NED	Intrepid	Team TKP	7	51.928	0.110	0.014	5 88,392
4	48	Frida GRANDIN	SWE	Kosmic	Soda Kart	7	51.959	0.141	0.031	7 88,339
5	26	Jessica BACKMAN	SWE	Tonykart	Strawberry Racing	7	51.960	0.142	0.001	2 88,337
6	54	Jay GOODWIN	GBR	Tonykart	Strawberry Racing	7	51.967	0.149	0.007	7 88,325
7	42	Berkay BESLER	TUR	Tonykart	DNR Racing/Bouvin Power	7	51.992	0.174	0.025	3 88,283
8	40	Jan JONCK	DEN	Tonykart	RS Competition	7	52.064	0.246	0.072	6 88,161
9	44	Ameer HASSAN	LIB	Formula K	Formula K Europe	7	52.075	0.257	0.011	6 88,142
10	28	Shanaka CLAY	SRL	Tonykart	TBA	7	52.082	0.264	0.007	7 88,130
11	16	Ryo HIROOKA	JPN	DR	VPDR	7	52.109	0.291	0.027	7 88,085
12	86	Max HOFER	AUT	Birel	Speedworld Academy	7	52.123	0.305	0.014	3 88,061
13	70	Max TIMMERMANS	BEL	Formula K	Formula K Europe	7	52.130	0.312	0.007	2 88,049
14	68	Vince HERCSIK	HUN	Birel	Kalman Motorsport	7	52.167	0.349	0.037	6 87,987
15	38	Cem BOLUKBASI	TUR	Kosmic	Paul Carr Racing	7	52.195	0.377	0.028	2 87,939
16	20	Nico MÜLLER	GER	DR	VPDR	7	52.200	0.382	0.005	7 87,931
17	64	Momo OKUDA	JPN	DR	VPDR	7	52.263	0.445	0.063	6 87,825
18	78	Jakub KADLCAK	CZE	Tonykart	Gregor Racing	7	52.288	0.470	0.025	2 87,783
19	34	Pepijn STEEMAN	NED	Gillard	DFK	7	52.289	0.471	0.001	4 87,781
20	36	Henrique BAPTISTA	POR	Kosmic	Paul Carr Racing	7	52.313	0.495	0.024	5 87,741
21	66	Peter HUBER	AUT	Birel	Kalman Motorsport	7	52.338	0.520	0.025	5 87,699
22	56	Thomas SALVA	CZE	MS Kart	MS Kart Racing Team	7	52.343	0.525	0.005	6 87,691
23	30	Joel DEPTUCH	POL	Praga	Uniq Racing	7	52.439	0.621	0.096	7 87,530
24	60	Jan FILIP	CZE	Maranello	OK Kart	7	52.508	0.690	0.069	5 87,415
25	72	Pavel SRDINKO	CZE	Sassport	SRDAS	7	52.649	0.831	0.141	4 87,181
26	52	Boris KOLFF	NED	Intrepid	Team TKP	7	52.944	1.126	0.295	4 86,695

Timekeeping Ingrid and Meik Wagner:

Clerk of the course Nigel Edwards:

www.mylaps.com

Steward (Chairman) Horst Seidel:

Chief Scrutineer Paul Klaassen:

Licensed to: Motorsport Events

Printed: 11.05.2012 14:38:08

posted at:

h



Rotax Euro Challenge 2012 Wackersdorf

Rotax Juniors

Wackersdorf 1,275 Km

Non Qualifying Practice 2 Even Numbers

11.05.2012 14:30

Practice (7:00 Time) started at 14:30:07

Lap	Time of Day	Lap Tm	S1 Tm	S2 Tm	S3 Tm	Lap	Time of Day	Lap Tm	S1 Tm	S2 Tm	S3 Tm
1	14:31:49.605	53.108	19.008	17.323	16.777	2	14:32:57.821	52.751	19.070	17.023	16.658
2	14:32:42.055	52.450	18.902	16.966	16.582	3	14:33:50.564	52.743	19.199	16.991	16.553
3	14:33:34.528	52.473	18.861	17.048	16.564	4	14:34:43.213	52.649	19.065	16.907	16.677
4	14:34:28.057	53.529	18.822	17.171	17.536	5	14:35:35.868	52.655	19.077	16.918	16.660
5	14:35:21.319	53.262	19.475	17.138	16.649	6	14:36:28.677	52.809	18.944	17.051	16.814
6	14:36:13.582	52.263	18.703	16.930	16.630	7	14:37:21.396	52.719	19.059	16.991	16.669
7	14:37:05.974	52.392	18.755	16.966	16.671						

(78) Jakob KADLCAK

1	14:31:55.537	52.408	18.752	16.979	16.677
2	14:32:47.825	52.288	18.770	16.845	16.673
3	14:33:40.742	52.917	19.324	16.941	16.652
4	14:34:33.248	52.506	18.717	17.047	16.742
5	14:35:25.722	52.474	18.687	17.125	16.662
6	14:36:18.400	52.678	18.733	17.082	16.863
7	14:37:10.756	52.356	18.729	16.958	16.669

(52) Boris KOLFF

1	14:32:03.332	53.284	19.386	17.091	16.807
2	14:32:56.314	52.982	19.141	16.964	16.877
3	14:33:49.381	53.067	19.177	17.041	16.849
4	14:34:42.325	52.944	19.183	17.025	16.736
5	14:35:35.665	1:14.340	18.987	17.076	38.277
6	14:36:28.677	54.775	20.552	17.226	16.997
7	14:37:21.396	53.941	19.170	17.129	16.642

(34) Pepijn STEEMAN

1	14:31:49.233	52.642	19.035	17.001	16.606
2	14:32:41.735	52.502	18.964	16.914	16.624
3	14:33:34.161	52.426	18.974	16.907	16.545
4	14:34:26.450	52.289	18.779	16.893	16.617
5	14:35:18.781	52.331	18.964	16.827	16.540
6	14:36:11.083	52.302	18.820	16.892	16.590
7	14:37:03.675	52.592	19.202	16.824	16.566

(36) Henrique BAPTISTA

1	14:32:14.699	52.812	19.125	17.059	16.628
2	14:33:08.230	53.531	19.937	17.025	16.569
3	14:34:00.651	52.421	18.882	16.935	16.604
4	14:34:53.460	52.809	19.419	16.838	16.552
5	14:35:45.773	52.313	18.863	16.883	16.567
6	14:36:38.187	52.414	18.871	16.944	16.599
7	14:37:30.699	52.512	18.946	16.945	16.621

(66) Peter HUBER

1	14:31:54.323	53.077	19.046	17.234	16.797
2	14:32:46.899	52.576	18.923	17.085	16.568
3	14:33:39.719	52.820	18.844	17.336	16.640
4	14:34:33.694	53.975	18.997	17.990	16.988
5	14:35:26.032	52.338	18.807	16.879	16.652
6	14:36:18.663	52.631	18.832	17.004	16.795
7	14:37:11.331	52.668	18.964	17.033	16.671

(56) Thomas SALVA

1	14:32:11.196	53.345	19.321	17.114	16.910
2	14:33:03.657	52.461	18.891	16.995	16.575
3	14:33:56.139	52.482	18.776	16.952	16.754
4	14:34:48.699	52.560	18.962	17.017	16.581
5	14:35:41.061	52.362	18.939	16.859	16.564
6	14:36:33.404	52.343	18.746	16.976	16.621
7	14:37:27.355	53.951	18.811	17.153	17.987

(30) Joel DEPTUCH

1	14:32:25.409	52.811	19.000	17.148	16.663
2	14:33:18.106	52.697	18.960	17.050	16.687
3	14:34:10.642	52.536	18.886	17.047	16.603
4	14:35:03.184	52.542	18.943	16.942	16.657
5	14:35:55.703	52.519	18.860	16.977	16.682
6	14:36:48.312	52.609	18.915	17.044	16.650
7	14:37:40.751	52.439	18.833	17.027	16.579

(60) Jan FILIP

1	14:31:54.006	53.233	18.974	17.170	17.089
2	14:32:46.767	52.761	19.038	17.137	16.586
3	14:33:39.303	52.536	18.858	17.005	16.673
4	14:34:32.880	53.577	19.395	17.440	16.742
5	14:35:25.388	52.508	18.924	16.933	16.651
6	14:36:18.462	53.074	18.895	17.363	16.816
7	14:37:10.981	52.519	18.916	16.999	16.604

(72) Pavel SRDINKO

1	14:32:05.070	53.015	19.295	17.055	16.665
---	--------------	--------	--------	--------	--------

Timekeeping Ingrid and Meik Wagner:



Clerk of the course Nigel Edwards:

Steward (Chairman) Horst Seidel:

Chief Scrutineer Paul Klaassen:

www.mylaps.com



Rotax Euro Challenge 2012 Wackersdorf

Rotax Juniors

Wackersdorf 1,275 Km

Qualifying Practice Group J1

11.05.2012 17:00

Qualifying (15:00 Time) started at 17:00:02

Pos	No.	Name	Nat.	Chassis	Race Team	Laps	Best Tm	Diff	Gap In Lap	km/h
1	89	Joseph BURTON-HARRIS	AUS	Formula K	Formula K Europe	8	51.828		8	88,562
2	69	Ryan ANDERTON	GBR	Tonykart	Coles Racing	9	52.028	0.200	0.200	7 88,222
3	18	Thomas PREINING	AUT	Formula K	Protrain Racing	9	52.058	0.230	0.030	9 88,171
4	49	Max AITKEN	GBR	Formula K	Protrain Racing	8	52.063	0.235	0.005	7 88,162
5	53	Guan Yu ZHOU	GBR	Tonykart	Strawberry Racing	9	52.075	0.247	0.012	6 88,142
6	15	Lars LAMBORELLE	NED	Intrepid	Team TKP	8	52.086	0.258	0.011	4 88,123
7	50	Lennert VAN BOGAERT	BEL	Maranello	EGP	9	52.113	0.285	0.027	6 88,078
8	28	Shanaka CLAY	SRL	Tonykart	TBA	10	52.155	0.327	0.042	5 88,007
9	48	Frida GRANDIN	SWE	Kosmic	Soda Kart	10	52.168	0.340	0.013	8 87,985
10	77	Fazio FRANSSSEN	NED	Formula K	Formula K Europe	8	52.233	0.405	0.065	7 87,875
11	42	Berkay BESLER	TUR	Tonykart	DNR Racing/Bouvin Power	9	52.258	0.430	0.025	9 87,833
12	68	Vince HERCSIK	HUN	Birel	Kalman Motorsport	9	52.261	0.433	0.003	9 87,828
13	20	Nico MÜLLER	GER	DR	VPDR	9	52.271	0.443	0.010	6 87,812
14	26	Jessica BACKMAN	SWE	Tonykart	Strawberry Racing	9	52.351	0.523	0.080	4 87,677
15	40	Jan JONCK	DEN	Tonykart	RS Competition	9	52.363	0.535	0.012	3 87,657
16	74	Jai NIJJAR	GBR	Tonykart	Chris Rogers Motorsport	9	52.433	0.605	0.070	8 87,540
17	86	Max HOFER	AUT	Birel	Speedworld Academy	9	52.448	0.620	0.015	9 87,515
18	37	Shayur HARPAL	RSA	Kosmic	Paul Carr Racing	9	52.484	0.656	0.036	4 87,455
19	17	Ralf ARON	EST	Tonykart	Aix Racing	9	52.517	0.689	0.033	7 87,400
20	60	Jan FILIP	CZE	Maranello	OK Kart	11	52.662	0.834	0.145	9 87,160
21	78	Jakub KADLCAK	CZE	Tonykart	Gregor Racing	8	52.709	0.881	0.047	8 87,082
22	36	Henrique BAPTISTA	POR	Kosmic	Paul Carr Racing	8	52.732	0.904	0.023	4 87,044
23	57	Jonathan JUDEK	GER	FK	KM Racing	9	52.790	0.962	0.058	4 86,948
24	52	Boris KOLFF	NED	Intrepid	Team TKP	9	52.806	0.978	0.016	5 86,922
25	85	Ermo PIHTJOE	EST	Sodikart	Aix Racing Team	8	53.123	1.295	0.317	8 86,403
26	59	Julius COLLIANDER CELIK	SWE	Kosmic	Soda Kart	13	53.249	1.421	0.126	12 86,199
27	23	Remo RAHULA	EST	Intrepid	Talvar Racing	3	56.859	5.031	3.610	3 80,726

Announcements

These results are provisional until the conclusion of any judicial and technical matters
No. 26 warning board

Timekeeping Ingrid and Meik Wagner:

Clerk of the course Nigel Edwards:

www.mylaps.com

Steward (Chairman) Horst Seidel:

Chief Scrutineer Paul Klaassen:

Licensed to: Motorsport Events

Printed: 11.05.2012 17:17:25

posted at:

h



Rotax Euro Challenge 2012 Wackersdorf

Rotax Juniors

Wackersdorf 1,275 Km

Qualifying Practice Group J2

11.05.2012 17:30

Qualifying (15:00 Time) started at 17:30:00

Pos	No.	Name	Nat.	Chassis	Race Team	Laps	Best Tm	Diff	Gap In Lap	km/h
1	9	Janneau ESMEIJER	NED	Intrepid	Team TKP	8	51.627			6 88,907
2	98	Sam SCHIPPERS	NED	Intrepid	Team TKP	8	51.836	0.209	0.209	4 88,548
3	34	Pepijn STEEMAN	NED	Gillard	DFK	9	51.860	0.233	0.024	6 88,508
4	21	Connor HALL	GBR	Tonykart	Coles Racing	8	51.928	0.301	0.068	7 88,392
5	35	Harry WEBB	GBR	Tonykart	Strawberry Racing	8	51.942	0.315	0.014	3 88,368
6	56	Thomas SALVA	CZE	MS Kart	MS Kart Racing Team	8	51.968	0.341	0.026	6 88,324
7	73	Lando NORRIS	GBR	Tonykart	RL Racing Dept Ltd	8	51.979	0.352	0.011	6 88,305
8	7	Kaan ONDER	TUR	Alonso	Borusan Otomotiv M/Sport	8	51.980	0.353	0.001	6 88,303
9	61	Josh WHITE	GBR	Tonykart	RL Racing Dept Ltd	8	51.992	0.365	0.012	5 88,283
10	71	Florian WIESINGER	AUT	DR	VPDR	8	52.020	0.393	0.028	3 88,235
11	70	Max TIMMERMANS	BEL	Formula K	Formula K Europe	8	52.025	0.398	0.005	7 88,227
12	54	Jay GOODWIN	GBR	Tonykart	Strawberry Racing	8	52.044	0.417	0.019	6 88,195
13	30	Joel DEPTUCH	POL	Praga	Uniq Racing	8	52.067	0.440	0.023	5 88,156
14	45	Sven VAN DER SLIK	NED	Intrepid	Team TKP	8	52.111	0.484	0.044	7 88,081
15	38	Cem BOLUKBASI	TUR	Kosmic	Paul Carr Racing	8	52.112	0.485	0.001	6 88,080
16	64	Momo OKUDA	JPN	DR	VPDR	8	52.131	0.504	0.019	2 88,047
17	16	Ryo HIROOKA	JPN	DR	VPDR	8	52.132	0.505	0.001	2 88,046
18	87	Tom MEIJER	NED	Formula K	Formula K Europe	8	52.155	0.528	0.023	5 88,007
19	44	Ameer HASSAN	LIB	Formula K	Formula K Europe	8	52.162	0.535	0.007	6 87,995
20	67	William TAYLFORTH	GBR	Tonykart	Coles Racing	8	52.184	0.557	0.022	6 87,958
21	25	Jack BARTHOLOMEW	GBR	Zanardi	Coles Racing	9	52.225	0.598	0.041	7 87,889
22	65	Emilien CARDE	FRA	Sodikart	Matec Competition	8	52.263	0.636	0.038	6 87,825
23	72	Pavel SRDINKO	CZE	Sassport	SRDAS	8	52.428	0.801	0.165	2 87,549
24	66	Peter HUBER	AUT	Birel	Kalman Motorsport	10	52.462	0.835	0.034	5 87,492
25	19	Tobias HOLM	DEN	Kosmic	Star Karting	8	52.812	1.185	0.350	7 86,912
26	29	Teodor MORIN	SWE	Kosmic	Soda Kart	12	52.852	1.225	0.040	8 86,846

Announcements

These results are provisional until the conclusion of any judicial and technical matters

Timekeeping Ingrid and Meik Wagner:

Clerk of the course Nigel Edwards:

www.mylaps.com

Steward (Chairman) Horst Seidel:

Chief Scrutineer Paul Klaassen:

Licensed to: Motorsport Events



Rotax Euro Challenge 2012 Wackersdorf

Rotax Juniors

Wackersdorf 1,275 Km

Total result Qualifying Group J1 / J2

-Official Result-

Pos	No.	Name	Nat.	Chassis	Race Team	total Best Tm	Diff	QJ1 Best Tm	QJ2 Best Tm
1	9	Janneau ESMEIJER	NED	Intrepid	Team TKP	51.627			51.627
2	89	Joseph BURTON-HARRIS	AUS	Formula K	Formula K Europe	51.828	0.201	51.828	
3	98	Sam SCHIPPERS	NED	Intrepid	Team TKP	51.836	0.209		51.836
4	34	Pepijn STEEMAN	NED	Gillard	DFK	51.860	0.233		51.860
5	21	Connor HALL	GBR	Tonykart	Coles Racing	51.928	0.301		51.928
6	35	Harry WEBB	GBR	Tonykart	Strawberry Racing	51.942	0.315		51.942
7	56	Thomas SALVA	CZE	MS Kart	MS Kart Racing Team	51.968	0.341		51.968
8	73	Lando NORRIS	GBR	Tonykart	RL Racing Dept Ltd	51.979	0.352		51.979
9	7	Kaan ONDER	TUR	Alonso	Borusan Otomotiv M/Sport	51.980	0.353		51.980
10	61	Josh WHITE	GBR	Tonykart	RL Racing Dept Ltd	51.992	0.365		51.992
11	71	Florian WIESINGER	AUT	DR	VPDR	52.020	0.393		52.020
12	70	Max TIMMERMANS	BEL	Formula K	Formula K Europe	52.025	0.398		52.025
13	69	Ryan ANDERTON	GBR	Tonykart	Coles Racing	52.028	0.401	52.028	
14	54	Jay GOODWIN	GBR	Tonykart	Strawberry Racing	52.044	0.417		52.044
15	18	Thomas PREINING	AUT	Formula K	Protrain Racing	52.058	0.431	52.058	
16	49	Max AITKEN	GBR	Formula K	Protrain Racing	52.063	0.436	52.063	
17	30	Joel DEPTUCH	POL	Praga	Uniq Racing	52.067	0.440		52.067
18	53	Guan Yu ZHOU	GBR	Tonykart	Strawberry Racing	52.075	0.448	52.075	
19	15	Lars LAMBORELLE	NED	Intrepid	Team TKP	52.086	0.459	52.086	
20	45	Sven VAN DER SLIK	NED	Intrepid	Team TKP	52.111	0.484		52.111
21	38	Cem BOLUKBASI	TUR	Kosmic	Paul Carr Racing	52.112	0.485		52.112
22	50	Lennert VAN BOGAERT	BEL	Maranello	EGP	52.113	0.486	52.113	
23	64	Momo OKUDA	JPN	DR	VPDR	52.131	0.504		52.131
24	16	Ryo HIROOKA	JPN	DR	VPDR	52.132	0.505		52.132
25	87	Tom MEIJER	NED	Formula K	Formula K Europe	52.155	0.528		52.155
26	28	Shanaka CLAY	SRL	Tonykart	TBA	52.155	0.528	52.155	
27	44	Ameer HASSAN	LIB	Formula K	Formula K Europe	52.162	0.535		52.162
28	48	Frida GRANDIN	SWE	Kosmic	Soda Kart	52.168	0.541	52.168	
29	67	William TAYLFORTH	GBR	Tonykart	Coles Racing	52.184	0.557		52.184
30	25	Jack BARTHOLOMEW	GBR	Zanardi	Coles Racing	52.225	0.598		52.225
31	77	Fazio FRANSSSEN	NED	Formula K	Formula K Europe	52.233	0.606	52.233	
32	42	Berkay BESLER	TUR	Tonykart	DNR Racing/Bouvin Power	52.258	0.631	52.258	
33	68	Vince HERCSIK	HUN	Birel	Kalman Motorsport	52.261	0.634	52.261	
34	65	Emilien CARDE	FRA	Sodikart	Matec Competition	52.263	0.636		52.263
35	20	Nico MÜLLER	GER	DR	VPDR	52.271	0.644	52.271	
36	26	Jessica BACKMAN	SWE	Tonykart	Strawberry Racing	52.351	0.724	52.351	
37	40	Jan JONCK	DEN	Tonykart	RS Competition	52.363	0.736	52.363	
38	72	Pavel SRDINKO	CZE	Sassport	SRDAS	52.428	0.801		52.428
39	74	Jai NIJJAR	GBR	Tonykart	Chris Rogers Motorsport	52.433	0.806	52.433	
40	86	Max HOFER	AUT	Birel	Speedworld Academy	52.448	0.821	52.448	
41	66	Peter HUBER	AUT	Birel	Kalman Motorsport	52.462	0.835		52.462
42	37	Shayur HARPAL	RSA	Kosmic	Paul Carr Racing	52.484	0.857	52.484	
43	17	Ralf ARON	EST	Tonykart	Aix Racing	52.517	0.890	52.517	
44	60	Jan FILIP	CZE	Maranello	OK Kart	52.662	1.035	52.662	
45	78	Jakub KADLCAK	CZE	Tonykart	Gregor Racing	52.709	1.082	52.709	

Announcements

These results are provisional until the conclusion of any judicial and technical matters



Rotax Euro Challenge 2012 Wackersdorf

Rotax Juniors

Wackersdorf 1,275 Km

Total result Qualifying Group J1 / J2

-Official Result-

Pos	No.	Name	Nat.	Chassis	Race Team	total Best Tm	Diff	QJ1 Best Tm	QJ2 Best Tm
46	36	Henrique BAPTISTA	POR	Kosmic	Paul Carr Racing	52.732	1.105	52.732	
47	57	Jonathan JUDEK	GER	FK	KM Racing	52.790	1.163	52.790	
48	52	Boris KOLFF	NED	Intrepid	Team TKP	52.806	1.179	52.806	
49	19	Tobias HOLM	DEN	Kosmic	Star Karting	52.812	1.185		52.812
50	29	Teodor MORIN	SWE	Kosmic	Soda Kart	52.852	1.225		52.852
51	85	Ermo PIHTJOE	EST	Sodikart	Aix Racing Team	53.123	1.496	53.123	
52	59	Julius COLLIANDER CELIK	SWE	Kosmic	Soda Kart	53.249	1.622	53.249	
53	23	Remo RAHULA	EST	Intrepid	Talvar Racing	56.859	5.232	56.859	

Announcements

These results are provisional until the conclusion of any judicial and technical matters

**Heat organization
Rotax Euro Challenge 2012
Wackersdorf / Germany
Rotax Max Juniors Group A**

Group	Pos	No.	Firstname	Lastname	Class	Overall BestTm
Group A	1	9	Janneau	ESMEIJER	Juniors	51.627
Group A	5	21	Connor	HALL	Juniors	51.928
Group A	9	7	Kaan	ONDER	Juniors	51.980
Group A	13	69	Ryan	ANDERTON	Juniors	52.028
Group A	17	30	Joel	DEPTUCH	Juniors	52.067
Group A	21	38	Cem	BOLUKBASI	Juniors	52.112
Group A	25	87	Tom	MEIJER	Juniors	52.155
Group A	29	67	William	TAYLFORTH	Juniors	52.184
Group A	33	68	Vince	HERCSIK	Juniors	52.261
Group A	37	40	Jan	JONCK	Juniors	52.363
Group A	41	66	Peter	HUBER	Juniors	52.462
Group A	45	78	Jakub	KADLCAK	Juniors	52.709
Group A	49	19	Tobias	HOLM	Juniors	52.812
Group A	53	23	Remo	RAHULA	Juniors	56.859



Clerk of the course Nigel Edwards:

Stewards (Chairman) Horst Seidel:

Scrutineer Paul Klaassen:

Timekeeping Ingrid/Meik Wagner:

Printed: 11.05.2012 18:39

Posted at: h

**Heat organization
Rotax Euro Challenge 2012
Wackersdorf / Germany
Rotax Max Juniors Group B**

Group	Pos	No.	Firstname	Lastname	Class	Overall BestTm
Group B	2	89	Joseph	BURTON-HARRIS	Juniors	51.828
Group B	6	35	Harry	WEBB	Juniors	51.942
Group B	10	61	Josh	WHITE	Juniors	51.992
Group B	14	54	Jay	GOODWIN	Juniors	52.044
Group B	18	53	Guan Yu	ZHOU	Juniors	52.075
Group B	22	50	Lennert	VAN BOGAERT	Juniors	52.113
Group B	26	28	Shanaka	CLAY	Juniors	52.155
Group B	30	25	Jack	BARTHOLOMEW	Juniors	52.225
Group B	34	65	Emilien	CARDE	Juniors	52.263
Group B	38	72	Pavel	SRDINKO	Juniors	52.428
Group B	42	37	Shayur	HARPAL	Juniors	52.484
Group B	46	36	Henrique	BAPTISTA	Juniors	52.732
Group B	50	29	Teodor	MORIN	Juniors	52.852



Clerk of the course Nigel Edwards:

Stewards (Chairman) Horst Seidel:

Scrutineer Paul Klaassen:

Timekeeping Ingrid/Meik Wagner:

Printed: 11.05.2012 18:39

Posted at: h

**Heat organization
Rotax Euro Challenge 2012
Wackersdorf / Germany
Rotax Max Juniors Group C**

Group	Pos	No.	Firstname	Lastname	Class	Overall BestTm
Group C	3	98	Sam	SCHIPPERS	Juniors	51.836
Group C	7	56	Thomas	SALVA	Juniors	51.968
Group C	11	71	Florian	WIESINGER	Juniors	52.020
Group C	15	18	Thomas	PREINING	Juniors	52.058
Group C	19	15	Lars	LAMBORELLE	Juniors	52.086
Group C	23	64	Momo	OKUDA	Juniors	52.131
Group C	27	44	Ameer	HASSAN	Juniors	52.162
Group C	31	77	Fazio	FRANSSEN	Juniors	52.233
Group C	35	20	Nico	MÜLLER	Juniors	52.271
Group C	39	74	Jai	NIJJAR	Juniors	52.433
Group C	43	17	Ralf	ARON	Juniors	52.517
Group C	47	57	Jonathan	JUDEK	Juniors	52.790
Group C	51	85	Ermo	PIHTJOE	Juniors	53.123



Clerk of the course Nigel Edwards:

Stewards (Chairman) Horst Seidel:

Scrutineer Paul Klaassen:

Timekeeping Ingrid/Meik Wagner:

Printed: 11.05.2012 18:39

posted at: h

**Heat organization
Rotax Euro Challenge 2012
Wackersdorf / Germany
Rotax Max Juniors Group D**

Group	Pos	No.	Firstname	Lastname	Class	Overall BestTm
Group D	4	34	Pepijn	STEEMAN	Juniors	51.860
Group D	8	73	Lando	NORRIS	Juniors	51.979
Group D	12	70	Max	TIMMERMANS	Juniors	52.025
Group D	16	49	Max	AITKEN	Juniors	52.063
Group D	20	45	Sven	VAN DER SLIK	Juniors	52.111
Group D	24	16	Ryo	HIROOKA	Juniors	52.132
Group D	28	48	Frida	GRANDIN	Juniors	52.168
Group D	32	42	Berkay	BESLER	Juniors	52.258
Group D	36	26	Jessica	BACKMAN	Juniors	52.351
Group D	40	86	Max	HOFER	Juniors	52.448
Group D	44	60	Jan	FILIP	Juniors	52.662
Group D	48	52	Boris	KOLFF	Juniors	52.806
Group D	52	59	Julius	COLLIANDER CEI	Juniors	53.249



Clerk of the course Nigel Edwards:

Stewards (Chairman) Horst Seidel:

Scrutineer Paul Klaassen:

Timekeeping Ingrid/Meik Wagner:

Printed: 11.05.2012 18:39

posted at: h

Rotax Euro Challenge 2012
 Class: Rotax Max Juniors
 Date/Time: 12.05.2012 10:50

Track: Wackersdorf / Germany
 Heat: Race 3 Qualifying Heat 1 A+B
 Laps: 8

Edition 1

			18	
	35			36
			17	
	33			34
			16	
	31			32
			15	
	29			30
Remo RAHULA	23	Group A 56.859	14	
	27			28
Tobias HOLM	19	Group A 52.812	13	Teodor MORIN
	25			29
Jakub KADLCAK	78	Group A 52.709	12	Henrique BAPTISTA
	23			36
Peter HUBER	66	Group A 52.462	11	Shayur HARPAL
	21			37
Jan JONCK	40	Group A 52.363	10	Pavel SRDINKO
	19			72
Vince HERCSIK	68	Group A 52.261	9	Emilien CARDE
	17			65
William TAYLFORTH	67	Group A 52.184	8	Jack BARTHOLOMEV
	15			25
Tom MEIJER	87	Group A 52.155	7	Shanaka CLAY
	13			28
Cem BOLUKBASI	38	Group A 52.112	6	Lennert VAN BOGAERT
	11			50
Joel DEPTUCH	30	Group A 52.067	5	Guan Yu ZHOU
	9			53
Ryan ANDERTON	69	Group A 52.028	4	Jay GOODWIN
	7			54
Kaan ONDER	7	Group A 51.980	3	Josh WHITE
	5			61
Connor HALL	21	Group A 51.928	2	Harry WEBB
	3			35
Janneau ESMEIJER	9	Group A 51.627	1	Joseph BURTON-HARRI
	1			89
			Row	2

Pole Position

Clerk of the course Nigel Edwards:
 Stewards (Chairman) Horst Seidel:

Scrutineer Paul Klaassen:
 Timekeeping Ingrid/Meik Wagner:

Rotax Euro Challenge 2012
 Class: Rotax Max Juniors
 Date/Time: 12.05.2012 11:10

Track: Wackersdorf / Germany
 Heat: Race 4 Qualifying Heat 2 C+D
 Laps: 8

Edition 1

	35	18		36
	33	17		34
	31	16		32
	29	15		30
	27	14		28
Ermo PIHTJOE	85 25	13	Julius COLLIANDER CI	59 26
Jonathan JUDEK	57 23	12	Boris KOLFF	52 24
Ralf ARON	17 21	11	Jan FILIP	60 22
Jai NIJJAR	74 19	10	Max HOFER	86 20
Nico MÜLLER	20 17	9	Jessica BACKMAN	26 18
Fazio FRANSSEN	77 15	8	Berkay BESLER	42 16
Ameer HASSAN	44 13	7	Frida GRANDIN	48 14
Momo OKUDA	64 11	6	Ryo HIROOKA	16 12
Lars LAMBORELLE	15 9	5	Sven VAN DER SLIK	45 10
Thomas PREINING	18 7	4	Max AITKEN	49 8
Florian WIESINGER	71 5	3	Max TIMMERMANS	70 6
Thomas SALVA	56 3	2	Lando NORRIS	73 4
Sam SCHIPPERS	98 1	1	Pepijn STEEAN	34 2

Pole Position

Clerk of the course Nigel Edwards:
 Stewards (Chairman) Horst Seidel:

Scrutineer Paul Klaassen:
 Timekeeping Ingrid/Meik Wagner:

Rotax Euro Challenge 2012
 Class: Rotax Max Juniors
 Date/Time: 12.05.2012 13:40

Track: Wackersdorf / Germany
 Heat: Race 10 Qualifying Heat 3 B+C
 Laps: 8

Edition 1

	18	
35		36
	17	
33		34
	16	
31		32
	15	
29		30
	14	
27		28
Teodor MORIN	29	Group B 52.852
25	13	Ermo PIHTJOE
36		85
23		26
Henrique BAPTISTA	36	Group B 52.732
23	12	Jonathan JUDEK
37		57
21		24
Shayur HARPAL	37	Group B 52.484
21	11	Ralf ARON
72		17
19		22
Pavel SRDINKO	72	Group B 52.428
19	10	Jai NIJJAR
65		74
17		20
Emilien CARDE	65	Group B 52.263
17	9	Nico MÜLLER
25		20
15		18
Jack BARTHOLOMEV	25	Group B 52.225
15	8	Fazio FRANSSEN
28		77
13		16
Shanaka CLAY	28	Group B 52.155
13	7	Ameer HASSAN
50		44
11		14
Lennert VAN BOGAERT	50	Group B 52.113
11	6	Momo OKUDA
53		64
9		12
Guan Yu ZHOU	53	Group B 52.075
9	5	Lars LAMBORELLE
54		15
7		10
Jay GOODWIN	54	Group B 52.044
7	4	Thomas PREINING
61		18
5		8
Josh WHITE	61	Group B 51.992
5	3	Florian WIESINGER
35		71
3		6
Harry WEBB	35	Group B 51.942
3	2	Thomas SALVA
89		56
1		4
Joseph BURTON-HARRI	89	Group B 51.828
1	1	Sam SCHIPPERS
1		98
		2

Pole Position

Clerk of the course Nigel Edwards:
 Stewards (Chairman) Horst Seidel:

Scrutineer Paul Klaassen:
 Timekeeping Ingrid/Meik Wagner:

Rotax Euro Challenge 2012
 Class: Rotax Max Juniors
 Date/Time: 12.05.2012 14:00

Track: Wackersdorf / Germany
 Heat: Race 11 Qualifying Heat 4 A+D
 Laps: 8

Edition 1

		18	
	35		36
		17	
	33		34
		16	
	31		32
		15	
	29		30
Remo RAHULA	23	14	
	27		28
Tobias HOLM	19	13	Julius COLLIANDER CI
	25		59
Jakub KADLCAK	78	12	Boris KOLFF
	23		52
Peter HUBER	66	11	Jan FILIP
	21		60
Jan JONCK	40	10	Max HOFER
	19		86
Vince HERCSIK	68	9	Jessica BACKMAN
	17		26
William TAYLFORTH	67	8	Berkay BESLER
	15		42
Tom MEIJER	87	7	Frida GRANDIN
	13		48
Cem BOLUKBASI	38	6	Ryo HIROOKA
	11		16
Joel DEPTUCH	30	5	Sven VAN DER SLIK
	9		45
Ryan ANDERTON	69	4	Max AITKEN
	7		49
Kaan ONDER	7	3	Max TIMMERMANS
	5		70
Connor HALL	21	2	Lando NORRIS
	3		73
Janneau ESMEIJER	9	1	Pepijn STEEAN
	1		34
		Row	2

Pole Position

Clerk of the course Nigel Edwards:
 Stewards (Chairman) Horst Seidel:

Scrutineer Paul Klaassen:
 Timekeeping Ingrid/Meik Wagner:

Rotax Euro Challenge 2012
 Class: Rotax Max Juniors
 Date/Time: 12.05.2012 16:20

Track: Wackersdorf / Germany
 Heat: Race 17 Qualifying Heat 5 A+C
 Laps: 8

Edition 1

	18	
35		36
	17	
33		34
	16	
31		32
	15	
29		30
Remo RAHULA Group A 56.859	14	
27		28
Tobias HOLM Group A 52.812	13	Ermo PIHTJOE Group C 53.123
25		26
Jakub KADLCAK Group A 52.709	12	Jonathan JUDEK Group C 52.790
23		24
Peter HUBER Group A 52.462	11	Ralf ARON Group C 52.517
21		22
Jan JONCK Group A 52.363	10	Jai NIJJAR Group C 52.433
19		20
Vince HERCSIK Group A 52.261	9	Nico MÜLLER Group C 52.271
17		18
William TAYLFORTH Group A 52.184	8	Fazio FRANSSEN Group C 52.233
15		16
Tom MEIJER Group A 52.155	7	Ameer HASSAN Group C 52.162
13		14
Cem BOLUKBASI Group A 52.112	6	Momo OKUDA Group C 52.131
11		12
Joel DEPTUCH Group A 52.067	5	Lars LAMBORELLE Group C 52.086
9		10
Ryan ANDERTON Group A 52.028	4	Thomas PREINING Group C 52.058
7		8
Kaan ONDER Group A 51.980	3	Florian WIESINGER Group C 52.020
5		6
Connor HALL Group A 51.928	2	Thomas SALVA Group C 51.968
3		4
Janneau ESMEIJER Group A 51.627	1	Sam SCHIPPERS Group C 51.836
1		2

Pole Position

Clerk of the course Nigel Edwards:
 Stewards (Chairman) Horst Seidel:

Scrutineer Paul Klaassen:
 Timekeeping Ingrid/Meik Wagner:

Rotax Euro Challenge 2012
 Class: Rotax Max Juniors
 Date/Time: 12.05.2012 16:40

Track: Wackersdorf / Germany
 Heat: Race 18 Qualifying Heat 6 B+D
 Laps: 8

Edition 1

	18	
35		36
	17	
33		34
	16	
31		32
	15	
29		30
	14	
27		28
Teodor MORIN	13	Julius COLLIANDER CI
29		59
Group B		Group D
52.852		53.249
25		26
Henrique BAPTISTA	12	Boris KOLFF
36		52
Group B		Group D
52.732		52.806
23		24
Shayur HARPAL	11	Jan FILIP
37		60
Group B		Group D
52.484		52.662
21		22
Pavel SRDINKO	10	Max HOFER
72		86
Group B		Group D
52.428		52.448
19		20
Emilien CARDE	9	Jessica BACKMAN
65		26
Group B		Group D
52.263		52.351
17		18
Jack BARTHOLOMEV	8	Berkay BESLER
25		42
Group B		Group D
52.225		52.258
15		16
Shanaka CLAY	7	Frida GRANDIN
28		48
Group B		Group D
52.155		52.168
13		14
Lennert VAN BOGAERT	6	Ryo HIROOKA
50		16
Group B		Group D
52.113		52.132
11		12
Guan Yu ZHOU	5	Sven VAN DER SLIK
53		45
Group B		Group D
52.075		52.111
9		10
Jay GOODWIN	4	Max AITKEN
54		49
Group B		Group D
52.044		52.063
7		8
Josh WHITE	3	Max TIMMERMANS
61		70
Group B		Group D
51.992		52.025
5		6
Harry WEBB	2	Lando NORRIS
35		73
Group B		Group D
51.942		51.979
3		4
Joseph BURTON-HARRI	1	Pepijn STEEMAN
89		34
Group B		Group D
51.828		51.860
1		2
	Row	

Pole Position

Clerk of the course Nigel Edwards:
 Stewards (Chairman) Horst Seidel:

Scrutineer Paul Klaassen:
 Timekeeping Ingrid/Meik Wagner:



Rotax Euro Challenge 2012 Wackersdorf

Rotax Juniors

Wackersdorf 1,275 Km

Warm up Odd Numbers

12.05.2012 09:20

Practice (5:00 Time) started at 9:20:01

Pos	No.	Name	Nat.	Chassis	Race Team	Laps	Best Tm	Diff	Gap In Lap	km/h
1	73	Lando NORRIS	GBR	Tonykart	RL Racing Dept Ltd	4	55.809			4 82,245
2	35	Harry WEBB	GBR	Tonykart	Strawberry Racing	3	56.049	0.240	0.240	3 81,893
3	77	Fazio FRANSSEN	NED	Formula K	Formula K Europe	4	56.062	0.253	0.013	4 81,874
4	9	Janneau ESMEIJER	NED	Intrepid	Team TKP	4	56.236	0.427	0.174	4 81,620
5	19	Tobias HOLM	DEN	Kosmic	Star Karting	3	56.250	0.441	0.014	3 81,600
6	61	Josh WHITE	GBR	Tonykart	RL Racing Dept Ltd	4	56.559	0.750	0.309	4 81,154
7	15	Lars LAMBORELLE	NED	Intrepid	Team TKP	4	56.586	0.777	0.027	4 81,115
8	49	Max AITKEN	GBR	Formula K	Protrain Racing	4	56.617	0.808	0.031	4 81,071
9	7	Kaan ONDER	TUR	Alonso	Borusan Otomotiv M/Sport	4	56.763	0.954	0.146	4 80,863
10	89	Joseph BURTON-HARRIS	AUS	Formula K	Formula K Europe	4	56.920	1.111	0.157	4 80,639
11	25	Jack BARTHOLOMEW	GBR	Zanardi	Coles Racing	4	57.324	1.515	0.404	4 80,071
12	45	Sven VAN DER SLIK	NED	Intrepid	Team TKP	3	57.679	1.870	0.355	3 79,578
13	71	Florian WIESINGER	AUT	DR	VPDR	3	57.881	2.072	0.202	3 79,301
14	53	Guan Yu ZHOU	GBR	Tonykart	Strawberry Racing	4	57.989	2.180	0.108	4 79,153
15	21	Connor HALL	GBR	Tonykart	Coles Racing	1	58.033	2.224	0.044	1 79,093
16	29	Teodor MORIN	SWE	Kosmic	Soda Kart	4	58.391	2.582	0.358	4 78,608
17	87	Tom MEIJER	NED	Formula K	Formula K Europe	4	58.425	2.616	0.034	4 78,562
18	37	Shayur HARPAL	RSA	Kosmic	Paul Carr Racing	1	58.970	3.161	0.545	1 77,836
19	23	Remo RAHULA	EST	Intrepid	Talvar Racing	4	59.069	3.260	0.099	4 77,706
20	69	Ryan ANDERTON	GBR	Tonykart	Coles Racing	4	59.170	3.361	0.101	4 77,573
21	59	Julius COLLIANDER CELIK	SWE	Kosmic	Soda Kart	4	59.434	3.625	0.264	4 77,229
22	57	Jonathan JUDEK	GER	FK	KM Racing	4	1:00.001	4.192	0.567	3 76,499
23	85	Ermo PIHTJOE	EST	Sodikart	Aix Racing Team	3	1:00.695	4.886	0.694	3 75,624
24	17	Ralf ARON	EST	Tonykart	Aix Racing	3	1:00.817	5.008	0.122	3 75,472
25	65	Emilien CARDE	FRA	Sodikart	Matec Competition	1	1:08.232	12.423	7.415	1 67,270
26	67	William TAYLFORTH	GBR	Tonykart	Coles Racing	1	1:08.480	12.671	0.248	1 67,027

Timekeeping Ingrid and Meik Wagner:

Clerk of the course Nigel Edwards:

www.mylaps.com

Steward (Chairman) Horst Seidel:

Chief Scrutineer Paul Klaassen:

Licensed to: Motorsport Events



Rotax Euro Challenge 2012 Wackersdorf

Rotax Juniors


Wackersdorf 1,275 Km

Warm up Odd Numbers

12.05.2012 09:20

Practice (5:00 Time) started at 9:20:00

Lap	Time of Day	Lap Tm	S1 Tm	S2 Tm	S3 Tm	Lap	Time of Day	Lap Tm	S1 Tm	S2 Tm	S3 Tm
(73) Lando NORRIS						(53) Guan Yu ZHOU					
1	9:22:19.506	59.885	21.535	19.982	18.368	1	9:22:54.822	1:02.798	22.546	20.869	19.383
2	9:23:18.953	59.447	22.217	19.329	17.901	2	9:23:57.951	1:03.129	21.973	20.098	21.058
3	9:24:29.158	1:10.205	29.651	22.579	17.975	3	9:24:59.851	1:01.900	22.640	20.185	19.075
4	9:25:24.967	55.809	19.923	18.371	17.515	4	9:25:57.840	57.989	20.707	19.119	18.163
(35) Harry WEBB						(21) Connor HALL					
1	9:23:26.973	58.344	21.167	18.981	18.196	1	9:25:03.684	58.033	21.129	18.835	18.069
2	9:24:24.223	57.250	20.844	18.757	17.649	(29) Teodor MORIN					
3	9:25:20.272	56.049	20.047	18.358	17.644	1	9:22:42.711	1:01.321	22.030	20.405	18.886
(77) Fazio FRANSSEN						2	9:23:43.706	1:00.995	21.149	20.789	19.057
1	9:23:01.206	1:02.225	22.795	20.549	18.881	3	9:24:43.465	59.759	21.252	19.743	18.764
2	9:23:59.049	57.843	20.898	19.060	17.885	4	9:25:41.856	58.391	20.863	19.400	18.128
3	9:24:56.201	57.152	20.723	18.713	17.716	(87) Tom MEIJER					
4	9:25:52.263	56.062	20.254	18.263	17.545	1	9:22:39.415	1:01.552	21.978	20.350	19.224
(9) Janneau ESMEIJER						2	9:23:40.040	1:00.625	21.520	20.353	18.752
1	9:22:24.821	1:00.732	22.163	19.900	18.669	3	9:24:39.886	59.846	21.688	19.608	18.550
2	9:23:21.642	56.821	20.384	18.557	17.880	4	9:25:38.311	58.425	20.964	19.158	18.303
3	9:24:23.401	1:01.759	24.569	19.375	17.815	(37) Shayur HARPAL					
4	9:25:19.637	56.236	20.254	18.338	17.644	1	9:25:41.141	58.970	21.440	19.330	18.200
(19) Tobias HOLM						(23) Remo RAHULA					
1	9:23:10.965	1:00.867	21.916	20.555	18.396	1	9:22:19.138	1:04.155	24.159	20.447	19.549
2	9:24:08.594	57.629	20.778	19.048	17.803	2	9:23:20.659	1:01.521	23.358	19.538	18.625
3	9:25:04.844	56.250	20.165	18.471	17.614	3	9:24:20.013	59.354	21.957	19.084	18.313
(61) Josh WHITE						4	9:25:19.082	59.069	21.968	18.957	18.144
1	9:22:19.337	1:00.969	22.602	19.912	18.455	(69) Ryan ANDERTON					
2	9:23:17.673	58.336	22.051	18.274	18.011	1	9:22:20.758	1:03.736	24.335	20.621	18.780
3	9:24:15.827	58.154	20.785	19.431	17.938	2	9:23:21.083	1:00.325	22.136	19.738	18.451
4	9:25:12.386	56.559	20.621	17.955	17.983	3	9:24:21.720	1:00.637	22.519	19.875	18.243
(15) Lars LAMBORELLE						4	9:25:20.890	59.170	21.135	19.264	18.771
1	9:22:15.376	1:02.023	22.735	20.579	18.709	(59) Julius COLLIANDER CELIK					
2	9:23:17.115	1:01.739	21.944	21.144	18.651	1	9:22:14.573	1:04.491	23.620	21.134	19.737
3	9:24:16.007	58.892	21.302	19.907	17.683	2	9:23:17.257	1:02.684	22.610	20.870	19.204
4	9:25:12.593	56.586	20.838	18.111	17.637	3	9:24:26.208	1:08.951	29.055	21.452	18.444
(49) Max AITKEN						4	9:25:25.642	59.434	21.863	19.586	17.985
1	9:22:38.424	1:02.554	22.587	20.374	19.593	(57) Jonathan JUDEK					
2	9:23:37.190	58.766	21.005	19.506	18.255	1	9:22:11.550	1:01.994	22.955	19.953	19.086
3	9:24:34.899	57.709	20.825	18.978	17.906	2	9:23:12.262	1:00.712	21.722	20.223	18.767
4	9:25:31.516	56.617	20.343	18.177	18.097	3	9:24:12.263	1:00.001	21.893	19.407	18.701
(7) Kaan ONDER						4	9:25:12.470	1:00.207	21.700	19.749	18.758
1	9:22:19.844	1:00.928	21.871	20.519	18.538	(85) Ermo PIHTJOE					
2	9:23:19.319	59.475	21.676	19.786	18.013	1	9:23:01.642	1:04.468	23.645	21.287	19.536
3	9:24:23.259	1:03.940	21.701	24.290	17.949	2	9:24:03.456	1:01.814	22.475	20.261	19.078
4	9:25:20.022	56.763	20.685	18.350	17.728	3	9:25:04.151	1:00.695	21.896	20.064	18.735
(89) Joseph BURTON-HARRIS						(17) Ralf ARON					
1	9:22:22.362	1:02.881	23.276	20.723	18.882	1	9:22:35.064	1:01.923	22.231	20.879	18.813
2	9:23:21.248	58.886	21.678	18.986	18.222	2	9:23:36.136	1:01.072	21.739	20.376	18.957
3	9:24:20.534	59.286	21.909	19.456	17.921	3	9:24:36.953	1:00.817	21.384	19.617	19.816
4	9:25:17.454	56.920	20.936	18.330	17.654	(65) Emilen CARDE					
(25) Jack BARTHOLOMEW						1	9:22:28.264	1:08.232	24.025	21.459	22.748
1	9:22:19.178	1:02.408	23.090	20.355	18.963	(67) William TAYLFORTH					
2	9:23:19.816	1:00.638	22.333	19.940	18.365	1	9:23:36.135	1:08.480	23.646	20.930	23.904
3	9:24:17.896	58.080	21.254	18.785	18.041	(45) Sven VAN DER SLIK					
4	9:25:15.220	57.324	20.693	18.580	18.051	1	9:22:27.729	1:02.454	22.336	19.950	20.168
(71) Florian WIESINGER						2	9:24:17.620	1:49.891	21.646	1:09.905	18.340
1	9:23:40.498	1:01.575	21.752	20.954	18.869	3	9:25:15.299	57.679	20.566	19.163	17.950
2	9:24:41.392	1:00.894	22.114	20.309	18.471						

Timekeeping Ingrid and Meik Wagner: 

Clerk of the course Nigel Edwards:

www.mylaps.com

Steward (Chairman) Horst Seidel:

Chief Scrutineer Paul Klaassen:

Licensed to: Motorsport Events

Printed: 12.05.2012 09:26:44

posted at: h



Rotax Euro Challenge 2012 Wackersdorf

Rotax Juniors

Wackersdorf 1,275 Km

Warm up Even Numbers

12.05.2012 09:30

Practice (5:00 Time) started at 9:30:01

Pos	No.	Name	Nat.	Chassis	Race Team	Laps	Best Tm	Diff	Gap In Lap	km/h
1	54	Jay GOODWIN	GBR	Tonykart	Strawberry Racing	5	54.639			4 84,006
2	74	Jai NIJJAR	GBR	Tonykart	Chris Rogers Motorsport	5	54.661	0.022	0.022	5 83,972
3	16	Ryo HIROOKA	JPN	DR	VPDR	5	54.672	0.033	0.011	3 83,955
4	78	Jakub KADLCAK	CZE	Tonykart	Gregor Racing	5	54.681	0.042	0.009	3 83,941
5	26	Jessica BACKMAN	SWE	Tonykart	Strawberry Racing	5	54.720	0.081	0.039	4 83,882
6	20	Nico MÜLLER	GER	DR	VPDR	5	54.751	0.112	0.031	3 83,834
7	70	Max TIMMERMANS	BEL	Formula K	Formula K Europe	5	54.895	0.256	0.144	4 83,614
8	50	Lennert VAN BOGAERT	BEL	Maranello	EGP	5	54.905	0.266	0.010	4 83,599
9	34	Pepijn STEEMAN	NED	Gillard	DFK	5	54.962	0.323	0.057	3 83,512
10	44	Ameer HASSAN	LIB	Formula K	Formula K Europe	5	54.966	0.327	0.004	4 83,506
11	40	Jan JONCK	DEN	Tonykart	RS Competition	5	54.976	0.337	0.010	3 83,491
12	64	Momo OKUDA	JPN	DR	VPDR	5	55.085	0.446	0.109	4 83,326
13	30	Joel DEPTUCH	POL	Praga	Uniq Racing	5	55.138	0.499	0.053	5 83,246
14	68	Vince HERCSIK	HUN	Birel	Kalman Motorsport	5	55.157	0.518	0.019	3 83,217
15	18	Thomas PREINING	AUT	Formula K	Protrain Racing	5	55.249	0.610	0.092	4 83,078
16	56	Thomas SALVA	CZE	MS Kart	MS Kart Racing Team	5	55.347	0.708	0.098	5 82,931
17	36	Henrique BAPTISTA	POR	Kosmic	Paul Carr Racing	4	55.502	0.863	0.155	3 82,700
18	28	Shanaka CLAY	SRL	Tonykart	TBA	5	55.586	0.947	0.084	4 82,575
19	52	Boris KOLFF	NED	Intrepid	Team TKP	4	55.639	1.000	0.053	3 82,496
20	38	Cem BOLUKBASI	TUR	Kosmic	Paul Carr Racing	4	55.919	1.280	0.280	3 82,083
21	42	Berkay BESLER	TUR	Tonykart	DNR Racing/Bouvin Power	5	55.930	1.291	0.011	3 82,067
22	48	Frida GRANDIN	SWE	Kosmic	Soda Kart	5	55.941	1.302	0.011	3 82,051
23	60	Jan FILIP	CZE	Maranello	OK Kart	5	55.957	1.318	0.016	4 82,027
24	98	Sam SCHIPPERS	NED	Intrepid	Team TKP	5	56.158	1.519	0.201	4 81,734
25	86	Max HOFER	AUT	Birel	Speedworld Academy	5	56.236	1.597	0.078	3 81,620
26	66	Peter HUBER	AUT	Birel	Kalman Motorsport	4	56.305	1.666	0.069	4 81,520
27	72	Pavel SRDINKO	CZE	Sassport	SRDAS	5	56.836	2.197	0.531	3 80,759

Timekeeping Ingrid and Meik Wagner:

Clerk of the course Nigel Edwards:

Steward (Chairman) Horst Seidel:

Chief Scrutineer Paul Klaassen:

www.mylaps.com

Licensed to: Motorsport Events

Rotax Euro Challenge 2012 Wackersdorf

Rotax Juniors

Wackersdorf 1,275 Km

Warm up Even Numbers

12.05.2012 09:30

Practice (5:00 Time) started at 9:30:01

Lap	Time of Day	Lap Tm	S1 Tm	S2 Tm	S3 Tm	Lap	Time of Day	Lap Tm	S1 Tm	S2 Tm	S3 Tm
(54) Jay GOODWIN						2	9:33:05.262	55.777	20.253	18.020	17.504
1	9:32:14.129	56.134	20.436	18.168	17.530	3	9:34:00.238	54.976	19.880	17.703	17.393
2	9:33:10.083	55.954	20.002	18.120	17.832	4	9:34:55.547	55.309	19.768	18.253	17.288
3	9:34:05.086	55.003	19.873	17.834	17.296	5	9:35:51.487	55.940	20.500	17.904	17.536
4	9:34:59.725	54.639	19.663	17.766	17.210	(64) Momo OKUDA					
5	9:35:54.490	54.765	19.428	17.987	17.350	1	9:32:02.783	57.609	20.562	18.557	18.490
(74) Jai NIJJAR						2	9:32:58.737	55.954	20.303	18.123	17.528
1	9:32:10.149	56.979	20.653	18.631	17.695	3	9:33:54.510	55.773	20.460	17.986	17.327
2	9:33:07.816	57.667	20.626	18.724	18.317	4	9:34:49.595	55.085	19.964	17.837	17.284
3	9:34:03.219	55.403	20.185	17.815	17.403	5	9:35:45.176	55.581	20.425	17.985	17.171
4	9:34:58.258	55.039	19.846	17.659	17.534	(30) Joel DEPTUCH					
5	9:35:52.919	54.661	19.811	17.545	17.305	1	9:32:15.096	56.494	20.756	18.136	17.602
(16) Ryo HIROOKA						2	9:33:10.770	55.674	20.316	17.896	17.462
1	9:32:08.832	57.327	20.997	18.314	18.016	3	9:34:06.229	55.459	20.284	17.790	17.385
2	9:33:05.042	56.210	20.495	18.247	17.468	4	9:35:01.478	55.249	20.449	17.644	17.156
3	9:33:59.714	54.672	19.723	17.666	17.283	5	9:35:56.616	55.138	20.210	17.690	17.238
4	9:34:55.325	55.611	19.856	18.410	17.345	(68) Vince HERCSIK					
5	9:35:51.645	56.320	20.469	18.284	17.567	1	9:32:14.667	56.155	20.434	18.098	17.623
(78) Jakub KADLCAK						2	9:33:10.528	55.861	19.976	17.978	17.907
1	9:32:02.995	57.329	20.797	18.515	18.017	3	9:34:05.685	55.157	20.173	17.677	17.307
2	9:33:00.366	57.371	21.532	18.182	17.657	4	9:35:01.257	55.572	20.381	17.876	17.315
3	9:33:55.047	54.681	19.738	17.754	17.189	5	9:35:56.439	55.182	19.868	17.827	17.487
4	9:34:50.006	54.959	19.608	18.110	17.241	(18) Thomas PREINING					
5	9:35:44.837	54.831	19.881	17.792	17.158	1	9:31:59.175	57.909	21.592	18.755	17.562
(26) Jessica BACKMAN						2	9:32:56.750	57.575	21.669	18.387	17.519
1	9:32:03.614	57.281	20.912	18.729	17.640	3	9:33:52.127	55.377	20.070	17.990	17.317
2	9:32:58.929	55.315	20.027	17.943	17.345	4	9:34:47.376	55.249	19.798	17.807	17.644
3	9:33:54.174	55.245	19.994	17.864	17.387	5	9:35:43.809	56.433	21.072	18.096	17.265
4	9:34:48.894	54.720	19.757	17.724	17.239	(56) Thomas SALVA					
5	9:35:44.099	55.205	19.697	18.117	17.391	1	9:32:13.612	57.505	21.000	18.781	17.724
(20) Nico MÜLLER						2	9:33:10.612	57.000	20.205	18.585	18.210
1	9:32:01.759	57.428	20.795	19.003	17.630	3	9:34:07.322	56.710	20.993	18.231	17.486
2	9:32:57.575	55.816	20.214	18.263	17.339	4	9:35:02.696	55.374	20.241	17.883	17.250
3	9:33:52.326	54.751	19.730	17.748	17.273	5	9:35:58.043	55.347	19.941	18.067	17.339
4	9:34:47.138	54.812	19.721	17.879	17.212	(36) Henrique BAPTISTA					
5	9:35:50.393	1:03.255	26.753	18.257	18.245	1	9:32:32.286	58.662	22.153	18.522	17.987
(70) Max TIMMERMANS						2	9:33:28.359	56.073	20.312	18.053	17.708
1	9:32:11.393	56.908	20.924	18.330	17.654	3	9:34:23.861	55.502	19.992	17.950	17.560
2	9:33:07.900	56.507	20.313	18.025	18.169	4	9:35:19.364	55.503	19.976	17.911	17.616
3	9:34:04.219	56.319	20.906	17.980	17.433	(28) Shanaka CLAY					
4	9:34:59.114	54.895	19.861	17.735	17.299	1	9:32:08.044	58.119	21.725	18.739	17.655
5	9:35:56.500	57.386	19.737	18.488	19.161	2	9:33:03.886	55.842	20.349	18.132	17.361
(50) Lennert VAN BOGAERT						3	9:33:59.550	55.664	20.000	18.159	17.505
1	9:31:59.593	57.452	21.225	18.615	17.612	4	9:34:55.136	55.586	19.882	18.359	17.345
2	9:32:55.910	56.317	20.698	18.234	17.385	5	9:35:51.216	56.080	20.491	17.965	17.624
3	9:33:51.237	55.327	20.130	17.810	17.387	(52) Boris KOLFF					
4	9:34:46.142	54.905	20.006	17.670	17.229	1	9:32:52.578	57.491	21.095	18.538	17.858
5	9:35:41.088	54.946	19.957	17.710	17.279	2	9:33:49.699	57.121	21.159	18.325	17.637
(34) Pepijn STEEMAN						3	9:34:45.338	55.639	20.066	17.979	17.594
1	9:32:07.504	57.446	21.422	18.568	17.456	4	9:35:42.355	57.017	20.246	17.907	18.864
2	9:33:04.287	56.783	21.332	18.009	17.442	(38) Cem BOLUKBASI					
3	9:33:59.249	54.962	19.828	17.876	17.258	1	9:32:04.992	57.395	21.294	18.440	17.661
4	9:34:54.986	55.737	19.823	18.472	17.442	2	9:33:01.077	56.085	20.269	18.385	17.431
5	9:35:50.704	55.718	20.266	17.937	17.515	3	9:33:56.996	55.919	20.099	18.052	17.768
(44) Ameer HASSAN						4	9:34:59.787	1:02.791	20.212	21.616	20.963
1	9:32:07.287	57.446	21.256	18.677	17.513	(42) Berkay BESLER					
2	9:33:05.476	58.189	21.852	18.214	18.123	1	9:32:01.045	58.301	21.293	19.137	17.871
3	9:34:00.845	55.369	20.081	17.890	17.398	2	9:32:57.974	56.929	20.768	18.557	17.604
4	9:34:55.811	54.966	19.857	17.867	17.242	3	9:33:53.904	55.930	20.373	18.021	17.536
5	9:35:52.840	57.029	20.901	18.453	17.675	4	9:34:50.767	56.863	20.397	18.558	17.908
(40) Jan JONCK						5	9:35:47.017	56.250	20.528	18.302	17.420
1	9:32:09.485	58.328	21.696	18.143	18.489	(48) Frida GRANDIN					



Rotax Euro Challenge 2012 Wackersdorf

Rotax Juniors

Wackersdorf 1,275 Km

Warm up Even Numbers

12.05.2012 09:30

Practice (5:00 Time) started at 9:30:01

Lap	Time of Day	Lap Tm	S1 Tm	S2 Tm	S3 Tm	Lap	Time of Day	Lap Tm	S1 Tm	S2 Tm	S3 Tm
1	9:32:02.671	58.890	21.270	19.382	18.238						
2	9:33:01.998	59.327	22.066	19.401	17.860						
3	9:33:57.939	55.941	20.471	18.056	17.414						
4	9:34:54.050	56.111	19.783	18.764	17.564						
5	9:35:50.428	56.378	20.211	18.685	17.482						

(60) Jan FILIP

1	9:32:06.112	58.566	21.839	18.898	17.829
2	9:33:02.675	56.563	20.371	18.484	17.708
3	9:33:58.961	56.286	20.754	18.055	17.477
4	9:34:54.918	55.957	19.938	18.461	17.558
5	9:35:52.112	57.194	21.443	18.045	17.706

(98) Sam SCHIPPERS

1	9:32:04.633	57.560	21.017	18.627	17.916
2	9:33:02.184	57.551	21.135	18.576	17.840
3	9:33:58.450	56.266	20.654	17.933	17.679
4	9:34:54.608	56.158	19.972	18.623	17.563
5	9:35:51.036	56.428	20.175	18.529	17.724

(86) Max HOFER

1	9:32:04.219	58.459	21.734	18.839	17.886
2	9:33:01.183	56.964	20.601	18.482	17.881
3	9:33:57.419	56.236	20.829	17.811	17.596
4	9:34:53.709	56.290	19.891	18.866	17.533
5	9:35:51.413	57.704	20.272	18.838	18.594

(66) Peter HUBER

1	9:32:11.230	1:01.515	23.741	19.257	18.517
2	9:33:10.291	59.061	21.622	19.018	18.421
3	9:34:07.968	57.677	21.750	18.278	17.649
4	9:35:04.273	56.305	20.393	18.156	17.756

(72) Pavel SRDINKO

1	9:32:09.413	1:00.695	21.930	19.948	18.817
2	9:33:08.728	59.315	21.006	19.601	18.708
3	9:34:05.564	56.836	20.972	18.224	17.640
4	9:35:02.456	56.892	21.243	17.857	17.792
5	9:35:59.369	56.913	20.439	17.983	18.491



Rotax Euro Challenge 2012 Wackersdorf

Rotax Juniors

Wackersdorf 1,275 Km

RACE 3 Qualifying Heat 1 A-B **-NEW-**

12.05.2012 10:50


Race (8 Laps) started at 10:52:29

Pos	No.	Name	Nat.	Chassis	Race Team	Laps	Total Tm	Diff	Best Tm	In Lap	km/h	Points
1	9	Janneau ESMEIJER	NED	Intrepid	Team TKP	8	7:08.065		53.050	8	86,522	0
2	21	Connor HALL	GBR	Tonykart	Coles Racing	8	7:10.095	2.030	53.258	6	86,184	2
3	38	Cem BOLUKBASI	TUR	Kosmic	Paul Carr Racing	8	7:10.542	2.477	52.951	6	86,684	3
4	40	Jan JONCK	DEN	Tonykart	RS Competition	8	7:10.635	2.570	52.959	6	86,671	4
5	89	Joseph BURTON-HARRIS	AUS	Formula K	Formula K Europe	8	7:11.858	3.793	52.798	8	86,935	5
6	25	Jack BARTHOLOMEW	GBR	Zanardi	Coles Racing	8	7:12.278	4.213	52.688	7	87,117	6
7	69	Ryan ANDERTON	GBR	Tonykart	Coles Racing	8	7:12.589	4.524	53.370	8	86,003	7
8	68	Vince HERCSIK	HUN	Birel	Kalman Motorsport	8	7:13.430	5.365	53.052	8	86,519	8
9	35	Harry WEBB	GBR	Tonykart	Strawberry Racing	8	7:13.860	5.795	52.462	8	87,492	9
10	54	Jay GOODWIN	GBR	Tonykart	Strawberry Racing	8	7:18.056	9.991	52.834	6	86,876	10
11	61	Josh WHITE	GBR	Tonykart	RL Racing Dept Ltd	8	7:19.364	11.299	53.109	7	86,426	11
12	78	Jakub KADLCAK	CZE	Tonykart	Gregor Racing	8	7:19.443	11.378	53.092	6	86,454	12
13	50	Lennert VAN BOGAERT	BEL	Maranello	EGP	8	7:19.532	11.467	53.409	7	85,941	13
14	19	Tobias HOLM	DEN	Kosmic	Star Karting	8	7:19.645	11.580	53.075	7	86,481	14
15	67	William TAYLFORTH	GBR	Tonykart	Coles Racing	8	7:20.163	12.098	53.369	7	86,005	15
16	37	Shayur HARPAL	RSA	Kosmic	Paul Carr Racing	8	7:20.458	12.393	53.040	5	86,538	16
17	28	Shanaka CLAY	SRL	Tonykart	TBA	8	7:20.701	12.636	53.278	6	86,152	17
18	72	Pavel SRDINKO	CZE	Sassport	SRDAS	8	7:20.785	12.720	53.539	5	85,732	18
19	23	Remo RAHULA	EST	Intrepid	Talvar Racing	8	7:20.983	12.918	53.166	6	86,333	19
20	66	Peter HUBER	AUT	Birel	Kalman Motorsport	8	7:21.084	13.019	53.535	8	85,738	20
21	65	Emilien CARDE	FRA	Sodikart	Matec Competition	8	7:21.875	13.810	53.420	8	85,923	21
22	87	Tom MEIJER	NED	Formula K	Formula K Europe	8	7:26.167	18.102	53.944	4	85,088	22
23	29	Teodor MORIN	SWE	Kosmic	Soda Kart	8	7:26.330	18.265	53.967	8	85,052	23
24	36	Henrique BAPTISTA	POR	Kosmic	Paul Carr Racing	8	7:40.054	31.989	53.625	8	85,594	24
25	53	Guan Yu ZHOU	GBR	Tonykart	Strawberry Racing	8	7:43.829	35.764	53.488	8	85,814	25
26	7	Kaan ONDER	TUR	Alonso	Borusan Otomotiv M/Sport					0	-	26
Not classified												
DQ	30	Joel DEPTUCH	POL	Praga	Uniq Racing	8	7:10.298	DQ	53.174	3	86,320	29

Announcements

These results are provisional until the conclusion of any judicial and technical matters
 No. 67 warning board
 Started: 27 Classified: 26 Not classified: 1
 No. 30 excluded from Heat A-B / reason technical non conformity
 No. 53 time penalty 10 sec. / reason unfair driving

Margin of Victory	Ø km/h	Best Lap Tm	km/h	Best Lap by
2.030	85,781	52.462	87,492	35 - Harry WEBB

Timekeeping Ingrid and Meik Wagner:  Clerk of the course Nigel Edwards: www.mylaps.com
 Steward (Chairman) Horst Seidel: Chief Scrutineer Paul Klaassen: Licensed to: Motorsport Events
 Printed: 12.05.2012 14:11:03 posted at: h



Rotax Euro Challenge 2012 Wackersdorf

Rotax Juniors

Wackersdorf 1,275 Km

RACE 3 Qualifying Heat 1 A-B

12.05.2012 10:50

Race (8 Laps) started at 10:52:29

Lap	Time of Day	Lap Tm	S1 Tm	S2 Tm	S3 Tm	Lap	Time of Day	Lap Tm	S1 Tm	S2 Tm	S3 Tm
5	10:57:08.275	53.182	19.087	17.249	16.846	8	10:59:51.599	53.420	19.219	17.264	16.937
6	10:58:02.568	54.293	19.172	17.551	17.570	(87) Tom MEIJER					
7	10:58:55.643	53.075	18.964	17.105	17.006	1	10:53:32.611	1:02.415	25.996	18.412	18.007
8	10:59:49.369	53.726	19.043	17.814	16.869	2	10:54:27.529	54.918	20.381	17.514	17.023
(67) William TAYLFORTH						3	10:55:21.798	54.269	19.543	17.367	17.359
1	10:53:29.114	58.826	23.409	17.666	17.751	4	10:56:15.742	53.944	19.521	17.378	17.045
2	10:54:23.007	53.893	19.505	17.346	17.042	5	10:57:12.173	56.431	20.701	18.021	17.709
3	10:55:17.192	54.185	19.395	17.472	17.318	6	10:58:06.928	54.755	19.519	17.415	17.821
4	10:56:12.159	54.967	19.280	18.106	17.581	7	10:59:01.793	54.865	19.845	17.823	17.197
5	10:57:07.073	54.914	20.138	17.684	17.092	8	10:59:55.891	54.098	19.549	17.460	17.089
6	10:58:02.953	55.880	19.831	18.305	17.744	(29) Teodor MORIN					
7	10:58:56.322	53.369	19.195	17.220	16.954	1	10:53:32.326	1:01.041	25.660	17.954	17.427
8	10:59:49.887	53.565	19.096	17.446	17.023	2	10:54:26.510	54.184	19.500	17.676	17.008
(37) Shayur HARPAL						3	10:55:21.475	54.965	20.037	17.525	17.403
1	10:53:32.847	1:01.812	27.257	17.495	17.060	4	10:56:15.487	54.012	19.364	17.407	17.241
2	10:54:26.585	53.738	19.551	17.402	16.785	5	10:57:12.503	57.016	21.295	17.884	17.837
3	10:55:20.875	54.290	19.879	17.433	16.978	6	10:58:06.819	54.316	19.396	17.528	17.392
4	10:56:14.925	54.050	19.437	17.410	17.203	7	10:59:02.087	55.268	19.462	18.627	17.179
5	10:57:07.965	53.040	18.948	17.202	16.890	8	10:59:56.054	53.967	19.378	17.549	17.040
6	10:58:02.337	54.372	19.356	17.552	17.464	(53) Guan Yu ZHOU					
7	10:58:55.776	53.439	18.978	17.132	17.329	1	10:53:27.466	57.124	22.074	17.989	17.061
8	10:59:50.182	54.406	19.186	18.048	17.172	2	10:54:21.632	54.166	19.905	17.408	16.853
(28) Shanaka CLAY						3	10:55:18.280	56.648	20.108	17.750	18.790
1	10:53:34.185	1:03.512	27.991	18.143	17.378	4	10:56:28.490	1:10.210	19.255	17.248	33.707
2	10:54:28.665	54.480	19.623	17.567	17.290	5	10:57:22.879	54.389	19.579	17.781	17.029
3	10:55:22.793	54.128	19.586	17.487	17.055	6	10:58:16.569	53.690	19.319	17.283	17.088
4	10:56:16.514	53.721	19.265	17.430	17.026	7	10:59:10.065	53.496	19.269	17.284	16.943
5	10:57:10.003	53.489	19.191	17.374	16.924	8	11:00:03.553	53.488	19.247	17.231	17.010
6	10:58:03.281	53.278	19.122	17.268	16.888	(36) Henrique BAPTISTA					
7	10:58:56.756	53.475	19.210	17.404	16.861	1	10:53:29.844	58.685	22.837	18.652	17.196
8	10:59:50.425	53.669	18.990	17.387	17.292	2	10:54:23.864	54.020	19.718	17.467	16.835
(72) Pavel SRDINKO						3	10:55:17.516	53.652	19.331	17.368	16.953
1	10:53:30.732	59.159	23.975	17.744	17.440	4	10:56:34.617	1:17.101	19.342	18.031	39.728
2	10:54:25.213	54.481	20.138	17.478	16.865	5	10:57:28.645	54.028	19.654	17.400	16.974
3	10:55:20.087	54.874	20.610	17.420	16.844	6	10:58:22.426	53.781	19.565	17.278	16.938
4	10:56:15.285	55.198	20.094	17.855	17.249	7	10:59:16.153	53.727	19.519	17.313	16.895
5	10:57:08.824	53.539	19.395	17.291	16.853	8	11:00:09.778	53.625	19.516	17.248	16.861
6	10:58:02.755	53.931	19.363	17.228	17.340	(23) Remo RAHULA					
7	10:58:56.873	54.118	19.640	17.560	16.918	1	10:53:31.368	59.966	24.939	18.004	17.023
8	10:59:50.509	53.636	19.449	17.283	16.904	2	10:54:25.515	54.147	19.766	17.467	16.914
(66) Peter HUBER						3	10:55:19.796	54.281	19.979	17.381	16.921
1	10:53:30.859	1:00.119	24.053	18.325	17.741	4	10:56:13.422	53.626	19.355	17.217	17.054
2	10:54:26.258	55.399	20.192	18.198	17.009	5	10:57:07.320	53.898	19.328	17.419	17.151
3	10:55:21.557	55.299	19.661	18.111	17.527	6	10:58:00.486	53.166	19.031	17.227	16.908
4	10:56:16.009	54.452	19.971	17.517	16.964	7	10:58:54.151	53.665	19.614	17.207	16.844
5	10:57:09.875	53.866	19.468	17.369	17.029	8	10:59:50.707	56.556	19.906	18.685	17.965
6	10:58:03.555	53.680	19.553	17.287	16.840	(65) Emilien CARDE					
7	10:58:57.273	53.718	19.339	17.394	16.985	1	10:53:34.527	1:03.509	28.285	17.889	17.335
8	10:59:50.808	53.535	19.298	17.223	17.014	2	10:54:29.233	54.706	19.876	17.618	17.212
(65) Emilien CARDE						3	10:55:23.322	54.089	19.501	17.467	17.121
1	10:53:34.527	1:03.509	28.285	17.889	17.335	4	10:56:17.001	53.679	19.294	17.340	17.045
2	10:54:29.233	54.706	19.876	17.618	17.212	5	10:57:10.944	53.943	19.415	17.378	17.150
3	10:55:23.322	54.089	19.501	17.467	17.121	6	10:58:04.540	53.596	19.293	17.307	16.996
4	10:56:17.001	53.679	19.294	17.340	17.045	7	10:58:58.179	53.639	19.360	17.254	17.025
5	10:57:10.944	53.943	19.415	17.378	17.150						
6	10:58:04.540	53.596	19.293	17.307	16.996						
7	10:58:58.179	53.639	19.360	17.254	17.025						



Rotax Euro Challenge 2012 Wackersdorf

Rotax Juniors

Wackersdorf 1,275 Km

RACE 4 Qualifying Heat 2 C-D **-NEW-**

12.05.2012 11:10

Race (8 Laps) started at 11:12:20


Pos	No.	Name	Nat.	Chassis	Race Team	Laps	Total Tm	Diff	Best Tm	In Lap	km/h	Points
1	73	Lando NORRIS	GBR	Tonykart	RL Racing Dept Ltd	8	9:02.186		54.832	8	83,710	0
2	98	Sam SCHIPPERS	NED	Intrepid	Team TKP	8	9:08.488	6.302	54.903	8	83,602	2
3	15	Lars LAMBORELLE	NED	Intrepid	Team TKP	8	9:08.637	6.451	54.407	8	84,364	3
4	77	Fazio FRANSSSEN	NED	Formula K	Formula K Europe	8	9:09.243	7.057	54.481	8	84,250	4
5	26	Jessica BACKMAN	SWE	Tonykart	Strawberry Racing	8	9:09.492	7.306	54.373	8	84,417	5
6	45	Sven VAN DER SLIK	NED	Intrepid	Team TKP	8	9:10.605	8.419	54.706	8	83,903	6
7	34	Pepijn STEEMAN	NED	Gillard	DFK	8	9:13.913	11.727	54.842	8	83,695	7
8	71	Florian WIESINGER	AUT	DR	VPDR	8	9:14.153	11.967	55.044	7	83,388	8
9	16	Ryo HIROOKA	JPN	DR	VPDR	8	9:14.286	12.100	54.829	8	83,715	9
10	48	Frida GRANDIN	SWE	Kosmic	Soda Kart	8	9:16.549	14.363	54.673	8	83,954	10
11	17	Ralf ARON	EST	Tonykart	Aix Racing	8	9:17.046	14.860	54.990	8	83,470	11
12	42	Berkay BESLER	TUR	Tonykart	DNR Racing/Bouvin Power	8	9:17.099	14.913	54.346	8	84,459	12
13	64	Momo OKUDA	JPN	DR	VPDR	8	9:17.285	15.099	54.276	8	84,568	13
14	20	Nico MÜLLER	GER	DR	VPDR	8	9:18.650	16.464	54.301	8	84,529	14
15	56	Thomas SALVA	CZE	MS Kart	MS Kart Racing Team	8	9:19.619	17.433	55.303	8	82,997	15
16	49	Max AITKEN	GBR	Formula K	Protrain Racing	8	9:19.862	17.676	55.111	8	83,286	16
17	60	Jan FILIP	CZE	Maranello	OK Kart	8	9:20.018	17.832	55.109	8	83,289	17
18	18	Thomas PREINING	AUT	Formula K	Protrain Racing	8	9:20.861	18.675	55.595	8	82,561	18
19	70	Max TIMMERMANS	BEL	Formula K	Formula K Europe	8	9:21.178	18.992	55.357	8	82,916	19
20	74	Jai NIJJAR	GBR	Tonykart	Chris Rogers Motorsport	8	9:21.183	18.997	55.533	8	82,654	20
21	85	Ermo PIHTJOE	EST	Sodikart	Aix Racing Team	8	9:21.504	19.318	56.350	8	81,455	21
22	52	Boris KOLFF	NED	Intrepid	Team TKP	8	9:29.277	27.091	54.630	8	84,020	22
23	57	Jonathan JUDEK	GER	FK	KM Racing	8	9:32.546	30.360	55.360	8	82,912	23
24	59	Julius COLLIANDER CELIK	SWE	Kosmic	Soda Kart	8	9:49.853	47.667	56.715	8	80,931	24
25	44	Ameer HASSAN	LIB	Formula K	Formula K Europe		0.649	8 Laps		0	-	25

Not classified

DQ	86	Max HOFER	AUT	Birel	Speedworld Academy	8	9:17.628	DQ	53.877	8	85,194	29
----	----	-----------	-----	-------	--------------------	---	----------	----	--------	---	--------	----

Announcements
 These results are provisional until the conclusion of any judicial and technical matters
 Started: 26 Classified: 25 Not classified: 1
 No. 86 excluded from Heat C-D / reason technical non conformity

Margin of Victory	Ø km/h	Best Lap Tm	km/h	Best Lap by
6.302	67,726	54.276	84,568	64 - Momo OKUDA

Timekeeping Ingrid and Meik Wagner:  Clerk of the course Nigel Edwards: www.mylaps.com
 Steward (Chairman) Horst Seidel: Chief Scrutineer Paul Klaassen: Licensed to: Motorsport Events
 Printed: 12.05.2012 12:58:38 posted at: h



Rotax Euro Challenge 2012 Wackersdorf

Rotax Juniors

Wackersdorf 1,275 Km

RACE 4 Qualifying Heat 2 C-D

12.05.2012 11:10

Race (8 Laps) started at 11:12:20

Lap	Time of Day	Lap Tm	S1 Tm	S2 Tm	S3 Tm
5	11:18:50.692	59.973	22.164	18.908	18.901
6	11:19:47.997	57.305	20.977	18.327	18.001
7	11:20:44.388	56.391	20.068	17.728	18.595
8	11:21:38.689	54.301	19.582	17.487	17.232

Lap	Time of Day	Lap Tm	S1 Tm	S2 Tm	S3 Tm
8	11:21:41.543	56.350	21.084	17.960	17.306

(56) Thomas SALVA

1	11:14:01.435	1:41.242	27.892	48.030	25.320
2	11:15:23.018	1:21.583	28.831	27.862	24.890
3	11:16:41.207	1:18.189	28.568	26.378	23.243
4	11:17:51.092	1:09.885	24.333	23.037	22.515
5	11:18:51.343	1:00.251	22.510	18.964	18.777
6	11:19:48.071	56.728	20.148	18.922	17.658
7	11:20:44.355	56.284	20.236	17.805	18.243
8	11:21:39.658	55.303	19.935	18.047	17.321

(52) Boris KOLFF

1	11:13:44.451	1:22.583	30.176	27.469	24.938
2	11:15:07.014	1:22.563	30.035	27.457	25.071
3	11:16:27.950	1:20.936	30.223	26.376	24.337
4	11:18:03.078	1:35.128	26.135	25.266	43.727
5	11:19:03.206	1:00.128	22.709	19.322	18.097
6	11:19:59.387	56.181	20.538	18.127	17.516
7	11:20:54.686	55.299	20.010	17.961	17.328
8	11:21:49.316	54.630	19.699	17.737	17.194

(49) Max AITKEN

1	11:14:04.775	1:44.449	30.055	48.590	25.804
2	11:15:25.678	1:20.903	28.404	26.547	25.952
3	11:16:40.509	1:14.831	27.301	25.180	22.350
4	11:17:48.845	1:08.336	24.695	22.618	21.023
5	11:18:50.540	1:01.695	23.174	19.542	18.979
6	11:19:48.400	57.860	21.371	18.352	18.137
7	11:20:44.790	56.390	20.178	18.279	17.933
8	11:21:39.901	55.111	19.579	17.725	17.807

(57) Jonathan JUDEK

1	11:14:19.769	1:57.822	1:06.168	26.566	25.088
2	11:15:38.735	1:18.966	26.851	27.531	24.584
3	11:16:51.106	1:12.371	25.979	24.586	21.806
4	11:18:03.693	1:12.587	26.076	25.747	20.764
5	11:19:04.612	1:00.919	23.193	19.145	18.581
6	11:20:01.535	56.923	20.792	18.316	17.815
7	11:20:57.225	55.690	20.172	17.975	17.543
8	11:21:52.585	55.360	20.176	17.899	17.285

(60) Jan FILIP

1	11:13:48.459	1:26.822	33.556	27.321	25.945
2	11:15:12.075	1:23.616	28.055	29.076	26.485
3	11:16:32.982	1:20.907	30.386	27.103	23.418
4	11:17:45.929	1:12.947	26.050	23.805	23.092
5	11:18:49.178	1:03.249	23.250	19.972	20.027
6	11:19:48.632	59.454	22.354	19.211	17.889
7	11:20:44.948	56.316	20.488	18.078	17.750
8	11:21:40.057	55.109	19.718	18.094	17.297

(59) Julius COLLIANDER CELIK

1	11:13:55.520	1:33.356	35.401	27.009	30.946
2	11:15:29.984	1:34.464	34.589	28.376	31.499
3	11:16:50.980	1:20.996	30.757	27.137	23.102
4	11:18:12.083	1:21.103	26.194	31.468	23.441
5	11:19:17.557	1:05.474	24.968	21.369	19.137
6	11:20:16.133	58.576	21.546	19.050	17.980
7	11:21:13.177	57.044	20.830	18.644	17.570
8	11:22:09.892	56.715	20.804	18.356	17.555

(18) Thomas PREINING

1	11:13:46.054	1:25.684	29.574	28.876	27.234
2	11:15:13.310	1:27.256	30.675	28.857	27.724
3	11:16:36.356	1:23.046	29.780	28.639	24.627
4	11:17:51.196	1:14.840	26.580	24.716	23.544
5	11:18:52.343	1:01.147	23.982	19.031	18.134
6	11:19:48.440	56.097	20.175	18.081	17.841
7	11:20:45.305	56.865	21.125	17.870	17.870
8	11:21:40.900	55.595	19.584	18.373	17.638

(70) Max TIMMERMANS

1	11:13:43.928	1:23.690	29.475	27.997	26.218
2	11:15:07.832	1:23.904	30.389	27.358	26.157
3	11:16:29.441	1:21.609	30.863	26.039	24.707
4	11:17:42.607	1:13.166	26.235	24.509	22.422
5	11:18:49.108	1:06.501	25.295	21.029	20.177
6	11:19:47.647	58.539	21.523	19.081	17.935
7	11:20:45.860	58.213	21.010	18.712	18.491
8	11:21:41.217	55.357	20.261	17.717	17.379

(74) Jai NIJJAR

1	11:13:48.592	1:27.060	33.457	27.725	25.878
2	11:15:10.978	1:22.386	29.136	27.556	25.694
3	11:16:31.910	1:20.932	28.726	27.488	24.718
4	11:17:47.191	1:15.281	26.677	23.385	25.219
5	11:18:51.025	1:03.834	24.230	19.854	19.750
6	11:19:48.694	57.669	21.258	18.603	17.808
7	11:20:45.689	56.995	20.554	18.371	18.070
8	11:21:41.222	55.533	19.777	17.906	17.850

(85) Ermo PIHTJOE

1	11:13:48.975	1:26.346	30.626	28.754	26.966
2	11:15:14.690	1:25.715	30.693	28.607	26.415
3	11:16:34.098	1:19.408	29.359	27.579	22.470
4	11:17:45.495	1:11.397	25.296	23.735	22.366
5	11:18:48.650	1:03.155	23.924	19.952	19.279
6	11:19:46.072	57.422	20.970	18.676	17.776
7	11:20:45.193	59.121	20.569	19.016	19.536

Timekeeping Ingrid and Meik Wagner:

Clerk of the course Nigel Edwards:

www.mylaps.com

Steward (Chairman) Horst Seidel:

Chief Scrutineer Paul Klaassen:

Licensed to: Motorsport Events



Rotax Euro Challenge 2012 Wackersdorf

Rotax Juniors

Wackersdorf 1,275 Km

RACE 10 Qualifying Heat 3 B-C **-NEW-**

12.05.2012 13:40


Race (8 Laps) started at 13:42:08

Pos	No.	Name	Nat.	Chassis	Race Team	Laps	Total Tm	Diff	Best Tm	In Lap	km/h	Points
1	98	Sam SCHIPPERS	NED	Intrepid	Team TKP	8	7:09.967		52.891	6	86,782	0
2	53	Guan Yu ZHOU	GBR	Tonykart	Strawberry Racing	8	7:10.420	0.453	52.711	6	87,079	2
3	54	Jay GOODWIN	GBR	Tonykart	Strawberry Racing	8	7:10.694	0.727	53.029	7	86,556	3
4	18	Thomas PREINING	AUT	Formula K	Protrain Racing	8	7:11.630	1.663	52.712	7	87,077	4
5	15	Lars LAMBORELLE	NED	Intrepid	Team TKP	8	7:11.703	1.736	52.565	6	87,320	5
6	89	Joseph BURTON-HARRIS	AUS	Formula K	Formula K Europe	8	7:11.978	2.011	53.348	6	86,039	6
7	64	Momo OKUDA	JPN	DR	VPDR	8	7:12.147	2.180	53.023	6	86,566	7
8	56	Thomas SALVA	CZE	MS Kart	MS Kart Racing Team	8	7:12.315	2.348	52.902	7	86,764	8
9	35	Harry WEBB	GBR	Tonykart	Strawberry Racing	8	7:12.598	2.631	53.461	4	85,857	9
10	50	Lennert VAN BOGAERT	BEL	Maranello	EGP	8	7:12.786	2.819	52.939	7	86,704	10
11	20	Nico MÜLLER	GER	DR	VPDR	8	7:13.102	3.135	52.775	8	86,973	11
12	77	Fazio FRANSSSEN	NED	Formula K	Formula K Europe	8	7:13.586	3.619	52.577	7	87,301	12
13	25	Jack BARTHOLOMEW	GBR	Zanardi	Coles Racing	8	7:14.210	4.243	52.600	8	87,262	13
14	65	Emilien CARDE	FRA	Sodikart	Matec Competition	8	7:14.817	4.850	52.839	8	86,868	14
15	28	Shanaka CLAY	SRL	Tonykart	TBA	8	7:17.275	7.308	52.567	8	87,317	15
16	36	Henrique BAPTISTA	POR	Kosmic	Paul Carr Racing	8	7:19.236	9.269	53.148	8	86,363	16
17	17	Ralf ARON	EST	Tonykart	Aix Racing	8	7:19.383	9.416	53.080	5	86,473	17
18	44	Ameer HASSAN	LIB	Formula K	Formula K Europe	8	7:20.072	10.105	52.915	7	86,743	18
19	85	Ermo PIHTJOE	EST	Sodikart	Aix Racing Team	8	7:21.780	11.813	53.376	6	85,994	19
20	61	Josh WHITE	GBR	Tonykart	RL Racing Dept Ltd	8	7:22.082	12.115	53.086	6	86,463	20
21	29	Teodor MORIN	SWE	Kosmic	Soda Kart	8	7:22.744	12.777	53.463	8	85,854	21
22	57	Jonathan JUDEK	GER	FK	KM Racing	8	7:22.836	12.869	53.279	8	86,150	22
23	37	Shayur HARPAL	RSA	Kosmic	Paul Carr Racing	8	7:28.508	18.541	53.082	8	86,470	23
24	72	Pavel SRDINKO	CZE	Sassport	SRDAS	8	7:33.084	23.117	53.206	7	86,268	24
25	74	Jai NIJJAR	GBR	Tonykart	Chris Rogers Motorsport	7	6:27.415	1 Lap	52.520	7	87,395	25
26	71	Florian WIESINGER	AUT	DR	VPDR	7	6:59.926	1 Lap	54.888	2	83,625	26

Announcements

These results are provisional until the conclusion of any judicial and technical matters
 Started: 26 Classified: 26 Not classified: 0
 No. 61 time penalty 10 sec. / reason unfair driving

Margin of Victory	Ø km/h	Best Lap Tm	km/h	Best Lap by
0.453	85,402	52.520	87,395	74 - Jai NIJJAR

Timekeeping Ingrid and Meik Wagner:  Clerk of the course Nigel Edwards: www.mylaps.com
 Steward (Chairman) Horst Seidel: Chief Scrutineer Paul Klaassen: Licensed to: Motorsport Events
 Printed: 12.05.2012 16:00:35 posted at: h



Rotax Euro Challenge 2012 Wackersdorf

Rotax Juniors Wackersdorf 1,275 Km

RACE 11 Qualifying Heat 4 A-D 12.05.2012 14:00


Race (8 Laps) started at 14:02:24

Pos	No.	Name	Nat.	Chassis	Race Team	Laps	Total Tm	Diff	Best Tm	In Lap	km/h	Points
1	9	Janneau ESMEIJER	NED	Intrepid	Team TKP	8	7:04.377		52.693	8	87,108	0
2	7	Kaan ONDER	TUR	Alonso	Borusan Otomotiv M/Sport	8	7:07.070	2.693	52.471	6	87,477	2
3	73	Lando NORRIS	GBR	Tonykart	RL Racing Dept Ltd	8	7:07.267	2.890	52.291	6	87,778	3
4	21	Connor HALL	GBR	Tonykart	Coles Racing	8	7:07.275	2.898	52.750	7	87,014	4
5	69	Ryan ANDERTON	GBR	Tonykart	Coles Racing	8	7:11.176	6.799	52.855	7	86,841	5
6	49	Max AITKEN	GBR	Formula K	Protrain Racing	8	7:11.458	7.081	52.616	7	87,236	6
7	38	Cem BOLUKBASI	TUR	Kosmic	Paul Carr Racing	8	7:11.548	7.171	52.553	7	87,340	7
8	70	Max TIMMERMANS	BEL	Formula K	Formula K Europe	8	7:11.730	7.353	52.493	7	87,440	8
9	40	Jan JONCK	DEN	Tonykart	RS Competition	8	7:12.292	7.915	52.344	7	87,689	9
10	34	Pepijn STEEMAN	NED	Gillard	DFK	8	7:12.358	7.981	52.462	7	87,492	10
11	68	Vince HERCSIK	HUN	Birel	Kalman Motorsport	8	7:13.215	8.838	52.727	7	87,052	11
12	30	Joel DEPTUCH	POL	Praga	Uniq Racing	8	7:15.345	10.968	53.411	6	85,937	12
13	67	William TAYLFORTH	GBR	Tonykart	Coles Racing	8	7:15.476	11.099	53.208	6	86,265	13
14	19	Tobias HOLM	DEN	Kosmic	Star Karting	8	7:16.150	11.773	52.910	6	86,751	14
15	48	Frida GRANDIN	SWE	Kosmic	Soda Kart	8	7:16.422	12.045	52.906	8	86,758	15
16	86	Max HOFER	AUT	Birel	Speedworld Academy	8	7:16.467	12.090	53.084	8	86,467	16
17	26	Jessica BACKMAN	SWE	Tonykart	Strawberry Racing	8	7:16.600	12.223	52.757	8	87,003	17
18	87	Tom MEIJER	NED	Formula K	Formula K Europe	8	7:16.954	12.577	53.274	8	86,158	18
19	52	Boris KOLFF	NED	Intrepid	Team TKP	8	7:17.266	12.889	53.120	5	86,408	19
20	59	Julius COLLIANDER CELIK	SWE	Kosmic	Soda Kart	8	7:17.695	13.318	53.118	7	86,411	20
21	78	Jakub KADLCAK	CZE	Tonykart	Gregor Racing	8	7:18.653	14.276	52.864	8	86,827	21
22	16	Ryo HIROOKA	JPN	DR	VPDR	8	7:18.784	14.407	53.316	8	86,090	22
23	45	Sven VAN DER SLIK	NED	Intrepid	Team TKP	8	7:18.947	14.570	52.820	8	86,899	23
24	66	Peter HUBER	AUT	Birel	Kalman Motorsport	8	7:19.473	15.096	53.055	8	86,514	24
25	60	Jan FILIP	CZE	Maranello	OK Kart	2	1:52.180	6 Laps	54.114	2	84,821	25
26	23	Remo RAHULA	EST	Intrepid	Talvar Racing	1	1:00.562	7 Laps	58.357	1	78,654	26
27	42	Berkay BESLER	TUR	Tonykart	DNR Racing/Bouvin Power	1	1:09.375	7 Laps	1:08.485	1	67,022	27

Announcements

These results are provisional until the conclusion of any judicial and technical matters
 No. 26 warning board
 Started: 27 Classified: 27 Not classified: 0

Margin of Victory	Ø km/h	Best Lap Tm	km/h	Best Lap by
2.693	86,527	52.291	87,778	73 - Lando NORRIS

Timekeeping Ingrid and Meik Wagner:  Clerk of the course Nigel Edwards: www.mylaps.com
 Steward (Chairman) Horst Seidel: Chief Scrutineer Paul Klaassen: Licensed to: Motorsport Events
 Printed: 12.05.2012 14:11:55 posted at: h



Rotax Euro Challenge 2012 Wackersdorf

Rotax Juniors

Wackersdorf 1,275 Km

RACE 11 Qualifying Heat 4 A-D

12.05.2012 14:00

Race (8 Laps) started at 14:02:24

Lap	Time of Day	Lap Tm	S1 Tm	S2 Tm	S3 Tm	Lap	Time of Day	Lap Tm	S1 Tm	S2 Tm	S3 Tm
5	14:06:59.709	53.142	19.101	17.236	16.805	8	14:09:43.100	53.316	19.026	17.579	16.711
6	14:07:53.299	53.590	19.804	17.158	16.628	(45) Sven VAN DER SLIK					
7	14:08:47.832	54.533	19.087	18.304	17.142	1	14:03:21.389	56.518	21.832	17.639	17.047
8	14:09:40.738	52.906	19.038	17.067	16.801	2	14:04:16.180	54.791	20.068	17.473	17.250
(86) Max HOFER						3	14:05:10.062	53.882	19.181	17.295	17.406
1	14:03:23.532	57.947	22.294	18.518	17.135	4	14:06:11.225	1:01.163	26.770	17.570	16.823
2	14:04:17.074	53.542	19.415	17.365	16.762	5	14:07:04.308	53.083	19.297	17.053	16.733
3	14:05:11.565	54.491	19.088	17.560	17.843	6	14:07:57.337	53.029	19.248	17.117	16.664
4	14:06:05.800	54.235	20.170	17.173	16.892	7	14:08:50.443	53.106	19.032	17.024	17.050
5	14:06:59.619	53.819	18.848	17.235	17.736	8	14:09:43.263	52.820	18.798	17.329	16.693
6	14:07:53.004	53.385	19.627	17.067	16.691	(66) Peter HUBER					
7	14:08:47.699	54.695	19.193	18.374	17.128	1	14:03:25.897	1:00.110	23.029	19.213	17.868
8	14:09:40.783	53.084	18.735	17.176	17.173	2	14:04:20.105	54.208	19.862	17.493	16.853
(26) Jessica BACKMAN						3	14:05:13.574	53.469	19.292	17.148	17.029
1	14:03:23.011	57.596	22.667	17.896	17.033	4	14:06:07.754	54.180	19.872	17.606	16.702
2	14:04:19.621	56.610	21.285	18.486	16.839	5	14:07:01.360	53.606	19.072	17.504	17.030
3	14:05:13.254	53.633	19.471	17.188	16.974	6	14:07:55.712	54.352	19.948	17.494	16.910
4	14:06:06.774	53.520	19.381	17.220	16.919	7	14:08:50.734	55.022	19.662	17.787	17.573
5	14:06:59.891	53.117	19.234	17.047	16.836	8	14:09:43.789	53.055	19.110	17.194	16.751
6	14:07:54.734	54.843	20.782	17.316	16.745	(60) Jan FILIP					
7	14:08:48.159	53.425	18.902	17.235	17.288	1	14:03:22.382	56.503	21.894	17.534	17.075
8	14:09:40.916	52.757	18.908	17.062	16.787	2	14:04:16.496	54.114	20.005	17.356	16.753
(87) Tom MEIJER						(23) Remo RAHULA					
1	14:03:24.121	58.901	23.248	17.813	17.840	1	14:03:24.878	58.357	22.808	18.222	17.327
2	14:04:18.197	54.076	19.647	17.495	16.934	(42) Berkay BESLER					
3	14:05:12.224	54.027	19.254	17.223	17.550	1	14:03:33.691	1:08.485	29.157	19.555	19.773
4	14:06:06.363	54.139	19.643	17.252	17.244						
5	14:07:00.194	53.831	19.774	17.231	16.826						
6	14:07:54.464	54.270	20.124	17.326	16.820						
7	14:08:47.996	53.532	19.325	17.219	16.988						
8	14:09:41.270	53.274	19.487	17.053	16.734						
(52) Boris KOLFF											
1	14:03:23.824	57.827	22.738	18.075	17.014						
2	14:04:18.336	54.512	19.695	17.856	16.961						
3	14:05:12.456	54.120	19.973	17.387	16.760						
4	14:06:07.519	55.063	20.423	17.751	16.889						
5	14:07:00.639	53.120	19.006	17.300	16.814						
6	14:07:55.151	54.512	19.945	17.717	16.850						
7	14:08:48.307	53.156	18.926	17.280	16.950						
8	14:09:41.582	53.275	19.400	17.205	16.670						
(59) Julius COLLIANDER CELIK											
1	14:03:25.240	59.119	23.473	18.451	17.195						
2	14:04:19.229	53.989	19.557	17.760	16.672						
3	14:05:13.445	54.216	19.292	17.406	17.518						
4	14:06:07.429	53.984	19.593	17.457	16.934						
5	14:07:00.915	53.486	18.908	17.773	16.805						
6	14:07:55.403	54.488	20.316	17.422	16.750						
7	14:08:48.521	53.118	18.926	17.231	16.961						
8	14:09:42.011	53.490	19.406	17.295	16.789						
(78) Jakob KADLCAK											
1	14:03:23.891	57.974	22.756	17.887	17.331						
2	14:04:17.698	53.807	19.320	17.598	16.889						
3	14:05:11.656	53.958	19.050	17.315	17.593						
4	14:06:08.358	56.702	22.577	17.343	16.782						
5	14:07:01.431	53.073	18.911	17.197	16.965						
6	14:07:55.786	54.355	20.346	17.316	16.693						
7	14:08:50.105	54.319	20.016	17.333	16.970						
8	14:09:42.969	52.864	18.829	17.224	16.811						
(16) Ryo HIROOKA											
1	14:03:21.872	56.901	22.505	17.453	16.943						
2	14:04:16.227	54.355	19.657	17.496	17.202						
3	14:05:10.160	53.933	19.376	17.155	17.402						
4	14:06:05.070	54.910	19.330	18.209	17.371						
5	14:06:59.420	54.350	19.211	17.161	17.978						
6	14:07:56.178	56.758	22.439	17.708	16.611						
7	14:08:49.784	53.606	19.374	17.339	16.893						





Rotax Euro Challenge 2012 Wackersdorf

Rotax Juniors

Wackersdorf 1,275 Km

RACE 17 Qualifying Heat 5 A-C

12.05.2012 16:20


Race (8 Laps) started at 16:22:28

Pos	No.	Name	Nat.	Chassis	Race Team	Laps	Total Tm	Diff	Best Tm	In Lap	km/h	Points
1	9	Janneau ESMEIJER	NED	Intrepid	Team TKP	8	7:05.754		52.720	8	87,064	0
2	7	Kaan ONDER	TUR	Alonso	Borusan Otomotiv M/Sport	8	7:06.902	1.148	52.756	8	87,004	2
3	21	Connor HALL	GBR	Tonykart	Coles Racing	8	7:07.298	1.544	52.770	8	86,981	3
4	69	Ryan ANDERTON	GBR	Tonykart	Coles Racing	8	7:08.302	2.548	52.812	8	86,912	4
5	98	Sam SCHIPPERS	NED	Intrepid	Team TKP	8	7:09.079	3.325	52.645	7	87,188	5
6	64	Momo OKUDA	JPN	DR	VPDR	8	7:09.299	3.545	52.611	7	87,244	6
7	87	Tom MEIJER	NED	Formula K	Formula K Europe	8	7:11.225	5.471	52.894	8	86,777	7
8	77	Fazio FRANSEN	NED	Formula K	Formula K Europe	8	7:11.668	5.914	52.625	8	87,221	8
9	40	Jan JONCK	DEN	Tonykart	RS Competition	8	7:12.717	6.963	52.650	6	87,179	9
10	18	Thomas PREINING	AUT	Formula K	Protrain Racing	8	7:12.908	7.154	52.274	8	87,807	10
11	17	Ralf ARON	EST	Tonykart	Aix Racing	8	7:14.211	8.457	52.655	6	87,171	11
12	15	Lars LAMBORELLE	NED	Intrepid	Team TKP	8	7:19.301	13.547	52.933	8	86,713	12
13	19	Tobias HOLM	DEN	Kosmic	Star Karting	8	7:20.839	15.085	53.058	6	86,509	13
14	68	Vince HERCSIK	HUN	Birel	Kalman Motorsport	8	7:21.003	15.249	53.046	6	86,529	14
15	30	Joel DEPTUCH	POL	Praga	Uniq Racing	8	7:21.407	15.653	53.051	6	86,521	15
16	23	Remo RAHULA	EST	Intrepid	Talvar Racing	8	7:21.430	15.676	52.912	7	86,748	16
17	71	Florian WIESINGER	AUT	DR	VPDR	8	7:23.655	17.901	53.473	2	85,838	17
18	44	Ameer HASSAN	LIB	Formula K	Formula K Europe	8	7:23.695	17.941	52.872	7	86,813	18
19	20	Nico MÜLLER	GER	DR	VPDR	8	7:23.745	17.991	52.571	7	87,310	19
20	57	Jonathan JUDEK	GER	FK	KM Racing	8	7:23.844	18.090	52.957	7	86,674	20
21	67	William TAYLFORTH	GBR	Tonykart	Coles Racing	8	7:24.010	18.256	52.933	6	86,713	21
22	85	Ermo PIHTJOE	EST	Sodikart	Aix Racing Team	8	7:24.546	18.792	53.444	6	85,884	22
23	66	Peter HUBER	AUT	Birel	Kalman Motorsport	8	7:24.668	18.914	53.310	6	86,100	23
24	78	Jakub KADLCAK	CZE	Tonykart	Gregor Racing	8	7:28.214	22.460	53.045	7	86,530	24
25	38	Cem BOLUKBASI	TUR	Kosmic	Paul Carr Racing	8	7:29.043	23.289	53.322	7	86,081	25
26	74	Jai NIJJAR	GBR	Tonykart	Chris Rogers Motorsport	4	3:39.606	4 Laps	52.677	4	87,135	26
27	56	Thomas SALVA	CZE	MS Kart	MS Kart Racing Team	3	3:10.312	5 Laps	54.370	2	84,422	27

Announcements

These results are provisional until the conclusion of any judicial and technical matters
 No. 67 warning board
 No. 68 warning board twice
 Started: 27 Classified: 27 Not classified: 0

Margin of Victory	Ø km/h	Best Lap Tm	km/h	Best Lap by
1.148	86,247	52.274	87,807	18 - Thomas PREINING

Timekeeping Ingrid and Meik Wagner:  Clerk of the course Nigel Edwards: www.mylaps.com
 Steward (Chairman) Horst Seidel: Chief Scrutineer Paul Klaassen: Licensed to: Motorsport Events
 Printed: 12.05.2012 16:31:34 posted at: h



Rotax Euro Challenge 2012 Wackersdorf

Rotax Juniors

Wackersdorf 1,275 Km

RACE 17 Qualifying Heat 5 A-C

12.05.2012 16:20

Race (8 Laps) started at 16:22:28

Lap	Time of Day	Lap Tm	S1 Tm	S2 Tm	S3 Tm
(9) Janneus ESMEIJER					
1	16:23:22.709	54.223	20.082	17.228	16.913
2	16:24:16.153	53.444	19.322	17.220	16.902
3	16:25:09.414	53.261	19.232	17.182	16.847
4	16:26:02.677	53.263	19.203	17.216	16.844
5	16:26:55.703	53.026	19.049	17.118	16.859
6	16:27:48.658	52.955	19.089	17.075	16.791
7	16:28:41.520	52.862	19.023	17.107	16.732
8	16:29:34.240	52.720	18.999	17.016	16.705
(7) Kaan ONDER					
1	16:23:23.774	55.090	20.705	17.490	16.895
2	16:24:17.195	53.421	19.109	17.396	16.916
3	16:25:10.556	53.361	19.249	17.264	16.848
4	16:26:03.824	53.268	19.066	17.353	16.849
5	16:26:56.858	53.034	19.000	17.228	16.806
6	16:27:49.784	52.926	19.018	17.184	16.724
7	16:28:42.632	52.848	19.011	17.110	16.727
8	16:29:35.388	52.756	18.927	17.105	16.724
(21) Connor HALL					
1	16:23:23.549	54.973	20.469	17.505	16.999
2	16:24:17.486	53.937	19.636	17.432	16.869
3	16:25:10.788	53.302	19.243	17.272	16.787
4	16:26:04.045	53.257	19.136	17.301	16.820
5	16:26:57.193	53.148	19.137	17.216	16.795
6	16:27:50.015	52.822	19.027	17.112	16.683
7	16:28:43.014	52.999	19.087	17.186	16.726
8	16:29:35.784	52.770	18.996	17.110	16.664
(69) Ryan ANDERTON					
1	16:23:24.085	55.320	20.871	17.546	16.903
2	16:24:17.734	53.649	19.426	17.308	16.915
3	16:25:11.310	53.576	19.365	17.347	16.864
4	16:26:04.717	53.407	19.283	17.254	16.870
5	16:26:58.061	53.344	19.274	17.216	16.854
6	16:27:50.989	52.928	19.186	17.069	16.673
7	16:28:43.976	52.987	19.186	17.059	16.742
8	16:29:36.788	52.812	19.057	17.101	16.654
(98) Sam SCHIPPERS					
1	16:23:27.412	58.621	23.764	17.843	17.014
2	16:24:20.635	53.223	19.104	17.223	16.896
3	16:25:13.877	53.242	19.065	17.188	16.989
4	16:26:06.749	52.872	18.990	17.137	16.745
5	16:26:59.602	52.853	19.027	17.132	16.694
6	16:27:52.258	52.656	18.964	17.045	16.647
7	16:28:44.903	52.645	18.922	17.016	16.707
8	16:29:37.565	52.662	18.849	17.112	16.701
(64) Momo OKUDA					
1	16:23:25.806	56.436	21.911	17.529	16.996
2	16:24:19.698	53.892	19.410	17.370	17.112
3	16:25:12.987	53.289	19.107	17.188	16.994
4	16:26:06.381	53.394	19.151	17.282	16.961
5	16:26:59.717	53.336	19.125	17.169	17.042
6	16:27:52.532	52.815	19.014	17.131	16.670
7	16:28:45.143	52.611	18.873	17.079	16.659
8	16:29:37.785	52.642	18.807	17.182	16.653
(87) Tom MEIJER					
1	16:23:25.665	56.640	21.839	17.673	17.128
2	16:24:20.069	54.404	19.883	17.443	17.078
3	16:25:13.955	53.886	19.296	17.293	17.297
4	16:26:07.254	53.299	19.251	17.254	16.794
5	16:27:00.501	53.247	19.078	17.276	16.893
6	16:27:53.704	53.203	19.127	17.248	16.828
7	16:28:46.817	53.113	19.159	17.188	16.766
8	16:29:39.711	52.894	18.967	17.172	16.755
(77) Fazio FRANSSEN					
1	16:23:29.317	59.649	22.981	18.949	17.719

Lap	Time of Day	Lap Tm	S1 Tm	S2 Tm	S3 Tm
(40) Jan JONCK					
1	16:23:22.404	53.087	19.120	17.199	16.768
2	16:25:16.339	53.935	19.529	17.178	16.238
3	16:26:09.210	52.871	18.941	17.218	16.712
4	16:27:01.998	52.788	18.963	17.108	16.717
5	16:27:54.875	52.877	18.997	17.145	16.735
6	16:28:47.529	52.654	18.978	17.053	16.623
7	16:29:40.154	52.625	18.916	17.039	16.670
(18) Thomas PREINING					
1	16:23:29.880	1:00.278	23.475	18.650	18.153
2	16:24:23.293	53.413	19.257	17.306	16.850
3	16:25:16.497	53.204	19.052	17.068	17.084
4	16:26:10.246	53.749	19.190	17.388	17.171
5	16:27:03.142	52.896	18.963	17.098	16.835
6	16:27:55.792	52.650	18.866	17.050	16.734
7	16:28:48.506	52.714	18.874	17.092	16.748
8	16:29:41.203	52.697	18.839	17.115	16.743
(17) Ralf ARON					
1	16:23:30.445	1:00.284	23.771	18.728	17.785
2	16:24:24.910	54.465	19.668	17.421	17.376
3	16:25:18.238	53.328	19.206	17.243	16.879
4	16:26:11.227	52.989	19.073	17.194	16.722
5	16:27:04.462	53.235	19.051	17.269	16.915
6	16:27:57.117	52.655	18.864	17.138	16.653
7	16:28:49.843	52.726	18.934	17.111	16.681
8	16:29:42.697	52.854	18.858	17.185	16.811
(15) Lars LAMBARELLE					
1	16:23:28.089	58.818	23.592	18.175	17.051
2	16:24:21.554	53.465	19.224	17.335	16.906
3	16:25:14.641	53.087	19.026	17.137	16.924
4	16:26:07.664	53.023	19.083	17.107	16.833
5	16:27:00.591	59.927	18.900	23.060	17.967
6	16:28:00.651	53.060	19.152	17.172	16.736
7	16:28:54.854	54.203	19.164	18.002	17.037
8	16:29:47.787	52.933	19.079	17.092	16.762
(19) Tobias HOLM					
1	16:23:31.145	1:00.988	24.125	19.226	17.637
2	16:24:25.629	54.484	19.951	17.621	16.912
3	16:25:20.722	55.093	20.621	17.368	17.104
4	16:26:14.363	53.641	19.374	17.311	16.956
5	16:27:07.780	53.417	19.159	17.269	16.989
6	16:28:00.838	53.058	19.074	17.249	16.735
7	16:28:55.588	54.750	19.145	18.086	17.519
8	16:29:49.325	53.737	19.681	17.194	16.862
(68) Vince HERCSIK					
1	16:23:31.751	1:02.540	24.722	20.530	17.288
2	16:24:25.838	54.087	19.773	17.526	16.788
3	16:25:21.205	55.367	21.071	17.416	16.880
4	16:26:15.503	54.298	20.048	17.393	16.857
5	16:27:08.688	53.185	19.035	17.232	16.918
6	16:28:01.734	53.046	19.021	17.253	16.772
7	16:28:55.686	53.952	19.010	17.574	17.368
8	16:29:49.489	53.803	19.440	17.531	16.832
(30) Joel DEPTUCH					
1	16:23:32.133	1:03.274	27.628	18.555	17.091
2	16:24:26.694	54.561	19.765	17.605	17.191
3	16:25:21.044	54.350	19.970	17.426	16.954
4	16:26:15.027	53.983	19.956	17.236	16.791



Rotax Euro Challenge 2012 Wackersdorf

Rotax Juniors

Wackersdorf 1,275 Km

RACE 17 Qualifying Heat 5 A-C

12.05.2012 16:20

Race (8 Laps) started at 16:22:28

Lap	Time of Day	Lap Tm	S1 Tm	S2 Tm	S3 Tm
5	16:27:08.207	53.180	19.081	17.264	16.835
6	16:28:01.258	53.051	19.042	17.216	16.793
7	16:28:55.764	54.506	18.965	18.425	17.116
8	16:29:49.893	54.129	19.808	17.327	16.994

(23) Remo RAHULA

1	16:23:31.408	1:01.156	24.215	19.153	17.788
2	16:24:27.571	56.163	21.392	17.695	17.076
3	16:25:22.568	54.997	19.985	17.481	17.531
4	16:26:17.065	54.497	19.671	17.576	17.250
5	16:27:10.266	53.201	19.119	17.288	16.794
6	16:28:03.252	52.986	19.040	17.179	16.767
7	16:28:56.164	52.912	19.064	17.144	16.704
8	16:29:49.916	53.752	19.553	17.312	16.887

(71) Florian WIESINGER

1	16:23:28.705	59.722	23.851	18.598	17.273
2	16:24:22.178	53.473	19.088	17.319	17.066
3	16:25:16.408	54.230	19.536	17.246	17.448
4	16:26:10.402	53.994	19.163	17.565	17.266
5	16:27:04.591	54.189	19.184	17.232	17.773
6	16:27:59.860	55.269	19.631	18.023	17.615
7	16:28:55.487	55.627	19.818	17.894	17.915
8	16:29:52.141	56.654	20.511	18.183	17.960

(44) Ameer HASSAN

1	16:23:29.814	1:00.345	24.130	18.254	17.961
2	16:24:24.836	55.022	19.563	17.806	17.653
3	16:25:23.538	58.702	23.439	17.791	17.472
4	16:26:17.958	54.420	19.464	17.617	17.339
5	16:27:10.889	52.931	18.980	17.238	16.713
6	16:28:04.095	53.206	19.325	17.158	16.723
7	16:28:56.967	52.872	19.018	17.177	16.677
8	16:29:52.181	55.214	19.475	18.296	17.443

(20) Nico MÜLLER

1	16:23:30.354	1:00.438	23.844	18.798	17.796
2	16:24:25.016	54.662	19.561	17.375	17.726
3	16:25:25.150	1:00.134	25.759	17.497	16.878
4	16:26:18.866	53.716	19.087	17.290	17.339
5	16:27:12.255	53.389	19.130	17.436	16.823
6	16:28:04.928	52.673	18.945	17.110	16.618
7	16:28:57.499	52.571	18.803	17.161	16.607
8	16:29:52.231	54.732	19.091	18.265	17.376

(57) Jonathan JUDEK

1	16:23:30.649	1:00.393	23.573	19.269	17.551
2	16:24:25.437	54.788	19.572	18.068	17.148
3	16:25:20.883	55.446	20.926	17.508	17.012
4	16:26:17.203	56.320	20.974	17.643	17.703
5	16:27:10.800	53.597	19.310	17.432	16.855
6	16:28:04.407	53.607	19.590	17.325	16.692
7	16:28:57.364	52.957	18.930	17.282	16.745
8	16:29:52.330	54.966	19.496	18.176	17.294

(67) William TAYLFORTH

1	16:23:30.952	1:01.831	23.817	19.243	18.771
2	16:24:25.263	54.311	19.504	17.641	17.166
3	16:25:22.433	57.170	22.494	17.439	17.237
4	16:26:16.960	54.527	19.680	17.569	17.278
5	16:27:10.643	53.683	19.413	17.307	16.963
6	16:28:03.576	52.933	19.037	17.101	16.795
7	16:28:56.560	52.984	19.085	17.149	16.750
8	16:29:52.496	55.936	19.733	18.309	17.894

(85) Ermo PIHTJOE

1	16:23:32.649	1:02.244	24.320	19.920	18.004
2	16:24:27.853	55.204	20.063	17.631	17.510
3	16:25:22.901	55.048	20.090	17.799	17.159
4	16:26:17.956	55.055	19.460	18.070	17.525
5	16:27:12.475	54.519	19.847	17.457	17.215
6	16:28:05.919	53.444	19.117	17.372	16.955
7	16:28:59.370	53.451	19.127	17.332	16.992

Lap	Time of Day	Lap Tm	S1 Tm	S2 Tm	S3 Tm
8	16:29:53.032	53.662	19.248	17.343	17.071

(66) Peter HUBER

1	16:23:30.803	1:00.817	23.602	19.660	17.555
2	16:24:26.831	56.028	20.862	17.617	17.549
3	16:25:23.818	56.987	21.226	18.277	17.484
4	16:26:18.726	54.908	19.430	17.579	17.899
5	16:27:12.692	53.966	19.532	17.327	17.107
6	16:28:06.002	53.310	19.240	17.227	16.843
7	16:28:59.815	53.813	19.711	17.279	16.823
8	16:29:53.154	53.339	19.137	17.278	16.924

(78) Jakub KADLCAK

1	16:23:32.375	1:02.303	24.908	19.301	18.094
2	16:24:26.953	54.578	19.832	17.552	17.194
3	16:25:23.412	56.459	21.525	17.724	17.210
4	16:26:23.268	59.856	19.210		
5	16:27:16.752	53.484	19.275	17.269	16.940
6	16:28:10.443	53.691	19.421	17.356	16.914
7	16:29:03.488	53.045	19.002	17.212	16.831
8	16:29:56.700	53.212	19.043	17.303	16.866

(38) Cem BOLUKBASI

1	16:23:32.744	1:03.800	27.741	18.873	17.186
2	16:24:27.071	54.327	19.753	17.484	17.090
3	16:25:21.991	54.920	20.175	17.632	17.113
4	16:26:15.940	53.949	19.501	17.527	16.921
5	16:27:15.801	59.861	19.158	17.473	23.230
6	16:28:10.586	54.785	20.243	17.673	16.869
7	16:29:03.908	53.322	19.110	17.379	16.833
8	16:29:57.529	53.621	19.181	17.421	17.019

(74) Jai NIJJAR

1	16:23:28.433	58.403	22.589	18.696	17.118
2	16:24:22.242	53.809	19.082	17.425	17.302
3	16:25:15.415	53.173	19.150	17.139	16.884
4	16:26:08.092	52.677	18.925	17.041	16.711

(56) Thomas SALVA

1	16:23:31.321	1:01.515	25.385	18.729	17.401
2	16:24:25.691	54.370	19.601	17.615	17.154
3	16:25:38.798	1:13.107	32.562	20.052	20.493

Timekeeping Ingrid and Meik Wagner:  Clerk of the course Nigel Edwards:

Steward (Chairman) Horst Seidel:

Chief Scrutineer Paul Klaassen:

Licensed to: Motorsport Events

Printed: 12.05.2012 16:32:10

posted at: h

www.mylaps.com



Rotax Euro Challenge 2012 Wackersdorf

Rotax Juniors

Wackersdorf 1,275 Km

RACE 18 Qualifying Heat 6 B-D

-NEW-

12.05.2012 16:40


Race (8 Laps) started at 16:42:11

Pos	No.	Name	Nat.	Chassis	Race Team	Laps	Total Tm	Diff	Best Tm	In Lap	km/h	Points
1	35	Harry WEBB	GBR	Tonykart	Strawberry Racing	8	7:06.085		52.618	7	87,233	0
2	73	Lando NORRIS	GBR	Tonykart	RL Racing Dept Ltd	8	7:06.560	0.475	52.375	7	87,637	2
3	49	Max AITKEN	GBR	Formula K	Protrain Racing	8	7:06.760	0.675	52.473	8	87,474	3
4	54	Jay GOODWIN	GBR	Tonykart	Strawberry Racing	8	7:11.412	5.327	52.781	4	86,963	4
5	61	Josh WHITE	GBR	Tonykart	RL Racing Dept Ltd	8	7:11.763	5.678	52.998	3	86,607	5
6	45	Sven VAN DER SLIK	NED	Intrepid	Team TKP	8	7:12.024	5.939	52.789	6	86,950	6
7	34	Pepijn STEEMAN	NED	Gillard	DFK	8	7:12.088	6.003	53.169	4	86,328	7
8	65	Emilien CARDE	FRA	Sodikart	Matec Competition	8	7:12.712	6.627	52.666	6	87,153	8
9	53	Guan Yu ZHOU	GBR	Tonykart	Strawberry Racing	8	7:12.938	6.853	52.147	7	88,020	9
10	70	Max TIMMERMANS	BEL	Formula K	Formula K Europe	8	7:13.208	7.123	52.889	5	86,786	10
11	50	Lennert VAN BOGAERT	BEL	Maranello	EGP	8	7:14.224	8.139	52.540	7	87,362	11
12	26	Jessica BACKMAN	SWE	Tonykart	Strawberry Racing	8	7:14.392	8.307	52.693	7	87,108	12
13	28	Shanaka CLAY	SRL	Tonykart	TBA	8	7:14.462	8.377	52.528	6	87,382	13
14	37	Shayur HARPAL	RSA	Kosmic	Paul Carr Racing	8	7:15.803	9.718	52.635	6	87,204	14
15	48	Frida GRANDIN	SWE	Kosmic	Soda Kart	8	7:16.178	10.093	52.530	6	87,379	15
16	59	Julius COLLIANDER CELIK	SWE	Kosmic	Soda Kart	8	7:17.751	11.666	53.060	8	86,506	16
17	60	Jan FILIP	CZE	Maranello	OK Kart	8	7:18.405	12.320	53.032	5	86,552	17
18	52	Boris KOLFF	NED	Intrepid	Team TKP	8	7:18.657	12.572	53.089	8	86,459	18
19	29	Teodor MORIN	SWE	Kosmic	Soda Kart	8	7:19.471	13.386	53.048	8	86,525	19
20	25	Jack BARTHOLOMEW	GBR	Zanardi	Coles Racing	8	7:20.166	14.081	52.493	8	87,440	20
21	89	Joseph BURTON-HARRIS	AUS	Formula K	Formula K Europe	8	7:26.744	20.659	52.664	4	87,156	21
22	72	Pavel SRDINKO	CZE	Sassport	SRDAS	8	7:26.971	20.886	53.194	7	86,288	22
23	86	Max HOFER	AUT	Birel	Speedworld Academy	8	7:33.475	27.390	52.479	6	87,464	23
24	16	Ryo HIROOKA	JPN	DR	VPDR	8	7:35.500	29.415	52.608	6	87,249	24
25	36	Henrique BAPTISTA	POR	Kosmic	Paul Carr Racing	8	7:35.566	29.481	52.934	8	86,712	25
26	42	Berkay BESLER	TUR	Tonykart	DNR Racing/Bouvin Power	8	7:42.797	36.712	55.281	3	83,030	26

Announcements

These results are provisional until the conclusion of any judicial and technical matters
 Started: 26 Classified: 26 Not classified: 0
 No. 36 time penalty 10 sec. / reason unfair driving
 No. 89 time penalty 10 sec. / reason unfair driving

Margin of Victory	Ø km/h	Best Lap Tm	km/h	Best Lap by
0.475	86,180	52.147	88,020	53 - Guan Yu ZHOU

Timekeeping Ingrid and Meik Wagner:  Clerk of the course Nigel Edwards: www.mylaps.com
 Steward (Chairman) Horst Seidel: Chief Scrutineer Paul Klaassen: Licensed to: Motorsport Events
 Printed: 12.05.2012 19:22:56 posted at: h



Rotax Euro Challenge 2012 Wackersdorf

Rotax Juniors

Wackersdorf 1,275 Km

RACE 18 Qualifying Heat 6 B-D

12.05.2012 16:40

Race (8 Laps) started at 16:42:11

Lap	Time of Day	Lap Tm	S1 Tm	S2 Tm	S3 Tm	Lap	Time of Day	Lap Tm	S1 Tm	S2 Tm	S3 Tm
5	16:46:45.794	53.219	18.847	17.566	16.806	8	16:49:36.783	52.934	19.159	17.003	16.772
6	16:47:38.324	52.530	18.759	17.165	16.606	<u>(72) Pavel SRDINKO</u>					
7	16:48:31.022	52.698	18.938	17.178	16.582	1	16:43:12.815	1:00.008	24.245	18.894	16.869
8	16:49:27.395	56.373	20.199	19.382	16.792	2	16:44:09.354	56.539	19.623	18.734	18.182
<u>(89) Joseph BURTON-HARRIS</u>						3	16:45:09.911	1:00.557	24.990	18.612	16.955
1	16:43:06.321	55.024	20.599	17.416	17.009	4	16:46:04.191	54.280	19.440	17.307	17.533
2	16:44:00.921	54.600	19.196	17.882	17.522	5	16:46:57.722	53.531	19.385	17.217	16.929
3	16:44:55.091	54.170	20.237	17.138	16.795	6	16:47:51.475	53.753	19.276	17.514	16.963
4	16:45:47.755	52.664	18.858	17.139	16.667	7	16:48:44.669	53.194	19.338	17.076	16.780
5	16:46:41.660	53.905	19.477	17.778	16.650	8	16:49:38.188	53.519	19.392	17.247	16.880
6	16:47:34.788	53.128	19.290	17.177	16.661	<u>(86) Max HOFER</u>					
7	16:48:28.969	54.181	20.223	17.241	16.717	1	16:43:09.555	57.014	22.307	17.827	16.880
8	16:49:27.961	58.992	24.702	17.573	16.717	2	16:44:04.390	54.835	19.451	18.401	16.983
<u>(59) Julius COLLIANDER CELIK</u>						3	16:44:58.310	53.920	19.331	17.204	17.385
1	16:43:11.709	58.845	23.251	18.327	17.267	4	16:45:50.878	52.568	18.874	17.027	16.667
2	16:44:07.409	55.700	19.181	19.303	17.216	5	16:46:43.610	52.732	18.997	16.977	16.758
3	16:45:01.276	53.867	19.227	17.547	17.093	6	16:47:36.089	52.479	18.861	16.971	16.647
4	16:45:55.248	53.972	19.338	17.794	16.840	7	16:48:29.157	53.068	19.039	17.249	16.780
5	16:46:49.037	53.789	19.291	17.493	17.005	8	16:49:44.692	1:15.535	40.079	18.361	17.095
6	16:47:42.524	53.487	19.251	17.289	16.947	<u>(16) Ryo HIROOKA</u>					
7	16:48:35.908	53.384	19.064	17.396	16.924	1	16:43:08.986	56.973	22.463	17.612	16.898
8	16:49:28.968	53.060	19.020	17.172	16.868	2	16:44:04.148	55.162	19.818	18.389	16.955
<u>(60) Jan FILIP</u>						3	16:44:57.728	53.580	19.420	17.225	16.935
1	16:43:12.466	59.772	23.859	18.710	17.203	4	16:45:50.743	53.015	19.121	17.108	16.786
2	16:44:09.253	56.787	19.728	18.863	18.196	5	16:46:43.808	53.065	19.365	17.063	16.637
3	16:45:03.561	54.308	20.106	17.318	16.884	6	16:47:36.416	52.608	18.950	17.046	16.612
4	16:45:56.908	53.347	19.068	17.254	17.025	7	16:48:29.357	52.941	18.901	17.263	16.777
5	16:46:49.940	53.032	19.145	17.176	16.711	8	16:49:46.717	1:17.360	42.430	18.113	16.817
6	16:47:43.164	53.224	19.337	17.214	16.673	<u>(42) Berkey BESLER</u>					
7	16:48:36.583	53.419	19.441	17.235	16.743	1	16:43:09.631	57.363	22.276	17.847	17.240
8	16:49:29.622	53.039	19.117	17.146	16.776	2	16:44:06.056	56.425	19.650	18.248	18.527
<u>(52) Boris KOLFF</u>						3	16:45:01.337	55.281	20.317	17.466	17.498
1	16:43:12.026	59.252	23.283	18.507	17.462	4	16:45:57.050	55.713	20.145	17.606	17.962
2	16:44:08.995	56.969	19.927	19.017	18.025	5	16:46:53.479	56.429	20.429	18.032	17.968
3	16:45:02.983	53.988	19.702	17.367	16.919	6	16:47:53.283	59.804	22.570	18.531	18.703
4	16:45:56.565	53.582	19.208	17.321	17.053	7	16:48:52.343	59.060	21.328	18.698	19.034
5	16:46:49.833	53.268	19.098	17.318	16.852	8	16:49:54.014	1:01.671	23.117	18.988	19.566
6	16:47:43.084	53.251	19.263	17.178	16.810	<u>(29) Teodor MORIN</u>					
7	16:48:36.785	53.701	19.643	17.353	16.705	1	16:43:12.719	59.619	23.941	18.617	17.061
8	16:49:29.874	53.089	19.018	17.299	16.772	2	16:44:09.763	57.044	20.339	18.090	18.615
<u>(25) Jack BARTHLOMEW</u>						3	16:45:04.011	54.248	19.883	17.510	16.855
1	16:43:12.050	59.453	23.754	17.962	17.737	4	16:45:57.231	53.220	19.197	17.291	16.732
2	16:44:06.051	54.001	19.096	17.772	17.133	5	16:46:50.931	53.700	19.456	17.234	17.010
3	16:44:59.484	53.433	19.135	17.218	17.080	6	16:47:44.302	53.371	19.400	17.153	16.818
4	16:46:00.200	1:00.716	19.515	24.470	16.731	7	16:48:37.640	53.338	19.352	17.212	16.774
5	16:46:53.311	53.111	18.962	17.376	16.773	8	16:49:30.688	53.048	19.176	17.134	16.738
6	16:47:46.071	52.760	18.893	17.128	16.739	<u>(36) Henrique BAPTISTA</u>					
7	16:48:38.890	52.819	19.069	17.161	16.589	1	16:43:12.959	59.990	23.817	19.328	16.845
8	16:49:31.383	52.493	18.899	16.917	16.677	2	16:44:09.487	56.528	19.599	18.769	18.160
3	16:45:10.369	1:00.882	20.480	18.121	16.771	4	16:46:03.666	53.297	19.088	17.354	16.855
4	16:46:55.311	53.111	18.962	17.376	16.773	5	16:46:56.881	53.215	19.237	17.193	16.785
5	16:47:46.071	52.760	18.893	17.128	16.739	6	16:47:50.842	53.961	19.297	17.781	16.883
6	16:48:38.890	52.819	19.069	17.161	16.589	7	16:48:43.849	53.007	19.197	17.076	16.734
7	16:48:43.849	53.007	19.197	17.076	16.734						



**Rotax Euro Challenge 2012****Rotax Max Juniors****-Official Result-****Wackersdorf / Germany****Ranking after Heats**

Pos.	No.	Firstname	Lastname	Nat.	Chassis	Race Team	QP	Points	Diff.	A-B	C-D	B-C	A-D	A-C	B-D
1	9	Janneau	ESMEIJER	NED	Intrepid	Team TKP	1	0		0	--	--	0	0	--
2	73	Lando	NORRIS	GBR	Tonykart	RL Racing Dept Ltd	8	5	-5	--	0	--	3	--	2
3	98	Sam	SCHIPPERS	NED	Intrepid	Team TKP	3	7	-7	--	2	0	--	5	--
4	21	Connor	HALL	GBR	Tonykart	Coles Racing	5	9	-9	2	--	--	4	3	--
5	69	Ryan	ANDERTON	GBR	Tonykart	Coles Racing	13	16	-16	7	--	--	5	4	--
6	54	Jay	GOODWIN	GBR	Tonykart	Strawberry Racing	14	17	-17	10	--	3	--	--	4
7	35	Harry	WEBB	GBR	Tonykart	Strawberry Racing	6	18	-18	9	--	9	--	--	0
8	15	Lars	LAMBORELLE	NED	Intrepid	Team TKP	19	20	-20	--	3	5	--	12	--
9	40	Jan	JONCK	DEN	Tonykart	RS Competition	37	22	-22	4	--	--	9	9	--
10	34	Pepijn	STEEMAN	NED	Gillard	DFK	4	24	-24	--	7	--	10	--	7
11	77	Fazio	FRANSSEN	NED	Formula K	Formula K Europe	31	24	-24	--	4	12	--	8	--
12	49	Max	AITKEN	GBR	Formula K	Protrain Racing	16	25	-25	--	16	--	6	--	3
13	64	Momo	OKUDA	JPN	DR	VPDR	23	26	-26	--	13	7	--	6	--
14	7	Kaan	ONDER	TUR	Alonso	Borusan Otomotiv M/Spor	9	30	-30	26	--	--	2	2	--
15	89	Joseph	BURTON-HARRIS	AUS	Formula K	Formula K Europe	2	32	-32	5	--	6	--	--	21
16	18	Thomas	PREINING	AUT	Formula K	Protrain Racing	15	32	-32	--	18	4	--	10	--
17	68	Vince	HERCSIK	HUN	Birel	Kalman Motorsport	33	33	-33	8	--	--	11	14	--
18	50	Lennert	VAN BOGAERT	BEL	Maranello	EGP	22	34	-34	13	--	10	--	--	11
19	26	Jessica	BACKMAN	SWE	Tonykart	Strawberry Racing	36	34	-34	--	5	--	17	--	12
20	45	Sven	VAN DER SLIK	NED	Intrepid	Team TKP	20	35	-35	--	6	--	23	--	6
21	38	Cem	BOLUKBASI	TUR	Kosmic	Paul Carr Racing	21	35	-35	3	--	--	7	25	--
22	61	Josh	WHITE	GBR	Tonykart	RL Racing Dept Ltd	10	36	-36	11	--	20	--	--	5
23	53	Guan Yu	ZHOU	GBR	Tonykart	Strawberry Racing	18	36	-36	25	--	2	--	--	9
24	70	Max	TIMMERMANS	BEL	Formula K	Formula K Europe	12	37	-37	--	19	--	8	--	10
25	25	Jack	BARTHOLOMEW	GBR	Zanardi	Coles Racing	30	39	-39	6	--	13	--	--	20
26	17	Ralf	ARON	EST	Tonykart	Aix Racing	43	39	-39	--	11	17	--	11	--
27	48	Frida	GRANDIN	SWE	Kosmic	Soda Kart	28	40	-40	--	10	--	15	--	15
28	19	Tobias	HOLM	DEN	Kosmic	Star Karting	49	41	-41	14	--	--	14	13	--
Position 1 -28 qualified for Prefinal															
29	65	Emilien	CARDE	FRA	Sodikart	Matec Competition	34	43	-43	21	--	14	--	--	8
30	20	Nico	MÜLLER	GER	DR	VPDR	35	44	-44	--	14	11	--	19	--
31	28	Shanaka	CLAY	SRL	Tonykart	TBA	26	45	-45	17	--	15	--	--	13
32	87	Tom	MEIJER	NED	Formula K	Formula K Europe	25	47	-47	22	--	--	18	7	--
33	67	William	TAYLFORTH	GBR	Tonykart	Coles Racing	29	49	-49	15	--	--	13	21	--
34	56	Thomas	SALVA	CZE	MS Kart	MS Kart Racing Team	7	50	-50	--	15	8	--	27	--
35	71	Florian	WIESINGER	AUT	DR	VPDR	11	51	-51	--	8	26	--	17	--
36	37	Shayur	HARPAL	RSA	Kosmic	Paul Carr Racing	42	53	-53	16	--	23	--	--	14
37	16	Ryo	HIROOKA	JPN	DR	VPDR	24	55	-55	--	9	--	22	--	24
38	30	Joel	DEPTUCH	POL	Praga	Uniq Racing	17	56	-56	29	--	--	12	15	--
39	78	Jakub	KADLCAK	CZE	Tonykart	Gregor Racing	45	57	-57	12	--	--	21	24	--
40	60	Jan	FILIP	CZE	Maranello	OK Kart	44	59	-59	--	17	--	25	--	17
41	52	Boris	KOLFF	NED	Intrepid	Team TKP	48	59	-59	--	22	--	19	--	18
42	59	Julius	COLLIANDER CE	SWE	Kosmic	Soda Kart	52	60	-60	--	24	--	20	--	16

Announcements:

----- These results are provisional until the conclusion of any judicial and technical matters -----

Clerk of the course Nigel Edwards:

Stewards (Chairman) Horst Seidel:

Timekeeping Ingrid/Meik Wagner:

Scrutineer Paul Klaassen:

Printed: 12.05.2012 19:27

Posted at: h



Rotax Euro Challenge 2012

Rotax Max Juniors

Wackersdorf / Germany

-Official Result-

Ranking after Heats

Pos.	No.	Firstname	Lastname	Nat.	Chassis	Race Team	QP	Points	Diff.	A-B	C-D	B-C	A-D	A-C	B-D
43	44	Ameer	HASSAN	LIB	Formula K	Formula K Europe	27	61	-61	--	25	18	--	18	--
44	23	Remo	RAHULA	EST	Intrepid	Talvar Racing	53	61	-61	19	--	--	26	16	--
45	85	Ermo	PIHTJOE	EST	Sodikart	Aix Racing Team	51	62	-62	--	21	19	--	22	--
46	29	Teodor	MORIN	SWE	Kosmic	Soda Kart	50	63	-63	23	--	21	--	--	19
47	72	Pavel	SRDINKO	CZE	Sassport	SRDAS	38	64	-64	18	--	24	--	--	22
48	42	Berkay	BESLER	TUR	Tonykart	DNR Racing/Bouvin Powe	32	65	-65	--	12	--	27	--	26
49	36	Henrique	BAPTISTA	POR	Kosmic	Paul Carr Racing	46	65	-65	24	--	16	--	--	25
50	57	Jonathan	JUDEK	GER	FK	KM Racing	47	65	-65	--	23	22	--	20	--
51	66	Peter	HUBER	AUT	Birel	Kalman Motorsport	41	67	-67	20	--	--	24	23	--
52	86	Max	HOFER	AUT	Birel	Speedworld Academy	40	68	-68	--	29	--	16	--	23
53	74	Jai	NIJJAR	GBR	Tonykart	Chris Rogers Motorsport	39	71	-71	--	20	25	--	26	--

Announcements:

----- These results are provisional until the conclusion of any judicial and technical matters -----

Clerk of the course Nigel Edwards:

Stewards (Chairman) Horst Seidel:

Timekeeping Ingrid/Meik Wagner:

Scrutineer Paul Klaassen:

Printed: 12.05.2012 19:27

Posted at: h

Rotax Euro Challenge 2012
 Class: Rotax Max Juniors
 Date/Time: 13.05.2012 10:20

Track: Wackersdorf / Germany
 Heat: Second Chance Heat
 Laps: 8

Edition 1

	33	17		34
	31	16		32
	29	15		30
	27	14		28
Jai NIJJAR	74 Points 71 Quali Rank 39	13		26
Peter HUBER	66 Points 67 Quali Rank 41	12	Max HOFER	86 Points 68 Quali Rank 40
Henrique BAPTISTA	36 Points 65 Quali Rank 46	11	Jonathan JUDEK	57 Points 65 Quali Rank 47
Pavel SRDINKO	72 Points 64 Quali Rank 38	10	Berkay BESLER	42 Points 65 Quali Rank 32
Ermo PIHTJOE	85 Points 62 Quali Rank 51	9	Teodor MORIN	29 Points 63 Quali Rank 50
Ameer HASSAN	44 Points 61 Quali Rank 27	8	Remo RAHULA	23 Points 61 Quali Rank 53
Boris KOLFF	52 Points 59 Quali Rank 48	7	Julius COLLIANDER CI	59 Points 60 Quali Rank 52
Jakub KADLCAK	78 Points 57 Quali Rank 45	6	Jan FILIP	60 Points 59 Quali Rank 44
Ryo HIROOKA	16 Points 55 Quali Rank 24	5	Joel DEPTUCH	30 Points 56 Quali Rank 17
Florian WIESINGER	71 Points 51 Quali Rank 11	4	Shayur HARPAL	37 Points 53 Quali Rank 42
William TAYLFORTH	67 Points 49 Quali Rank 29	3	Thomas SALVA	56 Points 50 Quali Rank 7
Shanaka CLAY	28 Points 45 Quali Rank 26	2	Tom MEIJER	87 Points 47 Quali Rank 25
Emilien CARDE	65 Points 43 Quali Rank 34	1	Nico MÜLLER	20 Points 44 Quali Rank 35
	1	Row		2

Pole Position

Clerk of the course Nigel Edwards:
 Stewards (Chairman) Horst Seidel:

Scrutineer Paul Klaassen:
 Timekeeping Ingrid/Meik Wagner:



Rotax Euro Challenge 2012 Wackersdorf

Rotax Juniors

Wackersdorf 1,275 Km

Warm up qualified 29-62

13.05.2012 09:00

Practice (5:00 Time) started at 9:00:00

Pos	No.	Name	Nat.	Chassis	Race Team	Laps	Best Tm	Diff	Gap In Lap	km/h
1	87	Tom MEIJER	NED	Formula K	Formula K Europe	5	52.858		4	86,836
2	78	Jakub KADLCAK	CZE	Tonykart	Gregor Racing	5	52.875	0.017	0.017	3 86,809
3	71	Florian WIESINGER	AUT	DR	VPDR	5	52.886	0.028	0.011	3 86,790
4	44	Ameer HASSAN	LIB	Formula K	Formula K Europe	5	52.948	0.090	0.062	5 86,689
5	23	Remo RAHULA	EST	Intrepid	Talvar Racing	5	52.981	0.123	0.033	4 86,635
6	37	Shayur HARPAL	RSA	Kosmic	Paul Carr Racing	5	52.986	0.128	0.005	4 86,627
7	86	Max HOFER	AUT	Birel	Speedworld Academy	5	53.002	0.144	0.016	5 86,601
8	74	Jai NIJJAR	GBR	Tonykart	Chris Rogers Motorsport	5	53.022	0.164	0.020	3 86,568
9	52	Boris KOLFF	NED	Intrepid	Team TKP	5	53.086	0.228	0.064	5 86,463
10	20	Nico MÜLLER	GER	DR	VPDR	5	53.100	0.242	0.014	3 86,441
11	66	Peter HUBER	AUT	Birel	Kalman Motorsport	5	53.193	0.335	0.093	3 86,290
12	42	Berkay BESLER	TUR	Tonykart	DNR Racing/Bouvin Power	5	53.198	0.340	0.005	3 86,281
13	72	Pavel SRDINKO	CZE	Sassport	SRDAS	5	53.215	0.357	0.017	4 86,254
14	30	Joel DEPTUCH	POL	Praga	Uniq Racing	5	53.287	0.429	0.072	5 86,137
15	56	Thomas SALVA	CZE	MS Kart	MS Kart Racing Team	5	53.295	0.437	0.008	3 86,124
16	28	Shanaka CLAY	SRL	Tonykart	TBA	5	53.330	0.472	0.035	3 86,068
17	57	Jonathan JUDEK	GER	FK	KM Racing	5	53.353	0.495	0.023	3 86,031
18	36	Henrique BAPTISTA	POR	Kosmic	Paul Carr Racing	5	53.375	0.517	0.022	2 85,995
19	16	Ryo HIROOKA	JPN	DR	VPDR	5	53.378	0.520	0.003	5 85,990
20	29	Teodor MORIN	SWE	Kosmic	Soda Kart	5	53.524	0.666	0.146	4 85,756
21	67	William TAYLFORTH	GBR	Tonykart	Coles Racing	5	53.544	0.686	0.020	3 85,724
22	59	Julius COLLIANDER CELIK	SWE	Kosmic	Soda Kart	5	53.584	0.726	0.040	3 85,660
23	60	Jan FILIP	CZE	Maranello	OK Kart	5	53.768	0.910	0.184	3 85,367
24	65	Emilien CARDE	FRA	Sodikart	Matec Competition	5	53.886	1.028	0.118	2 85,180
25	85	Ermo PIHTJOE	EST	Sodikart	Aix Racing Team	3	54.744	1.886	0.858	2 83,845

Timekeeping Ingrid and Meik Wagner:

Clerk of the course Nigel Edwards:

www.mylaps.com

Steward (Chairman) Horst Seidel:

Chief Scrutineer Paul Klaassen:

Licensed to: Motorsport Events



Rotax Euro Challenge 2012 Wackersdorf

Rotax Juniors

Wackersdorf 1,275 Km

Warm up qualified 29-62

13.05.2012 09:00

Practice (5:00 Time) started at 9:00:00

Lap	Time of Day	Lap Tm	S1 Tm	S2 Tm	S3 Tm	Lap	Time of Day	Lap Tm	S1 Tm	S2 Tm	S3 Tm
5	9:05:32.631	53.602	19.479	17.347	16.776						
(59) Julius COLLIANDER CELIK											
1	9:01:58.401	55.963	20.233	17.908	17.822						
2	9:02:53.471	55.070	19.666	18.154	17.250						
3	9:03:47.055	53.584	19.038	17.682	16.864						
4	9:04:41.859	54.804	19.339	17.587	17.878						
5	9:05:35.872	54.013	19.340	17.772	16.901						
(60) Jan FILIP											
1	9:01:55.106	55.823	20.754	17.690	17.379						
2	9:02:50.290	55.184	19.886	17.755	17.543						
3	9:03:44.058	53.768	19.538	17.325	16.905						
4	9:04:39.682	55.624	20.325	18.331	16.968						
5	9:05:35.023	55.341	20.468	17.603	17.270						
(65) Emilien CARDE											
1	9:01:54.689	55.690	20.417	17.923	17.350						
2	9:02:48.575	53.886	19.480	17.410	16.996						
3	9:03:42.700	54.125	19.698	17.315	17.112						
4	9:04:36.632	53.932	19.462	17.404	17.066						
5	9:05:32.530	55.898	21.603	17.281	17.014						
(85) Ermo PIHTJOE											
1	9:03:21.198	54.819	19.812	17.816	17.191						
2	9:04:15.942	54.744	19.799	17.667	17.278						
3	9:05:10.802	54.860	19.830	17.729	17.301						

Timekeeping Ingrid and Meik Wagner:

Clerk of the course Nigel Edwards:

Steward (Chairman) Horst Seidel:

Chief Scrutineer Paul Klaassen:

www.mylaps.com

Licensed to: Motorsport Events



Rotax Euro Challenge 2012 Wackersdorf

Rotax Juniors

Wackersdorf 1,275 Km

Warm up qualified 1-28

13.05.2012 09:30

Practice (5:00 Time) started at 9:30:02

Pos	No.	Name	Nat.	Chassis	Race Team	Laps	Best Tm	Diff	Gap In Lap	km/h
1	9	Janneau ESMEIJER	NED	Intrepid	Team TKP	5	51.746			4 88,703
2	35	Harry WEBB	GBR	Tonykart	Strawberry Racing	5	52.051	0.305	0.305	5 88,183
3	40	Jan JONCK	DEN	Tonykart	RS Competition	5	52.087	0.341	0.036	4 88,122
4	15	Lars LAMBORELLE	NED	Intrepid	Team TKP	3	52.226	0.480	0.139	2 87,887
5	7	Kaan ONDER	TUR	Alonso	Borusan Otomotiv M/Sport	5	52.230	0.484	0.004	5 87,881
6	53	Guan Yu ZHOU	GBR	Tonykart	Strawberry Racing	5	52.237	0.491	0.007	5 87,869
7	54	Jay GOODWIN	GBR	Tonykart	Strawberry Racing	5	52.337	0.591	0.100	4 87,701
8	98	Sam SCHIPPERS	NED	Intrepid	Team TKP	5	52.337	0.591		5 87,701
9	61	Josh WHITE	GBR	Tonykart	RL Racing Dept Ltd	5	52.340	0.594	0.003	4 87,696
10	73	Lando NORRIS	GBR	Tonykart	RL Racing Dept Ltd	5	52.374	0.628	0.034	5 87,639
11	38	Cem BOLUKBASI	TUR	Kosmic	Paul Carr Racing	5	52.375	0.629	0.001	4 87,637
12	25	Jack BARTHOLOMEW	GBR	Zanardi	Coles Racing	5	52.376	0.630	0.001	4 87,636
13	17	Ralf ARON	EST	Tonykart	Aix Racing	5	52.381	0.635	0.005	4 87,627
14	26	Jessica BACKMAN	SWE	Tonykart	Strawberry Racing	5	52.395	0.649	0.014	3 87,604
15	50	Lennert VAN BOGAERT	BEL	Maranello	EGP	5	52.408	0.662	0.013	5 87,582
16	70	Max TIMMERMANS	BEL	Formula K	Formula K Europe	5	52.408	0.662		5 87,582
17	34	Pepijn STEEMAN	NED	Gillard	DFK	5	52.456	0.710	0.048	4 87,502
18	19	Tobias HOLM	DEN	Kosmic	Star Karting	5	52.477	0.731	0.021	3 87,467
19	21	Connor HALL	GBR	Tonykart	Coles Racing	5	52.542	0.796	0.065	4 87,359
20	69	Ryan ANDERTON	GBR	Tonykart	Coles Racing	5	52.568	0.822	0.026	5 87,315
21	48	Frida GRANDIN	SWE	Kosmic	Soda Kart	5	52.585	0.839	0.017	5 87,287
22	64	Momo OKUDA	JPN	DR	VPDR	5	52.594	0.848	0.009	5 87,272
23	45	Sven VAN DER SLIK	NED	Intrepid	Team TKP	5	52.628	0.882	0.034	5 87,216
24	49	Max AITKEN	GBR	Formula K	Protrain Racing	5	52.808	1.062	0.180	3 86,919
25	77	Fazio FRANSSSEN	NED	Formula K	Formula K Europe	5	52.834	1.088	0.026	4 86,876
26	18	Thomas PREINING	AUT	Formula K	Protrain Racing	1	53.545	1.799	0.711	1 85,722
27	89	Joseph BURTON-HARRIS	AUS	Formula K	Formula K Europe	1	53.623	1.877	0.078	1 85,598
28	68	Vince HERCSIK	HUN	Birel	Kalman Motorsport	4	53.644	1.898	0.021	4 85,564

Timekeeping Ingrid and Meik Wagner:

Clerk of the course Nigel Edwards:

www.mylaps.com

Steward (Chairman) Horst Seidel:

Chief Scrutineer Paul Klaassen:

Licensed to: Motorsport Events

Printed: 13.05.2012 09:36:51

posted at:

h



Rotax Euro Challenge 2012 Wackersdorf

Rotax Juniors

Wackersdorf 1,275 Km

Warm up qualified 1-28

13.05.2012 09:30

Practice (5:00 Time) started at 9:30:00

Lap	Time of Day	Lap Tm	S1 Tm	S2 Tm	S3 Tm	Lap	Time of Day	Lap Tm	S1 Tm	S2 Tm	S3 Tm
(9) Janneau ESMEIJER						(25) Jack BARTHOLOMEW					
1	9:32:04.157	52.419	18.919	16.916	16.584	1	9:31:55.933	53.047	19.136	17.157	16.754
2	9:32:56.098	51.941	18.681	16.804	16.456	2	9:32:49.408	53.475	19.590	17.057	16.828
3	9:33:47.981	51.883	18.770	16.767	16.346	3	9:33:42.118	52.710	18.918	17.079	16.713
4	9:34:39.727	51.746	18.616	16.795	16.335	4	9:34:34.494	52.376	18.841	17.010	16.525
5	9:35:34.175	54.448	20.052	17.151	17.245	5	9:35:27.065	52.571	18.779	17.075	16.717
(35) Harry WEBB						(17) Ralf ARON					
1	9:32:01.200	52.777	19.049	17.087	16.641	1	9:31:59.354	55.101	20.339	17.815	16.947
2	9:32:53.417	52.217	18.815	16.897	16.505	2	9:32:52.125	52.771	19.009	17.135	16.627
3	9:33:45.550	52.133	18.740	16.938	16.455	3	9:33:44.750	52.625	19.032	17.030	16.563
4	9:34:38.005	52.455	18.958	16.874	16.623	4	9:34:37.131	52.381	18.940	16.911	16.530
5	9:35:30.056	52.051	18.830	16.746	16.475	5	9:35:29.533	52.402	18.898	16.936	16.568
(40) Jan JONCK						(26) Jessica BACKMAN					
1	9:32:01.769	53.046	19.355	17.061	16.630	1	9:31:57.625	53.244	19.305	17.203	16.736
2	9:32:54.040	52.271	18.805	16.970	16.496	2	9:32:50.216	52.591	18.982	17.016	16.593
3	9:33:46.357	52.317	18.830	16.908	16.579	3	9:33:42.611	52.395	18.785	16.988	16.622
4	9:34:38.444	52.087	18.761	16.885	16.441	4	9:34:35.347	52.736	19.247	16.958	16.531
5	9:35:30.808	52.364	18.943	16.897	16.524	5	9:35:27.955	52.608	18.944	17.013	16.651
(15) Lars LAMBORELLE						(50) Lennert VAN BOGAERT					
1	9:31:50.671	52.482	19.096	16.968	16.418	1	9:31:50.508	53.802	19.709	17.345	16.748
2	9:32:42.897	52.226	18.767	16.992	16.467	2	9:32:43.467	52.959	19.227	17.125	16.607
3	9:33:38.164	55.267	20.088	17.641	17.538	3	9:33:36.024	52.557	18.724	17.201	16.632
(7) Kaan ONDER						(70) Max TIMMERMANS					
1	9:32:01.462	53.276	19.102	17.431	16.743	1	9:31:51.245	53.160	19.472	17.083	16.605
2	9:32:53.885	52.423	18.872	17.020	16.531	2	9:32:43.806	52.561	18.920	17.026	16.615
3	9:33:47.338	53.453	19.347	17.461	16.645	3	9:33:36.472	52.666	19.047	16.984	16.635
4	9:34:39.659	52.321	18.798	16.970	16.553	4	9:34:29.014	52.542	18.897	17.008	16.637
5	9:35:31.889	52.230	18.849	16.870	16.511	5	9:35:21.422	52.408	18.479	17.300	16.629
(53) Guan Yu ZHOU						(34) Pepijn STEEMAN					
1	9:32:02.230	53.595	19.756	17.073	16.766	1	9:31:56.131	53.098	19.262	17.167	16.669
2	9:32:54.533	52.303	18.816	16.981	16.506	2	9:32:49.113	52.982	19.211	17.031	16.740
3	9:33:47.113	52.580	18.822	17.136	16.622	3	9:33:42.392	53.279	19.018	17.444	16.817
4	9:34:39.400	52.287	18.812	16.933	16.542	4	9:34:34.848	52.456	18.932	17.037	16.487
5	9:35:31.637	52.237	18.792	16.828	16.617	5	9:35:27.548	52.700	19.040	17.032	16.628
(54) Jay GOODWIN						(19) Tobias HOLM					
1	9:32:02.903	52.850	19.124	17.039	16.687	1	9:31:59.188	53.641	19.204	17.547	16.890
2	9:32:55.342	52.439	18.850	16.974	16.615	2	9:32:52.380	53.192	19.009	17.190	16.993
3	9:33:47.696	52.354	19.005	16.874	16.475	3	9:33:44.857	52.477	18.946	17.016	16.515
4	9:34:40.033	52.337	19.066	16.869	16.402	4	9:34:37.931	53.074	19.312	16.957	16.805
5	9:35:33.240	53.207	19.088	17.431	16.688	5	9:35:45.504	1:07.573	20.190	26.511	20.872
(98) Sam SCHIPPERS						(21) Connor HALL					
1	9:31:49.558	53.741	19.765	17.152	16.824	1	9:31:55.628	52.883	19.046	17.169	16.668
2	9:32:42.707	53.149	19.598	16.994	16.557	2	9:32:48.519	52.891	19.059	17.141	16.691
3	9:33:35.286	52.579	19.034	16.892	16.653	3	9:33:41.279	52.760	19.180	17.038	16.542
4	9:34:27.704	52.418	19.045	16.877	16.496	4	9:34:33.821	52.542	18.997	16.984	16.561
5	9:35:20.041	52.337	18.913	16.879	16.545	5	9:35:26.394	52.573	18.895	16.972	16.706
(61) Josh WHITE						(69) Ryan ANDERTON					
1	9:32:12.917	53.008	19.238	17.093	16.677	1	9:31:55.204	53.940	19.641	17.392	16.907
2	9:33:05.459	52.542	19.026	16.879	16.637	2	9:32:48.835	53.631	19.386	17.492	16.753
3	9:33:57.945	52.486	19.020	16.816	16.650	3	9:33:42.199	53.364	19.125	17.250	16.989
4	9:34:50.285	52.340	19.069	16.744	16.527	4	9:34:34.782	52.583	18.925	17.076	16.582
5	9:35:42.770	52.485	18.934	16.818	16.733	5	9:35:27.350	52.568	18.915	16.975	16.678
(73) Lando NORRIS						(48) Frida GRANDIN					
1	9:31:49.931	52.937	19.096	17.121	16.720	1	9:31:58.226	53.716	19.279	17.529	16.908
2	9:32:42.536	52.605	18.916	17.062	16.627	2	9:32:51.301	53.075	19.175	17.254	16.646
3	9:33:35.037	52.501	18.907	17.036	16.558	3	9:33:44.689	53.388	19.072	17.122	17.194
4	9:34:27.554	52.517	19.009	16.924	16.584	4	9:34:38.139	53.450	19.953	17.015	16.482
5	9:35:19.928	52.374	18.859	16.904	16.611	5	9:35:30.724	52.585	18.999	16.942	16.644
(38) Cem BOLUKBASI											
1	9:31:56.776	53.327	19.087	17.320	16.920						
2	9:32:49.759	52.983	19.329	17.039	16.615						
3	9:33:42.713	52.954	18.889	17.175	16.890						





Rotax Euro Challenge 2012 Wackersdorf

Rotax Juniors

Wackersdorf 1,275 Km

Warm up qualified 1-28

13.05.2012 09:30

Practice (5:00 Time) started at 9:30:00

Lap	Time of Day	Lap Tm	S1 Tm	S2 Tm	S3 Tm	Lap	Time of Day	Lap Tm	S1 Tm	S2 Tm	S3 Tm
(64) Momo OKUDA											
1	9:31:53.272	53.903	19.859	17.309	16.735						
2	9:32:46.020	52.748	19.200	17.014	16.534						
3	9:33:39.101	53.081	19.392	17.000	16.689						
4	9:34:31.894	52.793	18.938	17.134	16.721						
5	9:35:24.488	52.594	18.952	16.915	16.727						
(45) Sven VAN DER SLIK											
1	9:31:53.496	53.630	19.573	17.344	16.713						
2	9:32:46.169	52.673	19.233	16.987	16.453						
3	9:33:39.238	53.069	19.095	17.433	16.541						
4	9:34:31.981	52.743	19.173	17.027	16.543						
5	9:35:24.609	52.628	19.206	16.903	16.519						
(49) Max AITKEN											
1	9:31:55.322	53.271	19.300	17.173	16.798						
2	9:32:48.301	52.979	19.120	17.147	16.712						
3	9:33:41.109	52.808	19.129	17.020	16.659						
4	9:34:34.059	52.950	19.408	16.953	16.589						
5	9:35:27.686	53.627	18.850	17.570	17.207						
(77) Fazio FRANSEN											
1	9:32:06.230	52.992	19.158	17.092	16.742						
2	9:32:59.109	52.879	19.145	17.051	16.683						
3	9:33:52.057	52.948	19.117	17.051	16.780						
4	9:34:44.891	52.834	19.090	17.000	16.744						
5	9:35:38.518	53.627	19.241	17.581	16.805						
(18) Thomas PREINING											
1	9:31:53.140	53.545	19.174	17.129	17.242						
(89) Joseph BURTON-HARRIS											
1	9:31:53.074	53.623	19.603	17.149	16.871						
(68) Vince HERCSIK											
1	9:32:04.710	59.542	19.295	17.529	22.718						
2	9:34:00.668	1:55.958	1:21.570	17.522	16.866						
3	9:34:54.422	53.754	19.578	17.226	16.950						
4	9:35:48.066	53.644	19.450	17.251	16.943						

Timekeeping Ingrid and Meik Wagner:

Clerk of the course Nigel Edwards:

Steward (Chairman) Horst Seidel:

Chief Scrutineer Paul Klaassen:

www.mylaps.com

Licensed to: Motorsport Events



Rotax Euro Challenge 2012 Wackersdorf

Rotax Juniors Wackersdorf 1,275 Km

Second Chance Heat 13.05.2012 10:20


Race (8 Laps) started at 10:30:31

Pos	No.	Name	Nat.	Chassis	Race Team	Laps	Total Tm	Diff	Best Tm	In Lap	km/h	Points
1	20	Nico MÜLLER	GER	DR	VPDR	8	7:04.172		52.468	8	87,482	0
2	37	Shayur HARPAL	RSA	Kosmic	Paul Carr Racing	8	7:04.343	0.171	52.178	6	87,968	0
3	67	William TAYLFORTH	GBR	Tonykart	Coles Racing	8	7:04.715	0.543	52.183	6	87,960	0
4	65	Emilien CARDE	FRA	Sodikart	Matec Competition	8	7:05.252	1.080	52.105	6	88,091	0
5	87	Tom MEIJER	NED	Formula K	Formula K Europe	8	7:05.409	1.237	52.082	6	88,130	0
6	71	Florian WIESINGER	AUT	DR	VPDR	8	7:05.926	1.754	52.266	6	87,820	0
7	36	Henrique BAPTISTA	POR	Kosmic	Paul Carr Racing	8	7:06.108	1.936	52.092	6	88,113	0
8	28	Shanaka CLAY	SRL	Tonykart	TBA	8	7:06.343	2.171	52.116	7	88,073	0
9	16	Ryo HIROOKA	JPN	DR	VPDR	8	7:06.567	2.395	51.946	6	88,361	0
10	30	Joel DEPTUCH	POL	Praga	Uniq Racing	8	7:07.148	2.976	52.041	8	88,200	0
11	86	Max HOFER	AUT	Birel	Speedworld Academy	8	7:08.163	3.991	51.986	7	88,293	0
12	72	Pavel SRDINKO	CZE	Sassport	SRDAS	8	7:08.756	4.584	52.329	5	87,714	0
13	74	Jai NIJJAR	GBR	Tonykart	Chris Rogers Motorsport	8	7:10.336	6.164	51.984	8	88,296	0
14	29	Teodor MORIN	SWE	Kosmic	Soda Kart	8	7:11.360	7.188	52.669	8	87,148	0
15	42	Berkay BESLER	TUR	Tonykart	DNR Racing/Bouvin Power	8	7:12.628	8.456	52.078	7	88,137	0
16	23	Remo RAHULA	EST	Intrepid	Talvar Racing	8	7:12.887	8.715	52.316	7	87,736	0
17	85	Ermo PIHTJOE	EST	Sodikart	Aix Racing Team	8	7:13.794	9.622	52.745	7	87,022	0
18	57	Jonathan JUDEK	GER	FK	KM Racing	8	7:13.901	9.729	52.382	5	87,626	0
19	52	Boris KOLFF	NED	Intrepid	Team TKP	8	7:15.695	11.523	52.557	5	87,334	0
20	66	Peter HUBER	AUT	Birel	Kalman Motorsport	8	7:15.898	11.726	52.400	7	87,595	0
21	60	Jan FILIP	CZE	Maranello	OK Kart	8	7:19.881	15.709	53.013	7	86,583	0
22	56	Thomas SALVA	CZE	MS Kart	MS Kart Racing Team	4	3:42.831	4 Laps	53.399	3	85,957	0
23	44	Ameer HASSAN	LIB	Formula K	Formula K Europe	4	3:55.456	4 Laps	53.151	3	86,358	0
24	59	Julius COLLIANDER CELIK	SWE	Kosmic	Soda Kart	3	2:58.314	5 Laps	54.311	2	84,513	0
25	78	Jakub KADLCAK	CZE	Tonykart	Gregor Racing		0.551	8 Laps		0	-	0

Announcements

These results are provisional until the conclusion of any judicial and technical matters
 No. 52 warning board
 Pos. 1-6 qualified for prefinal
 Started: 25 Classified: 25 Not classified: 0

Margin of Victory	Ø km/h	Best Lap Tm	km/h	Best Lap by
0.171	86,569	51.946	88,361	16 - Ryo HIROOKA

Timekeeping Ingrid and Meik Wagner:  Clerk of the course Nigel Edwards: www.mylaps.com
 Steward (Chairman) Horst Seidel: Chief Scrutineer Paul Klaassen: Licensed to: Motorsport Events
 Printed: 13.05.2012 10:38:41 posted at: h



Rotax Euro Challenge 2012 Wackersdorf

Rotax Juniors Wackersdorf 1,275 Km

Second Chance Heat 13.05.2012 10:20

Race (8 Laps) started at 10:30:31

Lap	Time of Day	Lap Tm	S1 Tm	S2 Tm	S3 Tm	Lap	Time of Day	Lap Tm	S1 Tm	S2 Tm	S3 Tm
5	10:35:06.047	52.883	19.213	17.146	16.524	2	10:32:39.415	53.907	19.698	17.358	16.851
6	10:35:59.633	53.586	19.282	17.362	16.942	3	10:33:32.566	53.151	19.322	17.084	16.745
7	10:36:51.711	52.078	18.627	16.935	16.516	4	10:34:27.032	54.466	19.218	17.055	18.193
8	10:37:44.204	52.493	19.095	16.827	16.571						

(23) Remo RAHULA

1	10:31:33.184	1:00.776	25.025	18.450	17.301
2	10:32:27.687	54.503	20.063	17.390	17.050
3	10:33:20.542	52.855	19.173	17.026	16.656
4	10:34:13.556	53.014	19.423	17.073	16.518
5	10:35:06.457	52.901	19.017	17.353	16.531
6	10:35:59.089	52.632	18.975	17.038	16.619
7	10:36:51.405	52.316	18.936	16.886	16.494
8	10:37:44.463	53.058	19.649	16.997	16.412

(59) Julius COLLIANDER CELIK

1	10:31:32.479	1:00.245	24.587	18.457	17.201
2	10:32:26.790	54.311	19.496	17.615	17.200
3	10:33:29.890	1:03.100	25.957	17.586	19.557

(85) Ermo PIHTJOE

1	10:31:30.062	57.679	23.088	17.644	16.947
2	10:32:24.208	54.146	19.671	17.223	17.252
3	10:33:18.291	54.083	19.700	17.231	17.152
4	10:34:12.361	54.070	19.743	17.361	16.966
5	10:35:05.486	53.125	19.112	17.217	16.796
6	10:35:59.849	54.363	19.728	17.372	17.263
7	10:36:52.594	52.745	18.913	17.114	16.718
8	10:37:45.370	52.776	18.917	17.122	16.737

(57) Jonathan JUDEK

1	10:31:34.775	56.426	21.707	18.045	16.674
2	10:32:28.440	53.665	19.248	17.257	17.160
3	10:33:21.174	52.734	19.061	17.115	16.558
4	10:34:14.161	52.987	19.026	17.016	16.945
5	10:35:06.543	52.382	18.825	17.091	16.466
6	10:35:59.960	53.417	19.466	17.222	16.729
7	10:36:52.694	52.734	19.176	16.960	16.598
8	10:37:45.477	52.783	19.075	17.072	16.636

(52) Boris KOLFF

1	10:31:33.573	1:01.367	26.431	18.090	16.846
2	10:32:28.523	54.950	19.600	17.582	17.768
3	10:33:21.666	53.143	19.285	17.242	16.616
4	10:34:14.656	52.990	18.921	17.061	17.008
5	10:35:07.213	52.557	18.883	17.067	16.607
6	10:36:00.825	53.612	18.904	18.182	16.526
7	10:36:53.468	52.643	18.861	17.185	16.597
8	10:37:47.271	53.803	19.970	17.251	16.582

(66) Peter HUBER

1	10:31:32.718	59.829	24.206	18.364	17.259
2	10:32:29.079	56.361	20.060	17.707	18.594
3	10:33:22.023	52.944	18.989	17.200	16.755
4	10:34:14.462	52.439	18.844	16.916	16.679
5	10:35:08.049	53.587	19.815	17.024	16.748
6	10:36:01.314	53.265	18.956	17.602	16.707
7	10:36:53.714	52.400	18.876	16.886	16.638
8	10:37:47.474	53.760	20.077	17.069	16.614

(60) Jan FILIP

1	10:31:32.561	1:00.446	24.576	18.475	17.395
2	10:32:25.672	53.111	19.275	17.215	16.621
3	10:33:18.701	53.029	19.479	17.016	16.534
4	10:34:12.468	53.767	19.485	17.319	16.963
5	10:35:06.326	53.858	19.950	17.328	16.580
6	10:36:00.158	53.832	19.560	17.112	17.160
7	10:36:53.171	53.013	19.290	17.119	16.604
8	10:37:51.457	58.286	24.352	17.237	16.697

(56) Thomas SALVA

1	10:31:32.962	1:01.213	25.501	18.457	17.255
2	10:32:26.863	53.901	19.600	17.294	17.007
3	10:33:20.262	53.399	19.119	17.351	16.929
4	10:34:14.407	54.145	18.973	17.687	17.485

(44) Ameer HASSAN

1	10:31:45.508	1:13.217	38.948	17.407	16.862
---	--------------	----------	--------	--------	--------

Timekeeping Ingrid and Meik Wagner: Clerk of the course Nigel Edwards:

Steward (Chairman) Horst Seidel: www.mylaps.com
 Chief Scrutineer Paul Klaassen: Licensed to: Motorsport Events

Rotax Euro Challenge 2012
 Class: Rotax Max Juniors
 Date/Time: 13.05.2012 11:20

Track: Wackersdorf / Germany
 Heat: Prefinal
 Laps: 11

Edition 1

Tom MEIJER	87	2nd Chance 5	17	Florian WIESINGER	71	2nd Chance 6
	33				34	
William TAYLFORTH	67	2nd Chance 3	16	Emilien CARDE	65	2nd Chance 4
	31				32	
Nico MÜLLER	20	2nd Chance 1	15	Shayur HARPAL	37	2nd Chance 2
	29				30	
Frida GRANDIN	48	Points 40 Quali Rank 28	14	Tobias HOLM	19	Points 41 Quali Rank 49
	27				28	
Jack BARTHOLOMEV	25	Points 39 Quali Rank 30	13	Ralf ARON	17	Points 39 Quali Rank 43
	25				26	
Guan Yu ZHOU	53	Points 36 Quali Rank 18	12	Max TIMMERMANS	70	Points 37 Quali Rank 12
	23				24	
Cem BOLUKBASI	38	Points 35 Quali Rank 21	11	Josh WHITE	61	Points 36 Quali Rank 10
	21				22	
Jessica BACKMAN	26	Points 34 Quali Rank 36	10	Sven VAN DER SLIK	45	Points 35 Quali Rank 20
	19				20	
Vince HERCSIK	68	Points 33 Quali Rank 33	9	Lennert VAN BOGAERT	50	Points 34 Quali Rank 22
	17				18	
Joseph BURTON-HARRI	89	Points 32 Quali Rank 2	8	Thomas PREINING	18	Points 32 Quali Rank 15
	15				16	
Momo OKUDA	64	Points 26 Quali Rank 23	7	Kaan ONDER	7	Points 30 Quali Rank 9
	13				14	
Fazio FRANSEN	77	Points 24 Quali Rank 31	6	Max AITKEN	49	Points 25 Quali Rank 16
	11				12	
Jan JONCK	40	Points 22 Quali Rank 37	5	Pepijn STEEMAN	34	Points 24 Quali Rank 4
	9				10	
Harry WEBB	35	Points 18 Quali Rank 6	4	Lars LAMBORELLE	15	Points 20 Quali Rank 19
	7				8	
Ryan ANDERTON	69	Points 16 Quali Rank 13	3	Jay GOODWIN	54	Points 17 Quali Rank 14
	5				6	
Sam SCHIPPERS	98	Points 7 Quali Rank 3	2	Connor HALL	21	Points 9 Quali Rank 5
	3				4	
Janneau ESMEIJER	9	Points 0 Quali Rank 1	1	Lando NORRIS	73	Points 5 Quali Rank 8
	1				2	

Pole Position

Clerk of the course Nigel Edwards:
 Stewards (Chairman) Horst Seidel:

Scrutineer Paul Klaassen:
 Timekeeping Ingrid/Meik Wagner:



Rotax Euro Challenge 2012 Wackersdorf

Rotax Juniors

Wackersdorf 1,275 Km

Pre-Final

13.05.2012 11:20


Race (11 Laps) started at 11:24:08

Pos	No.	Name	Nat.	Chassis	Race Team	Laps	Total Tm	Diff	Best Tm	In Lap	km/h	Points
1	9	Janneau ESMEIJER	NED	Intrepid	Team TKP	11	9:39.878		52.254	11	87,840	34
2	35	Harry WEBB	GBR	Tonykart	Strawberry Racing	11	9:41.114	1.236	52.271	10	87,812	33
3	98	Sam SCHIPPERS	NED	Intrepid	Team TKP	11	9:41.954	2.076	52.238	10	87,867	32
4	73	Lando NORRIS	GBR	Tonykart	RL Racing Dept Ltd	11	9:42.035	2.157	52.180	10	87,965	31
5	15	Lars LAMBORELLE	NED	Intrepid	Team TKP	11	9:42.636	2.758	52.030	10	88,218	30
6	34	Pepijn STEEMAN	NED	Gillard	DFK	11	9:43.275	3.397	51.868	11	88,494	29
7	69	Ryan ANDERTON	GBR	Tonykart	Coles Racing	11	9:47.363	7.485	52.553	9	87,340	28
8	40	Jan JONCK	DEN	Tonykart	RS Competition	11	9:47.521	7.643	52.210	9	87,914	27
9	61	Josh WHITE	GBR	Tonykart	RL Racing Dept Ltd	11	9:47.707	7.829	51.911	8	88,421	26
10	53	Guan Yu ZHOU	GBR	Tonykart	Strawberry Racing	11	9:48.820	8.942	51.874	10	88,484	25
11	49	Max AITKEN	GBR	Formula K	Protrain Racing	11	9:48.960	9.082	52.013	10	88,247	24
12	38	Cem BOLUKBASI	TUR	Kosmic	Paul Carr Racing	11	9:49.107	9.229	52.759	7	86,999	23
13	7	Kaan ONDER	TUR	Alonso	Borusan Otomotiv M/Sport	11	9:49.360	9.482	52.253	8	87,842	22
14	21	Connor HALL	GBR	Tonykart	Coles Racing	11	9:50.360	10.482	52.267	7	87,818	21
15	77	Fazio FRANSSSEN	NED	Formula K	Formula K Europe	11	9:50.527	10.649	52.449	8	87,514	20
16	45	Sven VAN DER SLIK	NED	Intrepid	Team TKP	11	9:51.229	11.351	52.475	10	87,470	19
17	18	Thomas PREINING	AUT	Formula K	Protrain Racing	11	9:52.202	12.324	52.194	10	87,941	18
18	25	Jack BARTHOLOMEW	GBR	Zanardi	Coles Racing	11	9:52.408	12.530	52.271	10	87,812	17
19	19	Tobias HOLM	DEN	Kosmic	Star Karting	11	9:52.639	12.761	52.378	8	87,632	16
20	48	Frida GRANDIN	SWE	Kosmic	Soda Kart	11	9:53.139	13.261	52.273	10	87,808	15
21	54	Jay GOODWIN	GBR	Tonykart	Strawberry Racing	11	9:54.924	15.046	52.345	8	87,687	14
22	20	Nico MÜLLER	GER	DR	VPDR	11	9:56.008	16.130	52.212	9	87,911	13
23	87	Tom MEIJER	NED	Formula K	Formula K Europe	11	9:57.990	18.112	52.458	7	87,499	12
24	64	Momo OKUDA	JPN	DR	VPDR	11	9:58.200	18.322	52.440	5	87,529	11
25	68	Vince HERCSIK	HUN	Birel	Kalman Motorsport	11	9:58.278	18.400	53.079	6	86,475	10
26	89	Joseph BURTON-HARRIS	AUS	Formula K	Formula K Europe	11	9:58.432	18.554	52.519	10	87,397	9
27	37	Shayur HARPAL	RSA	Kosmic	Paul Carr Racing	11	9:58.554	18.676	52.540	9	87,362	8
28	71	Florian WIESINGER	AUT	DR	VPDR	11	9:58.579	18.701	52.599	10	87,264	7
29	67	William TAYLFORTH	GBR	Tonykart	Coles Racing	11	9:58.762	18.884	52.584	5	87,289	6
30	65	Emilien CARDE	FRA	Sodikart	Matec Competition	11	10:03.135	23.257	52.993	9	86,615	5
31	70	Max TIMMERMANS	BEL	Formula K	Formula K Europe	11	10:05.707	25.829	53.044	5	86,532	4
32	17	Ralf ARON	EST	Tonykart	Aix Racing	11	10:11.863	31.985	52.826	5	86,889	3
33	50	Lennert VAN BOGAERT	BEL	Maranello	EGP	11	10:15.065	35.187	52.543	10	87,357	2
34	26	Jessica BACKMAN	SWE	Tonykart	Strawberry Racing	8	7:28.383	3 Laps	54.179	3	84,719	1

Announcements

These results are provisional until the conclusion of any judicial and technical matters
 No. 68 + 21 + 49 + 67 warning board
 Started: 34 Classified: 34 Not classified: 0

Margin of Victory	Ø km/h	Best Lap Tm	km/h	Best Lap by
1.236	87,070	51.868	88,494	34 - Pepijn STEEMAN

Timekeeping Ingrid and Meik Wagner:  Clerk of the course Nigel Edwards: www.mylaps.com
 Steward (Chairman) Horst Seidel: Chief Scrutineer Paul Klaassen: Licensed to: Motorsport Events
 Printed: 13.05.2012 11:36:28 posted at: h



Rotax Euro Challenge 2012 Wackersdorf

Rotax Juniors

Wackersdorf 1,275 Km

Pre-Final

13.05.2012 11:20

Race (11 Laps) started at 11:24:08

Lap	Time of Day	Lap Tm	S1 Tm	S2 Tm	S3 Tm	Lap	Time of Day	Lap Tm	S1 Tm	S2 Tm	S3 Tm
8	11:31:37.289	56.223	19.493	17.748	18.982						

Timekeeping Ingrid and Meik Wagner:

Clerk of the course Nigel Edwards:

Steward (Chairman) Horst Seidel:

Chief Scrutineer Paul Klaassen:

Licensed to: Motorsport Events

Rotax Euro Challenge 2012
 Class: Rotax Max Juniors
 Date/Time: 13.05.2012 14:00

Track: Wackersdorf / Germany
 Heat: Final
 Laps: 14

Edition 1

Lennert VAN BOGAERT	50	Laps 11 Tm. 10:15.065	17	Jessica BACKMAN	26	Laps 8 Tm. 7:28.383
	33				34	
Max TIMMERMANS	70	Laps 11 Tm. 10:05.707	16	Ralf ARON	17	Laps 11 Tm. 10:11.863
	31				32	
William TAYLFORTH	67	Laps 11 Tm. 9:58.762	15	Emilien CARDE	65	Laps 11 Tm. 10:03.135
	29				30	
Shayur HARPAL	37	Laps 11 Tm. 9:58.554	14	Florian WIESINGER	71	Laps 11 Tm. 9:58.579
	27				28	
Vince HERCSIK	68	Laps 11 Tm. 9:58.278	13	Joseph BURTON-HARRI	89	Laps 11 Tm. 9:58.432
	25				26	
Tom MEIJER	87	Laps 11 Tm. 9:57.990	12	Momo OKUDA	64	Laps 11 Tm. 9:58.200
	23				24	
Jay GOODWIN	54	Laps 11 Tm. 9:54.924	11	Nico MÜLLER	20	Laps 11 Tm. 9:56.008
	21				22	
Tobias HOLM	19	Laps 11 Tm. 9:52.639	10	Frida GRANDIN	48	Laps 11 Tm. 9:53.139
	19				20	
Thomas PREINING	18	Laps 11 Tm. 9:52.202	9	Jack BARTHOLOMEV	25	Laps 11 Tm. 9:52.408
	17				18	
Fazio FRANSSEN	77	Laps 11 Tm. 9:50.527	8	Sven VAN DER SLIK	45	Laps 11 Tm. 9:51.229
	15				16	
Kaan ONDER	7	Laps 11 Tm. 9:49.360	7	Connor HALL	21	Laps 11 Tm. 9:50.360
	13				14	
Max AITKEN	49	Laps 11 Tm. 9:48.960	6	Cem BOLUKBASI	38	Laps 11 Tm. 9:49.107
	11				12	
Josh WHITE	61	Laps 11 Tm. 9:47.707	5	Guan Yu ZHOU	53	Laps 11 Tm. 9:48.820
	9				10	
Ryan ANDERTON	69	Laps 11 Tm. 9:47.363	4	Jan JONCK	40	Laps 11 Tm. 9:47.521
	7				8	
Lars LAMBORELLE	15	Laps 11 Tm. 9:42.636	3	Pepijn STEEAN	34	Laps 11 Tm. 9:43.275
	5				6	
Sam SCHIPPERS	98	Laps 11 Tm. 9:41.954	2	Lando NORRIS	73	Laps 11 Tm. 9:42.035
	3				4	
Janneau ESMEIJER	9	Laps 11 Tm. 9:39.878	1	Harry WEBB	35	Laps 11 Tm. 9:41.114
	1				2	

Pole Position

Clerk of the course Nigel Edwards:
 Stewards (Chairman) Horst Seidel:

Scrutineer Paul Klaassen:
 Timekeeping Ingrid/Meik Wagner:



Rotax Euro Challenge 2012 Wackersdorf

Rotax Juniors

Wackersdorf 1,275 Km

Final

13.05.2012 14:00


Race (14 Laps) started at 14:02:39

Pos	No.	Name	Nat.	Chassis	Race Team	Laps	Total Tm	Diff	Best Tm	In Lap	km/h	Points
1	9	Janneau ESMEIJER	NED	Intrepid	Team TKP	14	12:22.050		52.188	8	87,951	55
2	98	Sam SCHIPPERS	NED	Intrepid	Team TKP	14	12:22.762	0.712	52.076	12	88,140	52
3	73	Lando NORRIS	GBR	Tonykart	RL Racing Dept Ltd	14	12:23.780	1.730	51.965	11	88,329	50
4	35	Harry WEBB	GBR	Tonykart	Strawberry Racing	14	12:23.933	1.883	52.268	12	87,817	49
5	15	Lars LAMBORELLE	NED	Intrepid	Team TKP	14	12:23.980	1.930	52.159	12	88,000	48
6	61	Josh WHITE	GBR	Tonykart	RL Racing Dept Ltd	14	12:24.122	2.072	52.231	12	87,879	47
7	40	Jan JONCK	DEN	Tonykart	RS Competition	14	12:24.204	2.154	52.309	12	87,748	46
8	68	Vince HERCSIK	HUN	Birel	Kalman Motorsport	14	12:25.073	3.023	52.508	8	87,415	45
9	49	Max AITKEN	GBR	Formula K	Protrain Racing	14	12:25.226	3.176	52.370	8	87,646	44
10	71	Florian WIESINGER	AUT	DR	VPDR	14	12:25.557	3.507	52.405	8	87,587	43
11	45	Sven VAN DER SLIK	NED	Intrepid	Team TKP	14	12:25.980	3.930	52.251	8	87,845	42
12	64	Momo OKUDA	JPN	DR	VPDR	14	12:27.201	5.151	52.301	8	87,761	41
13	48	Frida GRANDIN	SWE	Kosmic	Soda Kart	14	12:27.213	5.163	52.352	10	87,676	40
14	19	Tobias HOLM	DEN	Kosmic	Star Karting	14	12:27.953	5.903	52.377	13	87,634	39
15	54	Jay GOODWIN	GBR	Tonykart	Strawberry Racing	14	12:28.193	6.143	52.205	13	87,923	38
16	65	Emilien CARDE	FRA	Sodikart	Matec Competition	14	12:28.773	6.723	52.531	11	87,377	37
17	77	Fazio FRANSEN	NED	Formula K	Formula K Europe	14	12:29.400	7.350	52.091	13	88,115	36
18	67	William TAYLFORTH	GBR	Tonykart	Coles Racing	14	12:29.481	7.431	52.165	13	87,990	35
19	18	Thomas PREINING	AUT	Formula K	Protrain Racing	14	12:29.522	7.472	51.908	13	88,426	34
20	26	Jessica BACKMAN	SWE	Tonykart	Strawberry Racing	14	12:30.691	8.641	52.214	13	87,907	33
21	69	Ryan ANDERTON	GBR	Tonykart	Coles Racing	14	12:30.986	8.936	52.170	14	87,982	32
22	34	Pepijn STEEMAN	NED	Gillard	DFK	14	12:31.013	8.963	52.205	13	87,923	31
23	50	Lennert VAN BOGAERT	BEL	Maranello	EGP	14	12:32.224	10.174	52.238	13	87,867	30
24	37	Shayur HARPAL	RSA	Kosmic	Paul Carr Racing	14	12:32.807	10.757	52.465	8	87,487	29
25	17	Ralf ARON	EST	Tonykart	Aix Racing	14	12:34.135	12.085	52.231	10	87,879	28
26	25	Jack BARTHOLOMEW	GBR	Zanardi	Coles Racing	14	12:34.396	12.346	52.253	10	87,842	27
27	70	Max TIMMERMANS	BEL	Formula K	Formula K Europe	14	12:36.266	14.216	52.920	13	86,735	26
28	53	Guan Yu ZHOU	GBR	Tonykart	Strawberry Racing	14	12:36.456	14.406	52.061	13	88,166	25
29	87	Tom MEIJER	NED	Formula K	Formula K Europe	14	12:38.765	16.715	52.330	13	87,713	24
30	20	Nico MÜLLER	GER	DR	VPDR	14	12:44.781	22.731	53.272	12	86,162	23
31	89	Joseph BURTON-HARRIS	AUS	Formula K	Formula K Europe	7	6:28.257	7 Laps	52.753	6	87,009	22
32	38	Cem BOLUKBASI	TUR	Kosmic	Paul Carr Racing	1	1:17.730	13 Laps	1:16.906	1	59,683	21
33	7	Kaan ONDER	TUR	Alonso	Borusan Otomotiv M/Sport		0.686	14 Laps		0	-	20
34	21	Connor HALL	GBR	Tonykart	Coles Racing		0.900	14 Laps		0	-	19

Announcements

These results are provisional until the conclusion of any judicial and technical matters
 No. 34 time penalty 3 sec. / reason leaving corridor
 No. 87 + 34 warning board
 Started: 34 Classified: 34 Not classified: 0

Margin of Victory	Ø km/h	Best Lap Tm	km/h	Best Lap by
0.712	86,598	51.908	88,426	18 - Thomas PREINING

Timekeeping Ingrid and Meik Wagner:  Clerk of the course Nigel Edwards: www.mylaps.com
 Steward (Chairman) Horst Seidel: Chief Scrutineer Paul Klaassen: Licensed to: Motorsport Events
 Printed: 13.05.2012 14:16:47 posted at: h



Rotax Euro Challenge 2012 Wackersdorf

Rotax Juniors

Wackersdorf 1,275 Km

Final

13.05.2012 14:00

Race (14 Laps) started at 14:02:39

Lap	Time of Day	Lap Tm	S1 Tm	S2 Tm	S3 Tm	Lap	Time of Day	Lap Tm	S1 Tm	S2 Tm	S3 Tm
5	14:07:22.871	53.533	19.389	17.292	16.852						
6	14:08:15.732	52.861	18.908	17.165	16.788						
7	14:09:08.426	52.694	18.798	17.057	16.839						
8	14:10:01.297	52.871	18.972	17.130	16.769						
9	14:10:53.895	52.598	18.788	17.030	16.780						
10	14:11:46.627	52.732	18.890	17.089	16.753						
11	14:12:39.192	52.565	18.708	17.152	16.705						
12	14:13:31.495	52.303	18.766	16.936	16.601						
13	14:14:23.556	52.061	18.608	16.922	16.531						
14	14:15:15.923	52.367	18.677	17.008	16.682						

(87) Tom MEIJER

1	14:03:39.809	58.787	24.184	17.549	17.054
2	14:04:35.395	55.586	20.292	17.436	17.858
3	14:05:30.543	55.148	21.157	17.278	16.713
4	14:06:26.162	55.619	18.900	19.131	17.588
5	14:07:19.607	53.445	19.447	17.074	16.924
6	14:08:12.362	52.755	18.981	17.160	16.614
7	14:09:05.497	53.135	18.906	17.116	17.113
8	14:09:58.023	52.526	18.802	17.146	16.578
9	14:10:50.625	52.602	18.829	17.195	16.578
10	14:11:42.971	52.346	18.750	16.981	16.615
11	14:12:35.682	52.711	18.656	17.217	16.838
12	14:13:29.893	54.211	18.818	18.603	16.790
13	14:14:22.223	52.330	18.737	17.004	16.589
14	14:15:18.232	56.009	18.812	17.213	19.984

(20) Nico MÜLLER

1	14:03:42.269	1:01.359	25.889	18.370	17.100
2	14:04:36.347	54.078	19.030	17.988	17.060
3	14:05:31.687	55.340	20.816	17.552	16.972
4	14:06:25.861	54.174	19.285	17.726	17.163
5	14:07:23.780	57.919	23.479	17.339	17.101
6	14:08:17.092	53.312	19.176	17.200	16.936
7	14:09:10.659	53.567	19.213	17.269	17.085
8	14:10:04.028	53.369	19.244	17.147	16.978
9	14:10:57.375	53.347	19.272	17.127	16.948
10	14:11:50.900	53.525	19.280	17.209	17.036
11	14:12:44.356	53.456	19.150	17.328	16.978
12	14:13:37.628	53.272	19.212	17.176	16.884
13	14:14:30.971	53.343	19.248	17.154	16.941
14	14:15:24.248	53.277	19.218	17.163	16.896

(89) Joseph BURTON-HARRIS

1	14:03:41.057	59.958	25.267	17.660	17.031
2	14:04:35.560	54.503	19.450	17.404	17.649
3	14:05:29.504	53.944	20.180	16.979	16.785
4	14:06:23.762	54.258	19.622	17.613	17.023
5	14:07:17.847	54.085	19.910	17.421	16.754
6	14:08:10.600	52.753	18.769	17.128	16.856
7	14:09:07.724	57.124	19.311	19.473	18.340

(38) Cem BOLUKBASI

1	14:03:57.197	1:16.906	32.698	19.909	24.299
---	--------------	-----------------	---------------	---------------	---------------