



# Rotax Euro Challenge 2012 Wackersdorf

Rotax Seniors

Wackersdorf 1,275 Km

Non Qualifying Practice 1 Odd Numbers

11.05.2012 12:00

Practice (7:00 Time) started at 12:00:01

Pos	No.	Name	Nat.	Chassis	Race Team	Laps	Best Tm	Diff	Gap In Lap	km/h	
1	205	Sean BABINGTON	GBR	Alonso	Dan Holland Racing	7	51.216		6	89,620	
2	211	Shaun SLAVIN	GBR	Formula K	Formula K Europe	7	51.357	0.141	0.141	3	89,374
3	299	Philip MORIN	SWE	Alonso	Dan Holland Racing	7	51.465	0.249	0.108	4	89,187
4	271	Christopher FRIEDRICH	GER	Praga	M-Tec/Praga Racing	7	51.471	0.255	0.006	3	89,176
5	203	Edward BRAND	GBR	Formula K	Formula K Europe	7	51.489	0.273	0.018	6	89,145
6	207	Ferenc KANCSAR	AUT	Birel	Kalman Motorsport	7	51.553	0.337	0.064	2	89,035
7	223	Jacob NIELSEN	DEN	Kosmic	Star Karting	7	51.654	0.438	0.101	6	88,860
8	221	Jesse LAZARE	CAN	Formula K	Chapman Racing/Protrain	7	51.671	0.455	0.017	6	88,831
9	213	Thomas BENISRI	FRA	Sodikart	Win Max	7	51.675	0.459	0.004	4	88,824
10	245	Hubert PETIT	FRA	Sodikart	Sodikart Junior Team	7	51.727	0.511	0.052	5	88,735
11	217	Glen VAN DROOGENBROE	BEL	Tonykart	Bouvin Power	7	51.827	0.611	0.100	5	88,564
12	269	John FRIBERG	SWE	Tonykart	Soda Kart	7	51.840	0.624	0.013	2	88,542
13	293	Sandor JAKAB	SVK	Birel	Kalman Motorsport	7	51.843	0.627	0.003	5	88,537
14	303	Giorgio MAGGI	SUI	Tonykart	Blacky Racing	7	51.875	0.659	0.032	5	88,482
15	263	Henry EASTHOPE	GBR	Sodikart	Sodikart Junior Team	7	51.892	0.676	0.017	7	88,453
16	219	Andreas BACKMAN	SWE	Tonykart	Strawberry Racing	7	51.897	0.681	0.005	5	88,444
17	259	Nicolas PICOT	FRA	Sodikart	Kart Pro Racing	7	51.900	0.684	0.003	7	88,439
18	257	Ebba GRANDIN	SWE	Kosmic	Soda Kart	7	51.900	0.684		6	88,439
19	301	Jonathan JOHANSSON	SWE	Gillard	PDB Racing Team	7	51.926	0.710	0.026	4	88,395
20	261	Stephane KOX	NED	Formula K	Formula K Europe	7	51.982	0.766	0.056	4	88,300
21	225	Jeremie LESOUDIER	FRA	Kosmic	PKS	7	51.999	0.783	0.017	4	88,271
22	241	Pierre AUVRAY	FRA	FA Kart	DSS Kart	7	52.071	0.855	0.072	5	88,149
23	227	Matija JURKOVIC	SLO	Formula K	MLM Racing KK	6	52.126	0.910	0.055	5	88,056
24	243	Glenn VAN PARIJS	BEL	Zanardi	Raw Racing Team	7	52.149	0.933	0.023	7	88,017
25	237	Sten Dorian PIIRIMAGI	EST	Tonykart	Aix Racing Team	7	52.208	0.992	0.059	6	87,918
26	233	Manon CHAVAGNE	NED	Topkart	Slangen Karting	7	52.313	1.097	0.105	3	87,741
27	279	Juuso KAUKELIN	FIN	Tonykart	JTL Racing	7	52.351	1.135	0.038	5	87,677
28	255	Moritz OBERHEIM	GER	LH Kart	Matis Motorsport	7	52.360	1.144	0.009	4	87,662
29	275	Benjamin KARLOG	DEN	Tonykart	RS Competition	6	52.558	1.342	0.198	3	87,332
30	283	Marco FORRER	SUI	Mach 1	Kartteam Meier	7	52.724	1.508	0.166	6	87,057



# Rotax Euro Challenge 2012 Wackersdorf

Rotax Seniors

Wackersdorf 1,275 Km

Non Qualifying Practice 1 Odd Numbers

11.05.2012 12:00

Practice (7:00 Time) started at 12:00:01

Lap	Time of Day	Lap Tm	S1 Tm	S2 Tm	S3 Tm
<b>(205) Sean BABINGTON</b>					
1	12:02:42.874	1:04.196	24.166	22.934	17.096
2	12:03:34.876	52.002	18.668	16.909	16.425
3	12:04:26.191	51.315	18.404	16.583	<b>16.328</b>
4	12:05:17.567	51.376	18.408	16.594	16.374
5	12:06:08.845	51.278	18.348	16.526	16.404
6	12:07:00.061	<b>51.216</b>	<b>18.339</b>	<b>16.499</b>	16.378
7	12:07:51.685	51.624	18.401	16.667	16.556

<b>(211) Shaun SLAVIN</b>					
1	12:02:16.488	52.290	18.779	16.949	16.562
2	12:03:08.296	51.808	18.626	16.713	16.469
3	12:03:59.653	<b>51.357</b>	<b>18.428</b>	<b>16.532</b>	<b>16.397</b>
4	12:04:51.316	51.663	18.515	16.679	16.469
5	12:05:42.960	51.644	18.482	16.692	16.470
6	12:06:34.773	51.813	18.759	16.639	16.415
7	12:07:27.322	52.549	19.390	16.613	16.546

<b>(299) Philip MORIN</b>					
1	12:02:38.938	56.196	22.343	17.225	16.628
2	12:03:30.637	51.699	18.654	16.643	<b>16.402</b>
3	12:04:22.166	51.529	18.511	16.613	16.405
4	12:05:13.631	<b>51.465</b>	<b>18.486</b>	16.569	16.410
5	12:06:05.239	51.608	18.618	16.580	16.410
6	12:06:56.914	51.675	18.605	16.585	16.485
7	12:07:48.401	51.487	18.506	<b>16.551</b>	16.430

<b>(271) Christopher FRIEDRICH</b>					
1	12:02:33.263	52.513	19.134	16.912	16.467
2	12:03:24.898	51.635	18.548	16.688	16.399
3	12:04:16.369	<b>51.471</b>	<b>18.439</b>	16.687	<b>16.345</b>
4	12:05:08.342	51.973	18.606	16.650	16.717
5	12:06:00.666	52.324	19.210	<b>16.597</b>	16.517
6	12:06:52.945	52.279	19.026	16.695	16.558
7	12:07:45.587	52.642	18.667	16.738	17.237

<b>(203) Edward BRAND</b>					
1	12:02:09.864	59.259	21.792	18.550	18.917
2	12:03:04.614	54.750	21.288	16.907	16.555
3	12:03:56.173	51.559	18.475	16.664	<b>16.420</b>
4	12:04:48.724	52.551	19.254	16.803	16.494
5	12:05:40.723	51.999	18.708	16.780	16.511
6	12:06:32.212	<b>51.489</b>	<b>18.385</b>	16.674	16.430
7	12:07:24.575	52.363	18.530	<b>16.611</b>	17.222

<b>(207) Ferenc KANCSAR</b>					
1	12:02:40.628	58.036	19.102	22.259	16.675
2	12:03:32.181	<b>51.553</b>	18.578	16.597	<b>16.378</b>
3	12:04:23.985	51.804	<b>18.474</b>	16.681	16.649
4	12:05:15.782	51.797	18.727	16.621	16.449
5	12:06:07.436	51.654	18.502	16.695	16.457
6	12:06:59.009	51.573	18.555	<b>16.564</b>	16.454
7	12:07:50.674	51.665	18.528	16.651	16.486

<b>(223) Jacob NIELSEN</b>					
1	12:02:36.669	57.393	20.154	17.700	19.539
2	12:03:31.869	55.200	21.564	17.041	16.595
3	12:04:24.141	52.272	18.639	16.677	16.956
4	12:05:16.339	52.198	18.787	16.838	16.573
5	12:06:08.030	51.691	<b>18.426</b>	16.783	16.482
6	12:06:59.684	<b>51.654</b>	18.648	<b>16.602</b>	<b>16.404</b>
7	12:07:51.892	52.208	18.467	17.134	16.607

<b>(221) Jesse LAZARE</b>					
1	12:02:21.408	53.086	18.947	17.217	16.922
2	12:03:13.468	52.060	18.579	16.903	16.578
3	12:04:05.538	52.070	18.653	16.976	16.441
4	12:04:57.677	52.139	18.559	17.003	16.577
5	12:05:49.630	51.953	<b>18.529</b>	16.913	16.511
6	12:06:41.301	<b>51.671</b>	18.591	<b>16.688</b>	<b>16.392</b>
7	12:07:33.091	51.790	18.605	16.711	16.474

<b>(213) Thomas BENISRI</b>					
1	12:02:32.617	54.050	20.148	17.252	16.650
2	12:03:24.805	52.188	18.734	16.924	16.530
3	12:04:16.736	51.931	18.835	16.707	<b>16.389</b>
4	12:05:08.411	<b>51.675</b>	<b>18.557</b>	16.686	16.432
5	12:06:00.404	51.993	18.799	16.722	16.472
6	12:06:52.642	52.238	18.667	16.753	16.818
7	12:07:44.553	51.911	18.750	<b>16.657</b>	16.504

<b>(245) Hubert PETIT</b>					
1	12:02:14.189	57.702	18.923	19.396	19.383
2	12:03:07.090	52.901	18.943	17.305	16.653
3	12:03:59.062	51.972	18.771	<b>16.702</b>	16.499
4	12:04:51.626	52.564	18.813	17.070	16.681
5	12:05:43.353	<b>51.727</b>	<b>18.604</b>	16.732	<b>16.391</b>
6	12:06:35.725	52.372	18.917	16.918	16.537
7	12:07:27.967	52.242	18.857	16.762	16.623

<b>(217) Glen VAN DROOGENBROECK</b>					
1	12:02:34.138	52.514	18.876	16.950	16.688
2	12:03:26.226	52.088	18.676	16.879	16.533
3	12:04:18.145	51.919	18.700	16.750	16.469
4	12:05:10.199	52.054	18.821	16.712	16.521
5	12:06:02.026	<b>51.827</b>	<b>18.662</b>	16.719	<b>16.446</b>
6	12:06:53.959	51.933	18.767	<b>16.637</b>	16.529
7	12:07:46.041	52.082	18.747	16.884	16.451

<b>(269) John FRIBERG</b>					
1	12:02:13.265	52.248	18.764	16.897	16.587
2	12:03:05.105	<b>51.840</b>	18.521	16.727	16.592
3	12:03:57.012	51.907	18.509	16.885	<b>16.513</b>
4	12:04:49.743	52.731	18.967	17.166	16.598
5	12:05:41.853	52.110	18.561	17.015	16.534
6	12:06:33.776	51.923	18.511	16.746	16.666
7	12:07:26.321	52.545	<b>18.457</b>	<b>16.723</b>	17.365

<b>(293) Sandor JAKAB</b>					
1	12:02:19.224	52.173	18.699	16.973	16.501
2	12:03:11.257	52.033	18.620	16.854	16.559
3	12:04:03.134	51.877	<b>18.610</b>	16.703	16.564
4	12:04:55.108	51.974	18.711	16.730	16.533
5	12:05:46.951	<b>51.843</b>	18.688	<b>16.649</b>	16.506
6	12:06:38.837	51.886	18.671	16.757	<b>16.458</b>
7	12:07:30.757	51.920	18.730	16.697	16.493

<b>(303) Giorgio MAGGI</b>					
1	12:02:01.185	53.258	19.410	17.248	16.600
2	12:02:53.335	52.150	18.767	16.882	16.501
3	12:03:45.270	51.935	18.537	16.870	16.528
4	12:04:37.353	52.083	18.667	16.844	16.572
5	12:05:29.228	<b>51.875</b>	<b>18.507</b>	<b>16.806</b>	16.562
6	12:06:22.266	53.038	18.842	16.814	17.382
7	12:07:14.688	52.422	19.118	16.871	<b>16.433</b>

<b>(263) Henry EASTHOPE</b>					
1	12:02:08.092	52.630	18.873	17.179	16.578
2	12:03:00.856	52.764	18.797	17.219	16.748
3	12:03:53.892	53.036	19.164	16.888	16.984
4	12:04:46.335	52.443	18.725	16.859	16.859
5	12:05:38.653	52.318	18.692	17.029	16.597
6	12:06:30.634	51.981	18.653	16.862	<b>16.466</b>
7	12:07:22.526	<b>51.892</b>	<b>18.604</b>	<b>16.696</b>	16.592

<b>(219) Andreas BACKMAN</b>					
1	12:02:08.771	53.051	19.136	17.233	16.682
2	12:03:00.986	52.215	18.660	16.937	16.618
3	12:03:53.645	52.659	18.795	16.945	16.919
4	12:04:46.065	52.420	18.671	16.820	16.929
5	12:05:37.962	<b>51.897</b>	18.667	16.764	<b>16.466</b>
6	12:06:29.979	52.017	18.759	<b>16.741</b>	16.517
7	12:07:22.107	52.128	<b>18.553</b>	16.741	16.834

<b>(259) Nicolas PICOT</b>					
----------------------------	--	--	--	--	--





# Rotax Euro Challenge 2012 Wackersdorf

Rotax Seniors

Wackersdorf 1,275 Km

Non Qualifying Practice 1 Odd Numbers

11.05.2012 12:00

Practice (7:00 Time) started at 12:00:01

Lap	Time of Day	Lap Tm	S1 Tm	S2 Tm	S3 Tm	Lap	Time of Day	Lap Tm	S1 Tm	S2 Tm	S3 Tm	
1	12:02:10.332	53.047	19.191	17.127	16.729	3	12:03:56.044	52.369	18.910	16.871	16.588	
2	12:03:02.772	52.440	18.899	16.912	16.629	4	12:04:49.971	53.927	19.795	17.349	16.783	
3	12:03:54.743	51.971	<b>18.658</b>	<b>16.760</b>	16.553	5	12:05:42.421	52.450	<b>18.843</b>	16.857	16.750	
4	12:04:49.100	54.357	20.658	17.203	16.496	6	12:06:34.629	<b>52.208</b>	18.853	<b>16.789</b>	<b>16.566</b>	
5	12:05:41.357	52.257	18.760	16.982	16.515	7	12:07:29.229	54.600	19.290	16.995	18.315	
6	12:06:33.884	52.527	18.667	16.934	16.926							
7	12:07:25.784	<b>51.900</b>	18.732	16.781	<b>16.387</b>							
<b>(257) Ebba GRANDIN</b>						<b>(233) Manon CHAVAGNE</b>						
1	12:02:07.232	52.813	19.002	17.142	16.669	1	12:02:11.520	53.328	19.151	17.338	16.839	
2	12:02:59.750	52.518	18.914	17.030	16.574	2	12:03:03.311	52.525	19.084	16.849	16.592	
3	12:03:53.300	53.550	19.377	17.049	17.124	3	12:03:55.624	<b>52.313</b>	18.824	<b>16.833</b>	16.656	
4	12:04:46.708	53.408	18.846	16.751	17.811	4	12:04:49.360	53.736	20.024	<b>17.130</b>	<b>16.582</b>	
5	12:05:39.125	52.417	18.904	17.073	16.440	5	12:05:42.504	53.144	<b>18.784</b>	17.378	16.982	
6	12:06:31.025	<b>51.900</b>	<b>18.607</b>	<b>16.737</b>	16.556	6	12:06:35.146	52.642	18.958	17.046	16.638	
7	12:07:23.139	52.114	18.823	16.862	<b>16.429</b>	7	12:07:30.043	54.897	19.619	16.905	18.373	
<b>(301) Jonathan JOHANSSON</b>						<b>(279) Juuso KAUKELIN</b>						
1	12:02:07.086	52.884	18.934	17.174	16.776	1	12:02:04.359	52.839	19.131	17.009	<b>16.699</b>	
2	12:02:59.308	52.222	<b>18.677</b>	16.902	16.643	3	12:03:57.336	52.977	19.111	17.146	16.720	
3	12:03:51.751	52.443	19.148	16.814	16.481	4	12:04:50.410	53.074	19.044	17.124	16.906	
4	12:04:43.677	<b>51.926</b>	18.764	16.771	<b>16.391</b>	5	12:05:42.761	<b>52.351</b>	<b>18.750</b>	<b>16.894</b>	16.707	
5	12:05:35.714	52.037	18.892	<b>16.681</b>	16.464	6	12:06:36.199	53.438	19.301	17.150	16.987	
6	12:06:31.737	56.023	21.194	17.889	16.940	7	12:07:31.200	55.001	19.050	16.996	18.955	
7	12:07:23.796	52.059	18.720	16.731	16.608							
<b>(261) Stephane KOX</b>						<b>(255) Moritz OBERHEIM</b>						
1	12:02:05.174	54.140	19.935	17.319	16.886	1	12:02:29.657	53.267	19.491	17.051	16.725	
2	12:02:59.190	54.016	18.905	17.558	17.553	2	12:03:22.303	52.646	19.040	16.835	16.771	
3	12:03:53.022	53.832	19.600	16.958	17.274	3	12:04:14.754	52.451	19.030	16.852	<b>16.569</b>	
4	12:04:45.004	<b>51.982</b>	18.722	16.765	<b>16.495</b>	4	12:05:07.114	<b>52.360</b>	19.013	<b>16.747</b>	16.600	
5	12:05:37.122	52.118	<b>18.705</b>	16.681	16.732	5	12:05:59.790	52.676	<b>18.996</b>	16.965	16.715	
6	12:06:29.483	52.361	19.142	<b>16.675</b>	16.544	6	12:06:53.101	53.311	19.071	16.806	17.434	
7	12:07:22.343	52.860	18.807	16.765	17.288	7	12:07:45.697	52.596	19.061	16.848	16.687	
<b>(225) Jeremie LESOUDIER</b>						<b>(275) Benjamin KARLOG</b>						
1	12:02:06.854	53.457	19.241	17.457	16.759	1	12:02:05.521	53.553	19.548	17.166	16.839	
2	12:02:59.621	52.767	19.142	16.882	16.743	2	12:02:58.252	52.731	<b>18.844</b>	17.126	16.761	
3	12:03:52.778	53.157	19.379	16.872	16.906	3	12:03:50.810	<b>52.558</b>	18.974	16.944	16.640	
4	12:04:44.777	<b>51.999</b>	18.714	16.747	<b>16.538</b>	4	12:04:43.395	52.585	19.132	16.849	16.604	
5	12:05:36.859	52.082	<b>18.652</b>	16.780	16.650	5	12:05:36.144	52.749	19.446	<b>16.786</b>	<b>16.517</b>	
6	12:06:29.198	52.339	18.966	16.748	16.625	6	12:06:29.263	53.119	19.025	16.832	17.262	
7	12:07:21.378	52.180	18.727	<b>16.718</b>	16.735							
<b>(241) Pierre AUVRAY</b>						<b>(283) Marco FORRER</b>						
1	12:01:59.794	53.425	19.548	17.163	16.714	1	12:02:06.015	55.207	20.330	17.629	17.248	
2	12:02:52.415	52.621	18.962	17.043	16.616	2	12:02:58.938	52.923	<b>18.901</b>	17.020	17.002	
3	12:03:44.890	52.475	18.902	16.955	16.618	3	12:03:54.285	55.347	20.330	17.410	17.607	
4	12:04:37.414	52.524	18.806	16.921	16.797	4	12:04:48.082	53.797	20.158	16.954	16.685	
5	12:05:29.485	<b>52.071</b>	<b>18.740</b>	<b>16.794</b>	<b>16.537</b>	5	12:05:41.663	53.581	19.669	17.295	<b>16.617</b>	
6	12:06:21.847	52.362	18.826	16.933	16.603	6	12:06:34.387	<b>52.724</b>	19.157	16.901	16.666	
7	12:07:14.194	52.347	18.851	16.876	16.620	7	12:07:27.593	53.206	19.340	<b>16.874</b>	16.992	
<b>(227) Matija JURKOVIC</b>												
1	12:02:34.532	54.487	20.157	17.446	16.884							
2	12:03:26.955	52.423	<b>18.883</b>	16.895	16.645							
3	12:04:19.318	52.363	18.904	16.887	16.572							
4	12:05:18.571	59.253	24.425	18.209	16.619							
5	12:06:10.697	<b>52.126</b>	18.938	<b>16.683</b>	<b>16.505</b>							
6	12:07:02.895	52.198	18.972	16.696	16.530							
<b>(243) Glenn VAN PARIJS</b>												
1	12:02:09.795	56.110	20.032	18.950	17.128							
2	12:03:02.586	52.791	19.009	16.997	16.785							
3	12:03:55.182	52.596	19.229	16.822	16.545							
4	12:04:48.200	53.018	19.619	16.864	<b>16.535</b>							
5	12:05:40.525	52.325	18.917	16.857	16.551							
6	12:06:32.895	52.370	19.018	16.787	16.565							
7	12:07:25.044	<b>52.149</b>	<b>18.863</b>	<b>16.741</b>	16.545							
<b>(237) Sten Dorian PIIRIMAGI</b>												
1	12:02:10.980	53.030	19.098	17.048	16.884							
2	12:03:03.675	52.695	19.203	16.873	16.619							



# Rotax Euro Challenge 2012 Wackersdorf

Rotax Seniors

Wackersdorf 1,275 Km

Non Qualifying Practice 1 Even Numbers

11.05.2012 12:10

Practice (7:00 Time) started at 12:10:03

Pos	No.	Name	Nat.	Chassis	Race Team	Laps	Best Tm	Diff	Gap	In Lap	km/h
1	290	Ukyo SASAHARA	JPN	DR	VPDR	7	51.204			1	89,641
2	250	Ludvig MORIN	SWE	Kosmic	Paul Carr Racing	7	51.261	0.057	0.057	2	89,542
3	254	Harrison SCOTT	GBR	Tonykart	Strawberry Racing	7	51.268	0.064	0.007	6	89,530
4	294	Makino TADASUKE	JPN	Birel	Kalman Motorsport	8	51.304	0.100	0.036	8	89,467
5	208	Charlie EASTWOOD	IRL	Formula K	Protrain Racing	7	51.319	0.115	0.015	7	89,441
6	222	Pierce LEHANE	AUS	Alonso	Dan Holland Racing	7	51.362	0.158	0.043	4	89,366
7	260	Bas de LAAT	NED	Gillard	PDB Racing Team	7	51.378	0.174	0.016	6	89,338
8	212	Jiri FORMAN	GBR	MS Kart	MS Kart Racing Team	7	51.432	0.228	0.054	2	89,244
9	268	Francisco MORA	POR	FA	Cabo do Mundo Kartteam	7	51.435	0.231	0.003	2	89,239
10	234	Ash HAND	GBR	Tonykart	Strawberry Racing	7	51.475	0.271	0.040	3	89,169
11	236	Andy KING	GBR	Tonykart	Strawberry Racing	7	51.504	0.300	0.029	7	89,119
12	266	Petr FULIN	CZE	MS Kart	MS Kart Racing Team	7	51.528	0.324	0.024	2	89,078
13	300	Joel AFFOLTER	NED	Gillard	PDB Racing Team	8	51.530	0.326	0.002	2	89,074
14	270	Santeri VARIS	FIN	Tonykart	JTL Racing	6	51.630	0.426	0.100	2	88,902
15	218	Nicolai NIELSEN	DEN	TBA	Star Karting	7	51.643	0.439	0.013	2	88,879
16	238	Alexandre FINKELSTEIN	FRA	Tonykart	MD Competition	7	51.648	0.444	0.005	5	88,871
17	272	Jules COUSIN	FRA	FA Kart	DSS Kart	7	51.655	0.451	0.007	3	88,859
18	216	Bryan EERDEN	NED	Gillard	PDB Racing Team	7	51.690	0.486	0.035	4	88,799
19	230	Charlie TURNER	GBR	CRG	Coles Racing	7	51.695	0.491	0.005	3	88,790
20	252	Juuso PYKALAINEN	FIN	Tonykart	MPT Racing	8	51.707	0.503	0.012	5	88,769
21	258	Mikkel JOHNSEN	DEN	Intrepid	DMT Racing	7	51.751	0.547	0.044	4	88,694
22	240	Petr BEZEL	CZE	MS Kart	MS Kart Racing Team	7	51.762	0.558	0.011	7	88,675
23	296	Josh HART	NZE	Birel	Kalman Motorsport	5	51.762	0.558		2	88,675
24	288	Cecile MARTINI	FRA	Sodikart	Martini Racing	7	51.809	0.605	0.047	3	88,595
25	220	Mathias SMITH	DEN	Kosmic	Star Karting	7	51.820	0.616	0.011	2	88,576
26	280	Brandon NILSSON	SWE	Exprit	Brandon Racing	7	51.872	0.668	0.052	5	88,487
27	226	Erik STILLMANN	SWE	Sodikart	Wallberg Motorsport	7	51.883	0.679	0.011	2	88,468
28	302	Kevin MINIER	FRA	Tonykart	MD Competition	7	51.891	0.687	0.008	2	88,455
29	246	Sabedin Berat TURKER	TUR	Formula K	Protrain Racing	7	51.895	0.691	0.004	5	88,448
30	214	Michael COOL	BEL	Tonykart	Bouvin Power	7	51.905	0.701	0.010	7	88,431
31	224	Aavo TALVAR	EST	Intrepid	Talvar Racing	7	51.912	0.708	0.007	6	88,419
32	286	Lukasz BARTOSZUK	POL	Praga	Uniq Racing	6	51.929	0.725	0.017	3	88,390
33	242	Miroslav KOVAR	CZE	MS Kart	MS Kart Racing Team	7	51.946	0.742	0.017	3	88,361
34	244	Eva BENES	FRA	Kosmic	PKS	7	51.947	0.743	0.001	7	88,359
35	232	James SINGLETON	GBR	CRG	Coles Racing	7	51.948	0.744	0.001	3	88,358
36	262	Alex ENGBLOM	SWE	Tonykart	Soda Kart	3	51.970	0.766	0.022	2	88,320
37	278	Barrie PULLINGER	GBR	Alonso	Dan Holland Racing	7	52.027	0.823	0.057	7	88,223
38	248	Artem KOROLEV	CAN	Intrepid	Team TKP	6	52.066	0.862	0.039	2	88,157
39	306	Kevin KEMMLING	GER	Formula K	Kartschmie.de	7	52.097	0.893	0.031	2	88,105
40	304	Oliver NORRIS	GBR	Tonykart	RL Racing Dept Ltd	7	52.106	0.902	0.009	3	88,090
41	284	Oliver MYERS	GBR	Tonykart	Coles Racing	6	52.634	1.430	0.528	3	87,206



# Rotax Euro Challenge 2012 Wackersdorf

Rotax Seniors

Wackersdorf 1,275 Km

Non Qualifying Practice 1 Even Numbers

11.05.2012 12:10

Practice (7:00 Time) started at 12:10:15

Lap	Time of Day	Lap Tm	S1 Tm	S2 Tm	S3 Tm	Lap	Time of Day	Lap Tm	S1 Tm	S2 Tm	S3 Tm
<b>(290) Ukyo SASAHARA</b>						<b>(268) Francisco MORA</b>					
1	12:12:21.305	<b>51.204</b>	18.426	16.471	16.307	1	12:12:17.081	51.828	18.707	16.733	16.388
2	12:13:12.550	51.245	18.521	16.481	<b>16.243</b>	2	12:13:08.516	<b>51.435</b>	<b>18.487</b>	16.571	<b>16.377</b>
3	12:14:03.822	51.272	18.476	<b>16.465</b>	16.331	3	12:14:00.091	51.575	18.626	<b>16.543</b>	16.406
4	12:14:56.383	52.561	<b>18.420</b>	16.552	17.589	4	12:14:51.994	51.903	18.647	16.732	16.524
5	12:15:48.387	52.004	18.965	16.591	16.448	5	12:15:43.621	51.627	18.533	16.618	16.476
6	12:16:40.164	51.777	18.643	16.649	16.485	6	12:16:35.255	51.634	18.550	16.622	16.462
7	12:17:31.883	51.719	18.682	16.587	16.450	7	12:17:27.132	51.877	18.762	16.645	16.470
<b>(250) Ludvig MORIN</b>						<b>(234) Ash HAND</b>					
1	12:12:03.380	53.179	19.934	16.834	16.411	1	12:11:56.102	51.952	18.868	16.702	16.382
2	12:12:54.641	<b>51.261</b>	<b>18.381</b>	16.633	<b>16.247</b>	2	12:12:47.598	51.496	<b>18.486</b>	16.602	16.408
3	12:13:46.001	51.360	18.548	<b>16.484</b>	16.328	3	12:13:39.073	<b>51.475</b>	18.569	<b>16.556</b>	<b>16.350</b>
4	12:14:37.745	51.744	18.546	16.741	16.457	4	12:14:30.803	51.730	18.559	16.646	16.525
5	12:15:29.239	51.494	18.611	16.572	16.311	5	12:15:22.360	51.557	18.502	16.604	16.451
6	12:16:20.543	51.304	18.435	16.585	16.284	6	12:16:14.230	51.870	18.634	16.631	16.605
7	12:17:12.094	51.551	18.555	16.665	16.331	7	12:17:06.863	52.633	18.676	16.696	17.261
<b>(254) Harrison SCOTT</b>						<b>(236) Andy KING</b>					
1	12:12:11.537	51.672	18.596	16.663	16.413	1	12:11:57.750	51.667	<b>18.484</b>	16.735	16.448
2	12:13:02.914	51.377	18.575	16.507	16.295	2	12:12:49.398	51.648	18.606	16.643	16.399
3	12:13:54.290	51.376	18.528	16.502	16.346	3	12:13:41.081	51.683	18.623	16.684	16.376
4	12:14:48.043	53.753	18.541	18.794	16.418	4	12:14:32.793	51.712	18.593	16.562	16.557
5	12:15:39.496	51.453	18.673	<b>16.486</b>	<b>16.294</b>	5	12:15:24.415	51.622	18.655	16.606	<b>16.361</b>
6	12:16:30.764	<b>51.268</b>	<b>18.402</b>	16.541	16.325	6	12:16:15.996	51.581	18.536	<b>16.557</b>	16.488
7	12:17:22.430	51.666	18.753	16.562	16.351	7	12:17:07.500	<b>51.504</b>	18.559	16.574	16.371
<b>(294) Makino TADASUKE</b>						<b>(266) Petr FULIN</b>					
1	12:11:52.842	53.769	19.615	16.967	17.187	1	12:11:59.095	52.164	18.944	16.737	16.483
2	12:12:45.090	52.248	<b>18.242</b>	17.523	16.483	2	12:12:50.623	<b>51.528</b>	<b>18.529</b>	<b>16.637</b>	16.362
3	12:13:36.508	51.418	18.463	16.570	16.385	3	12:13:42.639	52.016	18.635	16.884	16.497
4	12:14:28.387	51.879	18.244	17.155	16.480	4	12:14:34.289	51.650	18.617	16.711	<b>16.322</b>
5	12:15:19.808	51.421	18.545	16.550	<b>16.326</b>	5	12:15:26.185	51.896	18.722	16.778	16.396
6	12:16:11.189	51.381	18.401	16.597	16.383	6	12:16:18.320	52.135	18.996	16.690	16.449
7	12:17:02.571	51.382	18.491	16.533	16.358	7	12:17:10.388	52.068	18.779	16.840	16.449
8	12:17:53.875	<b>51.304</b>	18.421	<b>16.502</b>	16.381	<b>(300) Joel AFFOLTER</b>					
<b>(208) Charlie EASTWOOD</b>						1	12:11:47.189	51.832	18.748	16.651	16.433
1	12:12:12.832	51.803	18.704	16.634	16.465	2	12:12:38.719	<b>51.530</b>	<b>18.544</b>	16.625	16.361
2	12:13:04.403	51.571	18.665	16.587	16.319	3	12:13:30.502	51.783	18.576	16.728	16.479
3	12:13:55.799	51.396	18.612	<b>16.498</b>	<b>16.286</b>	4	12:14:22.295	51.793	18.570	16.597	16.626
4	12:14:47.467	51.668	18.593	16.713	16.362	5	12:15:14.761	52.466	19.485	16.622	<b>16.359</b>
5	12:15:41.706	54.239	20.820	17.074	16.345	6	12:16:06.709	51.948	18.669	16.677	16.602
6	12:16:33.083	51.377	18.559	16.512	16.306	7	12:16:58.641	51.932	18.907	16.612	16.413
7	12:17:24.402	<b>51.319</b>	<b>18.511</b>	16.507	16.301	8	12:17:50.980	52.339	18.877	<b>16.549</b>	16.913
<b>(222) Pierce LEHANE</b>						<b>(270) Santeri VARIS</b>					
1	12:11:58.709	52.398	19.282	16.726	16.390	1	12:11:46.870	52.113	18.784	16.840	16.489
2	12:12:50.182	51.473	<b>18.503</b>	<b>16.521</b>	16.449	2	12:12:38.500	<b>51.630</b>	18.617	<b>16.632</b>	16.381
3	12:13:41.930	51.748	18.665	16.685	16.398	3	12:13:30.198	51.698	18.590	16.761	<b>16.347</b>
4	12:14:33.292	<b>51.362</b>	18.528	16.556	<b>16.278</b>	4	12:14:21.875	51.677	<b>18.553</b>	16.632	16.492
5	12:15:25.061	51.769	18.832	16.632	16.305	5	12:15:13.587	51.712	18.645	16.650	16.417
6	12:16:16.683	51.622	18.527	16.572	16.523	6	12:16:16.115	1:02.528	18.629	16.721	27.178
7	12:17:08.281	51.598	18.612	16.639	16.347	<b>(218) Nicolai NIELSEN</b>					
<b>(260) Bas de LAAT</b>						1	12:12:13.314	51.820	18.788	16.669	<b>16.363</b>
1	12:11:48.740	51.866	18.637	16.687	16.542	2	12:13:04.957	<b>51.643</b>	<b>18.607</b>	16.643	16.393
2	12:12:40.363	51.623	18.600	16.641	16.382	3	12:13:56.747	51.790	18.718	<b>16.642</b>	16.430
3	12:13:35.656	55.293	20.788	17.699	16.806	4	12:14:48.647	51.900	18.787	16.689	16.424
4	12:14:30.289	54.633	18.631	17.854	18.148	5	12:15:40.671	52.024	18.854	16.691	16.479
5	12:15:23.478	53.189	18.650	17.082	17.457	6	12:16:32.792	52.121	18.659	16.992	16.470
6	12:16:14.856	<b>51.378</b>	<b>18.445</b>	<b>16.573</b>	<b>16.360</b>	7	12:17:24.828	52.036	18.916	16.703	16.417
7	12:17:06.647	51.791	18.659	16.737	16.395	<b>(238) Alexandre FINKELSTEIN</b>					
<b>(212) Jiri FORMAN</b>						1	12:11:51.015	52.445	19.003	16.931	16.511
1	12:12:14.688	51.617	18.532	16.677	16.408	2	12:12:43.138	52.123	18.939	16.636	16.548
2	12:13:06.120	<b>51.432</b>	<b>18.497</b>	16.631	<b>16.304</b>	3	12:13:35.194	52.056	18.888	16.673	16.495
3	12:13:57.640	51.520	18.583	<b>16.584</b>	16.353	4	12:14:31.171	55.977	19.260	19.056	17.661
4	12:14:49.230	51.590	18.604	16.630	16.356	5	12:15:22.819	<b>51.648</b>	18.641	<b>16.620</b>	<b>16.387</b>
5	12:15:40.801	51.571	18.623	16.588	16.360	6	12:16:14.569	51.750	<b>18.606</b>	16.622	16.522
6	12:16:32.594	51.793	18.607	16.700	16.486	7	12:17:06.952	52.383	19.065	16.906	16.412
7	12:17:24.217	51.623	18.584	16.601	16.438						

# Rotax Euro Challenge 2012 Wackersdorf

Rotax Seniors

Wackersdorf 1,275 Km

Non Qualifying Practice 1 Even Numbers

11.05.2012 12:10

Practice (7:00 Time) started at 12:10:15

Lap	Time of Day	Lap Tm	S1 Tm	S2 Tm	S3 Tm	Lap	Time of Day	Lap Tm	S1 Tm	S2 Tm	S3 Tm						
<b>(272) Jules COUSIN</b>																	
1	12:12:02.887	52.119	18.941	16.665	16.513	2	12:12:51.567	51.820	18.618	16.730	16.472						
2	12:12:55.003	52.116	19.066	16.685	16.365	3	12:13:43.493	51.926	18.762	16.584	16.580						
3	12:13:46.658	51.655	18.614	16.567	16.474	4	12:14:38.305	54.812	21.417	16.961	16.434						
4	12:14:38.722	52.064	18.844	16.737	16.483	5	12:15:30.654	52.349	18.933	16.788	16.628						
5	12:15:35.781	57.059	18.779	16.715	21.565	6	12:16:23.017	52.363	18.639	16.714	17.010						
6	12:16:27.981	52.200	18.740	16.706	16.754	7	12:17:17.059	54.042	19.824	17.137	17.081						
7	12:17:19.704	51.723	18.671	16.664	16.388	<b>(280) Brandon NILSSON</b>											
<b>(216) Bryan EERDEN</b>																	
1	12:11:45.567	52.149	18.962	16.720	16.467	1	12:12:08.393	52.191	18.982	16.686	16.523						
2	12:12:37.318	51.751	18.735	16.585	16.431	2	12:13:00.454	52.061	18.760	16.791	16.510						
3	12:13:29.078	51.760	18.674	16.641	16.445	3	12:13:52.866	52.412	19.123	16.718	16.571						
4	12:14:20.768	51.690	18.705	16.610	16.375	4	12:14:46.473	53.607	19.405	17.731	16.471						
5	12:15:12.660	51.892	18.691	16.648	16.553	5	12:15:38.345	51.872	18.698	16.689	16.485						
6	12:16:07.170	54.510	19.779	17.865	16.866	6	12:16:31.337	52.992	18.896	17.614	16.482						
7	12:17:00.846	53.676	19.028	16.819	17.829	7	12:17:23.471	52.134	18.703	16.757	16.674						
<b>(230) Charlie TURNER</b>																	
1	12:11:52.016	52.690	19.097	17.013	16.580	<b>(226) Erik STILLMANN</b>											
2	12:12:45.223	53.207	19.532	16.968	16.707	1	12:11:56.590	52.073	18.768	16.904	16.401						
3	12:13:36.918	51.695	18.681	16.577	16.437	2	12:12:48.473	51.883	18.612	16.887	16.384						
4	12:14:29.149	52.231	18.873	16.767	16.591	3	12:13:40.586	52.113	18.665	16.928	16.520						
5	12:15:21.491	52.342	18.812	16.857	16.673	4	12:14:32.932	52.346	18.775	17.109	16.462						
6	12:16:13.868	52.377	18.984	16.812	16.581	5	12:15:25.735	52.803	19.457	16.934	16.412						
7	12:17:06.383	52.515	18.908	16.992	16.615	6	12:16:17.870	52.135	18.690	16.968	16.477						
<b>(252) Juuso PYKALAINEN</b>																	
1	12:11:46.250	52.043	18.704	16.836	16.503	7	12:17:09.863	51.993	18.708	16.777	16.508						
2	12:12:38.127	51.877	18.454	16.872	16.551	<b>(302) Kevin MINIER</b>											
3	12:13:29.938	51.811	18.529	16.805	16.477	1	12:12:05.255	52.160	18.936	16.732	16.492						
4	12:14:22.395	52.457	18.612	16.933	16.912	2	12:12:57.146	51.891	18.828	16.636	16.427						
5	12:15:14.102	51.707	18.591	16.674	16.442	3	12:13:49.132	51.986	18.946	16.646	16.394						
6	12:16:06.538	52.436	18.681	17.041	16.714	4	12:14:41.239	52.107	18.950	16.709	16.448						
7	12:16:59.101	52.563	19.325	16.695	16.543	5	12:15:33.205	51.966	18.883	16.598	16.485						
8	12:17:50.974	51.873	18.684	16.679	16.510	6	12:16:25.212	52.007	18.823	16.637	16.547						
<b>(258) Mikkel JOHNSEN</b>																	
1	12:11:57.565	52.171	18.808	16.866	16.497	7	12:17:17.316	52.104	18.881	16.701	16.522						
2	12:12:49.850	52.285	18.982	16.768	16.535	<b>(246) Sabedin Berat TURKER</b>											
3	12:13:42.365	52.515	19.210	16.732	16.573	1	12:12:07.071	53.403	19.597	17.101	16.705						
4	12:14:34.116	51.751	18.613	16.711	16.427	2	12:12:59.272	52.201	18.780	16.750	16.671						
5	12:15:26.436	52.320	19.170	16.717	16.433	3	12:13:51.243	51.971	18.625	16.808	16.538						
6	12:16:19.399	52.963	19.660	16.843	16.460	4	12:14:43.369	52.126	18.759	16.842	16.525						
7	12:17:12.171	52.772	18.842	16.694	17.236	5	12:15:35.264	51.895	18.579	16.776	16.540						
<b>(240) Petr BEZEL</b>																	
1	12:12:00.590	51.925	18.765	16.695	16.465	6	12:16:27.437	52.173	18.883	16.784	16.506						
2	12:12:52.771	52.181	18.541	16.770	16.870	7	12:17:19.488	52.051	18.747	16.808	16.496						
3	12:13:44.658	51.887	18.618	16.802	16.467	<b>(214) Michael COOL</b>											
4	12:14:37.003	52.345	18.942	16.684	16.719	1	12:11:53.673	55.497	21.163	16.853	17.481						
5	12:15:28.858	51.855	18.736	16.667	16.452	2	12:12:47.887	54.214	20.506	17.198	16.510						
6	12:16:21.107	52.249	19.175	16.633	16.441	3	12:13:43.185	55.298	19.970	17.105	16.223						
7	12:17:12.869	51.762	18.679	16.640	16.443	4	12:14:42.730	59.545	24.526	17.857	17.162						
<b>(296) Josh HART</b>																	
1	12:12:18.380	53.004	19.840	16.748	16.416	5	12:15:34.905	52.175	18.802	16.765	16.608						
2	12:13:10.142	51.762	18.649	16.667	16.446	6	12:16:28.518	53.613	20.394	16.743	16.476						
3	12:14:02.928	52.786	18.801	16.676	17.309	7	12:17:20.423	51.905	18.701	16.731	16.473						
4	12:16:38.869	2:35.941	2:02.722	16.744	16.475	<b>(224) Aavo TALVAR</b>											
5	12:17:30.762	51.893	18.688	16.667	16.538	1	12:12:06.300	52.669	19.192	16.799	16.678						
<b>(288) Cecile MARTINI</b>																	
1	12:11:51.569	52.572	19.002	17.096	16.474	2	12:12:58.417	52.117	19.001	16.620	16.496						
2	12:12:45.476	53.907	20.208	17.107	16.592	3	12:13:50.436	52.019	18.933	16.661	16.425						
3	12:13:37.285	51.809	18.608	16.719	16.482	4	12:14:42.451	52.015	18.892	16.657	16.466						
4	12:14:29.601	52.316	18.827	16.865	16.624	5	12:15:34.776	52.325	18.885	16.739	16.701						
5	12:15:21.866	52.265	19.060	16.780	16.425	6	12:16:26.688	51.912	18.815	16.596	16.501						
6	12:16:14.402	52.536	18.792	16.736	17.008	7	12:17:18.778	52.090	18.964	16.587	16.539						
7	12:17:06.544	52.142	18.655	16.960	16.527	<b>(286) Lukasz BARTOSZUK</b>											
<b>(220) Mathias SMITH</b>																	
1	12:11:59.747	53.042	19.764	16.796	16.482	1	12:12:21.764	52.473	18.765	16.784	16.924						
<b>(242) Miroslav KOVAR</b>																	
1	12:12:01.468	51.967	18.791	16.704	16.472	2	12:13:13.927	52.163	18.899	16.809	16.455						
2	12:12:53.418	51.950	18.752	16.738	16.460	3	12:14:05.856	51.929	18.819	16.644	16.466						
3	12:13:45.364	51.946	18.847	16.666	16.433	4	12:14:57.904	52.048	18.814	16.702	16.532						
<b>(224) Miroslav KOVAR</b>																	
1	12:12:01.468	51.967	18.791	16.704	16.472	5	12:15:50.299	52.395	18.988	16.900	16.507						
2	12:12:53.418	51.950	18.752	16.738	16.460	6	12:16:43.697	53.398	18.886	16.789	17.723						
3	12:13:45.364	51.946	18.847	16.666	16.433	<b>(242) Miroslav KOVAR</b>											

Timekeeping Ingrid and Meik Wagner:

Clerk of the course Nigel Edwards:

[www.mylaps.com](http://www.mylaps.com)

Steward (Chairman) Horst Seidel:

Chief Scrutineer Paul Klaassen:

Licensed to: Motorsport Events

Printed: 11.05.2012 12:19:12

posted at:

h



# Rotax Euro Challenge 2012 Wackersdorf

Rotax Seniors

Wackersdorf 1,275 Km

Non Qualifying Practice 1 Even Numbers

11.05.2012 12:10

Practice (7:00 Time) started at 12:10:15

Lap	Time of Day	Lap Tm	S1 Tm	S2 Tm	S3 Tm
4	12:14:38.021	52.657	18.957	17.116	16.584
5	12:15:30.117	52.096	18.938	16.749	<b>16.409</b>
6	12:16:23.077	52.960	19.046	17.029	16.885
7	12:17:15.619	52.542	19.183	16.795	16.564

**(244) Eva BENES**

1	12:12:08.654	52.661	19.354	16.807	16.500
2	12:13:00.738	52.084	18.825	16.743	16.516
3	12:13:53.145	52.407	19.221	16.733	16.453
4	12:14:46.033	52.888	19.457	16.919	16.512
5	12:15:38.007	51.974	18.775	16.723	16.476
6	12:16:29.972	51.965	18.845	<b>16.660</b>	16.460
7	12:17:21.919	<b>51.947</b>	<b>18.764</b>	16.757	<b>16.426</b>

**(232) James SINGLETON**

1	12:11:51.421	52.979	19.254	17.230	16.495
2	12:12:44.446	53.025	19.546	16.767	16.712
3	12:13:36.394	<b>51.948</b>	18.837	16.663	<b>16.448</b>
4	12:14:29.547	53.153	19.512	16.826	16.815
5	12:15:21.562	52.015	18.858	<b>16.635</b>	16.522
6	12:16:13.555	51.993	<b>18.710</b>	16.656	16.627
7	12:17:05.783	52.228	18.915	16.744	16.569

**(262) Alex ENGBLOM**

1	12:12:18.840	53.017	19.768	16.757	<b>16.492</b>
2	12:13:10.810	<b>51.970</b>	<b>18.728</b>	<b>16.710</b>	16.532
3	12:14:02.891	52.081	18.770	16.802	16.509

**(278) Barrie PULLINGER**

1	12:11:59.988	52.125	18.841	16.826	16.458
2	12:12:52.635	52.647	<b>18.579</b>	17.458	16.610
3	12:13:44.881	52.246	19.088	<b>16.716</b>	<b>16.442</b>
4	12:14:37.546	52.665	19.120	16.846	16.699
5	12:15:29.889	52.343	19.117	16.767	16.459
6	12:16:22.123	52.234	19.026	16.747	16.461
7	12:17:14.150	<b>52.027</b>	18.722	16.788	16.517

**(248) Artem KOROLEV**

1	12:12:13.645	52.240	19.135	<b>16.638</b>	16.467
2	12:13:05.711	<b>52.066</b>	<b>18.686</b>	16.838	16.542
3	12:13:58.022	52.311	19.161	16.722	<b>16.428</b>
4	12:14:50.851	52.829	18.695	17.484	16.650
5	12:15:43.093	52.242	18.975	16.725	16.542
6	12:16:36.742	53.649	19.373	16.932	17.344

**(306) Kevin KEMMLING**

1	12:12:08.119	52.342	18.935	16.885	16.522
2	12:13:00.216	<b>52.097</b>	<b>18.295</b>	17.258	16.544
3	12:13:53.012	52.796	19.553	<b>16.717</b>	16.526
4	12:14:45.573	52.561	19.116	16.892	16.553
5	12:15:37.854	52.281	18.915	16.869	<b>16.497</b>
6	12:16:30.600	52.746	19.268	16.732	16.746
7	12:17:23.865	53.265	19.206	16.809	17.250

**(304) Oliver NORRIS**

1	12:11:59.606	52.321	19.057	16.723	16.541
2	12:12:51.756	52.150	<b>18.636</b>	16.994	16.520
3	12:13:43.862	<b>52.106</b>	18.967	<b>16.620</b>	16.519
4	12:14:37.623	53.761	19.286	16.839	17.636
5	12:15:30.560	52.937	19.496	16.865	16.576
6	12:16:23.218	52.658	19.038	16.755	16.865
7	12:17:15.970	52.752	19.342	16.777	16.633

**(284) Oliver MYERS**

1	12:11:57.042	53.182	19.660	16.921	<b>16.601</b>
2	12:12:50.928	53.886	19.113	17.346	17.427
3	12:13:43.562	<b>52.634</b>	<b>18.914</b>	16.850	16.870
4	12:14:37.964	54.402	19.385	17.048	17.969
5	12:16:39.838	2:01.874	1:28.172	16.995	16.707
6	12:17:33.191	53.353	19.242	<b>16.801</b>	17.310



# Rotax Euro Challenge 2012 Wackersdorf

Rotax Seniors

Wackersdorf 1,275 Km

Non Qualifying Practice 2 Odd Numbers

11.05.2012 14:00

Practice (7:00 Time) started at 14:00:01

Pos	No.	Name	Nat.	Chassis	Race Team	Laps	Best Tm	Diff	Gap In Lap	km/h
1	203	Edward BRAND	GBR	Formula K	Formula K Europe	7	50.907			6 90,164
2	293	Sandor JAKAB	SVK	Birel	Kalman Motorsport	7	51.161	0.254	0.254	2 89,717
3	207	Ferenc KANCSAR	AUT	Birel	Kalman Motorsport	7	51.168	0.261	0.007	4 89,705
4	221	Jesse LAZARE	CAN	Formula K	Chapman Racing/Protrain	6	51.179	0.272	0.011	3 89,685
5	299	Philip MORIN	SWE	Alonso	Dan Holland Racing	7	51.194	0.287	0.015	2 89,659
6	223	Jacob NIELSEN	DEN	Kosmic	Star Karting	7	51.200	0.293	0.006	3 89,648
7	271	Christopher FRIEDRICH	GER	Praga	M-Tec/Praga Racing	7	51.211	0.304	0.011	3 89,629
8	211	Shaun SLAVIN	GBR	Formula K	Formula K Europe	7	51.212	0.305	0.001	3 89,627
9	205	Sean BABINGTON	GBR	Alonso	Dan Holland Racing	7	51.257	0.350	0.045	5 89,549
10	261	Stephane KOX	NED	Formula K	Formula K Europe	7	51.314	0.407	0.057	5 89,449
11	269	John FRIBERG	SWE	Tonykart	Soda Kart	7	51.324	0.417	0.010	6 89,432
12	213	Thomas BENISRI	FRA	Sodikart	Win Max	7	51.375	0.468	0.051	3 89,343
13	219	Andreas BACKMAN	SWE	Tonykart	Strawberry Racing	7	51.425	0.518	0.050	4 89,256
14	217	Glen VAN DROOGENBROE	BEL	Tonykart	Bouvin Power	6	51.470	0.563	0.045	4 89,178
15	255	Moritz OBERHEIM	GER	LH Kart	Matis Motorsport	7	51.482	0.575	0.012	3 89,157
16	303	Giorgio MAGGI	SUI	Tonykart	Blacky Racing	7	51.577	0.670	0.095	7 88,993
17	263	Henry EASTHOPE	GBR	Sodikart	Sodikart Junior Team	7	51.637	0.730	0.060	4 88,890
18	259	Nicolas PICOT	FRA	Sodikart	Kart Pro Racing	7	51.679	0.772	0.042	4 88,818
19	241	Pierre AUVRAY	FRA	FA Kart	DSS Kart	7	51.688	0.781	0.009	7 88,802
20	237	Sten Dorian PIIRIMAGI	EST	Tonykart	Aix Racing Team	7	51.711	0.804	0.023	7 88,763
21	225	Jeremie LESOUDIER	FRA	Kosmic	PKS	7	51.711	0.804		6 88,763
22	227	Matija JURKOVIC	SLO	Formula K	MLM Racing KK	7	51.742	0.835	0.031	6 88,709
23	245	Hubert PETIT	FRA	Sodikart	Sodikart Junior Team	7	51.779	0.872	0.037	2 88,646
24	301	Jonathan JOHANSSON	SWE	Gillard	PDB Racing Team	7	51.788	0.881	0.009	2 88,631
25	243	Glenn VAN PARIJS	BEL	Zanardi	Raw Racing Team	7	51.827	0.920	0.039	2 88,564
26	267	Max RENBERG	SWE	Tonykart	Soda Kart	7	51.891	0.984	0.064	4 88,455
27	257	Ebba GRANDIN	SWE	Kosmic	Soda Kart	7	51.895	0.988	0.004	3 88,448
28	275	Benjamin KARLOG	DEN	Tonykart	RS Competition	7	52.005	1.098	0.110	6 88,261
29	279	Juuso KAUKELIN	FIN	Tonykart	JTL Racing	7	52.134	1.227	0.129	6 88,042
30	233	Manon CHAVAGNE	NED	Topkart	Slangen Karting	7	52.148	1.241	0.014	6 88,019
31	283	Marco FORRER	SUI	Mach 1	Kartteam Meier	7	52.494	1.587	0.346	6 87,439





# Rotax Euro Challenge 2012 Wackersdorf

Rotax Seniors

Wackersdorf 1,275 Km

Non Qualifying Practice 2 Odd Numbers

11.05.2012 14:00

Practice (7:00 Time) started at 14:00:01

Lap	Time of Day	Lap Tm	S1 Tm	S2 Tm	S3 Tm
<b>(203) Edward BRAND</b>					
1	14:02:25.803	51.376	18.399	16.704	16.273
2	14:03:16.959	51.156	<b>18.272</b>	16.632	16.252
3	14:04:08.139	51.180	18.294	16.469	16.417
4	14:04:59.761	51.622	18.652	16.655	16.315
5	14:05:50.942	51.181	18.383	16.526	16.272
6	14:06:41.849	<b>50.907</b>	18.301	<b>16.423</b>	<b>16.183</b>
7	14:07:33.977	52.128	18.616	16.566	16.946
<b>(293) Sandor JAKAB</b>					
1	14:02:26.241	51.604	18.538	16.626	16.440
2	14:03:17.402	<b>51.161</b>	<b>18.322</b>	16.568	<b>16.271</b>
3	14:04:08.893	51.491	18.411	16.691	16.389
4	14:05:00.849	51.956	18.947	<b>16.560</b>	16.449
5	14:05:52.330	51.481	18.419	16.675	16.387
6	14:06:44.010	51.680	18.700	16.587	16.393
7	14:07:35.531	51.521	18.543	16.579	16.399
<b>(207) Ferenc KANCASAR</b>					
1	14:02:38.633	51.598	18.606	16.607	16.385
2	14:03:29.982	51.349	18.496	16.499	16.354
3	14:04:21.289	51.307	18.529	<b>16.419</b>	16.359
4	14:05:12.457	<b>51.168</b>	<b>18.356</b>	16.484	<b>16.328</b>
5	14:06:03.792	51.335	18.391	16.542	16.402
6	14:06:55.344	51.552	18.562	16.539	16.451
7	14:07:49.280	53.936	18.420	16.538	18.978
<b>(221) Jesse LAZARE</b>					
1	14:03:28.165	52.779	18.999	16.902	16.878
2	14:04:19.891	51.726	18.396	16.803	16.527
3	14:05:11.070	<b>51.179</b>	18.376	16.526	<b>16.277</b>
4	14:06:02.350	51.280	<b>18.337</b>	<b>16.515</b>	16.428
5	14:06:54.542	52.192	18.670	16.889	16.633
6	14:07:45.877	51.335	18.385	16.571	16.379
<b>(299) Philip MORIN</b>					
1	14:02:27.430	51.441	18.509	16.579	16.353
2	14:03:18.624	<b>51.194</b>	18.493	<b>16.401</b>	16.300
3	14:04:10.070	51.446	18.591	16.561	<b>16.294</b>
4	14:05:01.627	51.557	18.399	16.741	16.417
5	14:05:52.876	51.249	<b>18.362</b>	16.484	16.403
6	14:06:44.633	51.757	18.727	16.640	16.390
7	14:07:36.120	51.487	18.545	16.474	16.468
<b>(223) Jacob NIELSEN</b>					
1	14:02:33.067	52.002	18.871	16.717	16.414
2	14:03:24.307	51.240	18.381	16.558	16.301
3	14:04:15.507	<b>51.200</b>	18.402	<b>16.508</b>	<b>16.290</b>
4	14:05:06.969	51.462	18.344	16.761	16.357
5	14:05:58.314	51.345	<b>18.327</b>	16.587	16.431
6	14:06:49.765	51.451	18.634	16.516	16.301
7	14:07:42.227	52.462	18.849	17.066	16.547
<b>(271) Christopher FRIEDRICH</b>					
1	14:02:35.746	51.915	18.827	16.754	16.334
2	14:03:26.985	51.239	18.415	16.473	16.351
3	14:04:18.196	<b>51.211</b>	18.542	<b>16.440</b>	<b>16.297</b>
4	14:05:09.481	51.285	<b>18.406</b>	16.510	16.369
5	14:06:00.900	51.419	18.532	16.596	16.291
6	14:06:52.171	51.271	18.517	16.469	16.285
7	14:07:44.430	52.259	18.561	16.523	17.175
<b>(211) Shaun SLAVIN</b>					
1	14:02:35.206	51.927	18.714	16.693	16.520
2	14:03:26.508	51.302	<b>18.440</b>	16.538	16.324
3	14:04:17.720	<b>51.212</b>	18.478	16.437	16.297
4	14:05:09.082	51.362	18.552	16.528	<b>16.282</b>
5	14:06:00.432	51.350	18.610	16.435	16.305
6	14:06:51.711	51.279	18.543	<b>16.429</b>	16.307
7	14:07:43.087	51.376	18.528	16.500	16.348
<b>(205) Sean BABINGTON</b>					

Lap	Time of Day	Lap Tm	S1 Tm	S2 Tm	S3 Tm
1	14:02:32.528	52.079	18.753	16.864	16.462
2	14:03:23.935	51.407	18.552	16.523	16.332
3	14:04:15.262	51.327	18.475	<b>16.505</b>	16.347
4	14:05:06.628	51.366	18.474	16.530	16.362
5	14:05:57.885	<b>51.257</b>	<b>18.329</b>	16.543	16.385
6	14:06:49.339	51.454	18.614	16.582	<b>16.258</b>
7	14:07:41.313	51.974	18.832	16.685	16.457
<b>(261) Stephane KOX</b>					
1	14:02:36.285	52.249	19.176	16.671	16.402
2	14:03:27.963	51.678	18.477	16.713	16.488
3	14:04:19.356	51.393	18.439	16.582	16.372
4	14:05:10.713	51.357	<b>18.360</b>	16.575	16.422
5	14:06:02.027	<b>51.314</b>	18.471	<b>16.501</b>	<b>16.342</b>
6	14:06:53.826	51.799	18.789	16.639	16.371
7	14:07:45.435	51.609	18.461	16.642	16.506
<b>(269) John FRIBERG</b>					
1	14:02:28.660	51.558	18.451	16.691	16.416
2	14:03:20.276	51.616	18.588	16.626	16.402
3	14:04:11.630	51.354	18.460	<b>16.465</b>	16.429
4	14:05:03.045	51.415	<b>18.387</b>	16.634	16.394
5	14:05:55.320	52.275	19.310	16.597	16.368
6	14:06:46.644	<b>51.324</b>	18.428	16.589	<b>16.307</b>
7	14:07:39.258	52.614	18.607	16.685	17.322
<b>(213) Thomas BENISRI</b>					
1	14:02:28.309	51.662	<b>18.483</b>	16.712	16.467
2	14:03:19.702	51.393	18.600	<b>16.474</b>	<b>16.319</b>
3	14:04:11.077	<b>51.375</b>	18.556	16.496	16.323
4	14:05:02.685	51.608	18.504	16.518	16.586
5	14:05:54.173	51.488	18.556	16.546	16.386
6	14:06:46.366	52.193	18.767	17.023	16.403
7	14:07:39.559	53.193	19.060	16.644	17.489
<b>(219) Andreas BACKMAN</b>					
1	14:02:19.511	1:01.999	23.301	21.804	16.894
2	14:03:11.387	51.876	18.679	16.850	16.347
3	14:04:03.430	52.043	18.739	16.869	16.435
4	14:04:54.855	<b>51.425</b>	<b>18.466</b>	<b>16.638</b>	<b>16.321</b>
5	14:05:47.042	52.187	18.712	17.141	16.334
6	14:06:38.850	51.808	18.644	16.749	16.415
7	14:07:30.655	51.805	18.768	16.657	16.380
<b>(217) Glen VAN DROOGENBROECK</b>					
1	14:02:50.948	51.748	18.584	16.910	<b>16.254</b>
2	14:03:42.630	51.682	18.613	16.693	16.376
3	14:04:34.281	51.651	18.637	16.715	16.299
4	14:05:25.751	<b>51.470</b>	<b>18.477</b>	16.608	16.385
5	14:06:17.234	51.483	18.566	<b>16.551</b>	16.366
6	14:07:08.797	51.563	18.653	16.570	16.340
<b>(255) Moritz OBERHEIM</b>					
1	14:02:33.572	52.160	19.102	16.637	16.421
2	14:03:25.059	51.487	18.676	16.479	<b>16.332</b>
3	14:04:16.541	<b>51.482</b>	18.663	<b>16.458</b>	16.361
4	14:05:08.676	52.135	18.726	16.521	16.888
5	14:06:01.414	52.738	19.596	16.617	16.525
6	14:06:54.921	53.507	19.555	16.737	17.215
7	14:07:46.624	51.703	<b>18.651</b>	16.550	16.502
<b>(303) Giorgio MAGGI</b>					
1	14:02:25.087	52.221	18.885	16.951	16.385
2	14:03:16.709	51.622	18.657	<b>16.584</b>	16.381
3	14:04:08.553	51.844	18.792	16.720	<b>16.332</b>
4	14:05:01.083	52.530	18.987	16.709	16.834
5	14:05:53.014	51.931	<b>18.400</b>	16.823	16.708
6	14:06:45.106	52.092	18.958	16.742	16.392
7	14:07:36.683	<b>51.577</b>	18.609	16.600	16.368
<b>(263) Henry EASTHOPE</b>					
1	14:02:18.556	52.648	19.156	16.825	16.667
2	14:03:10.800	52.244	18.938	16.755	16.551



Rotax Euro Challenge 2012 Wackersdorf

Rotax Seniors

Wackersdorf 1,275 Km

Non Qualifying Practice 2 Odd Numbers

11.05.2012 14:00

Practice (7:00 Time) started at 14:00:01

Lap	Time of Day	Lap Tm	S1 Tm	S2 Tm	S3 Tm	Lap	Time of Day	Lap Tm	S1 Tm	S2 Tm	S3 Tm
3	14:04:03.040	52.240	19.199	16.667	16.374	4	14:05:04.546	52.070	18.892	16.721	16.457
4	14:04:54.677	<b>51.637</b>	<b>18.701</b>	<b>16.582</b>	<b>16.354</b>	5	14:05:56.789	52.243	18.842	16.833	16.568
5	14:05:46.699	52.022	18.783	16.819	16.420	6	14:06:49.140	52.351	18.828	16.687	16.836
6	14:06:38.640	51.941	18.881	16.656	16.404	7	14:07:43.014	53.874	19.270	16.960	17.644
7	14:07:31.894	53.254	19.948	16.712	16.594						

(259) Nicolas PICOT

1	14:02:18.979	52.539	18.859	16.873	16.807
2	14:03:10.975	51.996	<b>18.670</b>	16.892	16.434
3	14:04:02.737	51.762	18.732	<b>16.581</b>	16.449
4	14:04:54.416	<b>51.679</b>	18.674	16.608	16.397
5	14:05:47.284	52.868	18.761	17.683	16.424
6	14:06:39.386	52.102	18.941	16.774	<b>16.387</b>
7	14:07:31.976	52.590	18.861	16.790	16.939

(267) Max RENBERG

1	14:01:58.063	52.531	19.036	16.872	16.623
2	14:02:50.315	52.252	18.870	16.770	16.612
3	14:03:42.825	52.510	18.937	16.714	16.859
4	14:04:34.716	<b>51.891</b>	<b>18.758</b>	<b>16.650</b>	<b>16.483</b>
5	14:05:27.971	53.255	19.577	17.182	16.496
6	14:06:20.256	52.285	18.784	16.929	16.572
7	14:07:12.286	52.030	18.813	16.675	16.542

(241) Pierre AUVRAY

1	14:02:18.344	59.405	21.437	20.506	17.462
2	14:03:10.324	51.980	18.836	16.743	16.401
3	14:04:02.239	51.915	18.762	16.640	16.513
4	14:04:53.972	51.733	18.655	<b>16.639</b>	16.439
5	14:05:45.919	51.947	18.787	16.754	16.406
6	14:06:37.696	51.777	18.719	16.653	16.405
7	14:07:29.384	<b>51.688</b>	<b>18.608</b>	16.700	<b>16.380</b>

(257) Ebba GRANDIN

1	14:01:54.446	52.525	18.949	17.023	16.553
2	14:02:46.729	52.283	18.801	16.848	16.614
3	14:03:38.624	<b>51.895</b>	18.890	<b>16.567</b>	<b>16.438</b>
4	14:04:30.646	52.022	18.897	16.666	16.459
5	14:05:22.843	52.197	<b>18.630</b>	16.709	16.858
6	14:06:14.867	52.024	18.735	16.844	16.445
7	14:07:07.698	52.831	19.523	16.800	16.508

(237) Sten Dorian PIIRIMAGI

1	14:02:23.851	52.209	18.968	16.820	16.421
2	14:03:15.688	51.837	18.833	<b>16.619</b>	16.385
3	14:04:07.598	51.910	18.789	16.686	16.435
4	14:05:00.171	52.573	19.354	16.725	16.494
5	14:05:52.092	51.921	<b>18.683</b>	16.744	16.494
6	14:06:47.349	55.257	20.719	17.988	16.550
7	14:07:39.060	<b>51.711</b>	18.695	16.663	<b>16.353</b>

(275) Benjamin KARLOG

1	14:01:51.620	52.624	19.065	16.922	16.637
2	14:02:44.647	53.027	19.481	16.933	16.613
3	14:03:36.985	52.338	19.019	16.770	16.549
4	14:04:30.117	53.132	19.775	16.827	16.530
5	14:05:23.092	52.975	18.930	16.810	17.235
6	14:06:15.097	<b>52.005</b>	<b>18.737</b>	16.787	<b>16.481</b>
7	14:07:07.528	52.431	19.172	<b>16.709</b>	16.550

(225) Jeremie LESOUDIER

1	14:02:21.728	52.331	18.977	16.782	16.572
2	14:03:13.694	51.966	18.721	16.671	16.574
3	14:04:05.873	52.179	18.898	16.740	16.541
4	14:04:57.850	51.977	18.780	16.735	16.462
5	14:05:49.737	51.887	18.767	<b>16.654</b>	16.466
6	14:06:41.448	<b>51.711</b>	<b>18.648</b>	16.685	<b>16.378</b>
7	14:07:33.884	52.436	19.171	16.794	16.471

(279) Juuso KAUKELIN

1	14:01:51.919	53.008	19.279	17.084	16.645
2	14:02:44.840	52.921	19.006	17.221	16.694
3	14:03:37.269	52.429	19.145	16.746	16.538
4	14:04:31.204	53.935	20.701	<b>16.725</b>	<b>16.509</b>
5	14:05:23.391	52.187	18.721	16.758	16.708
6	14:06:15.525	<b>52.134</b>	<b>18.715</b>	16.849	16.570
7	14:07:10.179	54.654	19.177	16.959	18.518

(227) Matija JURKOVIC

1	14:02:17.919	52.680	19.108	16.971	16.601
2	14:03:10.103	52.184	18.958	16.713	16.513
3	14:04:02.432	52.329	18.751	16.985	16.593
4	14:04:57.511	55.079	21.781	16.816	16.482
5	14:05:49.357	51.846	18.824	16.619	16.403
6	14:06:41.099	<b>51.742</b>	<b>18.737</b>	16.626	16.379
7	14:07:32.920	51.821	18.866	<b>16.612</b>	<b>16.343</b>

(233) Manon CHAVAGNE

1	14:02:02.031	53.090	19.406	16.922	16.762
2	14:02:54.332	52.301	18.972	16.741	16.588
3	14:03:46.731	52.399	19.072	16.784	<b>16.543</b>
4	14:04:39.149	52.418	19.018	16.819	16.581
5	14:05:31.509	52.360	18.986	16.755	16.619
6	14:06:23.657	<b>52.148</b>	<b>18.906</b>	<b>16.688</b>	16.554
7	14:07:17.209	53.552	18.968	16.757	17.827

(245) Hubert PETIT

1	14:02:29.189	52.254	19.135	16.692	16.427
2	14:03:20.968	<b>51.779</b>	18.819	<b>16.525</b>	16.435
3	14:04:12.868	51.900	18.852	16.574	16.474
4	14:05:05.306	52.438	<b>18.761</b>	17.164	16.513
5	14:05:57.433	52.127	18.891	16.755	16.481
6	14:06:50.310	52.877	19.793	16.666	<b>16.418</b>
7	14:07:42.759	52.449	18.939	16.941	16.569

(283) Marco FORRER

1	14:02:22.628	52.979	19.099	17.054	16.826
2	14:03:15.154	52.526	19.065	<b>16.810</b>	16.651
3	14:04:08.031	52.877	19.109	17.042	16.726
4	14:05:02.590	54.559	20.140	17.191	17.228
5	14:05:56.427	53.837	20.280	16.915	<b>16.642</b>
6	14:06:48.921	<b>52.494</b>	<b>18.875</b>	16.827	16.792
7	14:07:43.246	54.325	20.039	17.406	16.880

(301) Jonathan JOHANSSON

1	14:02:24.362	52.038	18.911	16.669	16.458
2	14:03:16.150	<b>51.788</b>	18.770	<b>16.604</b>	<b>16.414</b>
3	14:04:08.101	51.951	18.652	16.776	16.523
4	14:05:00.567	52.466	19.064	16.872	16.530
5	14:05:52.644	52.077	<b>18.534</b>	16.642	16.901
6	14:06:45.019	52.375	19.182	16.706	16.487
7	14:07:37.969	52.950	18.971	16.735	17.244

(243) Glenn VAN PARIJS

1	14:02:28.734	52.437	<b>18.676</b>	16.716	17.045
2	14:03:20.561	<b>51.827</b>	18.747	<b>16.681</b>	<b>16.399</b>
3	14:04:12.476	51.915	18.758	16.741	16.416

Timekeeping Ingrid and Meik Wagner:



Clerk of the course Nigel Edwards:

Steward (Chairman) Horst Seidel:

Chief Scrutineer Paul Klaassen:

Licensed to: Motorsport Events



# Rotax Euro Challenge 2012 Wackersdorf

Rotax Seniors

Wackersdorf 1,275 Km

Non Qualifying Practice 2 Even Numbers

11.05.2012 14:10

Practice (7:00 Time) started at 14:10:01

Pos	No.	Name	Nat.	Chassis	Race Team	Laps	Best Tm	Diff	Gap In Lap	km/h	
1	294	Makino TADASUKE	JPN	Birel	Kalman Motorsport	8	51.076		3	89,866	
2	254	Harrison SCOTT	GBR	Tonykart	Strawberry Racing	7	51.101	0.025	0.025	3	89,822
3	208	Charlie EASTWOOD	IRL	Formula K	Protrain Racing	7	51.101	0.025		5	89,822
4	222	Pierce LEHANE	AUS	Alonso	Dan Holland Racing	7	51.157	0.081	0.056	3	89,724
5	268	Francisco MORA	POR	FA	Cabo do Mundo Kartteam	6	51.177	0.101	0.020	3	89,689
6	214	Michael COOL	BEL	Tonykart	Bouvin Power	7	51.190	0.114	0.013	5	89,666
7	216	Bryan EERDEN	NED	Gillard	PDB Racing Team	7	51.204	0.128	0.014	3	89,641
8	296	Josh HART	NZE	Birel	Kalman Motorsport	6	51.206	0.130	0.002	2	89,638
9	260	Bas de LAAT	NED	Gillard	PDB Racing Team	7	51.215	0.139	0.009	3	89,622
10	250	Ludvig MORIN	SWE	Kosmic	Paul Carr Racing	7	51.220	0.144	0.005	6	89,613
11	212	Jiri FORMAN	GBR	MS Kart	MS Kart Racing Team	7	51.225	0.149	0.005	7	89,605
12	236	Andy KING	GBR	Tonykart	Strawberry Racing	5	51.276	0.200	0.051	2	89,516
13	290	Ukyo SASAHARA	JPN	DR	VPDR	6	51.279	0.203	0.003	4	89,510
14	220	Mathias SMITH	DEN	Kosmic	Star Karting	7	51.348	0.272	0.069	3	89,390
15	238	Alexandre FINKELSTEIN	FRA	Tonykart	MD Competition	7	51.368	0.292	0.020	5	89,355
16	234	Ash HAND	GBR	Tonykart	Strawberry Racing	7	51.369	0.293	0.001	5	89,354
17	270	Santeri VARIS	FIN	Tonykart	JTL Racing	8	51.383	0.307	0.014	7	89,329
18	240	Petr BEZEL	CZE	MS Kart	MS Kart Racing Team	7	51.402	0.326	0.019	3	89,296
19	272	Jules COUSIN	FRA	FA Kart	DSS Kart	7	51.415	0.339	0.013	3	89,274
20	226	Erik STILLMANN	SWE	Sodikart	Wallberg Motorsport	7	51.454	0.378	0.039	3	89,206
21	258	Mikkel JOHNSEN	DEN	Intrepid	DMT Racing	7	51.465	0.389	0.011	5	89,187
22	244	Eva BENES	FRA	Kosmic	PKS	8	51.488	0.412	0.023	7	89,147
23	230	Charlie TURNER	GBR	CRG	Coles Racing	7	51.514	0.438	0.026	3	89,102
24	224	Aavo TALVAR	EST	Intrepid	Talvar Racing	8	51.516	0.440	0.002	5	89,099
25	262	Alex ENGBLOM	SWE	Tonykart	Soda Kart	7	51.559	0.483	0.043	4	89,024
26	278	Barrie PULLINGER	GBR	Alonso	Dan Holland Racing	7	51.622	0.546	0.063	7	88,916
27	286	Lukasz BARTOSZUK	POL	Praga	Uniq Racing	7	51.628	0.552	0.006	3	88,905
28	252	Juuso PYKALAINEN	FIN	Tonykart	MPT Racing	7	51.632	0.556	0.004	6	88,898
29	304	Oliver NORRIS	GBR	Tonykart	RL Racing Dept Ltd	7	51.686	0.610	0.054	5	88,805
30	300	Joel AFFOLTER	NED	Gillard	PDB Racing Team	7	51.692	0.616	0.006	5	88,795
31	284	Oliver MYERS	GBR	Tonykart	Coles Racing	7	51.709	0.633	0.017	6	88,766
32	246	Sabedin Berat TURKER	TUR	Formula K	Protrain Racing	7	51.713	0.637	0.004	4	88,759
33	302	Kevin MINIER	FRA	Tonykart	MD Competition	7	51.771	0.695	0.058	2	88,660
34	266	Petr FULIN	CZE	MS Kart	MS Kart Racing Team	7	51.783	0.707	0.012	5	88,639
35	280	Brandon NILSSON	SWE	Exprit	Brandon Racing	8	51.799	0.723	0.016	6	88,612
36	218	Nicolai NIELSEN	DEN	TBA	Star Karting	7	51.853	0.777	0.054	2	88,519
37	242	Miroslav KOVAR	CZE	MS Kart	MS Kart Racing Team	7	51.908	0.832	0.055	6	88,426
38	232	James SINGLETON	GBR	CRG	Coles Racing	7	51.989	0.913	0.081	2	88,288
39	288	Cecile MARTINI	FRA	Sodikart	Martini Racing	7	52.017	0.941	0.028	3	88,240
40	248	Artem KOROLEV	CAN	Intrepid	Team TKP	7	52.031	0.955	0.014	7	88,217
41	306	Kevin KEMMLING	GER	Formula K	Kartschmie.de	7	52.040	0.964	0.009	7	88,201



# Rotax Euro Challenge 2012 Wackersdorf

Rotax Seniors

Wackersdorf 1,275 Km

Non Qualifying Practice 2 Odd Numbers

11.05.2012 14:00

Practice (7:00 Time) started at 14:00:00

Lap	Time of Day	Lap Tm	S1 Tm	S2 Tm	S3 Tm	Lap	Time of Day	Lap Tm	S1 Tm	S2 Tm	S3 Tm
<b>(203) Edward BRAND</b>						<b>(261) Stephane KOX</b>					
1	14:02:25.803	51.376	18.399	16.704	16.273	1	14:02:32.528	52.079	18.753	16.864	16.462
2	14:03:16.959	51.156	<b>18.272</b>	16.632	16.252	2	14:03:23.935	51.407	18.552	16.523	16.332
3	14:04:08.139	51.180	18.294	16.469	16.417	3	14:04:15.262	51.327	18.475	<b>16.505</b>	16.347
4	14:04:59.761	51.622	18.652	16.655	16.315	4	14:05:06.628	51.366	18.474	16.530	16.362
5	14:05:50.942	51.181	18.383	16.526	16.272	5	14:05:57.885	<b>51.257</b>	<b>18.329</b>	16.543	16.385
6	14:06:41.849	<b>50.907</b>	18.301	<b>16.423</b>	<b>16.183</b>	6	14:06:49.339	51.454	18.614	16.582	<b>16.258</b>
7	14:07:33.977	52.128	18.616	16.566	16.946	7	14:07:41.313	51.974	18.832	16.685	16.457
<b>(293) Sandor JAKAB</b>						<b>(269) John FRIBERG</b>					
1	14:02:26.241	51.604	18.538	16.626	16.440	1	14:02:36.285	52.249	19.176	16.671	16.402
2	14:03:17.402	<b>51.161</b>	<b>18.322</b>	16.568	<b>16.271</b>	2	14:03:27.963	51.678	18.477	16.713	16.488
3	14:04:08.893	51.491	18.411	16.691	16.389	3	14:04:19.356	51.393	18.439	16.582	16.372
4	14:05:00.849	51.956	18.947	<b>16.560</b>	16.449	4	14:05:10.713	51.357	<b>18.360</b>	16.575	16.422
5	14:05:52.330	51.481	18.419	16.675	16.387	5	14:06:02.027	<b>51.314</b>	18.471	<b>16.501</b>	<b>16.342</b>
6	14:06:44.010	51.680	18.700	16.587	16.393	6	14:06:53.826	51.799	18.789	16.639	16.371
7	14:07:35.531	51.521	18.543	16.579	16.399	7	14:07:45.435	51.609	18.461	16.642	16.506
<b>(207) Ferenc KANCSAR</b>						<b>(213) Thomas BENISRI</b>					
1	14:02:38.633	51.598	18.606	16.607	16.385	1	14:02:28.660	51.558	18.451	16.691	16.416
2	14:03:29.982	51.349	18.496	16.499	16.354	2	14:03:20.276	51.616	18.588	16.626	16.402
3	14:04:21.289	51.307	18.529	<b>16.419</b>	16.359	3	14:04:11.630	51.354	18.460	<b>16.465</b>	16.429
4	14:05:12.457	<b>51.168</b>	<b>18.356</b>	16.484	<b>16.328</b>	4	14:05:03.045	51.415	<b>18.387</b>	16.634	16.394
5	14:06:03.792	51.335	18.391	16.542	16.402	5	14:05:55.320	52.275	19.310	16.597	16.368
6	14:06:55.344	51.552	18.562	16.539	16.451	6	14:06:46.644	<b>51.324</b>	18.428	16.589	<b>16.307</b>
7	14:07:49.280	53.936	18.420	16.538	18.978	7	14:07:39.258	52.614	18.607	16.685	17.322
<b>(221) Jesse LAZARE</b>						<b>(219) Andreas BACKMAN</b>					
1	14:03:28.165	52.779	18.999	16.902	16.878	1	14:02:28.309	51.662	<b>18.483</b>	16.712	16.467
2	14:04:19.891	51.726	18.396	16.803	16.527	2	14:03:19.702	51.393	18.600	<b>16.474</b>	<b>16.319</b>
3	14:05:11.070	<b>51.179</b>	18.376	16.526	<b>16.277</b>	3	14:04:11.077	<b>51.375</b>	18.556	16.496	16.323
4	14:06:02.350	51.280	<b>18.337</b>	<b>16.515</b>	16.428	4	14:05:02.685	51.608	18.504	16.518	16.586
5	14:06:54.542	52.192	18.670	16.889	16.633	5	14:05:54.173	51.488	18.556	16.546	16.386
6	14:07:45.877	51.335	18.385	16.571	16.379	6	14:06:46.366	52.193	18.767	17.023	16.403
<b>(299) Philip MORIN</b>						<b>(217) Glen VAN DROOGENBROECK</b>					
1	14:02:27.430	51.441	18.509	16.579	16.353	1	14:02:19.511	1:01.999	23.301	21.804	16.894
2	14:03:18.624	<b>51.194</b>	18.493	<b>16.401</b>	16.300	2	14:03:11.387	51.876	18.679	16.850	16.347
3	14:04:10.070	51.446	18.591	16.561	<b>16.294</b>	3	14:04:03.430	52.043	18.739	16.869	16.435
4	14:05:01.627	51.557	18.399	16.741	16.417	4	14:04:54.855	<b>51.425</b>	<b>18.466</b>	<b>16.638</b>	<b>16.321</b>
5	14:05:52.876	51.249	<b>18.362</b>	16.484	16.403	5	14:05:47.042	52.187	18.712	17.141	16.334
6	14:06:44.633	51.757	18.727	16.640	16.390	6	14:06:38.850	51.808	18.644	16.749	16.415
7	14:07:36.120	51.487	18.545	16.474	16.468	7	14:07:30.655	51.805	18.768	16.657	16.380
<b>(223) Jacob NIELSEN</b>						<b>(255) Moritz OBERHEIM</b>					
1	14:02:33.067	52.002	18.871	16.717	16.414	1	14:02:33.572	52.160	19.102	16.637	16.421
2	14:03:24.307	51.240	18.381	16.558	16.301	2	14:03:25.059	51.487	18.676	16.479	<b>16.332</b>
3	14:04:15.507	<b>51.200</b>	18.402	<b>16.508</b>	<b>16.290</b>	3	14:04:16.541	<b>51.482</b>	18.663	<b>16.458</b>	16.361
4	14:05:06.969	51.462	18.344	16.761	16.357	4	14:05:08.676	52.135	18.726	16.521	16.888
5	14:05:58.314	51.345	<b>18.327</b>	16.587	16.431	5	14:05:01.414	52.738	19.596	16.617	16.525
6	14:06:49.765	51.451	18.634	16.516	16.301	6	14:06:54.921	53.507	19.555	16.737	17.215
7	14:07:42.227	52.462	18.849	17.066	16.547	7	14:07:46.624	51.703	<b>18.651</b>	16.550	16.502
<b>(271) Christopher FRIEDRICH</b>						<b>(303) Giorgio MAGGI</b>					
1	14:02:35.746	51.915	18.827	16.754	16.334	1	14:02:25.087	52.221	18.885	16.951	16.385
2	14:03:26.985	51.239	18.415	16.473	16.351	2	14:03:16.709	51.622	18.657	<b>16.584</b>	16.381
3	14:04:18.196	<b>51.211</b>	18.542	<b>16.440</b>	<b>16.297</b>	3	14:04:08.553	51.844	18.792	16.720	<b>16.332</b>
4	14:05:09.481	51.285	<b>18.406</b>	16.510	16.369	4	14:05:01.083	52.530	18.987	16.709	16.834
5	14:06:00.900	51.419	18.532	16.596	16.291	5	14:05:53.014	51.931	<b>18.400</b>	16.823	16.708
6	14:06:52.171	51.271	18.517	16.469	16.285	6	14:06:45.106	52.092	18.958	16.742	16.392
7	14:07:44.430	52.259	18.561	16.523	17.175	7	14:07:36.683	<b>51.577</b>	18.609	16.600	16.368
<b>(211) Shaun SLAVIN</b>						<b>(263) Henry EASTHOPE</b>					
1	14:02:35.206	51.927	18.714	16.693	16.520	1	14:02:18.556	52.648	19.156	16.825	16.667
2	14:03:26.508	51.302	<b>18.440</b>	16.538	16.324	2	14:03:10.800	52.244	18.938	16.755	16.551
3	14:04:17.720	<b>51.212</b>	18.478	16.437	16.297						
4	14:05:09.082	51.362	18.552	16.528	<b>16.282</b>						
5	14:06:00.432	51.350	18.610	16.435	16.305						
6	14:06:51.711	51.279	18.543	<b>16.429</b>	16.307						
7	14:07:43.087	51.376	18.528	16.500	16.348						
<b>(205) Sean BABINGTON</b>											



Rotax Euro Challenge 2012 Wackersdorf

Rotax Seniors

Wackersdorf 1,275 Km

Non Qualifying Practice 2 Odd Numbers

11.05.2012 14:00

Practice (7:00 Time) started at 14:00:00

Lap	Time of Day	Lap Tm	S1 Tm	S2 Tm	S3 Tm	Lap	Time of Day	Lap Tm	S1 Tm	S2 Tm	S3 Tm
3	14:04:03.040	52.240	19.199	16.667	16.374	4	14:05:04.546	52.070	18.892	16.721	16.457
4	14:04:54.677	<b>51.637</b>	<b>18.701</b>	<b>16.582</b>	<b>16.354</b>	5	14:05:56.789	52.243	18.842	16.833	16.568
5	14:05:46.699	52.022	18.783	16.819	16.420	6	14:06:49.140	52.351	18.828	16.687	16.836
6	14:06:38.640	51.941	18.881	16.656	16.404	7	14:07:43.014	53.874	19.270	16.960	17.644
7	14:07:31.894	53.254	19.948	16.712	16.594						
<b>(259) Nicolas PICOT</b>											
1	14:02:18.979	52.539	18.859	16.873	16.807	1	14:01:58.063	52.531	19.036	16.872	16.623
2	14:03:10.975	51.996	<b>18.670</b>	16.892	16.434	2	14:02:50.315	52.252	18.870	16.770	16.612
3	14:04:02.737	51.762	18.732	<b>16.581</b>	16.449	3	14:03:42.825	52.510	18.937	16.714	16.859
4	14:04:54.416	<b>51.679</b>	18.674	16.608	16.397	4	14:04:34.716	<b>51.891</b>	<b>18.758</b>	<b>16.650</b>	<b>16.483</b>
5	14:05:47.284	52.868	18.761	17.683	16.424	5	14:05:27.971	53.255	19.577	17.182	16.496
6	14:06:39.386	52.102	18.941	16.774	<b>16.387</b>	6	14:06:20.256	52.285	18.784	16.929	16.572
7	14:07:31.976	52.590	18.861	16.790	16.939	7	14:07:12.286	52.030	18.813	16.675	16.542
<b>(241) Pierre AUVRAY</b>											
1	14:02:18.344	59.405	21.437	20.506	17.462	1	14:01:54.446	52.525	18.949	17.023	16.553
2	14:03:10.324	51.980	18.836	16.743	16.401	2	14:02:46.729	52.283	18.801	16.848	16.612
3	14:04:02.239	51.915	18.762	16.640	16.513	3	14:03:38.624	<b>51.895</b>	18.890	<b>16.567</b>	<b>16.438</b>
4	14:04:53.972	51.733	18.655	<b>16.639</b>	16.439	4	14:04:30.646	52.022	18.897	16.666	16.459
5	14:05:45.919	51.947	18.787	16.754	16.406	5	14:05:22.843	52.197	<b>18.630</b>	16.709	16.858
6	14:06:37.696	51.777	18.719	16.653	16.405	6	14:06:14.867	52.024	18.735	16.844	16.445
7	14:07:29.384	<b>51.688</b>	<b>18.608</b>	16.700	<b>16.380</b>	7	14:07:07.698	52.831	19.523	16.800	16.508
<b>(237) Sten Dorian PIIRIMAGI</b>											
1	14:02:23.851	52.209	18.968	16.820	16.421	1	14:01:51.620	52.624	19.065	16.922	16.637
2	14:03:15.688	51.837	18.833	<b>16.619</b>	16.385	2	14:02:44.647	53.027	19.481	16.933	16.613
3	14:04:07.598	51.910	18.789	16.686	16.435	3	14:03:36.985	52.338	19.019	16.770	16.549
4	14:05:00.171	52.573	19.354	16.725	16.494	4	14:04:30.117	53.132	19.775	16.827	16.530
5	14:05:52.092	51.921	<b>18.683</b>	16.744	16.494	5	14:05:23.092	52.975	18.930	16.810	17.235
6	14:06:47.349	55.257	20.719	17.988	16.550	6	14:06:15.097	<b>52.005</b>	<b>18.737</b>	16.787	<b>16.481</b>
7	14:07:39.060	<b>51.711</b>	18.695	16.663	<b>16.353</b>	7	14:07:07.528	52.431	19.172	<b>16.709</b>	16.550
<b>(225) Jeremie LESOUDIER</b>											
1	14:02:21.728	52.331	18.977	16.782	16.572	1	14:01:51.919	53.008	19.279	17.084	16.645
2	14:03:13.694	51.966	18.721	16.671	16.574	2	14:02:44.840	52.921	19.006	17.221	16.694
3	14:04:05.873	52.179	18.898	16.740	16.541	3	14:03:37.269	52.429	19.145	16.746	16.538
4	14:04:57.850	51.977	18.780	16.735	16.462	4	14:04:31.204	53.935	20.701	<b>16.725</b>	<b>16.509</b>
5	14:05:49.737	51.887	18.767	<b>16.654</b>	16.466	5	14:05:23.391	52.187	18.721	16.758	16.708
6	14:06:41.448	<b>51.711</b>	<b>18.648</b>	16.685	<b>16.378</b>	6	14:06:15.525	<b>52.134</b>	<b>18.715</b>	16.849	16.570
7	14:07:33.884	52.436	19.171	16.794	16.471	7	14:07:10.179	54.654	19.177	16.959	18.518
<b>(227) Matija JURKOVIC</b>											
1	14:02:17.919	52.680	19.108	16.971	16.601	1	14:02:02.031	53.090	19.406	16.922	16.762
2	14:03:10.103	52.184	18.958	16.713	16.513	2	14:02:54.332	52.301	18.972	16.741	16.588
3	14:04:02.432	52.329	18.751	16.985	16.593	3	14:03:46.731	52.399	19.072	16.784	<b>16.543</b>
4	14:04:57.511	55.079	21.781	16.816	16.482	4	14:04:39.149	52.418	19.018	16.819	16.581
5	14:05:49.357	51.846	18.824	16.619	16.403	5	14:05:31.509	52.360	18.986	16.755	16.619
6	14:06:41.099	<b>51.742</b>	<b>18.737</b>	16.626	16.379	6	14:06:23.657	<b>52.148</b>	<b>18.906</b>	<b>16.688</b>	16.554
7	14:07:32.920	51.821	18.866	<b>16.612</b>	<b>16.343</b>	7	14:07:17.209	53.552	18.968	16.757	17.827
<b>(245) Hubert PETIT</b>											
1	14:02:29.189	52.254	19.135	16.692	16.427	1	14:02:22.628	52.979	19.099	17.054	16.826
2	14:03:20.968	<b>51.779</b>	18.819	<b>16.525</b>	16.435	2	14:03:15.154	52.526	19.065	<b>16.810</b>	16.651
3	14:04:12.868	51.900	18.852	16.574	16.474	3	14:04:08.031	52.877	19.109	17.042	16.726
4	14:05:05.306	52.438	<b>18.761</b>	17.164	16.513	4	14:05:02.590	54.559	20.140	17.191	17.228
5	14:05:57.433	52.127	18.891	16.755	16.481	5	14:05:56.427	53.837	20.280	16.915	<b>16.642</b>
6	14:06:50.310	52.877	19.793	16.666	<b>16.418</b>	6	14:06:48.921	<b>52.494</b>	<b>18.875</b>	16.827	16.792
7	14:07:42.759	52.449	18.939	16.941	16.569	7	14:07:43.246	54.325	20.039	17.406	16.880
<b>(301) Jonathan JOHANSSON</b>											
1	14:02:24.362	52.038	18.911	16.669	16.458	1	14:02:28.734	52.437	<b>18.676</b>	16.716	17.045
2	14:03:16.150	<b>51.788</b>	18.770	<b>16.604</b>	<b>16.414</b>	2	14:03:20.561	<b>51.827</b>	18.747	<b>16.681</b>	<b>16.399</b>
3	14:04:08.101	51.951	18.652	16.776	16.523	3	14:04:12.476	51.915	18.758	16.741	16.416
4	14:05:00.567	52.466	19.064	16.872	16.530						
5	14:05:52.644	52.077	<b>18.534</b>	16.642	16.901						
6	14:06:45.019	52.375	19.182	16.706	16.487						
7	14:07:37.969	52.950	18.971	16.735	17.244						
<b>(243) Glenn VAN PARIJS</b>											
1	14:02:28.734	52.437	<b>18.676</b>	16.716	17.045						
2	14:03:20.561	<b>51.827</b>	18.747	<b>16.681</b>	<b>16.399</b>						
3	14:04:12.476	51.915	18.758	16.741	16.416						

Timekeeping Ingrid and Meik Wagner:

Clerk of the course Nigel Edwards:

[www.mylaps.com](http://www.mylaps.com)

Steward (Chairman) Horst Seidel:

Chief Scrutineer Paul Klaassen:

Licensed to: Motorsport Events



# Rotax Euro Challenge 2012 Wackersdorf

Rotax Seniors

Wackersdorf 1,275 Km

Qualifying Practice Group S1

11.05.2012 15:30

Qualifying (15:00 Time) started at 15:30:00

Pos	No.	Name	Nat.	Chassis	Race Team	Laps	Best Tm	Diff	Gap In Lap	km/h
1	294	Makino TADASUKE	JPN	Birel	Kalman Motorsport	7	51.118		4	89,792
2	254	Harrison SCOTT	GBR	Tonykart	Strawberry Racing	7	51.148	0.030	0.030	3 89,740
3	260	Bas de LAAT	NED	Gillard	PDB Racing Team	6	51.194	0.076	0.046	6 89,659
4	221	Jesse LAZARE	CAN	Formula K	Chapman Racing/Protrain	6	51.246	0.128	0.052	6 89,568
5	301	Jonathan JOHANSSON	SWE	Gillard	PDB Racing Team	7	51.311	0.193	0.065	5 89,455
6	216	Bryan EERDEN	NED	Gillard	PDB Racing Team	7	51.319	0.201	0.008	4 89,441
7	213	Thomas BENISRI	FRA	Sodikart	Win Max	8	51.334	0.216	0.015	3 89,414
8	234	Ash HAND	GBR	Tonykart	Strawberry Racing	7	51.343	0.225	0.009	6 89,399
9	269	John FRIBERG	SWE	Tonykart	Soda Kart	7	51.350	0.232	0.007	5 89,387
10	219	Andreas BACKMAN	SWE	Tonykart	Strawberry Racing	7	51.464	0.346	0.114	4 89,189
11	293	Sandor JAKAB	SVK	Birel	Kalman Motorsport	7	51.486	0.368	0.022	5 89,150
12	278	Barrie PULLINGER	GBR	Alonso	Dan Holland Racing	7	51.512	0.394	0.026	6 89,105
13	252	Juuso PYKALAINEN	FIN	Tonykart	MPT Racing	7	51.681	0.563	0.169	6 88,814
14	258	Mikkel JOHNSEN	DEN	Intrepid	DMT Racing	6	51.683	0.565	0.002	5 88,811
15	272	Jules COUSIN	FRA	FA Kart	DSS Kart	7	51.689	0.571	0.006	3 88,800
16	220	Mathias SMITH	DEN	Kosmic	Star Karting	6	51.747	0.629	0.058	4 88,701
17	225	Jeremie LESOUDIER	FRA	Kosmic	PKS	8	51.747	0.629		7 88,701
18	237	Sten Dorian PIIRIMAGI	EST	Tonykart	Aix Racing Team	8	51.765	0.647	0.018	8 88,670
19	241	Pierre AUVRAY	FRA	FA Kart	DSS Kart	9	51.862	0.744	0.097	8 88,504
20	233	Manon CHAVAGNE	NED	Topkart	Slangen Karting	7	52.012	0.894	0.150	4 88,249
21	242	Miroslav KOVAR	CZE	MS Kart	MS Kart Racing Team	10	52.044	0.926	0.032	2 88,195
22	288	Cecile MARTINI	FRA	Sodikart	Martini Racing	10	52.173	1.055	0.129	1 87,977
23	243	Glenn VAN PARIJS	BEL	Zanardi	Raw Racing Team	7	52.195	1.077	0.022	2 87,939
24	275	Benjamin KARLOG	DEN	Tonykart	RS Competition	12	52.377	1.259	0.182	10 87,634

## Announcements

These results are provisional until the conclusion of any judicial and technical matters

Timekeeping Ingrid and Meik Wagner:

Clerk of the course Nigel Edwards:

Steward (Chairman) Horst Seidel:

Chief Scrutineer Paul Klaassen:

Licensed to: Motorsport Events

Printed: 11.05.2012 15:46:48

posted at:

h



# Rotax Euro Challenge 2012 Wackersdorf

Rotax Seniors

Wackersdorf 1,275 Km

Qualifying Practice Group S1

11.05.2012 15:30

Qualifying (15:00 Time) started at 15:30:01

Lap	Time of Day	Lap Tm	S1 Tm	S2 Tm	S3 Tm
<b>(294) Makino TADASUKE</b>					
1	15:40:10.489	52.186	18.805	16.904	16.477
2	15:41:02.460	51.971	18.723	16.783	16.465
3	15:41:53.899	51.439	18.484	16.577	16.378
4	15:42:45.017	<b>51.118</b>	18.333	16.464	<b>16.321</b>
5	15:43:36.249	51.232	<b>18.245</b>	16.472	16.515
6	15:44:27.604	51.355	18.390	<b>16.420</b>	16.545
7	15:45:18.922	51.318	18.314	16.493	16.511

Lap	Time of Day	Lap Tm	S1 Tm	S2 Tm	S3 Tm
<b>(254) Harrison SCOTT</b>					
1	15:40:29.203	1:02.467	22.450	23.545	16.472
2	15:41:20.808	51.605	18.528	16.770	16.307
3	15:42:11.956	<b>51.148</b>	18.405	<b>16.484</b>	<b>16.259</b>
4	15:43:03.224	51.268	<b>18.346</b>	16.598	16.324
5	15:43:54.470	51.246	18.438	16.533	16.275
6	15:44:46.009	51.539	18.459	16.653	16.427
7	15:45:37.578	51.569	18.473	16.643	16.453

Lap	Time of Day	Lap Tm	S1 Tm	S2 Tm	S3 Tm
<b>(260) Bas de LAAT</b>					
1	15:41:22.717	51.274	18.354	16.624	<b>16.296</b>
2	15:42:15.854	53.137	19.122	17.403	16.612
3	15:43:07.052	51.198	<b>18.318</b>	16.548	16.332
4	15:43:58.424	51.372	18.461	16.542	16.369
5	15:44:49.654	51.230	18.375	16.500	16.355
6	15:45:40.848	<b>51.194</b>	18.383	<b>16.479</b>	16.332

Lap	Time of Day	Lap Tm	S1 Tm	S2 Tm	S3 Tm
<b>(221) Jesse LAZARE</b>					
1	15:41:22.323	51.824	18.407	17.011	16.406
2	15:42:13.888	51.565	18.503	16.685	16.377
3	15:43:05.375	51.487	18.537	16.562	16.388
4	15:43:56.816	51.441	18.508	16.573	16.360
5	15:44:48.093	51.277	18.382	16.544	<b>16.351</b>
6	15:45:39.339	<b>51.246</b>	<b>18.348</b>	<b>16.506</b>	16.392

Lap	Time of Day	Lap Tm	S1 Tm	S2 Tm	S3 Tm
<b>(301) Jonathan JOHANSSON</b>					
1	15:40:22.154	59.202	21.444	20.982	16.776
2	15:41:14.285	52.131	18.840	16.899	<b>16.392</b>
3	15:42:06.026	51.741	18.708	16.627	16.406
4	15:43:01.155	55.129	18.643	16.719	19.767
5	15:43:52.466	<b>51.311</b>	<b>18.433</b>	<b>16.478</b>	16.400
6	15:44:44.089	51.623	18.521	16.624	16.478
7	15:45:35.843	51.754	18.545	16.659	16.550

Lap	Time of Day	Lap Tm	S1 Tm	S2 Tm	S3 Tm
<b>(216) Bryan EERDEN</b>					
1	15:40:11.304	52.329	18.733	16.634	16.962
2	15:41:03.328	52.024	18.539	16.810	16.675
3	15:41:54.789	51.461	18.459	16.642	16.360
4	15:42:46.108	<b>51.319</b>	<b>18.395</b>	<b>16.572</b>	<b>16.352</b>
5	15:43:37.855	51.747	18.697	16.596	16.454
6	15:44:29.410	51.555	18.408	16.598	16.549
7	15:45:22.471	53.061	18.630	16.952	17.479

Lap	Time of Day	Lap Tm	S1 Tm	S2 Tm	S3 Tm
<b>(213) Thomas BENISRI</b>					
1	15:39:39.477	53.606	19.686	16.789	17.131
2	15:40:31.652	52.175	18.772	16.902	16.501
3	15:41:22.986	<b>51.334</b>	<b>18.326</b>	16.627	16.381
4	15:42:14.877	51.891	18.699	16.855	<b>16.337</b>
5	15:43:07.898	53.021	18.596	17.861	16.564
6	15:43:59.818	51.920	18.641	16.623	16.656
7	15:44:51.524	51.706	18.671	<b>16.519</b>	16.516
8	15:45:47.578	56.054	18.799	19.121	18.134

Lap	Time of Day	Lap Tm	S1 Tm	S2 Tm	S3 Tm
<b>(234) Ash HAND</b>					
1	15:40:20.593	1:01.267	24.492	20.227	16.548
2	15:41:12.138	51.545	18.454	16.647	16.444
3	15:42:03.693	51.555	18.623	16.521	16.411
4	15:43:01.220	57.527	20.243	18.253	19.031
5	15:43:55.217	53.997	19.098	18.542	<b>16.357</b>
6	15:44:46.560	<b>51.343</b>	<b>18.339</b>	16.532	16.472
7	15:45:38.332	51.772	18.859	<b>16.508</b>	16.405

Lap	Time of Day	Lap Tm	S1 Tm	S2 Tm	S3 Tm
<b>(269) John FRIBERG</b>					

Lap	Time of Day	Lap Tm	S1 Tm	S2 Tm	S3 Tm
<b>(219) Andreas BACKMAN</b>					
1	15:40:37.417	1:02.751	20.821	22.102	19.828
2	15:41:29.218	51.801	18.611	16.764	16.426
3	15:42:20.738	51.520	18.539	16.609	<b>16.372</b>
4	15:43:12.444	51.706	18.443	16.647	16.616
5	15:44:03.794	<b>51.350</b>	<b>18.329</b>	<b>16.534</b>	16.487
6	15:44:55.258	51.464	18.358	16.716	16.390
7	15:45:46.768	51.510	18.522	16.604	16.384

Lap	Time of Day	Lap Tm	S1 Tm	S2 Tm	S3 Tm
<b>(293) Sandor JAKAB</b>					
1	15:40:27.707	1:00.228	19.205	23.316	17.707
2	15:41:19.642	51.935	18.597	16.917	16.421
3	15:42:11.179	51.537	18.490	<b>16.628</b>	16.419
4	15:43:02.643	<b>51.464</b>	18.482	16.684	<b>16.298</b>
5	15:43:54.273	51.630	18.446	16.742	16.442
6	15:44:46.389	52.116	<b>18.301</b>	17.159	16.656
7	15:45:38.602	52.213	19.212	16.638	16.363

Lap	Time of Day	Lap Tm	S1 Tm	S2 Tm	S3 Tm
<b>(278) Barrie PULLINGER</b>					
1	15:40:11.083	52.565	18.897	17.058	16.610
2	15:41:02.705	51.622	18.535	16.694	<b>16.393</b>
3	15:41:54.457	51.752	18.506	16.811	16.435
4	15:42:45.956	51.499	18.456	<b>16.590</b>	16.453
5	15:43:37.442	<b>51.486</b>	<b>18.384</b>	16.598	16.504
6	15:44:29.756	52.314	18.497	17.196	16.621
7	15:45:23.332	53.576	18.526	16.899	18.151

Lap	Time of Day	Lap Tm	S1 Tm	S2 Tm	S3 Tm
<b>(252) Juuso PYKALAINEN</b>					
1	15:40:21.193	1:01.354	24.336	20.555	16.463
2	15:41:12.938	51.745	18.540	16.777	16.428
3	15:42:04.465	51.527	18.530	16.570	<b>16.427</b>
4	15:43:00.738	56.273	18.756	18.741	18.776
5	15:43:52.324	51.586	18.509	16.567	16.510
6	15:44:43.836	<b>51.512</b>	<b>18.507</b>	<b>16.557</b>	16.448
7	15:45:35.418	51.582	18.518	16.631	16.433

Lap	Time of Day	Lap Tm	S1 Tm	S2 Tm	S3 Tm
<b>(258) Mikkel JOHNSEN</b>					
1	15:40:26.366	1:02.322	21.547	23.834	16.941
2	15:41:18.378	52.012	18.761	16.829	16.422
3	15:42:10.510	52.132	18.575	17.159	16.398
4	15:43:02.193	51.683	18.661	16.654	<b>16.368</b>
5	15:43:53.982	51.789	18.589	16.707	16.493
6	15:44:45.663	<b>51.681</b>	<b>18.422</b>	16.825	16.434
7	15:45:37.365	51.702	18.702	<b>16.574</b>	16.426

Lap	Time of Day	Lap Tm	S1 Tm	S2 Tm	S3 Tm
<b>(272) Jules COUSIN</b>					
1	15:40:44.083	59.594	18.882	22.709	18.003
2	15:41:35.989	51.906	18.907	16.588	<b>16.411</b>
3	15:42:27.868	51.879	18.827	16.623	16.429
4	15:43:19.560	51.692	18.713	16.525	16.454
5	15:44:11.243	<b>51.683</b>	<b>18.712</b>	<b>16.510</b>	16.461
6	15:45:03.151	51.908	18.736	16.674	16.498

Lap	Time of Day	Lap Tm	S1 Tm	S2 Tm	S3 Tm
<b>(220) Mathias SMITH</b>					
1	15:40:22.097	1:01.379	24.070	20.387	16.922
2	15:41:15.261	53.164	19.702	17.016	16.446
3	15:42:06.950	<b>51.689</b>	18.619	<b>16.661</b>	<b>16.409</b>
4	15:42:59.616	52.666	18.611	16.813	17.242
5	15:43:51.391	51.775	<b>18.560</b>	16.697	16.518
6	15:44:43.097	51.706	18.599	16.679	16.428
7	15:45:34.938	51.841	18.589	16.721	16.531

Lap	Time of Day	Lap Tm	S1 Tm	S2 Tm	S3 Tm
<b>(225) Jeremie LESOUDIER</b>					
1	15:40:47.249	52.038	18.805	16.776	16.457
2	15:41:39.019	51.770	18.744	16.612	<b>16.414</b>
3	15:42:30.789	51.770	18.754	16.577	16.439
4	15:43:22.536	<b>51.747</b>	18.762	16.526	16.459
5	15:44:14.308	51.772	18.803	<b>16.495</b>	16.474
6	15:45:06.156	51.848	<b>18.733</b>	16.617	16.498

Lap	Time of Day	Lap Tm	S1 Tm	S2 Tm	S3 Tm
<b>(220) Mathias SMITH</b>					
1	15:40:47.249	52.038	18.805	16.776	16.457
2	15:41:39.019	51.770	18.744	16.612	<b>16.414</b>
3	15:42:30.789	51.770	18.754	16.577	16.439
4	15:43:22.536	<b>51.747</b>	18.762	16.526	16.459
5	1				



# Rotax Euro Challenge 2012 Wackersdorf

Rotax Seniors

Wackersdorf 1,275 Km

Qualifying Practice Group S1

11.05.2012 15:30

Qualifying (15:00 Time) started at 15:30:01

Lap	Time of Day	Lap Tm	S1 Tm	S2 Tm	S3 Tm	Lap	Time of Day	Lap Tm	S1 Tm	S2 Tm	S3 Tm
4	15:42:07.208	52.132	18.971	16.772	<b>16.389</b>	4	15:38:06.377	52.647	19.113	17.012	<b>16.522</b>
5	15:42:59.975	52.767	18.572	16.744	17.451	5	15:39:18.882	1:12.505	23.845	24.123	24.537
6	15:43:51.770	51.795	18.574	16.735	16.486	6	15:40:12.151	53.269	19.575	17.051	16.643
7	15:44:43.517	<b>51.747</b>	18.607	<b>16.670</b>	16.470	7	15:41:04.847	52.696	19.128	16.918	16.650
8	15:45:35.505	51.988	<b>18.405</b>	16.893	16.690	8	15:41:57.578	52.731	19.280	<b>16.801</b>	16.650
<b>(237) Sten Dorian PIIRIMAGI</b>						9	15:42:50.281	52.703	19.042	16.941	16.720
1	15:39:07.897	57.316	20.258	20.420	16.638	10	15:43:42.658	<b>52.377</b>	<b>18.837</b>	16.845	16.695
2	15:40:00.342	52.445	18.931	16.898	16.616	11	15:44:36.238	53.580	19.034	17.962	16.584
3	15:40:52.727	52.385	18.990	16.892	<b>16.503</b>	12	15:45:31.078	54.840	19.652	16.838	18.350
4	15:41:44.978	52.251	18.941	16.799	16.511						
5	15:42:43.213	58.235	18.969	20.926	18.340						
6	15:43:35.230	52.017	18.806	<b>16.634</b>	16.577						
7	15:44:27.710	52.480	18.901	16.650	16.929						
8	15:45:19.475	<b>51.765</b>	<b>18.592</b>	16.642	16.531						
<b>(241) Pierre AUVRAY</b>											
1	15:38:28.795	51.970	18.742	16.788	<b>16.440</b>						
2	15:39:23.429	54.634	19.010	16.910	18.714						
3	15:40:19.456	56.027	21.183	18.157	16.687						
4	15:41:11.880	52.424	18.970	16.866	16.588						
5	15:42:04.810	52.930	19.038	16.919	16.973						
6	15:42:57.722	52.912	19.345	16.993	16.574						
7	15:43:49.718	51.996	18.741	16.788	16.467						
8	15:44:41.580	<b>51.862</b>	<b>18.678</b>	<b>16.738</b>	16.446						
9	15:45:34.966	53.386	18.762	16.897	17.727						
<b>(233) Manon CHAVAGNE</b>											
1	15:40:36.686	1:07.932	21.898	25.063	20.971						
2	15:41:30.447	53.761	20.367	16.896	<b>16.498</b>						
3	15:42:22.933	52.486	19.059	16.765	16.662						
4	15:43:14.945	<b>52.012</b>	<b>18.772</b>	<b>16.678</b>	16.562						
5	15:44:07.093	52.148	18.891	16.715	16.542						
6	15:44:59.419	52.326	18.930	16.725	16.671						
7	15:45:53.531	54.112	19.255	16.811	18.046						
<b>(242) Miroslav KOVAR</b>											
1	15:37:29.377	52.386	18.975	16.847	16.564						
2	15:38:21.421	<b>52.044</b>	19.047	<b>16.547</b>	16.450						
3	15:39:21.512	1:00.091	19.179	20.330	20.582						
4	15:40:14.156	52.644	19.238	16.790	16.616						
5	15:41:06.520	52.364	18.831	16.883	16.650						
6	15:41:59.443	52.923	18.984	17.228	16.711						
7	15:42:51.579	52.136	18.868	16.688	16.580						
8	15:43:43.816	52.237	18.838	16.759	16.640						
9	15:44:36.005	52.189	<b>18.810</b>	16.792	16.587						
10	15:45:30.471	54.466	19.609	16.881	17.976						
<b>(288) Cecile MARTINI</b>											
1	15:37:33.081	<b>52.173</b>	18.947	<b>16.786</b>	16.440						
2	15:38:25.441	52.360	19.010	16.966	<b>16.384</b>						
3	15:39:21.160	55.719	19.106	17.514	19.099						
4	15:40:13.792	52.632	19.261	16.854	16.517						
5	15:41:06.850	53.058	19.365	16.982	16.711						
6	15:42:03.978	57.128	<b>18.865</b>	20.408	17.855						
7	15:42:56.258	52.280	19.062	16.808	16.410						
8	15:43:48.663	52.405	18.949	16.915	16.541						
9	15:44:41.167	52.504	18.940	17.031	16.533						
10	15:45:36.077	54.910	19.007	16.942	18.961						
<b>(243) Glenn VAN PARIJS</b>											
1	15:40:29.871	1:01.986	21.591	23.829	16.566						
2	15:41:22.066	<b>52.195</b>	<b>18.795</b>	16.909	<b>16.491</b>						
3	15:42:14.552	52.486	19.222	<b>16.717</b>	16.547						
4	15:43:06.811	52.259	18.836	16.802	16.621						
5	15:43:59.908	53.097	19.288	16.802	17.007						
6	15:44:56.115	56.207	19.035	20.155	17.017						
7	15:45:49.209	53.094	18.984	16.752	17.358						
<b>(275) Benjamin KARLOG</b>											
1	15:35:28.670	52.598	19.098	16.858	16.642						
2	15:36:21.255	52.585	19.096	16.889	16.600						
3	15:37:13.730	52.475	19.013	16.874	16.588						

Timekeeping Ingrid and Meik Wagner:



Clerk of the course Nigel Edwards:

[www.mylaps.com](http://www.mylaps.com)

Steward (Chairman) Horst Seidel:

Chief Scrutineer Paul Klaassen:

Licensed to: Motorsport Events





# Rotax Euro Challenge 2012 Wackersdorf

Rotax Seniors

Wackersdorf 1,275 Km

Qualifying Practice Group S2 **-NEW-**

11.05.2012 16:00

Qualifying (15:00 Time) started at 16:00:01

Pos	No.	Name	Nat.	Chassis	Race Team	Laps	Best Tm	Diff	Gap In Lap	km/h
1	205	Sean BABINGTON	GBR	Alonso	Dan Holland Racing	5	51.086			5 89,848
2	214	Michael COOL	BEL	Tonykart	Bouvin Power	6	51.125	0.039	0.039	5 89,780
3	212	Jiri FORMAN	GBR	MS Kart	MS Kart Racing Team	6	51.243	0.157	0.118	5 89,573
4	203	Edward BRAND	GBR	Formula K	Formula K Europe	7	51.325	0.239	0.082	4 89,430
5	290	Ukyo SASAHARA	JPN	DR	VPDR	7	51.351	0.265	0.026	7 89,385
6	240	Petr BEZEL	CZE	MS Kart	MS Kart Racing Team	7	51.375	0.289	0.024	3 89,343
7	217	Glen VAN DROOGENBROE	BEL	Tonykart	Bouvin Power	6	51.448	0.362	0.073	3 89,216
8	261	Stephane KOX	NED	Formula K	Formula K Europe	7	51.461	0.375	0.013	7 89,194
9	250	Ludvig MORIN	SWE	Kosmic	Paul Carr Racing	7	51.473	0.387	0.012	7 89,173
10	232	James SINGLETON	GBR	CRG	Coles Racing	8	51.476	0.390	0.003	8 89,168
11	304	Oliver NORRIS	GBR	Tonykart	RL Racing Dept Ltd	7	51.528	0.442	0.052	6 89,078
12	246	Sabedin Berat TURKER	TUR	Formula K	Protrain Racing	7	51.537	0.451	0.009	7 89,062
13	207	Ferenc KANCSAR	AUT	Birel	Kalman Motorsport	6	51.546	0.460	0.009	4 89,047
14	271	Christopher FRIEDRICH	GER	Praga	M-Tec/Praga Racing	6	51.609	0.523	0.063	5 88,938
15	268	Francisco MORA	POR	FA	Cabo do Mundo Kartteam	6	51.622	0.536	0.013	3 88,916
16	303	Giorgio MAGGI	SUI	Tonykart	Blacky Racing	7	51.668	0.582	0.046	7 88,836
17	262	Alex ENGBLOM	SWE	Tonykart	Soda Kart	7	51.769	0.683	0.101	3 88,663
18	226	Erik STILLMANN	SWE	Sodikart	Wallberg Motorsport	7	51.772	0.686	0.003	3 88,658
19	306	Kevin KEMMLING	GER	Formula K	Kartschmie.de	7	52.048	0.962	0.276	4 88,188
20	302	Kevin MINIER	FRA	Tonykart	MD Competition	7	52.087	1.001	0.039	7 88,122
21	244	Eva BENES	FRA	Kosmic	PKS	10	52.146	1.060	0.059	10 88,022
22	245	Hubert PETIT	FRA	Sodikart	Sodikart Junior Team	6	52.244	1.158	0.098	4 87,857
23	283	Marco FORRER	SUI	Mach 1	Kartteam Meier	7	52.549	1.463	0.305	4 87,347

Not classified										
DQ	255	Moritz OBERHEIM	GER	LH Kart	Matis Motorsport	6	51.836			3 88,548

## Announcements

These results are provisional until the conclusion of any judicial and technical matters  
 No. 255 excluded from qualifying practice / reason under the weight

Timekeeping Ingrid and Meik Wagner:

Clerk of the course Nigel Edwards:

Steward (Chairman) Horst Seidel:

Chief Scrutineer Paul Klaassen:

Licensed to: Motorsport Events

Printed: 11.05.2012 17:23:12

posted at:

h

[www.mylaps.com](http://www.mylaps.com)



# Rotax Euro Challenge 2012 Wackersdorf

Rotax Seniors Wackersdorf 1,275 Km  
 Qualifying Practice Group S2 11.05.2012 16:00

Qualifying (15:00 Time) started at 16:00:00

Lap	Time of Day	Lap Tm	S1 Tm	S2 Tm	S3 Tm
<b>(205) Sean BABINGTON</b>					
1	16:12:01.229	51.502	18.443	16.631	16.428
2	16:12:52.569	51.340	18.366	16.582	16.392
3	16:13:43.871	51.302	18.377	16.532	16.393
4	16:14:35.210	51.339	18.392	<b>16.463</b>	16.484
5	16:15:26.296	<b>51.086</b>	<b>18.269</b>	16.464	<b>16.353</b>

Lap	Time of Day	Lap Tm	S1 Tm	S2 Tm	S3 Tm
<b>(214) Michael COOL</b>					
1	16:10:56.086	53.106	18.566	18.054	16.486
2	16:11:47.749	51.663	18.621	16.692	16.350
3	16:12:48.076	1:00.327	18.599	19.995	21.733
4	16:13:44.571	56.495	22.439	17.611	16.445
5	16:14:35.696	<b>51.125</b>	<b>18.345</b>	<b>16.488</b>	<b>16.292</b>
6	16:15:27.130	51.434	18.452	16.578	16.404

Lap	Time of Day	Lap Tm	S1 Tm	S2 Tm	S3 Tm
<b>(212) Jiri FORMAN</b>					
1	16:11:10.888	1:04.638	24.277	22.157	18.204
2	16:12:02.412	51.524	18.504	16.627	16.393
3	16:12:53.683	51.271	<b>18.320</b>	16.584	16.367
4	16:13:44.937	51.254	18.377	16.529	16.348
5	16:14:36.180	<b>51.243</b>	18.504	<b>16.454</b>	<b>16.285</b>
6	16:15:27.569	51.389	18.576	16.475	16.338

Lap	Time of Day	Lap Tm	S1 Tm	S2 Tm	S3 Tm
<b>(203) Edward BRAND</b>					
1	16:10:05.874	53.063	19.122	17.151	16.790
2	16:10:57.776	51.902	18.585	16.876	16.441
3	16:11:49.456	51.680	18.495	16.781	16.404
4	16:12:40.781	<b>51.325</b>	<b>18.289</b>	16.699	16.337
5	16:13:34.214	53.433	20.439	16.677	<b>16.317</b>
6	16:14:25.732	51.518	18.598	<b>16.558</b>	16.362
7	16:15:17.203	51.471	18.455	16.571	16.445

Lap	Time of Day	Lap Tm	S1 Tm	S2 Tm	S3 Tm
<b>(290) Ukyo SASAHARA</b>					
1	16:10:09.039	55.460	21.727	17.167	16.566
2	16:11:01.205	52.166	18.898	16.721	16.547
3	16:11:52.747	51.542	18.594	16.528	16.420
4	16:12:44.325	51.578	18.573	16.581	16.424
5	16:13:36.019	51.694	18.558	16.617	16.519
6	16:14:28.153	52.134	19.167	16.583	16.384
7	16:15:19.504	<b>51.351</b>	<b>18.498</b>	<b>16.472</b>	<b>16.381</b>

Lap	Time of Day	Lap Tm	S1 Tm	S2 Tm	S3 Tm
<b>(240) Petr BEZEL</b>					
1	16:10:10.465	56.141	22.233	17.244	16.664
2	16:11:02.305	51.840	18.780	16.679	16.381
3	16:11:53.680	<b>51.375</b>	18.526	16.516	<b>16.333</b>
4	16:12:45.239	51.559	18.597	<b>16.447</b>	16.515
5	16:13:36.617	51.378	18.512	16.492	16.374
6	16:14:29.013	52.396	19.433	16.583	16.380
7	16:15:20.450	51.437	<b>18.458</b>	16.608	16.371

Lap	Time of Day	Lap Tm	S1 Tm	S2 Tm	S3 Tm
<b>(217) Glen VAN DROOGENBROECK</b>					
1	16:10:49.350	1:02.928	18.805	20.301	23.822
2	16:11:42.597	53.247	20.045	16.697	16.505
3	16:12:34.045	<b>51.448</b>	18.592	<b>16.518</b>	<b>16.338</b>
4	16:13:25.578	51.533	<b>18.591</b>	16.582	16.360
5	16:14:18.593	53.015	18.726	16.727	17.562
6	16:15:10.657	52.064	18.729	16.832	16.503

Lap	Time of Day	Lap Tm	S1 Tm	S2 Tm	S3 Tm
<b>(261) Stephane KOX</b>					
1	16:10:07.007	53.603	19.757	17.184	16.662
2	16:10:59.747	52.740	19.183	16.858	16.699
3	16:11:51.491	51.744	18.538	16.740	16.466
4	16:12:43.373	51.882	18.691	16.611	16.580
5	16:13:34.919	51.546	<b>18.432</b>	16.635	16.479
6	16:14:26.591	51.672	18.699	<b>16.542</b>	16.431
7	16:15:18.052	<b>51.461</b>	18.515	16.544	<b>16.402</b>

Lap	Time of Day	Lap Tm	S1 Tm	S2 Tm	S3 Tm
<b>(250) Ludvig MORIN</b>					
1	16:10:09.574	55.605	21.806	17.245	16.554
2	16:11:01.505	51.931	18.653	16.766	16.512
3	16:11:53.060	51.555	18.468	16.622	16.465
4	16:12:44.730	51.670	18.513	16.600	16.557

Lap	Time of Day	Lap Tm	S1 Tm	S2 Tm	S3 Tm
5	16:13:36.450	51.720	18.501	<b>16.583</b>	16.636
6	16:14:29.284	52.834	19.326	16.984	16.524
7	16:15:20.757	<b>51.473</b>	<b>18.434</b>	16.645	<b>16.394</b>

Lap	Time of Day	Lap Tm	S1 Tm	S2 Tm	S3 Tm
<b>(232) James SINGLETON</b>					
1	16:08:59.748	1:02.260	22.397	18.433	21.430
2	16:10:06.330	1:06.582	23.578	23.050	19.954
3	16:10:58.457	52.127	18.893	16.743	16.491
4	16:11:51.717	53.260	<b>18.527</b>	16.585	18.148
5	16:12:47.737	56.020	22.749	16.797	16.474
6	16:13:39.596	51.859	18.865	16.602	16.392
7	16:14:31.173	51.577	18.681	16.534	<b>16.362</b>
8	16:15:22.649	<b>51.476</b>	18.565	<b>16.490</b>	16.421

Lap	Time of Day	Lap Tm	S1 Tm	S2 Tm	S3 Tm
<b>(304) Oliver NORRIS</b>					
1	16:10:08.192	56.688	21.883	17.937	16.868
2	16:11:04.806	56.614	19.453	17.650	19.511
3	16:11:57.485	52.679	19.379	16.726	16.574
4	16:12:49.644	52.159	18.675	16.614	16.870
5	16:13:41.948	52.304	19.010	16.684	16.610
6	16:14:33.476	<b>51.528</b>	18.700	<b>16.448</b>	<b>16.380</b>
7	16:15:25.109	51.633	<b>18.661</b>	16.490	16.482

Lap	Time of Day	Lap Tm	S1 Tm	S2 Tm	S3 Tm
<b>(246) Sabedin Berat TURKER</b>					
1	16:10:06.770	1:08.929	23.753	23.967	21.209
2	16:10:59.931	53.161	19.177	16.902	17.082
3	16:11:51.781	51.850	18.539	16.783	16.528
4	16:12:44.141	52.360	18.829	16.811	16.720
5	16:13:36.292	52.151	18.539	16.631	16.981
6	16:14:28.603	52.311	19.243	16.676	<b>16.392</b>
7	16:15:20.140	<b>51.537</b>	<b>18.535</b>	<b>16.599</b>	16.403

Lap	Time of Day	Lap Tm	S1 Tm	S2 Tm	S3 Tm
<b>(207) Ferenc KANCSAR</b>					
1	16:10:49.460	1:03.736	18.795	23.693	21.248
2	16:11:41.196	51.736	16.639	16.720	<b>16.377</b>
3	16:12:32.833	51.637	<b>18.516</b>	16.536	16.585
4	16:13:24.379	<b>51.546</b>	16.567	<b>16.512</b>	16.467
5	16:14:15.939	51.560	18.583	16.529	16.448
6	16:15:10.907	54.968	18.588	16.627	19.753

Lap	Time of Day	Lap Tm	S1 Tm	S2 Tm	S3 Tm
<b>(271) Christopher FRIEDRICH</b>					
1	16:10:55.671	53.130	18.769	17.905	16.456
2	16:11:47.425	51.754	<b>18.658</b>	16.698	16.398
3	16:12:39.674	52.249	19.213	16.634	16.402
4	16:13:31.352	51.678	18.684	16.597	16.397
5	16:14:22.961	<b>51.609</b>	18.686	<b>16.532</b>	<b>16.391</b>
6	16:15:14.670	51.709	18.721	16.581	16.407

Lap	Time of Day	Lap Tm	S1 Tm	S2 Tm	S3 Tm
<b>(268) Francisco MORA</b>					
1	16:10:57.944	51.753	18.682	16.693	<b>16.378</b>
2	16:11:49.667	51.723	18.644	16.648	16.431
3	16:12:41.289	<b>51.622</b>	<b>18.354</b>	16.808	16.460
4	16:13:33.712	52.423	18.822	16.867	16.734
5	16:14:25.610	51.898	18.847	16.608	16.443
6	16:15:17.515	51.905	18.958	<b>16.540</b>	16.407

Lap	Time of Day	Lap Tm	S1 Tm	S2 Tm	S3 Tm
<b>(303) Giorgio MAGGI</b>					
1	16:10:10.589	1:00.858	26.315	17.534	17.009
2	16:11:03.310	52.721	19.048	17.012	16.661
3	16:11:55.018	51.708	18.601	16.759	<b>16.348</b>
4	16:12:48.041	53.023	19.231	17.243	16.549
5	16:13:40.142	52.101	18.858	16.702	16.541
6	16:14:31.969	51.827	18.559	16.804	16.464
7	16:15:23.637	<b>51.668</b>	<b>18.557</b>	<b>16.594</b>	16.517

Lap	Time of Day	Lap Tm	S1 Tm	S2 Tm	S3 Tm
<b>(262) Alex ENGBLOM</b>					
1	16:10:12.256	57.274	23.065	17.618	16.591
2	16:11:11.524	59.268	20.130	20.776	18.362
3	16:12:03.293	<b>51.769</b>	<b>18.435</b>	16.775	16.559
4	16:12:55.190	51.897	18.611	16.820	16.466
5	16:13:47.220	52.030	18.748	16.790	16.492
6	16:14:39.058	51.838	18.765	<b>16.638</b>	<b>16.435</b>
7	16:15:31.058	52.000	18.744	16.747	16.509



# Rotax Euro Challenge 2012 Wackersdorf

Rotax Seniors

Wackersdorf 1,275 Km

Qualifying Practice Group S2

11.05.2012 16:00

Qualifying (15:00 Time) started at 16:00:00

Lap	Time of Day	Lap Tm	S1 Tm	S2 Tm	S3 Tm	Lap	Time of Day	Lap Tm	S1 Tm	S2 Tm	S3 Tm
<b>(226) Erik STILLMANN</b>											
1	16:10:06.598	56.415	22.085	17.194	17.136						
2	16:10:58.690	52.092	18.813	16.856	16.423						
3	16:11:50.462	<b>51.772</b>	<b>18.514</b>	16.668	16.590						
4	16:12:42.340	51.878	18.665	16.712	16.501						
5	16:13:34.564	52.224	19.069	16.736	16.419						
6	16:14:26.946	52.382	19.170	16.812	<b>16.400</b>						
7	16:15:18.810	51.864	18.630	<b>16.609</b>	16.625						
<b>(255) Moritz OBERHEIM</b>											
1	16:10:56.604	52.591	19.149	16.893	16.549						
2	16:11:48.628	52.024	18.740	16.718	16.566						
3	16:12:40.464	<b>51.836</b>	<b>18.691</b>	16.685	<b>16.460</b>						
4	16:13:33.597	53.133	19.846	<b>16.632</b>	16.655						
5	16:14:29.869	56.272	23.038	16.747	16.487						
6	16:15:21.915	52.046	18.713	16.665	16.668						
<b>(306) Kevin KEMMLING</b>											
1	16:10:29.183	52.945	19.573	16.785	16.587						
2	16:11:21.418	52.235	18.818	16.808	16.609						
3	16:12:13.566	52.148	18.863	<b>16.747</b>	16.538						
4	16:13:05.614	<b>52.048</b>	<b>18.787</b>	16.749	16.512						
5	16:13:58.058	52.444	19.012	16.875	16.557						
6	16:14:50.327	52.269	19.018	16.783	<b>16.468</b>						
7	16:15:44.320	53.993	19.006	16.855	18.132						
<b>(302) Kevin MINIER</b>											
1	16:10:11.073	58.615	24.428	17.304	16.883						
2	16:11:04.410	53.337	19.722	16.856	16.759						
3	16:11:56.786	52.376	<b>18.807</b>	16.778	16.791						
4	16:12:48.960	52.174	18.863	16.645	16.666						
5	16:13:44.293	55.333	19.492	16.611	19.230						
6	16:14:36.918	52.625	19.510	<b>16.577</b>	<b>16.538</b>						
7	16:15:29.005	<b>52.087</b>	18.856	16.692	16.539						
<b>(244) Eva BENES</b>											
1	16:07:04.804	53.033	19.278	17.046	16.709						
2	16:07:57.720	52.916	19.084	17.060	16.772						
3	16:08:51.007	53.287	19.311	17.135	16.841						
4	16:09:44.580	53.573	19.908	16.926	16.739						
5	16:10:37.554	52.974	19.303	16.995	16.676						
6	16:11:30.419	52.865	19.190	16.938	16.737						
7	16:12:26.428	56.009	19.331	16.963	19.715						
8	16:13:25.208	58.780	24.362	17.886	16.532						
9	16:14:18.152	52.944	19.260	16.815	16.869						
10	16:15:10.298	<b>52.146</b>	<b>19.012</b>	<b>16.689</b>	<b>16.445</b>						
<b>(245) Hubert PETIT</b>											
1	16:10:57.299	53.399	19.091	17.445	16.863						
2	16:11:51.297	53.998	20.516	16.729	16.753						
3	16:12:45.816	54.519	19.583	<b>16.670</b>	18.266						
4	16:13:38.060	<b>52.244</b>	<b>19.017</b>	16.691	<b>16.536</b>						
5	16:14:30.897	52.837	19.497	16.757	16.583						
6	16:15:23.512	52.615	19.332	16.706	16.577						
<b>(283) Marco FORRER</b>											
1	16:10:10.758	58.943	24.666	17.596	16.681						
2	16:11:03.953	53.195	19.270	17.016	16.909						
3	16:11:56.982	53.029	19.066	16.866	17.097						
4	16:12:49.531	<b>52.549</b>	<b>18.859</b>	<b>16.762</b>	16.928						
5	16:13:42.770	53.239	19.401	17.113	16.725						
6	16:14:35.541	52.771	18.942	16.764	17.065						
7	16:15:28.667	53.126	19.540	16.910	<b>16.676</b>						



# Rotax Euro Challenge 2012 Wackersdorf

Rotax Seniors

Wackersdorf 1,275 Km

Qualifying Practice Group S3 **-NEW-**

11.05.2012 16:30

Qualifying (15:00 Time) started at 16:30:01

Pos	No.	Name	Nat.	Chassis	Race Team	Laps	Best Tm	Diff	Gap In Lap	km/h
1	208	Charlie EASTWOOD	IRL	Formula K	Protrain Racing	7	51.046			5 89,919
2	222	Pierce LEHANE	AUS	Alonso	Dan Holland Racing	6	51.047	0.001	0.001	3 89,917
3	236	Andy KING	GBR	Tonykart	Strawberry Racing	7	51.188	0.142	0.141	3 89,669
4	211	Shaun SLAVIN	GBR	Formula K	Formula K Europe	6	51.229	0.183	0.041	3 89,598
5	299	Philip MORIN	SWE	Alonso	Dan Holland Racing	6	51.339	0.293	0.110	2 89,406
6	296	Josh HART	NZL	Birel	Kalman Motorsport	6	51.368	0.322	0.029	3 89,355
7	224	Aavo TALVAR	EST	Intrepid	Talvar Racing	6	51.500	0.454	0.132	4 89,126
8	270	Santeri VARIS	FIN	Tonykart	JTL Racing	6	51.547	0.501	0.047	3 89,045
9	218	Nicolai NIELSEN	DEN	TBA	Star Karting	6	51.554	0.508	0.007	3 89,033
10	284	Oliver MYERS	GBR	Tonykart	Coles Racing	8	51.636	0.590	0.082	8 88,891
11	259	Nicolas PICOT	FRA	Sodikart	Kart Pro Racing	7	51.657	0.611	0.021	3 88,855
12	266	Petr FULIN	CZE	MS Kart	MS Kart Racing Team	6	51.677	0.631	0.020	3 88,821
13	238	Alexandre FINKELSTEIN	FRA	Tonykart	MD Competition	8	51.690	0.644	0.013	6 88,799
14	223	Jacob NIELSEN	DEN	Kosmic	Star Karting	6	51.702	0.656	0.012	2 88,778
15	300	Joel AFFOLTER	NED	Gillard	PDB Racing Team	7	51.810	0.764	0.108	4 88,593
16	227	Matija JURKOVIC	SLO	Formula K	MLM Racing KK	6	51.829	0.783	0.019	3 88,560
17	280	Brandon NILSSON	SWE	Exprit	Brandon Racing	8	51.907	0.861	0.078	4 88,427
18	267	Max RENBERG	SWE	Tonykart	Soda Kart	6	52.011	0.965	0.104	3 88,251
19	279	Juuso KAUKELIN	FIN	Tonykart	JTL Racing	6	52.087	1.041	0.076	3 88,122
20	286	Lukasz BARTOSZUK	POL	Praga	Uniq Racing	7	52.092	1.046	0.005	6 88,113
21	257	Ebba GRANDIN	SWE	Kosmic	Soda Kart	12	52.094	1.048	0.002	9 88,110
22	263	Henry EASTHOPE	GBR	Sodikart	Sodikart Junior Team	6	52.155	1.109	0.061	4 88,007

Not classified

DNS	230	Charlie TURNER	GBR	CRG	Coles Racing					0 -
DQ	248	Artem KOROLEV	CAN	Intrepid	Team TKP	1	53.187			1 86,299

## Announcements

These results are provisional until the conclusion of any judicial and technical matters  
 No. 248 excluded from qualifying practice / reason under the weight

Timekeeping Ingrid and Meik Wagner:

Clerk of the course Nigel Edwards:

[www.mylaps.com](http://www.mylaps.com)

Steward (Chairman) Horst Seidel:

Chief Scrutineer Paul Klaassen:

Licensed to: Motorsport Events

Printed: 11.05.2012 18:00:25

posted at:

h



# Rotax Euro Challenge 2012 Wackersdorf

Rotax Seniors

Wackersdorf 1,275 Km

Qualifying Practice Group S3

11.05.2012 16:30

Qualifying (15:00 Time) started at 16:30:01

Lap	Time of Day	Lap Tm	S1 Tm	S2 Tm	S3 Tm	Lap	Time of Day	Lap Tm	S1 Tm	S2 Tm	S3 Tm
<b>(208) Charlie EASTWOOD</b>						<b>(284) Oliver MYERS</b>					
1	16:39:59.000	56.550	23.086	17.115	16.349	1	16:39:03.014	1:23.606	24.378	26.509	32.719
2	16:40:50.878	51.878	18.804	16.789	16.285	2	16:39:57.706	54.692	21.359	16.871	16.462
3	16:41:42.041	51.163	18.471	16.445	<b>16.247</b>	3	16:40:49.952	52.246	18.846	16.872	16.528
4	16:42:33.311	51.270	18.498	16.488	16.284	4	16:41:41.926	51.974	18.738	16.744	16.492
5	16:43:24.357	<b>51.046</b>	<b>18.353</b>	<b>16.416</b>	16.277	5	16:42:34.046	52.120	19.015	<b>16.600</b>	16.505
6	16:44:17.751	53.394	19.627	17.397	16.370	6	16:43:26.289	52.243	19.122	16.671	16.450
7	16:45:08.960	51.209	18.447	16.483	16.279	7	16:44:18.300	52.011	18.840	16.678	16.493
<b>(222) Pierce LEHANE</b>						<b>(259) Nicolas PICOT</b>					
1	16:41:27.702	1:00.726	20.391	16.684	23.651	1	16:40:00.560	54.365	21.039	16.752	16.574
2	16:42:19.168	51.466	18.736	16.485	16.245	2	16:40:52.712	52.152	18.724	16.683	16.745
3	16:43:10.215	<b>51.047</b>	<b>18.402</b>	16.415	<b>16.230</b>	3	16:41:44.369	<b>51.657</b>	<b>18.680</b>	<b>16.571</b>	16.406
4	16:44:01.340	51.125	18.495	<b>16.393</b>	16.237	4	16:42:36.468	52.099	18.792	16.820	16.487
5	16:44:53.521	52.181	19.087	16.599	16.495	5	16:43:28.270	51.802	18.763	16.596	16.443
6	16:45:44.755	51.234	18.455	16.457	16.322	6	16:44:26.316	58.046	18.810	19.255	19.981
<b>(236) Andy KING</b>						<b>(266) Petr FULIN</b>					
1	16:39:59.963	55.831	22.727	16.666	16.438	1	16:40:58.662	51.684	18.568	16.724	<b>16.392</b>
2	16:40:51.492	51.529	18.556	16.576	16.397	2	16:41:50.798	52.136	18.681	16.970	16.485
3	16:41:42.680	<b>51.188</b>	<b>18.481</b>	<b>16.427</b>	<b>16.280</b>	3	16:42:42.475	<b>51.677</b>	<b>18.621</b>	<b>16.615</b>	16.441
4	16:42:34.200	51.520	18.556	16.520	16.444	4	16:43:34.169	51.694	<b>18.560</b>	16.635	16.499
5	16:43:25.744	51.544	18.592	16.595	16.357	5	16:44:26.572	52.403	18.590	16.872	16.941
6	16:44:17.276	51.532	18.523	16.627	16.382	6	16:45:18.398	51.826	18.680	16.681	16.465
7	16:45:08.831	51.555	18.627	16.563	16.365	<b>(238) Alexandre FINKELSTEIN</b>					
<b>(211) Shaun SLAVIN</b>						1	16:39:07.372	58.022	23.505	17.331	17.186
1	16:41:22.143	53.531	20.512	16.547	16.472	2	16:40:03.089	55.717	22.079	17.238	<b>16.400</b>
2	16:42:14.134	51.991	19.162	16.527	16.302	3	16:40:54.904	51.815	18.685	16.637	16.493
3	16:43:05.363	<b>51.229</b>	18.499	<b>16.459</b>	<b>16.271</b>	4	16:41:46.688	51.784	18.736	<b>16.550</b>	16.498
4	16:43:59.329	53.966	18.789	16.473	18.704	5	16:42:38.569	51.881	18.822	16.631	16.428
5	16:44:52.234	52.905	20.019	16.553	16.333	6	16:43:30.259	<b>51.690</b>	18.657	16.575	16.458
6	16:45:43.510	51.276	<b>18.456</b>	16.524	16.296	7	16:44:25.741	55.482	<b>18.655</b>	18.488	18.339
<b>(299) Philip MORIN</b>						8	16:45:17.635	51.894	18.689	16.560	16.645
1	16:41:21.451	52.227	19.134	16.543	16.550	<b>(223) Jacob NIELSEN</b>					
2	16:42:12.790	<b>51.339</b>	18.406	16.566	<b>16.367</b>	1	16:41:22.219	52.794	19.509	16.871	16.414
3	16:43:04.274	51.484	18.454	16.657	16.373	2	16:42:13.921	<b>51.702</b>	18.720	<b>16.609</b>	16.373
4	16:43:58.574	54.300	21.424	<b>16.429</b>	16.447	3	16:43:05.761	51.840	18.894	16.632	<b>16.314</b>
5	16:44:50.130	51.556	<b>18.388</b>	16.629	16.539	4	16:43:57.778	52.017	18.739	16.656	16.622
6	16:45:41.547	51.417	18.454	16.484	16.479	5	16:44:49.901	52.123	<b>18.714</b>	16.704	16.705
<b>(296) Josh HART</b>						6	16:45:42.289	52.388	19.191	16.676	16.521
1	16:41:25.999	59.616	18.828	19.213	21.575	<b>(300) Joel AFFOLTER</b>					
2	16:42:17.637	51.638	18.660	16.615	16.363	1	16:39:57.260	54.588	21.306	16.742	16.540
3	16:43:09.005	<b>51.368</b>	18.492	16.536	16.340	2	16:40:49.440	52.180	19.018	16.706	16.456
4	16:44:00.416	51.411	18.577	<b>16.523</b>	<b>16.311</b>	3	16:41:41.330	51.890	18.958	<b>16.502</b>	16.430
5	16:44:51.883	51.467	<b>18.461</b>	16.584	16.422	4	16:42:33.140	<b>51.810</b>	18.891	16.523	16.396
6	16:45:50.969	59.086	23.385	17.486	18.215	5	16:43:24.956	51.816	18.881	16.557	<b>16.378</b>
<b>(224) Aavo TALVAR</b>						6	16:44:16.768	51.812	<b>18.776</b>	16.521	16.515
1	16:40:58.349	51.862	18.695	16.627	16.540	7	16:45:08.616	51.848	18.810	16.563	16.475
2	16:41:50.059	51.710	18.804	16.527	16.379	<b>(227) Matija JURKOVIC</b>					
3	16:42:41.623	51.564	18.673	16.520	<b>16.371</b>	1	16:41:22.687	53.699	20.421	16.694	16.584
4	16:43:33.123	<b>51.500</b>	<b>18.586</b>	<b>16.506</b>	16.408	2	16:42:14.657	51.970	18.956	16.628	16.386
5	16:44:27.138	54.015	18.621	16.626	18.768	3	16:43:06.486	<b>51.829</b>	<b>18.732</b>	16.747	<b>16.350</b>
6	16:45:18.700	51.562	18.590	16.561	16.411	4	16:43:59.452	52.966	18.973	16.724	17.269
<b>(270) Santeri VARIS</b>						5	16:44:51.298	51.846	18.766	16.594	16.486
1	16:41:23.693	52.050	18.703	16.773	16.574	6	16:45:43.169	51.871	18.764	<b>16.535</b>	16.572
2	16:42:15.999	52.306	18.512	16.796	16.998	<b>(280) Brandon NILSSON</b>					
3	16:43:07.546	<b>51.547</b>	18.618	16.620	<b>16.309</b>	1	16:39:22.230	52.849	19.273	17.003	16.573
4	16:43:59.251	51.705	<b>18.477</b>	<b>16.568</b>	16.660	2	16:40:15.708	53.478	19.865	17.077	16.536
5	16:44:50.919	51.668	18.589	16.625	16.454	3	16:41:07.810	52.102	18.864	16.712	16.526
6	16:45:42.544	51.625	18.608	16.613	16.404	4	16:41:59.717	<b>51.907</b>	18.714	16.703	<b>16.490</b>
<b>(218) Nicolai NIELSEN</b>						5	16:42:51.683	51.966	18.747	16.723	16.496
1	16:41:21.623	54.559	19.353	16.970	18.236	6	16:43:43.635	51.952	18.680	16.670	16.602
2	16:42:13.237	51.614	<b>18.638</b>	16.545	16.431	7	16:44:35.935	52.300	<b>18.661</b>	16.828	16.811
3	16:43:04.791	<b>51.554</b>	18.708	<b>16.524</b>	<b>16.322</b>	8	16:45:27.903	51.968	18.832	<b>16.624</b>	16.512
4	16:43:57.990	53.199	18.840	16.591	17.768						
5	16:44:49.995	52.005	18.750	16.674	16.581						



# Rotax Euro Challenge 2012 Wackersdorf

Rotax Seniors

Wackersdorf 1,275 Km

Qualifying Practice Group S3

11.05.2012 16:30

Qualifying (15:00 Time) started at 16:30:01

Lap	Time of Day	Lap Tm	S1 Tm	S2 Tm	S3 Tm	Lap	Time of Day	Lap Tm	S1 Tm	S2 Tm	S3 Tm
<b>(267) Max RENBERG</b>											
1	16:41:01.401	52.024	<b>18.764</b>	16.852	<b>16.408</b>						
2	16:41:53.512	52.111	18.791	16.756	16.564						
3	16:42:45.523	<b>52.011</b>	18.796	16.661	16.554						
4	16:43:37.665	52.142	18.865	<b>16.620</b>	16.657						
5	16:44:30.724	53.059	18.934	17.185	16.940						
6	16:45:23.489	52.765	19.184	16.917	16.664						
<b>(279) Juuso KAUKELIN</b>											
1	16:41:24.658	52.529	18.829	17.120	16.580						
2	16:42:16.913	52.255	18.886	16.739	16.630						
3	16:43:09.000	<b>52.087</b>	<b>18.719</b>	16.807	16.561						
4	16:44:01.179	52.179	18.943	<b>16.716</b>	<b>16.520</b>						
5	16:44:53.979	52.800	18.856	16.766	17.178						
6	16:45:46.137	52.158	18.732	16.777	16.649						
<b>(286) Lukasz BARTOSZUK</b>											
1	16:39:48.858	52.945	19.220	16.998	16.727						
2	16:40:41.279	52.421	18.996	16.803	16.622						
3	16:41:33.690	52.411	18.972	16.760	16.679						
4	16:42:26.002	52.312	18.887	16.903	<b>16.522</b>						
5	16:43:19.401	53.399	20.105	16.751	16.543						
6	16:44:11.493	<b>52.092</b>	<b>18.774</b>	16.752	16.566						
7	16:45:03.774	52.281	18.940	<b>16.733</b>	16.608						
<b>(257) Ebba GRANDIN</b>											
1	16:35:39.692	52.641	18.984	17.040	16.617						
2	16:36:32.253	52.561	18.960	16.893	16.708						
3	16:37:25.067	52.814	19.368	16.878	16.568						
4	16:38:17.494	52.427	18.951	16.901	16.575						
5	16:39:09.910	52.416	18.863	16.923	16.630						
6	16:40:02.391	52.481	19.103	16.790	16.588						
7	16:40:54.805	52.414	18.770	17.050	16.594						
8	16:41:47.324	52.519	19.169	16.804	<b>16.546</b>						
9	16:42:39.418	<b>52.094</b>	18.905	<b>16.642</b>	16.547						
10	16:43:31.755	52.337	18.749	16.773	16.815						
11	16:44:25.161	53.406	<b>18.667</b>	17.537	17.202						
12	16:45:17.851	52.690	18.849	16.820	17.021						
<b>(263) Henry EASTHOPE</b>											
1	16:41:25.112	55.531	21.272	17.529	16.730						
2	16:42:18.111	52.999	19.158	17.273	16.568						
3	16:43:10.734	52.623	<b>18.977</b>	17.066	16.580						
4	16:44:02.889	<b>52.155</b>	19.036	16.752	<b>16.367</b>						
5	16:44:55.128	52.239	19.036	16.746	16.457						
6	16:45:47.297	52.169	18.994	<b>16.648</b>	16.527						
<b>(248) Artem KOROLEV</b>											
1	16:39:50.855	<b>53.187</b>	<b>19.423</b>	<b>17.141</b>	<b>16.623</b>						

Timekeeping Ingrid and Meik Wagner:

Clerk of the course Nigel Edwards:

Steward (Chairman) Horst Seidel:

Chief Scrutineer Paul Klaassen:

[www.mylaps.com](http://www.mylaps.com)

Licensed to: Motorsport Events



# Rotax Euro Challenge 2012 Wackersdorf

Rotax Seniors

Wackersdorf 1,275 Km

## Total result Qualifying Group S1/S2/S3 -Official Result-

Pos	No.	Name	Nat.	Chassis	Race Team	total Best Tm	Diff	QS1 Best Tm	QS2 Best Tm	QS3 Best Tm
1	208	Charlie EASTWOOD	IRL	Formula K	Protrain Racing	51.046				51.046
2	222	Pierce LEHANE	AUS	Alonso	Dan Holland Racing	51.047	0.001			51.047
3	205	Sean BABINGTON	GBR	Alonso	Dan Holland Racing	51.086	0.040		51.086	
4	294	Makino TADASUKE	JPN	Birel	Kalman Motorsport	51.118	0.072	51.118		
5	214	Michael COOL	BEL	Tonykart	Bouvin Power	51.125	0.079		51.125	
6	254	Harrison SCOTT	GBR	Tonykart	Strawberry Racing	51.148	0.102	51.148		
7	236	Andy KING	GBR	Tonykart	Strawberry Racing	51.188	0.142			51.188
8	260	Bas de LAAT	NED	Gillard	PDB Racing Team	51.194	0.148	51.194		
9	211	Shaun SLAVIN	GBR	Formula K	Formula K Europe	51.229	0.183			51.229
10	212	Jiri FORMAN	GBR	MS Kart	MS Kart Racing Team	51.243	0.197		51.243	
11	221	Jesse LAZARE	CAN	Formula K	Chapman Racing/Protrain	51.246	0.200	51.246		
12	301	Jonathan JOHANSSON	SWE	Gillard	PDB Racing Team	51.311	0.265	51.311		
13	216	Bryan EERDEN	NED	Gillard	PDB Racing Team	51.319	0.273	51.319		
14	203	Edward BRAND	GBR	Formula K	Formula K Europe	51.325	0.279		51.325	
15	213	Thomas BENISRI	FRA	Sodikart	Win Max	51.334	0.288	51.334		
16	299	Philip MORIN	SWE	Alonso	Dan Holland Racing	51.339	0.293			51.339
17	234	Ash HAND	GBR	Tonykart	Strawberry Racing	51.343	0.297	51.343		
18	269	John FRIBERG	SWE	Tonykart	Soda Kart	51.350	0.304	51.350		
19	290	Ukyo SASAHARA	JPN	DR	VPDR	51.351	0.305		51.351	
20	296	Josh HART	NZL	Birel	Kalman Motorsport	51.368	0.322			51.368
21	240	Petr BEZEL	CZE	MS Kart	MS Kart Racing Team	51.375	0.329		51.375	
22	217	Glen VAN DROOGENBROE	BEL	Tonykart	Bouvin Power	51.448	0.402		51.448	
23	261	Stephane KOX	NED	Formula K	Formula K Europe	51.461	0.415		51.461	
24	219	Andreas BACKMAN	SWE	Tonykart	Strawberry Racing	51.464	0.418	51.464		
25	250	Ludvig MORIN	SWE	Kosmic	Paul Carr Racing	51.473	0.427		51.473	
26	232	James SINGLETON	GBR	CRG	Coles Racing	51.476	0.430		51.476	
27	293	Sandor JAKAB	SVK	Birel	Kalman Motorsport	51.486	0.440	51.486		
28	224	Aavo TALVAR	EST	Intrepid	Talvar Racing	51.500	0.454			51.500
29	278	Barrie PULLINGER	GBR	Alonso	Dan Holland Racing	51.512	0.466	51.512		
30	304	Oliver NORRIS	GBR	Tonykart	RL Racing Dept Ltd	51.528	0.482		51.528	
31	246	Sabedin Berat TURKER	TUR	Formula K	Protrain Racing	51.537	0.491		51.537	
32	207	Ferenc KANCSAR	AUT	Birel	Kalman Motorsport	51.546	0.500		51.546	
33	270	Santeri VARIS	FIN	Tonykart	JTL Racing	51.547	0.501			51.547
34	218	Nicolai NIELSEN	DEN	TBA	Star Karting	51.554	0.508			51.554
35	271	Christopher FRIEDRICH	GER	Praga	M-Tec/Praga Racing	51.609	0.563		51.609	
36	268	Francisco MORA	POR	FA	Cabo do Mundo Kartteam	51.622	0.576		51.622	
37	284	Oliver MYERS	GBR	Tonykart	Coles Racing	51.636	0.590			51.636
38	259	Nicolas PICOT	FRA	Sodikart	Kart Pro Racing	51.657	0.611			51.657
39	303	Giorgio MAGGI	SUI	Tonykart	Blacky Racing	51.668	0.622		51.668	
40	266	Petr FULIN	CZE	MS Kart	MS Kart Racing Team	51.677	0.631			51.677
41	252	Juuso PYKALAINEN	FIN	Tonykart	MPT Racing	51.681	0.635	51.681		
42	258	Mikkel JOHNSEN	DEN	Intrepid	DMT Racing	51.683	0.637	51.683		
43	272	Jules COUSIN	FRA	FA Kart	DSS Kart	51.689	0.643	51.689		
44	238	Alexandre FINKELSTEIN	FRA	Tonykart	MD Competition	51.690	0.644			51.690
45	223	Jacob NIELSEN	DEN	Kosmic	Star Karting	51.702	0.656			51.702

### Announcements

These results are provisional until the conclusion of any judicial and technical matters  
 No. 255 + 248 excluded from qualifying practice / reason under the weight



# Rotax Euro Challenge 2012 Wackersdorf

Rotax Seniors

Wackersdorf 1,275 Km

Total result Qualifying Group S1/S2/S3 -Official Result-

Pos	No.	Name	Nat.	Chassis	Race Team	total Best Tm	Diff	QS1 Best Tm	QS2 Best Tm	QS3 Best Tm
46	220	Mathias SMITH	DEN	Kosmic	Star Karting	51.747	0.701	51.747		
47	225	Jeremie LESOUDIER	FRA	Kosmic	PKS	51.747	0.701	51.747		
48	237	Sten Dorian PIIRIMAGI	EST	Tonykart	Aix Racing Team	51.765	0.719	51.765		
49	262	Alex ENGBLOM	SWE	Tonykart	Soda Kart	51.769	0.723		51.769	
50	226	Erik STILLMANN	SWE	Sodikart	Wallberg Motorsport	51.772	0.726		51.772	
51	300	Joel AFFOLTER	NED	Gillard	PDB Racing Team	51.810	0.764			51.810
52	227	Matija JURKOVIC	SLO	Formula K	MLM Racing KK	51.829	0.783			51.829
53	241	Pierre AUVRAY	FRA	FA Kart	DSS Kart	51.862	0.816	51.862		
54	280	Brandon NILSSON	SWE	Exprit	Brandon Racing	51.907	0.861			51.907
55	267	Max RENBERG	SWE	Tonykart	Soda Kart	52.011	0.965			52.011
56	233	Manon CHAVAGNE	NED	Topkart	Slangen Karting	52.012	0.966	52.012		
57	242	Miroslav KOVAR	CZE	MS Kart	MS Kart Racing Team	52.044	0.998	52.044		
58	306	Kevin KEMMLING	GER	Formula K	Kartschmie.de	52.048	1.002		52.048	
59	279	Juuso KAUKELIN	FIN	Tonykart	JTL Racing	52.087	1.041			52.087
60	302	Kevin MINIER	FRA	Tonykart	MD Competition	52.087	1.041		52.087	
61	286	Lukasz BARTOSZUK	POL	Praga	Uniq Racing	52.092	1.046			52.092
62	257	Ebba GRANDIN	SWE	Kosmic	Soda Kart	52.094	1.048			52.094
63	244	Eva BENES	FRA	Kosmic	PKS	52.146	1.100		52.146	
64	263	Henry EASTHOPE	GBR	Sodikart	Sodikart Junior Team	52.155	1.109			52.155
65	288	Cecile MARTINI	FRA	Sodikart	Martini Racing	52.173	1.127	52.173		
66	243	Glenn VAN PARIJS	BEL	Zanardi	Raw Racing Team	52.195	1.149	52.195		
67	245	Hubert PETIT	FRA	Sodikart	Sodikart Junior Team	52.244	1.198		52.244	
68	275	Benjamin KARLOG	DEN	Tonykart	RS Competition	52.377	1.331	52.377		
69	283	Marco FORRER	SUI	Mach 1	Kartteam Meier	52.549	1.503		52.549	
DQ	255	Moritz OBERHEIM	GER	LH Kart	Matis Motorsport					
DQ	248	Artem KOROLEV	CAN	Intrepid	Team TKP					
DNS	230	Charlie TURNER	GBR	CRG	Coles Racing					

## Announcements

These results are provisional until the conclusion of any judicial and technical matters  
 No. 255 + 248 excluded from qualifying practice / reason under the weight



**Heat organization  
Rotax Euro Challenge 2012  
Wackersdorf / Germany  
Rotax Max Seniors Group A**

Group	Pos	No.	Firstname	Lastname	Class	Overall BestTm
Group A	1	208	Charlie	EASTWOOD	Seniors	51.046
Group A	6	254	Harrison	SCOTT	Seniors	51.148
Group A	11	221	Jesse	LAZARE	Seniors	51.246
Group A	16	299	Philip	MORIN	Seniors	51.339
Group A	21	240	Petr	BEZEL	Seniors	51.375
Group A	26	232	James	SINGLETON	Seniors	51.476
Group A	31	246	Sabedin Berat	TURKER	Seniors	51.537
Group A	36	268	Francisco	MORA	Seniors	51.622
Group A	41	252	Juuso	PYKALAINEN	Seniors	51.681
Group A	46	220	Mathias	SMITH	Seniors	51.747
Group A	51	300	Joel	AFFOLTER	Seniors	51.810
Group A	56	233	Manon	CHAVAGNE	Seniors	52.012
Group A	61	286	Lukasz	BARTOSZUK	Seniors	52.092
Group A	66	243	Glenn	VAN PARIJS	Seniors	52.195
Group A	71	248	Artem	KOROLEV	Seniors	EXC



Clerk of the course Nigel Edwards:

Stewards (Chairman) Horst Seidel:

Scrutineer Paul Klaassen:

Timekeeping Ingrid/Meik Wagner:

Printed: 11.05.2012 17:42

Posted at: h

**Heat organization  
Rotax Euro Challenge 2012  
Wackersdorf / Germany  
Rotax Max Seniors Group B**

Group	Pos	No.	Firstname	Lastname	Class	Overall BestTm
Group B	2	222	Pierce	LEHANE	Seniors	51.047
Group B	7	236	Andy	KING	Seniors	51.188
Group B	12	301	Jonathan	JOHANSSON	Seniors	51.311
Group B	17	234	Ash	HAND	Seniors	51.343
Group B	22	217	Glen	VAN DROOGENB	Seniors	51.448
Group B	27	293	Sandor	JAKAB	Seniors	51.486
Group B	32	207	Ferenc	KANCSAR	Seniors	51.546
Group B	37	284	Oliver	MYERS	Seniors	51.636
Group B	42	258	Mikkel	JOHNSEN	Seniors	51.683
Group B	47	225	Jeremie	LESOUDIER	Seniors	51.747
Group B	52	227	Matija	JURKOVIC	Seniors	51.829
Group B	57	242	Miroslav	KOVAR	Seniors	52.044
Group B	62	257	Ebba	GRANDIN	Seniors	52.094
Group B	67	245	Hubert	PETIT	Seniors	52.244
Group B	72	230	Charlie	TURNER	Seniors	DNS



Clerk of the course Nigel Edwards:

Stewards (Chairman) Horst Seidel:

Scrutineer Paul Klaassen:

Timekeeping Ingrid/Meik Wagner:

Printed: 11.05.2012 17:42

Posted at: h

**Heat organization  
Rotax Euro Challenge 2012  
Wackersdorf / Germany  
Rotax Max Seniors Group C**

Group	Pos	No.	Firstname	Lastname	Class	Overall BestTm
Group C	3	205	Sean	BABINGTON	Seniors	51.086
Group C	8	260	Bas	de LAAT	Seniors	51.194
Group C	13	216	Bryan	EERDEN	Seniors	51.319
Group C	18	269	John	FRIBERG	Seniors	51.350
Group C	23	261	Stephane	KOX	Seniors	51.461
Group C	28	224	Aavo	TALVAR	Seniors	51.500
Group C	33	270	Santeri	VARIS	Seniors	51.547
Group C	38	259	Nicolas	PICOT	Seniors	51.657
Group C	43	272	Jules	COUSIN	Seniors	51.689
Group C	48	237	Sten Dorian	PIIRIMAGI	Seniors	51.765
Group C	53	241	Pierre	AUVRAY	Seniors	51.862
Group C	58	306	Kevin	KEMMLING	Seniors	52.048
Group C	63	244	Eva	BENES	Seniors	52.146
Group C	68	275	Benjamin	KARLOG	Seniors	52.377



Clerk of the course Nigel Edwards:

Stewards (Chairman) Horst Seidel:

Scrutineer Paul Klaassen:

Timekeeping Ingrid/Meik Wagner:

Printed: 11.05.2012 17:42

posted at: h

**Heat organization  
Rotax Euro Challenge 2012  
Wackersdorf / Germany  
Rotax Max Seniors Group D**

Group	Pos	No.	Firstname	Lastname	Class	Overall BestTm
Group D	4	294	Makino	TADASUKE	Seniors	51.118
Group D	9	211	Shaun	SLAVIN	Seniors	51.229
Group D	14	203	Edward	BRAND	Seniors	51.325
Group D	19	290	Ukyo	SASAHARA	Seniors	51.351
Group D	24	219	Andreas	BACKMAN	Seniors	51.464
Group D	29	278	Barrie	PULLINGER	Seniors	51.512
Group D	34	218	Nicolai	NIELSEN	Seniors	51.554
Group D	39	303	Giorgio	MAGGI	Seniors	51.668
Group D	44	238	Alexandre	FINKELSTEIN	Seniors	51.690
Group D	49	262	Alex	ENGBLOM	Seniors	51.769
Group D	54	280	Brandon	NILSSON	Seniors	51.907
Group D	59	279	Juuso	KAUKELIN	Seniors	52.087
Group D	64	263	Henry	EASTHOPE	Seniors	52.155
Group D	69	283	Marco	FORRER	Seniors	52.549



Clerk of the course Nigel Edwards:

Stewards (Chairman) Horst Seidel:

Scrutineer Paul Klaassen:

Timekeeping Ingrid/Meik Wagner:

Printed: 11.05.2012 17:42

posted at: h

**Heat organization  
Rotax Euro Challenge 2012  
Wackersdorf / Germany  
Group E**

Group	Pos	No.	Firstname	Lastname	Class	Overall BestTm
Group E	5	214	Michael	COOL	Seniors	51.125
Group E	10	212	Jiri	FORMAN	Seniors	51.243
Group E	15	213	Thomas	BENISRI	Seniors	51.334
Group E	20	296	Josh	HART	Seniors	51.368
Group E	25	250	Ludvig	MORIN	Seniors	51.473
Group E	30	304	Oliver	NORRIS	Seniors	51.528
Group E	35	271	Christopher	FRIEDRICH	Seniors	51.609
Group E	40	266	Petr	FULIN	Seniors	51.677
Group E	45	223	Jacob	NIELSEN	Seniors	51.702
Group E	50	226	Erik	STILLMANN	Seniors	51.772
Group E	55	267	Max	RENBURG	Seniors	52.011
Group E	60	302	Kevin	MINIER	Seniors	52.087
Group E	65	288	Cecile	MARTINI	Seniors	52.173
Group E	70	255	Moritz	OBERHEIM	Seniors	EXC



Clerk of the course Nigel Edwards:

Stewards (Chairman) Horst Seidel:

Scrutineer Paul Klaassen:

Timekeeping Ingrid/Meik Wagner:

Printed: 11.05.2012 17:42

posted at: h

Rotax Euro Challenge 2012  
 Class: Rotax Max Seniors  
 Date/Time: 12.05.2012 10:10

Track: Wackersdorf / Germany  
 Heat: Race 1 Qualifying Heat 1 A+B  
 Laps: 11

Edition 1

	35		18		36	
	33		17		34	
	31		16		32	
Artem KOROLEV	248	Group A EXC	15	Charlie TURNER	230	Group B DNS
	29				30	
Glenn VAN PARIJS	243	Group A 52.195	14	Hubert PETIT	245	Group B 52.244
	27				28	
Lukasz BARTOSZUK	286	Group A 52.092	13	Ebba GRANDIN	257	Group B 52.094
	25				26	
Manon CHAVAGNE	233	Group A 52.012	12	Miroslav KOVAR	242	Group B 52.044
	23				24	
Joel AFFOLTER	300	Group A 51.810	11	Matija JURKOVIC	227	Group B 51.829
	21				22	
Mathias SMITH	220	Group A 51.747	10	Jeremie LESOUDIER	225	Group B 51.747
	19				20	
Juuso PYKALAINEN	252	Group A 51.681	9	Mikkel JOHNSEN	258	Group B 51.683
	17				18	
Francisco MORA	268	Group A 51.622	8	Oliver MYERS	284	Group B 51.636
	15				16	
Sabedin Berat TURKER	246	Group A 51.537	7	Ferenc KANCSAR	207	Group B 51.546
	13				14	
James SINGLETON	232	Group A 51.476	6	Sandor JAKAB	293	Group B 51.486
	11				12	
Petr BEZEL	240	Group A 51.375	5	Glen VAN DROOGENI	217	Group B 51.448
	9				10	
Philip MORIN	299	Group A 51.339	4	Ash HAND	234	Group B 51.343
	7				8	
Jesse LAZARE	221	Group A 51.246	3	Jonathan JOHANSSON	301	Group B 51.311
	5				6	
Harrison SCOTT	254	Group A 51.148	2	Andy KING	236	Group B 51.188
	3				4	
Charlie EASTWOOD	208	Group A 51.046	1	Pierce LEHANE	222	Group B 51.047
	1				2	

Pole Position

Clerk of the course Nigel Edwards:  
 Stewards (Chairman) Horst Seidel:

Scrutineer Paul Klaassen:  
 Timekeeping Ingrid/Meik Wagner:

Rotax Euro Challenge 2012  
 Class: Rotax Max Seniors  
 Date/Time: 12.05.2012 10:30

Track: Wackersdorf / Germany  
 Heat: Race 2 Qualifying Heat 2 C+D  
 Laps: 11

Edition 1

	35	18		36
	33	17		34
	31	16		32
	29	15		30
Benjamin KARLOG	<b>275</b>	14	Marco FORRER	<b>283</b>
	27			28
Eva BENES	<b>244</b>	13	Henry EASTHOPE	<b>263</b>
	25			26
Kevin KEMMLING	<b>306</b>	12	Juuso KAUKELIN	<b>279</b>
	23			24
Pierre AUVRAY	<b>241</b>	11	Brandon NILSSON	<b>280</b>
	21			22
Sten Dorian PIIRIMAGI	<b>237</b>	10	Alex ENGBLOM	<b>262</b>
	19			20
Jules COUSIN	<b>272</b>	9	Alexandre FINKELSTEIN	<b>238</b>
	17			18
Nicolas PICOT	<b>259</b>	8	Giorgio MAGGI	<b>303</b>
	15			16
Santeri VARIS	<b>270</b>	7	Nicolai NIELSEN	<b>218</b>
	13			14
Aavo TALVAR	<b>224</b>	6	Barrie PULLINGER	<b>278</b>
	11			12
Stephane KOX	<b>261</b>	5	Andreas BACKMAN	<b>219</b>
	9			10
John FRIBERG	<b>269</b>	4	Ukyo SASAHARA	<b>290</b>
	7			8
Bryan EERDEN	<b>216</b>	3	Edward BRAND	<b>203</b>
	5			6
Bas de LAAT	<b>260</b>	2	Shaun SLAVIN	<b>211</b>
	3			4
Sean BABINGTON	<b>205</b>	1	Makino TADASUKE	<b>294</b>
	1			2

Pole Position

Clerk of the course Nigel Edwards:  
 Stewards (Chairman) Horst Seidel:

Scrutineer Paul Klaassen:  
 Timekeeping Ingrid/Meik Wagner:

Rotax Euro Challenge 2012  
 Class: Rotax Max Seniors  
 Date/Time: 12.05.2012 11:30

Track: Wackersdorf / Germany  
 Heat: Race 5 Qualifying Heat 3 A+E  
 Laps: 11

Edition 1

	35		18		36
	33		17		34
	31		16		32
Artem KOROLEV	<b>248</b>	Group A EXC	15		30
Glenn VAN PARIJS	<b>243</b>	Group A 52.195	14	Moritz OBERHEIM	<b>255</b> Group E EXC
Lukasz BARTOSZUK	<b>286</b>	Group A 52.092	13	Cecile MARTINI	<b>288</b> Group E 52.173
Manon CHAVAGNE	<b>233</b>	Group A 52.012	12	Kevin MINIER	<b>302</b> Group E 52.087
Joel AFFOLTER	<b>300</b>	Group A 51.810	11	Max RENBERG	<b>267</b> Group E 52.011
Mathias SMITH	<b>220</b>	Group A 51.747	10	Erik STILLMANN	<b>226</b> Group E 51.772
Juuso PYKALAINEN	<b>252</b>	Group A 51.681	9	Jacob NIELSEN	<b>223</b> Group E 51.702
Francisco MORA	<b>268</b>	Group A 51.622	8	Petr FULIN	<b>266</b> Group E 51.677
Sabedin Berat TURKER	<b>246</b>	Group A 51.537	7	Christopher FRIEDRICH	<b>271</b> Group E 51.609
James SINGLETON	<b>232</b>	Group A 51.476	6	Oliver NORRIS	<b>304</b> Group E 51.528
Petr BEZEL	<b>240</b>	Group A 51.375	5	Ludvig MORIN	<b>250</b> Group E 51.473
Philip MORIN	<b>299</b>	Group A 51.339	4	Josh HART	<b>296</b> Group E 51.368
Jesse LAZARE	<b>221</b>	Group A 51.246	3	Thomas BENISRI	<b>213</b> Group E 51.334
Harrison SCOTT	<b>254</b>	Group A 51.148	2	Jiri FORMAN	<b>212</b> Group E 51.243
Charlie EASTWOOD	<b>208</b>	Group A 51.046	1	Michael COOL	<b>214</b> Group E 51.125

Pole Position

Clerk of the course Nigel Edwards:  
 Stewards (Chairman) Horst Seidel:

Scrutineer Paul Klaassen:  
 Timekeeping Ingrid/Meik Wagner:



Rotax Euro Challenge 2012  
 Class: Rotax Max Seniors  
 Date/Time: 12.05.2012 11:50

Track: Wackersdorf / Germany  
 Heat: Race 6 Qualifying Heat 4 B+C  
 Laps: 11

Edition 1

	35		18		36
	33		17		34
	31		16		32
Charlie TURNER	<b>230</b>	Group B DNS	15		30
Hubert PETIT	<b>245</b>	Group B 52.244	14	Benjamin KARLOG	<b>275</b> Group C 52.377
Ebba GRANDIN	<b>257</b>	Group B 52.094	13	Eva BENES	<b>244</b> Group C 52.146
Miroslav KOVAR	<b>242</b>	Group B 52.044	12	Kevin KEMMLING	<b>306</b> Group C 52.048
Matija JURKOVIC	<b>227</b>	Group B 51.829	11	Pierre AUVRAY	<b>241</b> Group C 51.862
Jeremie LESOUDIER	<b>225</b>	Group B 51.747	10	Sten Dorian PIIRIMAGI	<b>237</b> Group C 51.765
Mikkel JOHNSEN	<b>258</b>	Group B 51.683	9	Jules COUSIN	<b>272</b> Group C 51.689
Oliver MYERS	<b>284</b>	Group B 51.636	8	Nicolas PICOT	<b>259</b> Group C 51.657
Ferenc KANCSAR	<b>207</b>	Group B 51.546	7	Santeri VARIS	<b>270</b> Group C 51.547
Sandor JAKAB	<b>293</b>	Group B 51.486	6	Aavo TALVAR	<b>224</b> Group C 51.500
Glen VAN DROOGENI	<b>217</b>	Group B 51.448	5	Stephane KOX	<b>261</b> Group C 51.461
Ash HAND	<b>234</b>	Group B 51.343	4	John FRIBERG	<b>269</b> Group C 51.350
Jonathan JOHANSSON	<b>301</b>	Group B 51.311	3	Bryan EERDEN	<b>216</b> Group C 51.319
Andy KING	<b>236</b>	Group B 51.188	2	Bas de LAAT	<b>260</b> Group C 51.194
Pierce LEHANE	<b>222</b>	Group B 51.047	1	Sean BABINGTON	<b>205</b> Group C 51.086

Pole Position

Clerk of the course Nigel Edwards:  
 Stewards (Chairman) Horst Seidel:

Scrutineer Paul Klaassen:  
 Timekeeping Ingrid/Meik Wagner:

Rotax Euro Challenge 2012  
 Class: Rotax Max Seniors  
 Date/Time: 12.05.2012 13:00

Track: Wackersdorf / Germany  
 Heat: Race 8 Qualifying Heat 5 D+E  
 Laps: 11

Edition 1

	35	18		36
	33	17		34
	31	16		32
	29	15		30
Marco FORRER	<b>283</b>	14	Moritz OBERHEIM	<b>255</b>
	27			28
Henry EASTHOPE	<b>263</b>	13	Cecile MARTINI	<b>288</b>
	25			26
Juuso KAUKELIN	<b>279</b>	12	Kevin MINIER	<b>302</b>
	23			24
Brandon NILSSON	<b>280</b>	11	Max RENBERG	<b>267</b>
	21			22
Alex ENGBLOM	<b>262</b>	10	Erik STILLMANN	<b>226</b>
	19			20
Alexandre FINKELSTEIN	<b>238</b>	9	Jacob NIELSEN	<b>223</b>
	17			18
Giorgio MAGGI	<b>303</b>	8	Petr FULIN	<b>266</b>
	15			16
Nicolai NIELSEN	<b>218</b>	7	Christopher FRIEDRICH	<b>271</b>
	13			14
Barrie PULLINGER	<b>278</b>	6	Oliver NORRIS	<b>304</b>
	11			12
Andreas BACKMAN	<b>219</b>	5	Ludvig MORIN	<b>250</b>
	9			10
Ukyo SASAHARA	<b>290</b>	4	Josh HART	<b>296</b>
	7			8
Edward BRAND	<b>203</b>	3	Thomas BENISRI	<b>213</b>
	5			6
Shaun SLAVIN	<b>211</b>	2	Jiri FORMAN	<b>212</b>
	3			4
Makino TADASUKE	<b>294</b>	1	Michael COOL	<b>214</b>
	1			2

Pole Position

Clerk of the course Nigel Edwards:  
 Stewards (Chairman) Horst Seidel:

Scrutineer Paul Klaassen:  
 Timekeeping Ingrid/Meik Wagner:

Rotax Euro Challenge 2012  
 Class: Rotax Max Seniors  
 Date/Time: 12.05.2012 13:20

Track: Wackersdorf / Germany  
 Heat: Race 9 Qualifying Heat 6 A+C  
 Laps: 11

Edition 1

	35		18		36
	33		17		34
	31		16		32
Artem KOROLEV	248	Group A EXC	15		30
Glenn VAN PARIJS	243	Group A 52.195	14	Benjamin KARLOG	275
Lukasz BARTOSZUK	286	Group A 52.092	13	Eva BENES	244
Manon CHAVAGNE	233	Group A 52.012	12	Kevin KEMMLING	306
Joel AFFOLTER	300	Group A 51.810	11	Pierre AUVRAY	241
Mathias SMITH	220	Group A 51.747	10	Sten Dorian PIIRIMAGI	237
Juuso PYKALAINEN	252	Group A 51.681	9	Jules COUSIN	272
Francisco MORA	268	Group A 51.622	8	Nicolas PICOT	259
Sabedin Berat TURKER	246	Group A 51.537	7	Santeri VARIS	270
James SINGLETON	232	Group A 51.476	6	Aavo TALVAR	224
Petr BEZEL	240	Group A 51.375	5	Stephane KOX	261
Philip MORIN	299	Group A 51.339	4	John FRIBERG	269
Jesse LAZARE	221	Group A 51.246	3	Bryan EERDEN	216
Harrison SCOTT	254	Group A 51.148	2	Bas de LAAT	260
Charlie EASTWOOD	208	Group A 51.046	1	Sean BABINGTON	205

Pole Position

Clerk of the course Nigel Edwards:  
 Stewards (Chairman) Horst Seidel:

Scrutineer Paul Klaassen:  
 Timekeeping Ingrid/Meik Wagner:

Rotax Euro Challenge 2012  
 Class: Rotax Max Seniors  
 Date/Time: 12.05.2012 14:20

Track: Wackersdorf / Germany  
 Heat: Race 12 Qualifying Heat 7 B+E  
 Laps: 11

Edition 1

	35		18		36
	33		17		34
	31		16		32
Charlie TURNER	<b>230</b>	Group B DNS	15		30
Hubert PETIT	<b>245</b>	Group B 52.244	14	Moritz OBERHEIM	<b>255</b> Group E EXC
Ebba GRANDIN	<b>257</b>	Group B 52.094	13	Cecile MARTINI	<b>288</b> Group E 52.173
Miroslav KOVAR	<b>242</b>	Group B 52.044	12	Kevin MINIER	<b>302</b> Group E 52.087
Matija JURKOVIC	<b>227</b>	Group B 51.829	11	Max RENBERG	<b>267</b> Group E 52.011
Jeremie LESOUDIER	<b>225</b>	Group B 51.747	10	Erik STILLMANN	<b>226</b> Group E 51.772
Mikkel JOHNSEN	<b>258</b>	Group B 51.683	9	Jacob NIELSEN	<b>223</b> Group E 51.702
Oliver MYERS	<b>284</b>	Group B 51.636	8	Petr FULIN	<b>266</b> Group E 51.677
Ferenc KANCSAR	<b>207</b>	Group B 51.546	7	Christopher FRIEDRICH	<b>271</b> Group E 51.609
Sandor JAKAB	<b>293</b>	Group B 51.486	6	Oliver NORRIS	<b>304</b> Group E 51.528
Glen VAN DROOGENI	<b>217</b>	Group B 51.448	5	Ludvig MORIN	<b>250</b> Group E 51.473
Ash HAND	<b>234</b>	Group B 51.343	4	Josh HART	<b>296</b> Group E 51.368
Jonathan JOHANSSON	<b>301</b>	Group B 51.311	3	Thomas BENISRI	<b>213</b> Group E 51.334
Andy KING	<b>236</b>	Group B 51.188	2	Jiri FORMAN	<b>212</b> Group E 51.243
Pierce LEHANE	<b>222</b>	Group B 51.047	1	Michael COOL	<b>214</b> Group E 51.125
	1		Row		2

Pole Position

Clerk of the course Nigel Edwards:  
 Stewards (Chairman) Horst Seidel:

Scrutineer Paul Klaassen:  
 Timekeeping Ingrid/Meik Wagner:

Rotax Euro Challenge 2012  
 Class: Rotax Max Seniors  
 Date/Time: 12.05.2012 14:40

Track: Wackersdorf / Germany  
 Heat: Race 13 Qualifying Heat 8 A+D  
 Laps: 11

Edition 1

	35		18		36
	33		17		34
	31		16		32
Artem KOROLEV	<b>248</b>	Group A EXC	15		30
Glenn VAN PARIJS	<b>243</b>	Group A 52.195	14	Marco FORRER	<b>283</b> Group D 52.549
Lukasz BARTOSZUK	<b>286</b>	Group A 52.092	13	Henry EASTHOPE	<b>263</b> Group D 52.155
Manon CHAVAGNE	<b>233</b>	Group A 52.012	12	Juuso KAUKELIN	<b>279</b> Group D 52.087
Joel AFFOLTER	<b>300</b>	Group A 51.810	11	Brandon NILSSON	<b>280</b> Group D 51.907
Mathias SMITH	<b>220</b>	Group A 51.747	10	Alex ENGBLOM	<b>262</b> Group D 51.769
Juuso PYKALAINEN	<b>252</b>	Group A 51.681	9	Alexandre FINKELSTEIN	<b>238</b> Group D 51.690
Francisco MORA	<b>268</b>	Group A 51.622	8	Giorgio MAGGI	<b>303</b> Group D 51.668
Sabedin Berat TURKER	<b>246</b>	Group A 51.537	7	Nicolai NIELSEN	<b>218</b> Group D 51.554
James SINGLETON	<b>232</b>	Group A 51.476	6	Barrie PULLINGER	<b>278</b> Group D 51.512
Petr BEZEL	<b>240</b>	Group A 51.375	5	Andreas BACKMAN	<b>219</b> Group D 51.464
Philip MORIN	<b>299</b>	Group A 51.339	4	Ukyo SASAHARA	<b>290</b> Group D 51.351
Jesse LAZARE	<b>221</b>	Group A 51.246	3	Edward BRAND	<b>203</b> Group D 51.325
Harrison SCOTT	<b>254</b>	Group A 51.148	2	Shaun SLAVIN	<b>211</b> Group D 51.229
Charlie EASTWOOD	<b>208</b>	Group A 51.046	1	Makino TADASUKE	<b>294</b> Group D 51.118

Pole Position

Clerk of the course Nigel Edwards:  
 Stewards (Chairman) Horst Seidel:

Scrutineer Paul Klaassen:  
 Timekeeping Ingrid/Meik Wagner:

posted at: h

These results are provisional until the conclusion of any judicial and technical matters

printed 11.05.2012 18:13

Rotax Euro Challenge 2012  
 Class: Rotax Max Seniors  
 Date/Time: 12.05.2012 15:40

Track: Wackersdorf / Germany  
 Heat: Race 15 Qualifying Heat 9 C+E  
 Laps: 11

Edition 1

	35	18		36
	33	17		34
	31	16		32
	29	15		30
Benjamin KARLOG	275	14	Moritz OBERHEIM	255
	27			28
Eva BENES	244	13	Cecile MARTINI	288
	25			26
Kevin KEMMLING	306	12	Kevin MINIER	302
	23			24
Pierre AUVRAY	241	11	Max RENBERG	267
	21			22
Sten Dorian PIIRIMAGI	237	10	Erik STILLMANN	226
	19			20
Jules COUSIN	272	9	Jacob NIELSEN	223
	17			18
Nicolas PICOT	259	8	Petr FULIN	266
	15			16
Santeri VARIS	270	7	Christopher FRIEDRICH	271
	13			14
Aavo TALVAR	224	6	Oliver NORRIS	304
	11			12
Stephane KOX	261	5	Ludvig MORIN	250
	9			10
John FRIBERG	269	4	Josh HART	296
	7			8
Bryan EERDEN	216	3	Thomas BENISRI	213
	5			6
Bas de LAAT	260	2	Jiri FORMAN	212
	3			4
Sean BABINGTON	205	1	Michael COOL	214
	1			2

Pole Position

Clerk of the course Nigel Edwards:  
 Stewards (Chairman) Horst Seidel:

Scrutineer Paul Klaassen:  
 Timekeeping Ingrid/Meik Wagner:

Rotax Euro Challenge 2012  
 Class: Rotax Max Seniors  
 Date/Time: 12.05.2012 16:00

Track: Wackersdorf / Germany  
 Heat: Race 16 Qualifying Heat 10 B+D  
 Laps: 11

Edition 1

	35		18		36
	33		17		34
	31		16		32
Charlie TURNER	<b>230</b>	Group B DNS	15		30
Hubert PETIT	<b>245</b>	Group B 52.244	14	Marco FORRER	<b>283</b> Group D 52.549
Ebba GRANDIN	<b>257</b>	Group B 52.094	13	Henry EASTHOPE	<b>263</b> Group D 52.155
Miroslav KOVAR	<b>242</b>	Group B 52.044	12	Juuso KAUKELIN	<b>279</b> Group D 52.087
Matija JURKOVIC	<b>227</b>	Group B 51.829	11	Brandon NILSSON	<b>280</b> Group D 51.907
Jeremie LESOUDIER	<b>225</b>	Group B 51.747	10	Alex ENGBLOM	<b>262</b> Group D 51.769
Mikkel JOHNSEN	<b>258</b>	Group B 51.683	9	Alexandre FINKELSTEIN	<b>238</b> Group D 51.690
Oliver MYERS	<b>284</b>	Group B 51.636	8	Giorgio MAGGI	<b>303</b> Group D 51.668
Ferenc KANCSAR	<b>207</b>	Group B 51.546	7	Nicolai NIELSEN	<b>218</b> Group D 51.554
Sandor JAKAB	<b>293</b>	Group B 51.486	6	Barrie PULLINGER	<b>278</b> Group D 51.512
Glen VAN DROOGENI	<b>217</b>	Group B 51.448	5	Andreas BACKMAN	<b>219</b> Group D 51.464
Ash HAND	<b>234</b>	Group B 51.343	4	Ukyo SASAHARA	<b>290</b> Group D 51.351
Jonathan JOHANSSON	<b>301</b>	Group B 51.311	3	Edward BRAND	<b>203</b> Group D 51.325
Andy KING	<b>236</b>	Group B 51.188	2	Shaun SLAVIN	<b>211</b> Group D 51.229
Pierce LEHANE	<b>222</b>	Group B 51.047	1	Makino TADASUKE	<b>294</b> Group D 51.118

Pole Position

Clerk of the course Nigel Edwards:  
 Stewards (Chairman) Horst Seidel:

Scrutineer Paul Klaassen:  
 Timekeeping Ingrid/Meik Wagner:



# Rotax Euro Challenge 2012 Wackersdorf

Rotax Seniors

Wackersdorf 1,275 Km

Warm up Odd Numbers

12.05.2012 09:00

Practice (5:00 Time) started at 9:00:01

Pos	No.	Name	Nat.	Chassis	Race Team	Laps	Best Tm	Diff	Gap In Lap	km/h	
1	283	Marco FORRER	SUI	Mach 1	Kartteam Meier	4	1:04.547		4	71,111	
2	255	Moritz OBERHEIM	GER	LH Kart	Matis Motorsport	4	1:04.582	0.035	0.035	2	71,072
3	301	Jonathan JOHANSSON	SWE	Gillard	PDB Racing Team	4	1:04.850	0.303	0.268	4	70,779
4	299	Philip MORIN	SWE	Alonso	Dan Holland Racing	4	1:05.087	0.540	0.237	2	70,521
5	259	Nicolas PICOT	FRA	Sodikart	Kart Pro Racing	4	1:05.128	0.581	0.041	4	70,477
6	257	Ebba GRANDIN	SWE	Kosmic	Soda Kart	4	1:05.129	0.582	0.001	4	70,476
7	263	Henry EASTHOPE	GBR	Sodikart	Sodikart Junior Team	4	1:05.228	0.681	0.099	3	70,369
8	225	Jeremie LESOUDIER	FRA	Kosmic	PKS	4	1:05.381	0.834	0.153	2	70,204
9	221	Jesse LAZARE	CAN	Formula K	Chapman Racing/Protrain	4	1:05.815	1.268	0.434	3	69,741
10	217	Glen VAN DROOGENBROE	BEL	Tonykart	Bouvin Power	3	1:06.646	2.099	0.831	3	68,871
11	207	Ferenc KANCSAR	AUT	Birel	Kalman Motorsport	4	1:06.651	2.104	0.005	3	68,866
12	269	John FRIBERG	SWE	Tonykart	Soda Kart	4	1:06.788	2.241	0.137	3	68,725
13	271	Christopher FRIEDRICH	GER	Praga	M-Tec/Praga Racing	4	1:06.822	2.275	0.034	3	68,690
14	261	Stephane KOX	NED	Formula K	Formula K Europe	4	1:06.823	2.276	0.001	4	68,689
15	203	Edward BRAND	GBR	Formula K	Formula K Europe	4	1:07.143	2.596	0.320	3	68,362
16	223	Jacob NIELSEN	DEN	Kosmic	Star Karting	3	1:07.269	2.722	0.126	2	68,234
17	279	Juuso KAUKELIN	FIN	Tonykart	JTL Racing	4	1:07.422	2.875	0.153	4	68,079
18	213	Thomas BENISRI	FRA	Sodikart	Win Max	4	1:07.966	3.419	0.544	3	67,534
19	241	Pierre AUVRAY	FRA	FA Kart	DSS Kart	3	1:07.975	3.428	0.009	3	67,525
20	227	Matija JURKOVIC	SLO	Formula K	MLM Racing KK	4	1:08.139	3.592	0.164	4	67,362
21	293	Sandor JAKAB	SVK	Birel	Kalman Motorsport	4	1:08.246	3.699	0.107	3	67,257
22	219	Andreas BACKMAN	SWE	Tonykart	Strawberry Racing	4	1:08.324	3.777	0.078	1	67,180
23	205	Sean BABINGTON	GBR	Alonso	Dan Holland Racing	4	1:08.522	3.975	0.198	3	66,986
24	243	Glenn VAN PARIJS	BEL	Zanardi	Raw Racing Team	4	1:08.655	4.108	0.133	3	66,856
25	211	Shaun SLAVIN	GBR	Formula K	Formula K Europe	4	1:08.842	4.295	0.187	3	66,674
26	245	Hubert PETIT	FRA	Sodikart	Sodikart Junior Team	4	1:09.414	4.867	0.572	2	66,125
27	303	Giorgio MAGGI	SUI	Tonykart	Blacky Racing	4	1:09.439	4.892	0.025	3	66,101
28	233	Manon CHAVAGNE	NED	Topkart	Slangen Karting	4	1:09.504	4.957	0.065	3	66,039
29	275	Benjamin KARLOG	DEN	Tonykart	RS Competition	2	1:09.856	5.309	0.352	1	65,707
30	267	Max RENBERG	SWE	Tonykart	Soda Kart	1	1:12.421	7.874	2.565	1	63,379
31	237	Sten Dorian PIIRIMAGI	EST	Tonykart	Aix Racing Team	2	1:12.991	8.444	0.570	1	62,884



# Rotax Euro Challenge 2012 Wackersdorf

Rotax Seniors

Wackersdorf 1,275 Km

Warm up Odd Numbers

12.05.2012 09:00

Practice (5:00 Time) started at 9:00:01

Lap	Time of Day	Lap Tm	S1 Tm	S2 Tm	S3 Tm
<b>(283) Marco FORRER</b>					
1	9:02:20.760	1:08.400	24.485	23.457	20.458
2	9:03:25.904	1:05.144	22.784	22.270	20.090
3	9:04:30.830	1:04.926	<b>22.678</b>	22.065	20.183
4	9:05:35.377	<b>1:04.547</b>	22.702	<b>21.797</b>	<b>20.048</b>
<b>(255) Moritz OBERHEIM</b>					
1	9:02:12.424	1:05.876	23.418	22.282	20.176
2	9:03:17.006	<b>1:04.582</b>	<b>22.684</b>	21.853	<b>20.045</b>
3	9:04:23.486	1:06.480	23.262	<b>21.835</b>	21.383
4	9:05:30.408	1:06.922	23.311	22.195	21.416
<b>(301) Jonathan JOHANSSON</b>					
1	9:02:21.689	1:08.446	24.079	23.427	20.940
2	9:03:27.091	1:05.402	<b>22.968</b>	22.340	20.094
3	9:04:32.769	1:05.678	23.173	22.640	19.865
4	9:05:37.619	<b>1:04.850</b>	23.120	<b>21.994</b>	<b>19.736</b>
<b>(299) Philip MORIN</b>					
1	9:02:11.633	1:05.518	23.181	22.261	20.076
2	9:03:16.720	<b>1:05.087</b>	<b>22.987</b>	21.961	20.139
3	9:04:27.813	1:11.093	23.214	<b>21.921</b>	25.958
4	9:05:33.695	1:05.882	23.362	22.453	<b>20.067</b>
<b>(259) Nicolas PICOT</b>					
1	9:02:21.932	1:08.452	24.236	23.334	20.882
2	9:03:28.473	1:06.541	<b>23.127</b>	22.905	20.509
3	9:04:34.530	1:06.057	23.342	22.340	20.375
4	9:05:39.658	<b>1:05.128</b>	23.137	<b>22.062</b>	<b>19.929</b>
<b>(257) Ebba GRANDIN</b>					
1	9:02:26.049	1:08.779	24.753	23.336	20.690
2	9:03:31.974	1:05.925	23.572	<b>22.077</b>	20.276
3	9:04:38.746	1:06.772	23.853	22.683	20.236
4	9:05:43.875	<b>1:05.129</b>	<b>23.016</b>	22.162	<b>19.951</b>
<b>(263) Henry EASTHOPE</b>					
1	9:02:15.142	1:06.353	23.117	22.904	20.332
2	9:03:20.563	1:05.421	22.973	21.875	20.573
3	9:04:25.791	<b>1:05.228</b>	<b>22.782</b>	21.807	20.639
4	9:05:31.362	1:05.571	23.624	<b>21.740</b>	<b>20.207</b>
<b>(225) Jeremie LESOUDIER</b>					
1	9:02:13.647	1:06.310	23.434	22.498	20.378
2	9:03:19.028	<b>1:05.381</b>	<b>22.872</b>	<b>22.480</b>	<b>20.029</b>
3	9:04:25.865	1:06.837	23.050	22.718	21.069
4	9:05:32.863	1:06.998	23.888	22.702	20.408
<b>(221) Jesse LAZARE</b>					
1	9:02:14.750	1:06.530	23.224	22.609	20.697
2	9:03:20.854	1:06.104	23.525	22.190	20.389
3	9:04:26.669	<b>1:05.815</b>	<b>23.162</b>	<b>21.953</b>	20.700
4	9:05:33.077	1:06.408	23.404	22.931	<b>20.073</b>
<b>(217) Glen VAN DROOGENBROECK</b>					
1	9:03:50.770	1:10.431	24.012	23.909	22.510
2	9:04:57.612	1:06.842	23.108	22.803	<b>20.931</b>
3	9:06:04.258	<b>1:06.646</b>	<b>22.927</b>	<b>22.369</b>	21.350
<b>(207) Ferenc KANCSAR</b>					
1	9:02:33.115	1:08.369	23.972	23.460	20.937
2	9:03:40.517	1:07.402	<b>23.483</b>	22.943	20.976
3	9:04:47.168	<b>1:06.651</b>	23.678	22.618	<b>20.355</b>
4	9:05:56.088	1:08.920	24.219	<b>22.551</b>	22.150
<b>(269) John FRIBERG</b>					
1	9:02:26.617	1:09.716	24.802	23.520	21.394
2	9:03:33.898	1:07.281	24.114	22.716	<b>20.451</b>
3	9:04:40.686	<b>1:06.788</b>	<b>23.273</b>	<b>22.563</b>	20.952
4	9:05:47.562	1:06.876	23.335	22.747	20.794
<b>(271) Christopher FRIEDRICH</b>					

Lap	Time of Day	Lap Tm	S1 Tm	S2 Tm	S3 Tm
1	9:02:32.532	1:08.593	24.151	23.244	21.198
2	9:03:39.659	1:07.127	<b>22.938</b>	22.682	21.507
3	9:04:46.481	<b>1:06.822</b>	23.236	22.538	<b>21.048</b>
4	9:05:54.064	1:07.583	23.602	<b>22.089</b>	21.892
<b>(261) Stephane KOX</b>					
1	9:02:38.743	1:10.854	24.729	23.526	22.599
2	9:03:50.241	1:11.498	25.878	23.470	22.150
3	9:04:58.814	1:08.573	24.048	23.134	21.391
4	9:06:05.637	<b>1:06.823</b>	<b>23.495</b>	<b>22.278</b>	<b>21.050</b>
<b>(203) Edward BRAND</b>					
1	9:02:30.415	1:08.646	23.956	23.540	21.150
2	9:03:39.566	1:09.151	23.964	23.205	21.982
3	9:04:46.709	<b>1:07.143</b>	<b>23.132</b>	23.142	<b>20.869</b>
4	9:05:55.191	1:08.482	24.405	<b>22.657</b>	21.420
<b>(223) Jacob NIELSEN</b>					
1	9:02:49.877	1:08.463	24.137	23.286	<b>21.040</b>
2	9:03:57.146	<b>1:07.269</b>	<b>23.435</b>	<b>22.736</b>	21.098
3	9:05:04.951	1:07.805	23.501	23.080	21.224
<b>(279) Juuso KAUKELIN</b>					
1	9:02:23.741	1:10.121	25.294	23.577	21.250
2	9:03:31.819	1:08.078	24.215	22.939	20.924
3	9:04:40.393	1:08.574	23.823	23.864	<b>20.887</b>
4	9:05:47.815	<b>1:07.422</b>	<b>23.312</b>	<b>22.759</b>	21.351
<b>(213) Thomas BENISRI</b>					
1	9:02:31.404	1:08.754	24.468	23.411	<b>20.875</b>
2	9:03:39.994	1:08.590	<b>23.508</b>	23.149	21.933
3	9:04:47.960	<b>1:07.966</b>	23.936	23.139	20.891
4	9:05:56.985	1:09.025	23.842	<b>22.789</b>	22.394
<b>(241) Pierre AUVRAY</b>					
1	9:02:29.343	1:08.437	24.184	22.846	21.407
2	9:04:02.859	1:33.516	<b>24.183</b>	22.588	46.745
3	9:05:10.834	<b>1:07.975</b>	24.582	<b>22.311</b>	<b>21.082</b>
<b>(227) Matija JURKOVIC</b>					
1	9:02:23.005	1:10.644	24.546	24.450	21.648
2	9:03:31.473	1:08.468	24.224	<b>23.043</b>	21.201
3	9:04:42.063	1:10.590	24.541	23.297	22.752
4	9:05:50.202	<b>1:08.139</b>	<b>24.144</b>	23.050	<b>20.945</b>
<b>(293) Sandor JAKAB</b>					
1	9:02:32.580	1:08.894	23.986	23.543	<b>21.365</b>
2	9:03:41.875	1:09.295	23.722	23.816	21.757
3	9:04:50.121	<b>1:08.246</b>	<b>23.640</b>	22.959	21.647
4	9:06:00.535	1:10.414	23.818	<b>22.640</b>	23.956
<b>(219) Andreas BACKMAN</b>					
1	9:02:27.797	<b>1:08.324</b>	<b>24.206</b>	23.169	20.949
2	9:03:37.642	1:09.845	25.089	23.235	21.521
3	9:04:46.119	1:08.477	24.535	<b>22.989</b>	20.953
4	9:05:54.946	1:08.827	24.643	23.359	<b>20.825</b>
<b>(205) Sean BABINGTON</b>					
1	9:02:38.477	1:09.434	24.200	23.387	21.847
2	9:03:47.741	1:09.264	24.606	23.281	21.377
3	9:04:56.263	<b>1:08.522</b>	24.213	23.032	<b>21.277</b>
4	9:06:05.539	1:09.276	<b>23.618</b>	<b>22.570</b>	23.088
<b>(243) Glenn VAN PARIJS</b>					
1	9:02:36.329	1:10.294	25.514	23.174	21.606
2	9:03:45.041	1:08.712	24.232	22.853	21.627
3	9:04:53.696	<b>1:08.655</b>	24.223	22.889	<b>21.543</b>
4	9:06:04.527	1:10.831	<b>24.056</b>	<b>22.654</b>	24.121
<b>(211) Shaun SLAVIN</b>					
1	9:02:38.960	1:12.862	25.014	25.970	21.878
2	9:03:48.107	1:09.147	24.402	23.536	21.209
3	9:04:56.949	<b>1:08.842</b>	24.326	23.648	<b>20.868</b>



# Rotax Euro Challenge 2012 Wackersdorf

Rotax Seniors

Wackersdorf 1,275 Km

Warm up Odd Numbers

12.05.2012 09:00

Practice (5:00 Time) started at 9:00:01

Lap	Time of Day	Lap Tm	S1 Tm	S2 Tm	S3 Tm	Lap	Time of Day	Lap Tm	S1 Tm	S2 Tm	S3 Tm
4	9:06:06.197	1:09.248	<b>23.414</b>	<b>22.275</b>	23.559						
<b>(245) Hubert PETIT</b>											
1	9:02:25.698	1:11.736	25.537	24.324	21.875						
2	9:03:35.112	<b>1:09.414</b>	24.469	<b>23.649</b>	<b>21.296</b>						
3	9:04:45.102	1:09.990	<b>24.421</b>	23.758	21.811						
4	9:05:57.933	1:12.831	24.919	24.709	23.203						
<b>(303) Giorgio MAGGI</b>											
1	9:02:26.249	1:13.135	25.484	23.445	24.206						
2	9:03:36.535	1:10.286	25.065	23.431	<b>21.790</b>						
3	9:04:45.974	<b>1:09.439</b>	<b>24.253</b>	<b>23.317</b>	21.869						
4	9:06:00.006	1:14.032	25.623	23.842	24.567						
<b>(233) Manon CHAVAGNE</b>											
1	9:02:27.403	1:11.508	26.408	23.546	21.554						
2	9:03:39.850	1:12.447	26.789	22.959	22.699						
3	9:04:49.354	<b>1:09.504</b>	24.955	23.139	<b>21.410</b>						
4	9:05:59.529	1:10.175	<b>23.902</b>	<b>22.566</b>	23.707						
<b>(275) Benjamin KARLOG</b>											
1	9:04:20.315	<b>1:09.856</b>	<b>24.583</b>	23.447	21.826						
2	9:05:30.314	1:09.999	25.224	<b>23.230</b>	<b>21.545</b>						
<b>(267) Max RENBERG</b>											
1	9:05:13.731	<b>1:12.421</b>	<b>26.525</b>	<b>23.725</b>	<b>22.171</b>						
<b>(237) Sten Dorian PIIRIMAGI</b>											
1	9:02:37.898	<b>1:12.991</b>	27.221	<b>23.714</b>	<b>22.056</b>						
2	9:03:51.237	1:13.339	<b>25.906</b>	24.759	22.674						

Timekeeping Ingrid and Meik Wagner:

Clerk of the course Nigel Edwards:

Steward (Chairman) Horst Seidel:

Chief Scrutineer Paul Klaassen:

[www.mylaps.com](http://www.mylaps.com)

Licensed to: Motorsport Events



# Rotax Euro Challenge 2012 Wackersdorf

Rotax Seniors

Wackersdorf 1,275 Km

Warm up Even Numbers

12.05.2012 09:10

Practice (5:00 Time) started at 9:10:36

Pos	No.	Name	Nat.	Chassis	Race Team	Laps	Best Tm	Diff	Gap	In Lap	km/h
1	214	Michael COOL	BEL	Tonykart	Bouvin Power	3	59.373			3	77,308
2	304	Oliver NORRIS	GBR	Tonykart	RL Racing Dept Ltd	4	1:02.041	2.668	2.668	3	73,983
3	306	Kevin KEMMLING	GER	Formula K	Kartschmie.de	4	1:02.366	2.993	0.325	4	73,598
4	222	Pierce LEHANE	AUS	Alonso	Dan Holland Racing	3	1:02.511	3.138	0.145	2	73,427
5	278	Barrie PULLINGER	GBR	Alonso	Dan Holland Racing	3	1:02.720	3.347	0.209	2	73,182
6	290	Ukyo SASAHARA	JPN	DR	VPDR	1	1:02.759	3.386	0.039	1	73,137
7	238	Alexandre FINKELSTEIN	FRA	Tonykart	MD Competition	4	1:02.993	3.620	0.234	4	72,865
8	260	Bas de LAAT	NED	Gillard	PDB Racing Team	4	1:03.015	3.642	0.022	3	72,840
9	250	Ludvig MORIN	SWE	Kosmic	Paul Carr Racing	4	1:03.072	3.699	0.057	2	72,774
10	272	Jules COUSIN	FRA	FA Kart	DSS Kart	4	1:03.260	3.887	0.188	2	72,558
11	252	Juuso PYKALAINEN	FIN	Tonykart	MPT Racing	4	1:03.635	4.262	0.375	4	72,130
12	226	Erik STILLMANN	SWE	Sodikart	Wallberg Motorsport	4	1:03.911	4.538	0.276	3	71,819
13	246	Sabedin Berat TURKER	TUR	Formula K	Protrain Racing	4	1:04.075	4.702	0.164	4	71,635
14	288	Cecile MARTINI	FRA	Sodikart	Martini Racing	4	1:04.100	4.727	0.025	3	71,607
15	284	Oliver MYERS	GBR	Tonykart	Coles Racing	4	1:04.220	4.847	0.120	4	71,473
16	254	Harrison SCOTT	GBR	Tonykart	Strawberry Racing	4	1:04.352	4.979	0.132	2	71,326
17	232	James SINGLETON	GBR	CRG	Coles Racing	4	1:04.531	5.158	0.179	1	71,129
18	244	Eva BENES	FRA	Kosmic	PKS	4	1:04.639	5.266	0.108	4	71,010
19	268	Francisco MORA	POR	FA	Cabo do Mundo Kartteam	4	1:05.100	5.727	0.461	4	70,507
20	286	Lukasz BARTOSZUK	POL	Praga	Uniq Racing	4	1:05.239	5.866	0.139	2	70,357
21	234	Ash HAND	GBR	Tonykart	Strawberry Racing	4	1:05.290	5.917	0.051	2	70,302
22	300	Joel AFFOLTER	NED	Gillard	PDB Racing Team	4	1:05.324	5.951	0.034	3	70,265
23	236	Andy KING	GBR	Tonykart	Strawberry Racing	4	1:05.472	6.099	0.148	3	70,106
24	266	Petr FULIN	CZE	MS Kart	MS Kart Racing Team	4	1:05.694	6.321	0.222	2	69,869
25	208	Charlie EASTWOOD	IRL	Formula K	Protrain Racing	3	1:05.736	6.363	0.042	2	69,825
26	240	Petr BEZEL	CZE	MS Kart	MS Kart Racing Team	4	1:05.779	6.406	0.043	4	69,779
27	224	Aavo TALVAR	EST	Intrepid	Talvar Racing	4	1:05.805	6.432	0.026	4	69,752
28	280	Brandon NILSSON	SWE	Exprit	Brandon Racing	4	1:05.971	6.598	0.166	2	69,576
29	258	Mikkel JOHNSEN	DEN	Intrepid	DMT Racing	4	1:06.152	6.779	0.181	2	69,386
30	302	Kevin MINIER	FRA	Tonykart	MD Competition	4	1:06.160	6.787	0.008	2	69,377
31	294	Makino TADASUKE	JPN	Birel	Kalman Motorsport	4	1:06.279	6.906	0.119	1	69,253
32	296	Josh HART	NZL	Birel	Kalman Motorsport	4	1:06.456	7.083	0.177	2	69,068
33	270	Santeri VARIS	FIN	Tonykart	JTL Racing	4	1:06.468	7.095	0.012	2	69,056
34	262	Alex ENGBLOM	SWE	Tonykart	Soda Kart	2	1:06.613	7.240	0.145	1	68,905
35	242	Miroslav KOVAR	CZE	MS Kart	MS Kart Racing Team	4	1:06.883	7.510	0.270	3	68,627
36	230	Charlie TURNER	GBR	CRG	Coles Racing	3	1:07.169	7.796	0.286	1	68,335
37	220	Mathias SMITH	DEN	Kosmic	Star Karting	4	1:07.580	8.207	0.411	2	67,920
38	218	Nicolai NIELSEN	DEN	TBA	Star Karting	4	1:07.803	8.430	0.223	3	67,696
39	212	Jiri FORMAN	GBR	MS Kart	MS Kart Racing Team	4	1:08.380	9.007	0.577	2	67,125
40	248	Artem KOROLEV	CAN	Intrepid	Team TKP	1	1:15.217	15.844	6.837	1	61,023
41	216	Bryan EERDEN	NED	Gillard	PDB Racing Team	1	1:17.302	17.929	2.085	1	59,378



# Rotax Euro Challenge 2012 Wackersdorf

Rotax Seniors

Wackersdorf 1,275 Km

Warm up Even Numbers

12.05.2012 09:10

Practice (5:00 Time) started at 9:10:35

Lap	Time of Day	Lap Tm	S1 Tm	S2 Tm	S3 Tm	Lap	Time of Day	Lap Tm	S1 Tm	S2 Tm	S3 Tm
<b>(214) Michael COOL</b>						<b>(288) Cecile MARTINI</b>					
1	9:13:41.506	1:04.151	23.683	20.612	19.856	1	9:12:54.518	1:05.958	23.671	21.575	20.712
2	9:14:42.280	1:00.774	22.363	19.363	19.048	2	9:13:59.231	1:04.713	23.407	21.396	<b>19.910</b>
3	9:15:41.653	<b>59.373</b>	<b>21.392</b>	<b>19.204</b>	<b>18.777</b>	3	9:15:03.331	<b>1:04.100</b>	<b>22.866</b>	<b>21.195</b>	20.039
						4	9:16:08.682	1:05.351	22.913	21.785	20.653
<b>(304) Oliver NORRIS</b>						<b>(284) Oliver MYERS</b>					
1	9:13:00.869	1:08.201	24.760	23.030	20.411	1	9:12:51.201	1:07.718	24.513	23.138	<b>20.067</b>
2	9:14:04.531	1:03.662	23.136	21.087	<b>19.439</b>	2	9:14:07.087	1:04.749	<b>22.819</b>	21.471	20.459
3	9:15:06.572	<b>1:02.041</b>	21.648	<b>20.235</b>	20.158	3	9:15:11.979	1:04.892	22.883	21.769	20.240
4	9:16:10.735	1:04.163	<b>21.366</b>	21.391	21.406	4	9:16:16.199	<b>1:04.220</b>	22.823	<b>21.097</b>	20.300
<b>(306) Kevin KEMMLING</b>						<b>(254) Harrison SCOTT</b>					
1	9:13:04.591	1:07.846	24.164	23.066	20.616	1	9:12:51.201	1:05.455	23.385	21.529	20.541
2	9:14:07.480	1:02.889	21.867	20.823	20.199	2	9:13:55.553	<b>1:04.352</b>	<b>22.804</b>	21.532	<b>20.016</b>
3	9:15:11.769	1:04.289	23.045	21.410	<b>19.834</b>	3	9:15:01.842	1:06.289	24.176	<b>21.196</b>	20.917
4	9:16:14.135	<b>1:02.366</b>	<b>21.775</b>	<b>20.360</b>	20.231	4	9:16:07.204	1:05.362	23.150	22.063	20.149
<b>(222) Pierce LEHANE</b>						<b>(232) James SINGLETON</b>					
1	9:12:42.044	1:02.578	22.153	20.786	<b>19.639</b>	1	9:12:50.465	<b>1:04.531</b>	<b>22.646</b>	21.656	<b>20.229</b>
2	9:13:44.555	<b>1:02.511</b>	<b>21.989</b>	<b>20.780</b>	19.742	2	9:13:56.322	1:05.857	23.384	21.843	20.630
3	9:14:49.956	1:05.401	22.141	20.904	22.356	3	9:15:01.548	1:05.226	22.890	<b>21.413</b>	20.923
						4	9:16:10.858	1:09.310	23.171	22.506	23.633
<b>(278) Barrie PULLINGER</b>						<b>(244) Eva BENES</b>					
1	9:12:43.957	1:03.197	22.571	20.869	19.757	1	9:12:55.613	1:06.857	24.544	21.830	20.483
2	9:13:46.677	<b>1:02.720</b>	<b>22.087</b>	<b>20.738</b>	19.895	2	9:14:01.450	1:05.837	23.632	22.139	<b>20.066</b>
3	9:14:51.243	1:04.566	22.343	20.922	21.301	3	9:15:06.642	1:05.192	23.295	21.674	20.223
						4	9:16:11.281	<b>1:04.639</b>	<b>23.129</b>	<b>21.045</b>	20.465
<b>(290) Ukyo SASAHARA</b>						<b>(268) Francisco MORA</b>					
1	9:15:37.961	<b>1:02.759</b>	<b>23.019</b>	<b>20.234</b>	<b>19.506</b>	1	9:12:57.307	1:07.063	23.770	22.504	20.789
						2	9:14:03.576	1:06.269	23.653	22.079	20.537
						3	9:15:09.523	1:05.947	23.815	21.841	<b>20.291</b>
						4	9:16:14.623	<b>1:05.100</b>	<b>22.800</b>	<b>21.818</b>	20.482
<b>(238) Alexandre FINKELSTEIN</b>						<b>(286) Lukasz BARTOSZUK</b>					
1	9:13:04.834	1:08.416	25.144	22.890	20.382	1	9:12:51.870	1:05.617	23.036	21.796	20.785
2	9:14:08.859	1:04.025	22.460	21.488	20.077	2	9:13:57.109	<b>1:05.239</b>	23.287	<b>21.417</b>	<b>20.535</b>
3	9:15:12.099	1:03.240	22.181	21.342	<b>19.717</b>	3	9:15:02.506	1:05.397	<b>23.018</b>	21.486	20.893
4	9:16:15.092	<b>1:02.993</b>	<b>21.968</b>	<b>20.993</b>	20.032	4	9:16:10.913	1:08.407	23.539	22.928	21.940
<b>(260) Bas de LAAT</b>						<b>(234) Ash HAND</b>					
1	9:12:52.278	1:06.706	23.930	21.855	20.921	1	9:12:50.117	1:05.490	22.989	21.755	20.746
2	9:13:55.943	1:03.665	22.720	20.959	19.986	2	9:13:55.407	<b>1:05.290</b>	<b>22.931</b>	<b>21.659</b>	<b>20.700</b>
3	9:14:58.958	<b>1:03.015</b>	22.776	<b>20.654</b>	<b>19.585</b>	3	9:15:02.333	1:06.926	23.986	21.824	21.116
4	9:16:04.713	1:05.755	<b>22.401</b>	20.846	22.508	4	9:16:10.095	1:07.762	23.266	22.276	22.220
<b>(250) Ludvig MORIN</b>						<b>(300) Joel AFFOLTER</b>					
1	9:12:55.057	1:05.723	23.712	21.620	20.391	1	9:13:00.768	1:07.405	24.701	22.239	<b>20.465</b>
2	9:13:58.129	<b>1:03.072</b>	22.707	<b>20.863</b>	<b>19.502</b>	2	9:14:06.355	1:05.587	<b>22.881</b>	22.234	20.472
3	9:15:01.766	1:03.637	<b>22.340</b>	21.013	20.284	3	9:15:11.679	<b>1:05.324</b>	23.122	<b>21.727</b>	20.475
4	9:16:08.158	1:06.392	22.618	22.090	21.684	4	9:16:24.689	1:13.010	23.618	24.942	24.450
<b>(272) Jules COUSIN</b>						<b>(236) Andy KING</b>					
1	9:12:44.604	1:04.499	<b>22.133</b>	21.386	20.980	1	9:12:55.337	1:06.149	23.560	<b>21.586</b>	21.003
2	9:13:47.864	<b>1:03.260</b>	22.265	21.050	<b>19.945</b>	2	9:14:01.035	1:05.698	23.401	21.630	20.667
3	9:14:51.231	1:03.367	22.330	21.066	19.971	3	9:15:06.507	<b>1:05.472</b>	<b>23.181</b>	21.996	<b>20.295</b>
4	9:15:54.680	1:03.449	22.498	<b>20.951</b>	20.000	4	9:16:19.177	1:12.670	24.849	23.348	24.473
<b>(252) Juuso PYKALAINEN</b>						<b>(266) Petr FULIN</b>					
1	9:13:17.020	1:05.996	23.788	22.014	20.194	1	9:13:05.075	1:08.854	24.571	22.683	21.600
2	9:14:21.683	1:04.663	22.995	21.713	19.955	2	9:14:10.769	<b>1:05.694</b>	23.344	21.401	20.949
3	9:15:26.108	1:04.425	22.960	<b>21.479</b>	19.986	3	9:15:16.975	1:06.206	23.127	22.246	<b>20.833</b>
4	9:16:29.743	<b>1:03.635</b>	<b>22.673</b>	21.480	<b>19.482</b>	4	9:16:23.069	1:06.094	<b>22.513</b>	<b>21.151</b>	22.430
<b>(226) Erik STILLMANN</b>						<b>(208) Charlie EASTWOOD</b>					
1	9:12:56.762	1:05.545	23.042	22.054	20.449	1	9:12:58.377	1:06.156	24.419	<b>21.550</b>	<b>20.187</b>
2	9:14:01.207	1:04.445	22.749	21.621	20.075	2	9:14:04.113	<b>1:05.736</b>	<b>23.077</b>	22.156	20.503
3	9:15:05.118	<b>1:03.911</b>	22.911	<b>21.228</b>	<b>19.772</b>	3	9:15:13.194	1:09.081	24.168	22.007	22.906
4	9:16:10.231	1:05.113	<b>22.361</b>	21.944	20.808						
<b>(246) Sabedin Berat TURKER</b>						<b>(240) Petr BEZEL</b>					
1	9:13:03.282	1:07.964	24.115	23.068	20.781	1	9:13:06.026	1:09.503	24.549	23.993	<b>20.961</b>
2	9:14:07.395	1:04.113	<b>22.418</b>	<b>21.243</b>	20.452						
3	9:15:13.303	1:05.908	23.897	21.905	20.106						
4	9:16:17.378	<b>1:04.075</b>	22.522	21.895	<b>19.658</b>						





# Rotax Euro Challenge 2012 Wackersdorf

Rotax Seniors

Wackersdorf 1,275 Km

Warm up Even Numbers

12.05.2012 09:10

Practice (5:00 Time) started at 9:10:35

Lap	Time of Day	Lap Tm	S1 Tm	S2 Tm	S3 Tm	Lap	Time of Day	Lap Tm	S1 Tm	S2 Tm	S3 Tm
2	9:14:12.403	1:06.377	23.249	22.006	21.122	<b>(212) Jiri FORMAN</b>					
3	9:15:19.230	1:06.827	23.774	21.935	21.118	1	9:13:10.397	1:09.646	25.452	<b>22.191</b>	22.003
4	9:16:25.009	<b>1:05.779</b>	<b>23.163</b>	<b>21.624</b>	20.992	2	9:14:18.777	<b>1:08.380</b>	24.824	22.478	21.078
<b>(224) Aavo TALVAR</b>						3	9:15:27.209	1:08.432	24.605	23.086	<b>20.741</b>
1	9:12:56.656	1:06.647	23.641	22.234	20.772	4	9:16:35.976	1:08.767	<b>23.873</b>	22.295	22.599
2	9:14:03.326	1:06.670	23.766	<b>22.031</b>	20.873	<b>(248) Artem KOROLEV</b>					
3	9:15:10.141	1:06.815	24.172	22.149	<b>20.494</b>	1	9:13:23.192	<b>1:15.217</b>	<b>26.623</b>	<b>23.484</b>	25.110
4	9:16:15.946	<b>1:05.805</b>	<b>23.030</b>	22.076	20.699	<b>(216) Bryan EERDEN</b>					
<b>(280) Brandon NILSSON</b>						1	9:13:08.806	<b>1:17.302</b>	<b>28.693</b>	24.562	<b>24.047</b>
1	9:13:06.304	1:09.045	23.641	23.986	21.418	<b>(258) Mikkel JOHNSEN</b>					
2	9:14:12.275	<b>1:05.971</b>	23.679	<b>21.684</b>	<b>20.608</b>	1	9:13:03.990	1:08.419	24.434	22.877	<b>21.108</b>
3	9:15:18.481	1:06.206	23.514	21.954	20.738	2	9:14:10.142	<b>1:06.152</b>	<b>23.119</b>	<b>21.417</b>	21.616
4	9:16:25.993	1:07.512	<b>23.222</b>	21.845	22.445	3	9:15:20.150	1:10.008	23.233	23.294	23.481
<b>(302) Kevin MINIER</b>						4	9:16:28.602	1:08.452	23.293	21.964	23.195
1	9:13:06.502	1:08.275	24.112	22.824	21.339	<b>(294) Makino TADASUKE</b>					
2	9:14:12.662	<b>1:06.160</b>	23.662	21.777	20.721	1	9:12:50.317	<b>1:06.279</b>	23.204	22.280	20.795
3	9:15:19.241	1:06.579	23.824	22.056	<b>20.699</b>	2	9:13:57.569	1:07.252	24.073	21.966	21.213
4	9:16:27.281	1:08.040	<b>23.371</b>	<b>21.618</b>	23.051	3	9:15:03.896	1:06.327	24.077	<b>21.438</b>	20.812
<b>(294) Makino TADASUKE</b>						4	9:16:10.777	1:06.881	<b>23.092</b>	22.136	21.653
<b>(296) Josh HART</b>						<b>(270) Santeri VARIS</b>					
1	9:13:09.792	1:07.275	24.247	<b>22.088</b>	20.940	1	9:13:00.383	1:07.975	24.784	22.675	<b>20.516</b>
2	9:14:16.248	<b>1:06.456</b>	23.585	22.088	<b>20.783</b>	2	9:14:06.851	<b>1:06.468</b>	<b>23.053</b>	<b>21.844</b>	21.571
3	9:15:26.272	1:10.024	23.849	23.920	22.255	3	9:15:13.516	1:06.665	23.455	22.433	20.777
4	9:16:34.349	1:08.077	<b>23.405</b>	22.235	22.437	4	9:16:22.369	1:08.853	23.239	23.336	22.278
<b>(262) Alex ENGBLOM</b>						<b>(242) Miroslav KOVAR</b>					
1	9:13:07.302	<b>1:06.613</b>	23.438	<b>22.026</b>	21.149	1	9:13:04.014	1:09.071	24.670	23.054	21.347
2	9:14:22.452	1:15.150	<b>23.433</b>	22.601	29.116	2	9:14:11.031	1:07.017	23.769	<b>21.747</b>	21.501
<b>(230) Charlie TURNER</b>						3	9:15:17.914	<b>1:06.883</b>	23.762	22.332	<b>20.789</b>
1	9:13:12.119	<b>1:07.169</b>	<b>23.554</b>	<b>22.346</b>	21.269	4	9:16:25.533	1:07.619	<b>23.298</b>	22.060	22.261
2	9:14:20.078	1:07.959	23.865	23.080	<b>21.014</b>	<b>(220) Mathias SMITH</b>					
3	9:15:29.636	1:09.558	23.993	22.713	22.852	1	9:13:13.315	1:13.734	23.556	22.454	27.724
<b>(220) Mathias SMITH</b>						2	9:14:20.895	<b>1:07.580</b>	<b>23.188</b>	22.680	21.712
1	9:13:13.315	1:13.734	23.556	22.454	27.724	3	9:15:29.314	1:08.419	24.082	22.881	21.456
2	9:14:20.895	<b>1:07.580</b>	<b>23.188</b>	22.680	21.712	4	9:16:37.058	1:07.744	23.339	<b>21.267</b>	23.138
3	9:15:29.314	1:08.419	24.082	22.881	21.456	<b>(218) Nicolai NIELSEN</b>					
4	9:16:37.058	1:07.744	23.339	<b>21.267</b>	23.138	1	9:12:59.472	1:07.813	25.292	22.056	<b>20.465</b>
<b>(218) Nicolai NIELSEN</b>						2	9:14:07.296	1:07.824	<b>23.168</b>	<b>21.757</b>	22.899
1	9:12:59.472	1:07.813	25.292	22.056	<b>20.465</b>	3	9:15:15.099	<b>1:07.803</b>	24.002	22.446	21.355
2	9:14:07.296	1:07.824	<b>23.168</b>	<b>21.757</b>	22.899	4	9:16:23.635	1:08.536	23.635	22.143	22.758
3	9:15:15.099	<b>1:07.803</b>	24.002	22.446	21.355						
4	9:16:23.635	1:08.536	23.635	22.143	22.758						

Timekeeping Ingrid and Meik Wagner:

Clerk of the course Nigel Edwards:

Steward (Chairman) Horst Seidel:

Chief Scrutineer Paul Klaassen:

Licensed to: Motorsport Events

Printed: 12.05.2012 09:17:28

posted at:

h

[www.mylaps.com](http://www.mylaps.com)



# Rotax Euro Challenge 2012 Wackersdorf

Rotax Seniors

Wackersdorf 1,275 Km

RACE 1 Qualifying Heat 1 A-B **-NEW-**

12.05.2012 10:10


Race (11 Laps) started at 10:12:20

Pos	No.	Name	Nat.	Chassis	Race Team	Laps	Total Tm	Diff	Best Tm	In Lap	km/h	Points
1	254	Harrison SCOTT	GBR	Tonykart	Strawberry Racing	11	9:37.745		51.510	10	89,109	0
2	208	Charlie EASTWOOD	IRL	Formula K	Protrain Racing	11	9:37.826	0.081	51.779	6	88,646	2
3	299	Philip MORIN	SWE	Alonso	Dan Holland Racing	11	9:38.603	0.858	51.545	11	89,048	3
4	222	Pierce LEHANE	AUS	Alonso	Dan Holland Racing	11	9:39.731	1.986	51.539	11	89,059	4
5	221	Jesse LAZARE	CAN	Formula K	Chapman Racing/Protrain	11	9:40.008	2.263	51.537	11	89,062	5
6	217	Glen VAN DROOGENBROEC	BEL	Tonykart	Bouvin Power	11	9:41.421	3.676	51.893	9	88,451	6
7	236	Andy KING	GBR	Tonykart	Strawberry Racing	11	9:42.488	4.743	51.736	9	88,720	7
8	240	Petr BEZEL	CZE	MS Kart	MS Kart Racing Team	11	9:43.078	5.333	52.162	4	87,995	8
9	220	Mathias SMITH	DEN	Kosmic	Star Karting	11	9:43.835	6.090	51.770	10	88,661	9
10	232	James SINGLETON	GBR	CRG	Coles Racing	11	9:44.098	6.353	52.142	9	88,029	10
11	293	Sandor JAKAB	SVK	Birel	Kalman Motorsport	11	9:44.105	6.360	51.916	10	88,412	11
12	268	Francisco MORA	POR	FA	Cabo do Mundo Kartteam	11	9:45.082	7.337	51.723	9	88,742	12
13	246	Sabedin Berat TURKER	TUR	Formula K	Protrain Racing	11	9:45.920	8.175	52.329	10	87,714	13
14	230	Charlie TURNER	GBR	CRG	Coles Racing	11	9:46.971	9.226	52.003	9	88,264	14
15	207	Ferenc KANCSAR	AUT	Birel	Kalman Motorsport	11	9:47.401	9.656	51.444	11	89,223	15
16	227	Matija JURKOVIC	SLO	Formula K	MLM Racing KK	11	9:51.164	13.419	52.241	9	87,862	16
17	258	Mikkel JOHNSEN	DEN	Intrepid	DMT Racing	11	9:54.530	16.785	51.741	8	88,711	17
18	284	Oliver MYERS	GBR	Tonykart	Coles Racing	11	9:54.595	16.850	52.756	5	87,004	18
19	245	Hubert PETIT	FRA	Sodikart	Sodikart Junior Team	11	9:55.027	17.282	51.877	8	88,479	19
20	300	Joel AFFOLTER	NED	Gillard	PDB Racing Team	11	9:56.339	18.594	52.830	9	86,882	20
21	243	Glenn VAN PARIJS	BEL	Zanardi	Raw Racing Team	11	9:56.635	18.890	52.271	10	87,812	21
22	233	Manon CHAVAGNE	NED	Topkart	Slangen Karting	11	9:56.806	19.061	52.156	8	88,005	22
23	286	Lukasz BARTOSZUK	POL	Praga	Uniq Racing	11	9:57.086	19.341	52.068	10	88,154	23
24	242	Miroslav KOVAR	CZE	MS Kart	MS Kart Racing Team	11	9:57.142	19.397	52.731	8	87,046	24
25	225	Jeremie LESOUDIER	FRA	Kosmic	PKS	11	10:08.585	30.840	53.677	8	85,511	25
26	248	Artem KOROLEV	CAN	Intrepid	Team TKP	11	10:08.643	30.898	52.008	8	88,256	26
27	301	Jonathan JOHANSSON	SWE	Gillard	PDB Racing Team	11	10:12.524	34.779	52.332	9	87,709	27
28	234	Ash HAND	GBR	Tonykart	Strawberry Racing	5	4:39.094	6 Laps	52.394	5	87,605	28
29	257	Ebba GRANDIN	SWE	Kosmic	Soda Kart	5	4:47.512	6 Laps	54.362	4	84,434	29
Not classified												
DQ	252	Juuso PYKALAINEN	FIN	Tonykart	MPT Racing	11	9:44.862	DQ	51.638	8	88,888	32

## Announcements

These results are provisional until the conclusion of any judicial and technical matters  
 No. 254 + 299 + 236 warning board  
 Started: 30      Classified: 29      Not classified: 1  
 No. 252 excluded from Heat A-B / reason technical non conformity

Margin of Victory	Ø km/h	Best Lap Tm	km/h	Best Lap by
0.081	87,391	51.444	89,223	207 - Ferenc KANCSAR

Timekeeping Ingrid and Meik Wagner:  Clerk of the course Nigel Edwards: [www.mylaps.com](http://www.mylaps.com)  
 Steward (Chairman) Horst Seidel: Chief Scrutineer Paul Klaassen: Licensed to: Motorsport Events  
 Printed: 12.05.2012 11:08:21      posted at:      h



Rotax Euro Challenge 2012 Wackersdorf

Rotax Seniors Wackersdorf 1,275 Km

RACE 1 Qualifying Heat 1 A-B 12.05.2012 10:10

Race (11 Laps) started at 10:12:20

Lap	Time of Day	Lap Tm	S1 Tm	S2 Tm	S3 Tm	Lap	Time of Day	Lap Tm	S1 Tm	S2 Tm	S3 Tm
<b>(254) Harrison SCOTT</b>						7	10:18:33.882	52.703	18.779	16.810	17.114
1	10:13:15.641	54.654	20.346	17.321	16.987	8	10:19:26.361	52.479	19.064	16.743	16.672
2	10:14:08.711	53.070	19.077	17.159	16.834	9	10:20:18.254	<b>51.893</b>	<b>18.580</b>	<b>16.652</b>	16.661
3	10:15:01.360	52.649	19.048	16.947	16.654	10	10:21:10.345	52.091	18.858	16.826	<b>16.407</b>
4	10:15:54.109	52.749	18.922	17.164	16.663	11	10:22:02.244	51.899	18.731	16.674	16.494
5	10:16:47.289	53.180	19.505	17.048	16.627	<b>(236) Andy KING</b>					
6	10:17:39.236	51.947	18.753	16.692	16.502	1	10:13:19.956	58.829	24.490	17.502	16.837
7	10:18:30.998	51.762	18.652	16.610	16.500	2	10:14:12.462	52.506	19.008	16.946	16.552
8	10:19:22.793	51.795	18.728	16.640	16.427	3	10:15:04.894	52.432	19.023	16.842	16.567
9	10:20:15.339	52.546	19.243	16.849	16.454	4	10:15:56.762	51.868	<b>18.433</b>	17.044	<b>16.391</b>
10	10:21:06.849	<b>51.510</b>	18.606	<b>16.543</b>	<b>16.361</b>	5	10:16:48.748	51.986	18.743	16.771	16.472
11	10:21:58.568	51.719	<b>18.550</b>	16.587	16.582	6	10:17:41.408	52.660	19.059	16.819	16.782
<b>(208) Charlie EASTWOOD</b>						7	10:18:33.729	52.321	18.709	16.761	16.851
1	10:13:15.815	54.992	20.091	17.867	17.034	8	10:19:26.732	53.003	19.759	16.674	16.570
2	10:14:09.113	53.298	19.176	17.399	16.723	9	10:20:18.468	<b>51.736</b>	18.608	16.704	16.424
3	10:15:01.854	52.741	18.832	17.292	16.617	10	10:21:11.121	52.653	18.888	16.964	16.801
4	10:15:54.388	52.534	19.100	16.945	16.489	11	10:22:03.311	52.190	19.062	<b>16.652</b>	16.476
5	10:16:46.571	52.183	18.955	16.839	16.389	<b>(240) Petr BEZEL</b>					
6	10:17:38.350	<b>51.779</b>	18.724	16.703	<b>16.352</b>	1	10:13:18.368	56.975	22.293	17.728	16.954
7	10:18:30.408	52.058	<b>18.694</b>	16.873	16.491	2	10:14:11.257	52.889	19.154	17.116	16.619
8	10:19:22.621	52.213	18.824	16.940	16.449	3	10:15:03.779	52.522	19.040	16.903	16.579
9	10:20:14.524	51.903	18.792	16.675	16.436	4	10:15:55.941	<b>52.162</b>	18.919	16.762	<b>16.481</b>
10	10:21:06.375	51.851	18.708	16.719	16.424	5	10:16:48.224	52.283	<b>18.780</b>	16.791	16.712
11	10:21:58.649	52.274	18.805	<b>16.629</b>	16.840	6	10:17:40.600	52.376	18.821	16.936	16.619
<b>(299) Philip MORIN</b>						7	10:18:33.099	52.499	19.048	<b>16.757</b>	16.694
1	10:13:16.482	55.314	20.923	17.262	17.129	8	10:19:25.296	52.197	18.900	16.772	16.525
2	10:14:09.787	53.305	19.517	17.082	16.706	9	10:20:18.351	53.055	19.323	16.762	16.970
3	10:15:01.952	52.165	18.882	16.798	16.485	10	10:21:10.998	52.647	18.910	17.202	16.535
4	10:15:54.171	52.219	18.858	16.904	16.457	11	10:22:03.901	52.903	19.377	16.907	16.619
5	10:16:46.461	52.290	18.944	16.798	16.548	<b>(220) Mathias SMITH</b>					
6	10:17:38.718	52.257	18.981	16.810	16.466	1	10:13:20.557	58.344	23.694	17.539	17.111
7	10:18:30.713	51.995	18.769	16.780	16.446	2	10:14:13.004	52.447	19.011	16.881	16.555
8	10:19:22.553	51.840	18.630	16.679	16.531	3	10:15:05.368	52.364	19.037	16.821	16.506
9	10:20:16.291	53.738	19.765	17.496	16.477	4	10:15:57.219	51.851	18.696	16.746	<b>16.409</b>
10	10:21:07.881	51.590	<b>18.564</b>	16.628	<b>16.398</b>	5	10:16:49.615	52.396	18.825	16.854	16.717
11	10:21:59.426	<b>51.545</b>	18.569	<b>16.548</b>	16.428	6	10:17:42.068	52.453	18.831	17.000	16.622
<b>(222) Pierce LEHANE</b>						7	10:18:35.007	52.939	19.168	17.174	16.597
1	10:13:16.335	55.322	20.712	17.359	17.251	8	10:19:27.827	52.820	19.219	16.695	16.906
2	10:14:09.269	52.934	19.308	17.055	16.571	9	10:20:19.797	51.970	<b>18.686</b>	16.720	16.564
3	10:15:01.607	52.338	18.855	16.978	16.505	10	10:21:11.567	<b>51.770</b>	18.709	<b>16.650</b>	16.411
4	10:15:53.895	52.288	18.877	16.844	16.567	11	10:22:04.658	53.091	19.096	16.884	17.111
5	10:16:46.189	52.294	18.882	16.874	16.538	<b>(232) James SINGLETON</b>					
6	10:17:38.254	52.065	18.770	16.729	16.566	1	10:13:17.408	55.918	21.584	17.395	16.939
7	10:18:30.883	52.629	18.986	16.874	16.769	2	10:14:10.364	52.956	19.191	16.952	16.813
8	10:19:23.134	52.251	19.076	16.747	16.428	3	10:15:02.831	52.467	18.868	16.915	16.684
9	10:20:17.210	54.076	18.899	18.639	16.538	4	10:15:55.787	52.956	19.504	16.802	16.650
10	10:21:09.015	51.805	18.853	16.640	<b>16.312</b>	5	10:16:48.394	52.607	19.113	16.777	16.717
11	10:22:00.554	<b>51.539</b>	<b>18.584</b>	<b>16.634</b>	16.321	6	10:17:41.539	53.145	19.056	16.829	17.260
<b>(221) Jesse LAZARE</b>						7	10:18:34.034	52.495	19.047	16.795	16.653
1	10:13:16.244	55.171	20.454	17.438	17.279	8	10:19:26.843	52.809	19.058	16.723	17.028
2	10:14:10.242	53.998	19.623	17.071	17.304	9	10:20:18.985	<b>52.142</b>	18.929	<b>16.721</b>	<b>16.492</b>
3	10:15:02.344	52.102	18.715	16.884	16.503	10	10:21:11.460	52.475	<b>18.742</b>	17.184	16.549
4	10:15:54.573	52.229	18.749	16.990	16.490	11	10:22:04.921	53.461	19.054	16.935	17.472
5	10:16:48.129	53.556	18.881	17.275	17.400	<b>(293) Sandor JAKAB</b>					
6	10:17:41.625	53.496	19.874	16.999	16.623	1	10:13:19.100	57.434	23.289	17.354	16.791
7	10:18:33.794	52.169	18.802	16.809	16.558	2	10:14:12.160	53.060	18.907	17.363	16.790
8	10:19:25.819	52.025	18.871	<b>16.687</b>	16.467	3	10:15:04.528	52.368	18.977	16.808	16.583
9	10:20:17.594	51.775	18.672	16.697	16.406	4	10:15:56.661	52.133	18.833	16.805	16.495
10	10:21:09.294	51.700	18.640	16.716	16.344	5	10:16:49.225	52.564	19.063	16.980	16.521
11	10:22:00.831	<b>51.537</b>	<b>18.503</b>	16.712	<b>16.322</b>	6	10:17:41.821	52.596	19.056	16.961	16.579
<b>(217) Glen VAN DROOGENBROECK</b>						7	10:18:35.151	53.330	19.459	17.243	16.628
1	10:13:17.261	55.844	21.526	17.358	16.960	8	10:19:27.762	52.611	18.824	16.807	16.980
2	10:14:10.072	52.811	18.968	17.014	16.829	9	10:20:19.963	52.201	<b>18.549</b>	17.044	16.608
3	10:15:03.270	53.198	19.545	16.997	16.656	10	10:21:11.879	<b>51.916</b>	18.719	<b>16.761</b>	<b>16.436</b>
4	10:15:55.437	52.167	18.812	16.835	16.520	11	10:22:04.928	53.049	19.131	16.912	17.006
5	10:16:48.029	52.592	18.855	16.777	16.960	<b>(252) Juuso PYKALAINEN</b>					
6	10:17:41.179	53.150	19.280	17.129	16.741	1	10:13:22.868	1:00.782	26.050	17.944	16.788

Timekeeping Ingrid and Meik Wagner: Clerk of the course Nigel Edwards:

Steward (Chairman) Horst Seidel: Chief Scrutineer Paul Klaassen: Licensed to: Motorsport Events



# Rotax Euro Challenge 2012 Wackersdorf

Rotax Seniors

Wackersdorf 1,275 Km

RACE 1 Qualifying Heat 1 A-B

12.05.2012 10:10

Race (11 Laps) started at 10:12:20

Lap	Time of Day	Lap Tm	S1 Tm	S2 Tm	S3 Tm	Lap	Time of Day	Lap Tm	S1 Tm	S2 Tm	S3 Tm
2	10:14:16.531	53.663	19.102	17.176	17.385	10	10:21:19.456	52.321	18.851	16.913	16.557
3	10:15:09.460	52.929	19.228	17.062	16.639	11	10:22:11.987	52.531	19.122	<b>16.801</b>	16.608
4	10:16:01.792	52.332	19.001	16.851	16.480	<b>(258) Mikkel JOHNSEN</b>					
5	10:16:53.890	52.098	18.860	16.762	16.476	1	10:13:25.995	1:04.027	28.696	18.334	16.997
6	10:17:46.050	52.160	18.775	16.780	16.605	2	10:14:19.653	53.658	19.217	17.464	16.977
7	10:18:38.042	51.992	18.701	16.740	16.551	3	10:15:14.171	54.518	19.636	18.167	16.715
8	10:19:29.680	<b>51.638</b>	<b>18.590</b>	<b>16.679</b>	<b>16.369</b>	4	10:16:07.451	53.280	19.349	17.037	16.894
9	10:20:21.465	51.785	18.639	<b>16.650</b>	16.496	5	10:17:00.513	53.062	19.576	16.867	16.619
10	10:21:13.396	51.931	18.713	16.730	16.488	6	10:17:54.842	54.329	18.971	17.639	17.719
11	10:22:05.685	52.289	18.648	16.954	16.687	7	10:18:47.515	52.673	19.204	16.906	16.563
<b>(268) Francisco MORA</b>						8	10:19:39.256	<b>51.741</b>	18.664	16.670	16.407
1	10:13:20.399	58.672	24.553	17.381	16.738	9	10:20:31.418	52.162	19.028	16.641	16.493
2	10:14:12.831	52.432	18.833	16.972	16.627	10	10:21:23.232	51.814	18.781	16.628	<b>16.405</b>
3	10:15:05.165	52.334	18.933	16.772	16.629	11	10:22:15.353	52.121	<b>18.581</b>	<b>16.569</b>	16.971
4	10:15:57.091	51.926	<b>18.638</b>	16.783	16.505	<b>(284) Oliver MYERS</b>					
5	10:16:49.323	52.232	18.831	<b>16.662</b>	16.739	1	10:13:22.129	1:00.249	24.566	17.860	17.823
6	10:17:42.186	52.863	18.791	17.490	16.582	2	10:14:16.567	54.438	19.610	17.547	17.281
7	10:18:34.309	52.123	18.893	16.732	16.498	3	10:15:10.119	53.552	19.592	17.108	16.852
8	10:19:26.963	52.654	19.428	16.683	16.543	4	10:16:03.429	53.310	19.515	17.055	16.740
9	10:20:18.686	<b>51.723</b>	18.645	16.680	<b>16.398</b>	5	10:16:56.185	<b>52.756</b>	19.176	16.909	16.671
10	10:21:11.316	52.630	18.840	17.165	16.625	6	10:17:49.018	52.833	19.206	16.909	16.718
11	10:22:05.905	54.589	19.590	17.993	17.006	7	10:18:42.035	53.017	19.353	16.890	16.774
<b>(246) Sabedin Berat TURKER</b>						8	10:19:35.542	53.507	19.735	17.136	16.636
1	10:13:18.708	57.050	21.896	17.942	17.212	9	10:20:28.395	52.853	<b>19.056</b>	16.818	16.979
2	10:14:12.299	53.591	19.141	17.391	17.059	10	10:21:21.564	53.169	19.786	<b>16.784</b>	<b>16.599</b>
3	10:15:06.110	53.811	19.908	17.149	16.754	11	10:22:15.418	53.854	19.798	16.825	17.231
4	10:15:58.770	52.660	18.940	17.084	16.636	<b>(245) Hubert PETIT</b>					
5	10:16:51.626	52.856	19.112	17.096	16.648	1	10:13:26.601	1:03.813	28.197	18.176	17.440
6	10:17:44.348	52.722	19.057	16.993	16.672	2	10:14:20.161	53.560	19.254	17.082	17.224
7	10:18:37.080	52.732	18.981	17.045	16.706	3	10:15:15.105	54.944	19.777	18.373	16.794
8	10:19:29.471	52.391	18.907	16.933	<b>16.551</b>	4	10:16:07.712	52.607	19.046	16.816	16.745
9	10:20:22.017	52.546	19.092	<b>16.878</b>	16.576	5	10:17:01.049	53.337	19.786	16.986	16.565
10	10:21:14.346	<b>52.329</b>	<b>18.810</b>	16.903	16.616	6	10:17:53.983	52.934	18.898	16.983	17.053
11	10:22:06.743	52.397	18.868	16.908	16.621	7	10:18:46.127	52.144	18.910	16.710	16.524
<b>(230) Charlie TURNER</b>						8	10:19:38.004	<b>51.877</b>	<b>18.712</b>	16.701	<b>16.464</b>
1	10:13:23.222	1:00.163	25.160	18.072	16.931	9	10:20:30.068	52.064	18.917	16.657	16.490
2	10:14:16.740	53.518	19.228	17.120	17.170	10	10:21:22.182	52.114	18.965	<b>16.639</b>	16.510
3	10:15:10.315	53.575	19.606	17.118	16.851	11	10:22:15.850	53.668	18.951	16.712	18.005
4	10:16:02.861	52.546	19.136	16.817	16.593	<b>(300) Joel AFFOLTER</b>					
5	10:16:55.048	52.187	18.961	16.669	16.557	1	10:13:23.604	1:01.143	25.255	18.724	17.164
6	10:17:47.123	52.075	18.894	16.663	<b>16.518</b>	2	10:14:17.752	54.148	19.692	17.408	17.048
7	10:18:39.431	52.308	18.892	16.745	16.671	3	10:15:12.658	54.906	20.004	17.756	17.146
8	10:19:31.610	52.179	18.924	16.662	16.593	4	10:16:06.438	53.780	19.585	17.239	16.956
9	10:20:23.613	<b>52.003</b>	18.904	<b>16.578</b>	16.521	5	10:16:59.529	53.091	19.164	17.055	16.872
10	10:21:15.745	52.132	18.943	16.649	16.540	6	10:17:52.366	52.837	18.987	17.088	16.762
11	10:22:07.794	52.049	<b>18.804</b>	16.718	16.527	7	10:18:45.374	53.008	19.073	17.054	16.881
<b>(207) Ferenc KANCSAR</b>						8	10:19:38.504	53.130	19.081	17.255	16.794
1	10:13:24.383	1:02.595	26.792	18.932	16.871	9	10:20:31.334	<b>52.830</b>	18.931	17.071	16.828
2	10:14:18.160	53.777	19.884	17.287	16.606	10	10:21:24.300	52.966	19.286	<b>17.013</b>	<b>16.667</b>
3	10:15:11.428	53.268	19.370	17.250	16.648	11	10:22:17.162	52.862	<b>18.900</b>	17.053	16.909
4	10:16:04.199	52.771	19.338	16.826	16.607	<b>(243) Glenn VAN PARIJS</b>					
5	10:16:56.796	52.597	19.138	16.918	16.541	1	10:13:22.014	59.226	24.348	17.731	17.147
6	10:17:49.114	52.318	18.751	16.907	16.660	2	10:14:16.806	54.792	20.095	17.316	17.381
7	10:18:41.312	52.198	18.892	16.823	16.483	3	10:15:10.750	53.944	19.986	17.083	16.875
8	10:19:33.194	51.882	18.659	16.732	16.491	4	10:16:06.576	55.826	21.857	17.051	16.918
9	10:20:25.025	51.831	18.603	16.723	16.505	5	10:16:59.721	53.145	19.206	17.076	16.863
10	10:21:16.780	51.755	18.695	16.679	16.381	6	10:17:54.173	54.452	19.927	17.135	17.390
11	10:22:08.224	<b>51.444</b>	<b>18.529</b>	<b>16.597</b>	<b>16.318</b>	7	10:18:46.604	52.431	<b>19.074</b>	16.769	16.588
<b>(227) Matija JURKOVIC</b>						8	10:19:39.082	52.478	19.122	16.800	16.556
1	10:13:21.635	59.244	23.857	17.946	17.441	9	10:20:32.165	53.083	19.494	16.941	16.648
2	10:14:16.321	54.686	19.302	17.701	17.683	10	10:21:24.436	<b>52.271</b>	19.084	<b>16.699</b>	<b>16.488</b>
3	10:15:10.948	54.627	19.505	17.212	17.910	11	10:22:17.458	53.022	19.087	16.999	16.936
4	10:16:04.041	53.093	19.265	17.047	16.781	<b>(233) Manon CHAVAGNE</b>					
5	10:16:57.201	53.160	19.195	17.225	16.740	1	10:13:24.198	1:01.592	25.727	18.735	17.130
6	10:17:49.797	52.596	18.922	16.986	16.688	2	10:14:19.130	54.932	20.393	17.518	17.021
7	10:18:42.149	52.352	18.894	16.913	<b>16.545</b>	3	10:15:13.564	54.434	20.174	17.405	16.855
8	10:19:34.894	52.745	19.338	16.806	16.601	4	10:16:08.593	55.029	19.756	17.171	18.102
9	10:20:27.135	<b>52.241</b>	<b>18.843</b>	16.838	16.560						







# Rotax Euro Challenge 2012 Wackersdorf

Rotax Seniors

Wackersdorf 1,275 Km

RACE 1 Qualifying Heat 1 A-B

12.05.2012 10:10

Race (11 Laps) started at 10:12:20

Lap	Time of Day	Lap Tm	S1 Tm	S2 Tm	S3 Tm	Lap	Time of Day	Lap Tm	S1 Tm	S2 Tm	S3 Tm
5	10:17:01.419	52.826	19.175	17.014	16.637	<b>(234) Ash HAND</b>					
6	10:17:54.572	53.153	18.832	16.999	17.322	1	10:13:25.442	1:04.115	29.317	17.926	16.872
7	10:18:47.910	53.338	19.705	17.058	16.575	2	10:14:19.225	53.783	19.189	17.545	17.049
8	10:19:40.066	<b>52.156</b>	18.842	<b>16.770</b>	<b>16.544</b>	3	10:15:13.668	54.443	20.251	17.398	16.794
9	10:20:32.528	52.462	<b>18.815</b>	16.978	16.669	4	10:16:07.523	53.855	20.088	<b>16.975</b>	16.792
10	10:21:24.840	52.312	18.962	16.785	16.565	5	10:16:59.917	<b>52.394</b>	<b>18.823</b>	17.044	<b>16.527</b>
11	10:22:17.629	52.789	18.865	17.025	16.899	<b>(257) Ebba GRANDIN</b>					
<b>(286) Lukasz BARTOSZUK</b>						1	10:13:27.074	1:04.495	27.896	18.809	17.790
1	10:13:24.924	1:02.218	26.073	19.095	17.050	2	10:14:22.040	54.966	<b>19.713</b>	18.014	17.239
2	10:14:19.932	55.008	19.867	18.026	17.115	3	10:15:16.849	54.809	19.890	17.411	17.508
3	10:15:16.804	56.872	20.203	18.409	18.260	4	10:16:11.211	<b>54.362</b>	19.893	17.681	<b>16.788</b>
4	10:16:09.656	52.852	19.146	16.978	16.728	5	10:17:08.335	57.124	19.763	<b>17.076</b>	20.285
5	10:17:02.190	52.534	18.989	16.800	16.745	<b>(242) Miroslav KOVAR</b>					
6	10:17:54.998	52.808	18.996	16.776	17.036	1	10:13:23.757	1:01.241	25.911	18.151	17.179
7	10:18:48.203	53.205	19.087	17.461	16.657	2	10:14:17.078	53.321	19.178	17.231	16.912
8	10:19:40.500	52.297	<b>18.781</b>	16.827	16.689	3	10:15:11.191	54.113	20.003	17.265	16.845
9	10:20:33.067	52.567	18.851	16.993	16.723	4	10:16:05.677	54.486	20.360	16.994	17.132
10	10:21:25.135	<b>52.068</b>	18.831	<b>16.729</b>	<b>16.508</b>	5	10:16:59.177	53.500	19.437	17.255	16.808
11	10:22:17.909	52.774	18.788	16.949	17.037	6	10:17:51.955	52.778	<b>19.029</b>	16.946	16.803
<b>(225) Jeremie LESOUDIER</b>						7	10:18:44.867	52.912	19.191	16.969	16.752
1	10:13:25.812	1:03.770	26.354	19.643	17.773	8	10:19:37.598	<b>52.731</b>	19.074	<b>16.838</b>	16.819
2	10:14:20.791	54.979	20.171	17.486	17.322	9	10:20:31.056	53.458	19.643	16.971	16.844
3	10:15:16.780	55.989	19.478	18.275	18.236	10	10:21:23.951	52.895	19.285	16.918	<b>16.692</b>
4	10:16:11.134	54.354	19.732	17.372	17.250	11	10:22:17.965	54.014	19.441	16.991	17.582
5	10:17:05.866	54.732	19.973	17.553	17.206	<b>(248) Artem KOROLEV</b>					
6	10:17:59.879	54.013	19.572	17.262	17.179	1	10:13:21.846	58.922	23.743	18.005	17.174
7	10:18:53.865	53.986	19.462	17.305	17.219	2	10:14:16.463	54.617	19.248	17.595	17.774
8	10:19:47.542	<b>53.677</b>	<b>19.358</b>	17.179	17.140	3	10:15:11.880	55.417	20.930	17.841	16.646
9	10:20:41.309	53.767	19.393	17.147	17.227	4	10:16:05.457	53.577	19.885	16.905	16.787
10	10:21:35.012	53.703	19.431	17.187	<b>17.085</b>	5	10:16:58.831	53.374	19.784	16.956	16.634
11	10:22:29.408	54.396	19.562	<b>17.119</b>	17.715	6	10:17:51.339	52.508	18.987	16.988	16.533
<b>(301) Jonathan JOHANSSON</b>						7	10:18:43.783	52.444	18.878	17.046	16.520
1	10:13:24.651	1:03.429	27.705	18.754	16.970	8	10:19:35.791	<b>52.008</b>	<b>18.858</b>	<b>16.672</b>	<b>16.478</b>
2	10:14:18.037	53.386	19.454	17.245	16.687	9	10:20:28.312	52.521	18.950	16.854	16.717
3	10:15:11.703	53.666	19.496	17.460	16.710	10	10:21:21.310	52.998	19.503	16.749	16.746
4	10:16:26.196	1:14.493	40.531	17.339	16.623	11	10:22:29.466	1:08.156	19.598	17.149	31.409
5	10:17:18.842	52.646	19.215	16.897	16.534	<b>(301) Jonathan JOHANSSON</b>					
6	10:18:11.264	52.422	19.020	16.847	16.555	1	10:13:24.651	1:03.429	27.705	18.754	16.970
7	10:19:03.802	52.538	19.058	16.964	16.516	2	10:14:18.037	53.386	19.454	17.245	16.687
8	10:19:56.226	52.424	19.059	16.861	<b>16.504</b>	3	10:15:11.703	53.666	19.496	17.460	16.710
9	10:20:48.558	<b>52.332</b>	18.981	16.822	16.529	4	10:16:26.196	1:14.493	40.531	17.339	16.623
10	10:21:40.914	52.356	19.021	<b>16.783</b>	16.552	5	10:17:18.842	52.646	19.215	16.897	16.534
11	10:22:33.347	52.433	<b>18.953</b>	16.888	16.592	6	10:18:11.264	52.422	19.020	16.847	16.555



# Rotax Euro Challenge 2012 Wackersdorf

Rotax Seniors

Wackersdorf 1,275 Km

RACE 2 Qualifying Heat 2 C-D

12.05.2012 10:30

Race (11 Laps) started at 10:32:23

Pos	No.	Name	Nat.	Chassis	Race Team	Laps	Total Tm	Diff	Best Tm	In Lap	km/h	Points
1	269	John FRIBERG	SWE	Tonykart	Soda Kart	11	9:35.951		51.552	10	89,036	0
2	205	Sean BABINGTON	GBR	Alonso	Dan Holland Racing	11	9:36.194	0.243	51.290	11	89,491	2
3	294	Makino TADASUKE	JPN	Birel	Kalman Motorsport	11	9:36.423	0.472	51.259	11	89,545	3
4	203	Edward BRAND	GBR	Formula K	Formula K Europe	11	9:36.616	0.665	51.004	11	89,993	4
5	260	Bas de LAAT	NED	Gillard	PDB Racing Team	11	9:38.872	2.921	51.616	11	88,926	5
6	211	Shaun SLAVIN	GBR	Formula K	Formula K Europe	11	9:39.133	3.182	51.375	11	89,343	6
7	290	Ukyo SASAHARA	JPN	DR	VPDR	11	9:39.385	3.434	51.558	11	89,026	7
8	278	Barrie PULLINGER	GBR	Alonso	Dan Holland Racing	11	9:39.865	3.914	51.573	11	89,000	8
9	238	Alexandre FINKELSTEIN	FRA	Tonykart	MD Competition	11	9:39.921	3.970	51.424	9	89,258	9
10	263	Henry EASTHOPE	GBR	Sodikart	Sodikart Junior Team	11	9:40.058	4.107	51.347	10	89,392	10
11	218	Nicolai NIELSEN	DEN	TBA	Star Karting	11	9:40.937	4.986	51.618	7	88,922	11
12	224	Aavo TALVAR	EST	Intrepid	Talvar Racing	11	9:41.261	5.310	51.405	9	89,291	12
13	216	Bryan EERDEN	NED	Gillard	PDB Racing Team	11	9:41.341	5.390	51.505	9	89,118	13
14	259	Nicolas PICOT	FRA	Sodikart	Kart Pro Racing	11	9:42.667	6.716	51.808	9	88,596	14
15	270	Santeri VARIS	FIN	Tonykart	JTL Racing	11	9:43.039	7.088	51.601	11	88,952	15
16	280	Brandon NILSSON	SWE	Exprit	Brandon Racing	11	9:43.335	7.384	51.579	11	88,990	16
17	262	Alex ENGBLOM	SWE	Tonykart	Soda Kart	11	9:44.128	8.177	51.701	11	88,780	17
18	261	Stephane KOX	NED	Formula K	Formula K Europe	11	9:44.300	8.349	51.564	9	89,016	18
19	237	Sten Dorian PIIRIMAGI	EST	Tonykart	Aix Racing Team	11	9:45.307	9.356	51.819	11	88,578	19
20	219	Andreas BACKMAN	SWE	Tonykart	Strawberry Racing	11	9:47.211	11.260	51.720	11	88,747	20
21	272	Jules COUSIN	FRA	FA Kart	DSS Kart	11	9:47.790	11.839	51.651	9	88,866	21
22	241	Pierre AUVRAY	FRA	FA Kart	DSS Kart	11	9:50.166	14.215	51.746	9	88,703	22
23	279	Juuso KAUKELIN	FIN	Tonykart	JTL Racing	11	9:53.645	17.694	52.287	9	87,785	23
24	283	Marco FORRER	SUI	Mach 1	Kartteam Meier	11	9:54.030	18.079	52.142	11	88,029	24
25	303	Giorgio MAGGI	SUI	Tonykart	Blacky Racing	11	9:54.774	18.823	51.816	11	88,583	25
26	275	Benjamin KARLOG	DEN	Tonykart	RS Competition	11	9:55.214	19.263	52.110	11	88,083	26
27	244	Eva BENES	FRA	Kosmic	PKS	11	10:03.903	27.952	52.393	8	87,607	27
28	306	Kevin KEMMLING	GER	Formula K	Kartschmie.de	11	10:07.385	31.434	53.873	10	85,200	28

## Announcements

These results are provisional until the conclusion of any judicial and technical matters

No. 269 warning board

Started: 28      Classified: 28      Not classified: 0

Margin of Victory	Ø km/h	Best Lap Tm	km/h	Best Lap by
0.243	87,664	51.004	89,993	203 - Edward BRAND

Official Timing [www.camp-company.de](http://www.camp-company.de) / [www.motorsport-events.se](http://www.motorsport-events.se)

Orbits

Timekeeping Ingrid and Meik Wagner:

Clerk of the course Nigel Edwards:

[www.mylaps.com](http://www.mylaps.com)

Steward (Chairman) Horst Seidel:

Chief Scrutineer Paul Klaassen:

Licensed to: Motorsport Events

Printed: 12.05.2012 10:43:34

posted at:

h







# Rotax Euro Challenge 2012 Wackersdorf

Rotax Seniors

Wackersdorf 1,275 Km

RACE 2 Qualifying Heat 2 C-D

12.05.2012 10:30

Race (11 Laps) started at 10:32:23

Lap	Time of Day	Lap Tm	S1 Tm	S2 Tm	S3 Tm
5	10:37:01.909	53.034	18.924	17.429	16.681
6	10:37:54.502	52.593	18.974	16.981	16.638
7	10:38:46.929	52.427	18.873	16.964	16.590
8	10:39:39.393	52.464	18.861	<b>16.950</b>	16.653
9	10:40:31.680	<b>52.287</b>	<b>18.810</b>	16.964	<b>16.513</b>
10	10:41:24.536	52.856	19.037	17.130	16.689
11	10:42:17.026	52.490	18.830	17.019	16.641

**(283) Marco FORRER**

1	10:33:23.877	58.611	23.425	17.965	17.221
2	10:34:20.381	56.504	20.404	17.912	18.188
3	10:35:13.814	53.433	19.123	17.262	17.048
4	10:36:07.170	53.356	19.700	16.976	16.680
5	10:37:02.496	55.326	19.028	19.320	16.978
6	10:37:55.252	52.756	19.131	16.979	16.646
7	10:38:47.768	52.516	19.158	16.789	16.569
8	10:39:40.310	52.542	19.164	16.863	<b>16.515</b>
9	10:40:32.889	52.579	19.117	16.756	16.706
10	10:41:25.269	52.380	18.898	16.821	16.661
11	10:42:17.411	<b>52.142</b>	<b>18.790</b>	<b>16.686</b>	16.666

**(303) Giorgio MAGGI**

1	10:33:22.757	58.577	23.157	17.714	17.706
2	10:34:20.021	57.264	21.391	17.784	18.089
3	10:35:14.652	54.631	19.101	17.735	17.795
4	10:36:08.284	53.632	19.974	17.064	16.594
5	10:37:03.778	55.494	19.874	18.456	17.164
6	10:37:57.020	53.242	18.917	16.908	17.417
7	10:38:49.408	52.388	19.008	16.832	16.548
8	10:39:42.088	52.680	19.374	16.936	<b>16.370</b>
9	10:40:34.206	52.118	18.777	<b>16.790</b>	16.551
10	10:41:26.339	52.133	18.797	16.824	16.512
11	10:42:18.155	<b>51.816</b>	<b>18.555</b>	16.829	16.432

**(275) Benjamin KARLOG**

1	10:33:24.663	59.606	24.188	18.633	16.785
2	10:34:21.185	56.522	20.188	17.952	18.382
3	10:35:15.030	53.845	19.740	17.087	17.018
4	10:36:09.424	54.394	20.588	17.126	16.680
5	10:37:03.463	54.039	18.909	18.168	16.962
6	10:37:56.579	53.116	18.990	16.938	17.188
7	10:38:49.054	52.475	18.904	16.920	16.651
8	10:39:41.570	52.516	19.050	16.929	16.537
9	10:40:33.742	52.172	18.784	<b>16.781</b>	16.607
10	10:41:26.485	52.743	19.035	16.878	16.830
11	10:42:18.595	<b>52.110</b>	<b>18.660</b>	16.914	<b>16.536</b>

**(244) Eva BENES**

1	10:33:24.376	59.536	24.217	18.387	16.932
2	10:34:21.134	56.758	20.225	17.925	18.608
3	10:35:14.788	53.654	19.241	17.035	17.378
4	10:36:07.789	53.001	19.357	16.935	16.709
5	10:37:11.745	1:03.956	<b>18.796</b>	28.280	16.880
6	10:38:04.220	52.475	19.119	16.775	16.581
7	10:38:56.632	52.412	19.127	<b>16.739</b>	16.546
8	10:39:49.025	<b>52.393</b>	19.047	16.813	<b>16.533</b>
9	10:40:41.781	52.756	19.261	16.943	16.552
10	10:41:34.210	52.429	19.142	16.742	16.545
11	10:42:27.284	53.074	18.963	16.897	17.214

**(306) Kevin KEMMLING**

1	10:33:22.631	58.008	23.145	17.804	<b>17.059</b>
2	10:34:21.039	58.408	19.787	18.131	20.490
3	10:35:17.164	56.125	20.478	18.117	17.530
4	10:36:11.763	54.599	19.667	17.581	17.351
5	10:37:06.037	54.274	19.622	17.537	17.115
6	10:38:00.260	54.223	19.625	17.400	17.198
7	10:38:54.346	54.086	19.641	17.372	17.073
8	10:39:48.417	54.071	19.558	17.440	17.073
9	10:40:42.555	54.138	19.598	17.392	17.148
10	10:41:36.428	<b>53.873</b>	<b>19.395</b>	<b>17.307</b>	17.171
11	10:42:30.766	54.338	19.645	17.459	17.234



# Rotax Euro Challenge 2012 Wackersdorf

Rotax Seniors

Wackersdorf 1,275 Km

RACE 5 Qualifying Heat 3 A-E

12.05.2012 11:30


Race (11 Laps) started at 11:32:19

Pos	No.	Name	Nat.	Chassis	Race Team	Laps	Total Tm	Diff	Best Tm	In Lap	km/h	Points
1	240	Petr BEZEL	CZE	MS Kart	MS Kart Racing Team	11	10:24.965		52.364	3	87,656	0
2	232	James SINGLETON	GBR	CRG	Coles Racing	11	10:26.238	1.273	52.559	4	87,330	2
3	299	Philip MORIN	SWE	Alonso	Dan Holland Racing	11	10:26.341	1.376	52.131	3	88,047	3
4	212	Jiri FORMAN	GBR	MS Kart	MS Kart Racing Team	11	10:27.100	2.135	52.385	2	87,621	4
5	268	Francisco MORA	POR	FA	Cabo do Mundo Kartteam	11	10:27.804	2.839	52.500	5	87,429	5
6	243	Glenn VAN PARIJS	BEL	Zanardi	Raw Racing Team	11	10:29.256	4.291	52.530	4	87,379	6
7	223	Jacob NIELSEN	DEN	Kosmic	Star Karting	11	10:29.678	4.713	51.932	3	88,385	7
8	208	Charlie EASTWOOD	IRL	Formula K	Protrain Racing	11	10:30.261	5.296	52.391	2	87,610	8
9	286	Lukasz BARTOSZUK	POL	Praga	Uniq Racing	11	10:31.143	6.178	52.648	5	87,183	9
10	255	Moritz OBERHEIM	GER	LH Kart	Matis Motorsport	11	10:31.581	6.616	52.532	5	87,375	10
11	214	Michael COOL	BEL	Tonykart	Bouvin Power	11	10:31.633	6.668	52.156	3	88,005	11
12	271	Christopher FRIEDRICH	GER	Praga	M-Tec/Praga Racing	11	10:32.079	7.114	52.190	3	87,948	12
13	221	Jesse LAZARE	CAN	Formula K	Chapman Racing/Protrain	11	10:32.120	7.155	52.236	4	87,870	13
14	213	Thomas BENISRI	FRA	Sodikart	Win Max	11	10:32.433	7.468	52.358	2	87,666	14
15	252	Juuso PYKALAINEN	FIN	Tonykart	MPT Racing	11	10:33.270	8.305	52.270	4	87,813	15
16	267	Max RENBERG	SWE	Tonykart	Soda Kart	11	10:33.322	8.357	52.932	5	86,715	16
17	266	Petr FULIN	CZE	MS Kart	MS Kart Racing Team	11	10:34.164	9.199	52.241	3	87,862	17
18	233	Manon CHAVAGNE	NED	Topkart	Slangen Karting	11	10:34.249	9.284	52.515	5	87,404	18
19	304	Oliver NORRIS	GBR	Tonykart	RL Racing Dept Ltd	11	10:34.568	9.603	52.245	3	87,855	19
20	226	Erik STILLMANN	SWE	Sodikart	Wallberg Motorsport	11	10:34.590	9.625	52.388	4	87,615	20
21	248	Artem KOROLEV	CAN	Intrepid	Team TKP	11	10:34.718	9.753	52.474	5	87,472	21
22	250	Ludvig MORIN	SWE	Kosmic	Paul Carr Racing	11	10:40.558	15.593	52.055	3	88,176	22
23	246	Sabedin Berat TURKER	TUR	Formula K	Protrain Racing	11	10:54.747	29.782	52.667	5	87,151	23
24	302	Kevin MINIER	FRA	Tonykart	MD Competition	11	11:00.349	35.384	52.437	4	87,534	24
25	220	Mathias SMITH	DEN	Kosmic	Star Karting	10	9:50.035	1 Lap	52.062	5	88,164	25
26	254	Harrison SCOTT	GBR	Tonykart	Strawberry Racing	8	7:12.421	3 Laps	52.346	3	87,686	26
27	296	Josh HART	NZL	Birel	Kalman Motorsport	8	7:17.123	3 Laps	52.549	3	87,347	27
28	288	Cecile MARTINI	FRA	Sodikart	Martini Racing	8	7:19.971	3 Laps	52.945	5	86,694	28
Not classified												
DNS	300	Joel AFFOLTER	NED	Gillard	PDB Racing Team			DNS		0	-	31

## Announcements

These results are provisional until the conclusion of any judicial and technical matters  
 No. 252 + 299 + 243 warning board  
 Started: 28      Classified: 28      Not classified: 0

Margin of Victory	Ø km/h	Best Lap Tm	km/h	Best Lap by
1.273	80,789	51.932	88,385	223 - Jacob NIELSEN

Timekeeping Ingrid and Meik Wagner:  Clerk of the course Nigel Edwards: [www.mylaps.com](http://www.mylaps.com)  
 Steward (Chairman) Horst Seidel: Chief Scrutineer Paul Klaassen: Licensed to: Motorsport Events  
 Printed: 12.05.2012 11:45:51      posted at:      h









# Rotax Euro Challenge 2012 Wackersdorf

Rotax Seniors

Wackersdorf 1,275 Km

RACE 5 Qualifying Heat 3 A-E

12.05.2012 11:30

Race (11 Laps) started at 11:32:19

Lap	Time of Day	Lap Tm	S1 Tm	S2 Tm	S3 Tm
5	11:36:52.739	<b>52.667</b>	<b>19.032</b>	16.946	<b>16.689</b>
6	11:37:49.196	56.457	19.299	18.298	18.860
7	11:38:45.076	55.880	20.408	17.475	17.997
8	11:39:41.397	56.321	20.246	17.642	18.433
9	11:41:18.734	1:37.337	21.005	21.934	54.398
10	11:42:18.533	59.799	21.868	18.984	18.947
11	11:43:14.209	55.676	19.884	18.296	17.496

### (302) Kevin MINIER

1	11:33:19.159	57.169	22.492	17.570	17.107
2	11:34:12.349	53.190	19.309	17.099	16.782
3	11:35:05.121	52.772	19.222	16.858	<b>16.692</b>
4	11:35:57.558	<b>52.437</b>	<b>18.874</b>	<b>16.818</b>	16.745
5	11:36:50.118	52.560	18.905	16.903	16.752
6	11:37:45.338	55.220	20.634	17.746	16.840
7	11:38:40.450	55.112	20.066	17.735	17.311
8	11:39:38.158	57.708	20.693	18.481	18.534
9	11:40:51.124	1:12.966	22.512	26.393	24.061
10	11:42:11.659	1:20.535	24.516	32.364	23.655
11	11:43:19.811	1:08.152	24.732	21.853	21.567

### (220) Mathias SMITH

1	11:33:20.629	59.570	22.398	17.729	19.443
2	11:34:14.567	53.938	19.379	17.198	17.361
3	11:35:07.310	52.743	19.077	17.099	<b>16.567</b>
4	11:35:59.871	52.561	19.170	16.800	16.591
5	11:36:51.933	<b>52.062</b>	<b>18.778</b>	<b>16.705</b>	16.579
6	11:37:47.301	55.368	19.383	18.601	17.384
7	11:38:42.632	55.331	19.999	17.329	18.003
8	11:39:39.321	56.689	20.064	18.571	18.054
9	11:40:54.032	1:14.711	21.580	29.070	24.061
10	11:42:09.497	1:15.465	26.165	24.752	24.548

### (254) Harrison SCOTT

1	11:33:13.639	54.043	20.289	17.071	16.683
2	11:34:06.018	52.379	18.840	16.893	16.646
3	11:34:58.364	<b>52.346</b>	<b>18.830</b>	<b>16.850</b>	16.666
4	11:35:50.817	52.453	18.962	16.866	<b>16.625</b>
5	11:36:43.704	52.887	18.967	17.014	16.906
6	11:37:38.400	54.696	19.656	17.659	17.381
7	11:38:34.602	56.202	20.622	18.015	17.565
8	11:39:31.883	57.281	20.938	18.552	17.791

### (296) Josh HART

1	11:33:14.974	54.824	20.820	17.228	16.776
2	11:34:08.403	53.429	19.481	17.030	16.918
3	11:35:00.952	<b>52.549</b>	<b>18.888</b>	17.025	16.636
4	11:35:53.548	52.596	19.087	16.906	<b>16.603</b>
5	11:36:46.223	52.675	18.974	<b>16.905</b>	16.796
6	11:37:41.138	54.915	19.838	17.419	17.658
7	11:38:39.019	57.881	22.402	17.750	17.729
8	11:39:36.585	57.566	21.140	18.296	18.130

### (288) Cecile MARTINI

1	11:33:20.495	58.194	22.888	18.002	17.304
2	11:34:14.884	54.389	19.796	17.218	17.375
3	11:35:08.514	53.630	19.644	17.125	16.861
4	11:36:01.489	52.975	19.407	<b>17.020</b>	<b>16.548</b>
5	11:36:54.434	<b>52.945</b>	<b>19.018</b>	17.191	16.736
6	11:37:48.311	53.877	19.387	17.147	17.343
7	11:38:43.347	55.036	20.316	17.538	17.182
8	11:39:39.433	56.086	20.055	18.004	18.027



# Rotax Euro Challenge 2012 Wackersdorf

Rotax Seniors

Wackersdorf 1,275 Km

RACE 6 Qualifying Heat 4 B-C **-NEW-**

12.05.2012 11:50


Race (11 Laps) started at 11:52:13

Pos	No.	Name	Nat.	Chassis	Race Team	Laps	Total Tm	Diff	Best Tm	In Lap	km/h	Points
1	222	Pierce LEHANE	AUS	Alonso	Dan Holland Racing	11	9:32.519		51.624	11	88,912	0
2	234	Ash HAND	GBR	Tonykart	Strawberry Racing	11	9:33.384	0.865	51.557	9	89,028	2
3	236	Andy KING	GBR	Tonykart	Strawberry Racing	11	9:33.599	1.080	51.641	9	88,883	3
4	269	John FRIBERG	SWE	Tonykart	Soda Kart	11	9:34.654	2.135	51.541	11	89,055	4
5	260	Bas de LAAT	NED	Gillard	PDB Racing Team	11	9:35.169	2.650	51.616	11	88,926	5
6	205	Sean BABINGTON	GBR	Alonso	Dan Holland Racing	11	9:35.421	2.902	51.379	10	89,336	6
7	216	Bryan EERDEN	NED	Gillard	PDB Racing Team	11	9:35.964	3.445	51.610	9	88,936	7
8	207	Ferenc KANC SAR	AUT	Birel	Kalman Motorsport	11	9:38.030	5.511	51.520	11	89,092	8
9	224	Aavo TALVAR	EST	Intrepid	Talvar Racing	11	9:38.388	5.869	51.557	11	89,028	9
10	217	Glen VAN DROOGENBROEC	BEL	Tonykart	Bouvin Power	11	9:39.098	6.579	51.749	11	88,697	10
11	272	Jules COUSIN	FRA	FA Kart	DSS Kart	11	9:42.895	10.376	51.878	7	88,477	11
12	225	Jeremie LESOUDIER	FRA	Kosmic	PKS	11	9:44.770	12.251	51.737	7	88,718	12
13	261	Stephane KOX	NED	Formula K	Formula K Europe	11	9:44.971	12.452	51.844	10	88,535	13
14	230	Charlie TURNER	GBR	CRG	Coles Racing	11	9:45.207	12.688	51.843	10	88,537	14
15	259	Nicolas PICOT	FRA	Sodikart	Kart Pro Racing	11	9:46.248	13.729	52.273	9	87,808	15
16	301	Jonathan JOHANSSON	SWE	Gillard	PDB Racing Team	11	9:48.612	16.093	51.913	9	88,417	16
17	258	Mikkel JOHNSEN	DEN	Intrepid	DMT Racing	11	9:50.838	18.319	51.729	10	88,732	17
18	244	Eva BENES	FRA	Kosmic	PKS	11	9:52.745	20.226	52.145	11	88,024	18
19	237	Sten Dorian PIIRIMAGI	EST	Tonykart	Aix Racing Team	11	9:52.955	20.436	52.047	11	88,190	19
20	275	Benjamin KARLOG	DEN	Tonykart	RS Competition	11	9:53.581	21.062	52.372	11	87,642	20
21	293	Sandor JAKAB	SVK	Birel	Kalman Motorsport	11	9:54.858	22.339	51.697	6	88,787	21
22	245	Hubert PETIT	FRA	Sodikart	Sodikart Junior Team	11	9:56.978	24.459	51.644	11	88,878	22
23	284	Oliver MYERS	GBR	Tonykart	Coles Racing	11	10:00.946	28.427	52.244	6	87,857	23
24	270	Santeri VARIS	FIN	Tonykart	JTL Racing	11	10:00.979	28.460	52.032	4	88,215	24
25	227	Matija JURKOVIC	SLO	Formula K	MLM Racing KK	11	10:01.063	28.544	52.395	10	87,604	25
26	242	Miroslav KOVAR	CZE	MS Kart	MS Kart Racing Team	11	10:01.477	28.958	53.217	9	86,251	26
27	241	Pierre AUVRAY	FRA	FA Kart	DSS Kart	8	7:24.005	3 Laps	52.511	7	87,410	27
28	306	Kevin KEMMLING	GER	Formula K	Kartschmie.de	3	2:52.953	8 Laps	54.102	2	84,840	28
29	257	Ebba GRANDIN	SWE	Kosmic	Soda Kart	1	1:27.520	10 Laps	1:25.637	1	53,598	29

## Announcements

These results are provisional until the conclusion of any judicial and technical matters  
 No. 293 warning board  
 Started: 29      Classified: 29      Not classified: 0  
 No. 293 time penalty 10 sec. / reason unfair driving  
 No. 245 time penalty 10 sec. / reason unfair driving

Margin of Victory	Ø km/h	Best Lap Tm	km/h	Best Lap by
0.865	88,189	51.379	89,336	205 - Sean BABINGTON

Timekeeping Ingrid and Meik Wagner:  Clerk of the course Nigel Edwards: [www.mylaps.com](http://www.mylaps.com)  
 Steward (Chairman) Horst Seidel: Chief Scrutineer Paul Klaassen: Licensed to: Motorsport Events  
 Printed: 12.05.2012 13:46:56      posted at:      h



# Rotax Euro Challenge 2012 Wackersdorf

Rotax Seniors

Wackersdorf 1,275 Km

RACE 6 Qualifying Heat 4 B-C

12.05.2012 11:50

Race (11 Laps) started at 11:52:13

Lap	Time of Day	Lap Tm	S1 Tm	S2 Tm	S3 Tm	Lap	Time of Day	Lap Tm	S1 Tm	S2 Tm	S3 Tm
<b>(222) Pierce LEHANE</b>						7	11:58:22.748	51.438	18.477	16.575	16.386
1	11:53:06.425	53.179	19.646	16.904	16.629	8	11:59:14.287	51.539	18.435	16.725	16.379
2	11:53:59.170	52.745	18.961	17.049	16.735	9	12:00:05.851	51.564	18.599	16.537	16.428
3	11:54:51.487	52.317	18.936	16.821	16.560	10	12:00:57.230	<b>51.379</b>	<b>18.413</b>	16.615	16.351
4	11:55:43.623	52.136	18.850	16.810	16.476	11	12:01:48.667	51.437	18.565	<b>16.534</b>	<b>16.338</b>
5	11:56:35.557	51.934	18.756	16.723	16.455	<b>(216) Bryan EERDEN</b>					
6	11:57:27.302	51.745	18.664	16.669	16.412	1	11:53:08.060	54.433	20.710	17.082	16.641
7	11:58:19.004	51.702	18.656	16.654	16.392	2	11:54:01.331	53.271	19.542	17.076	16.653
8	11:59:10.669	51.665	18.635	<b>16.579</b>	16.451	3	11:54:54.211	52.880	19.170	17.113	16.597
9	12:00:02.503	51.834	18.783	16.608	16.443	4	11:55:46.382	52.171	18.843	16.792	16.536
10	12:00:54.141	51.638	<b>18.602</b>	16.618	16.418	5	11:56:38.401	52.019	18.771	16.702	16.546
11	12:01:45.765	<b>51.624</b>	18.623	16.617	<b>16.384</b>	6	11:57:30.377	51.976	18.794	16.688	16.494
<b>(234) Ash HAND</b>						7	11:58:22.145	51.768	18.746	<b>16.601</b>	16.421
1	11:53:07.586	53.989	20.346	16.948	16.695	8	11:59:13.834	51.689	18.626	16.632	16.431
2	11:54:00.121	52.535	18.774	17.075	16.686	9	12:00:05.444	<b>51.610</b>	<b>18.576</b>	16.627	<b>16.407</b>
3	11:54:52.108	51.987	18.743	16.774	16.470	10	12:00:57.095	51.651	18.616	16.609	16.426
4	11:55:44.450	52.342	18.681	16.864	16.797	11	12:01:49.210	52.115	18.972	16.691	16.452
5	11:56:36.422	51.972	18.799	16.686	16.487	<b>(207) Ferenc KANCSAR</b>					
6	11:57:28.214	51.792	18.656	16.688	16.448	1	11:53:10.537	56.627	22.046	17.495	17.086
7	11:58:19.869	51.655	<b>18.551</b>	16.633	16.471	2	11:54:04.782	54.245	19.480	17.223	17.542
8	11:59:11.524	51.655	18.654	16.643	<b>16.358</b>	3	11:54:57.247	52.465	19.078	16.836	16.551
9	12:00:03.081	<b>51.557</b>	18.609	<b>16.587</b>	16.361	4	11:55:49.591	52.344	18.933	16.990	16.421
10	12:00:54.888	51.807	18.648	16.647	16.512	5	11:56:41.321	51.730	18.588	16.711	16.431
11	12:01:46.630	51.742	18.612	16.654	16.476	6	11:57:32.848	51.527	18.554	16.616	16.357
<b>(236) Andy KING</b>						7	11:58:24.455	51.607	18.589	16.654	16.364
1	11:53:06.932	53.565	19.919	16.985	16.661	8	11:59:16.274	51.819	18.817	16.675	<b>16.327</b>
2	11:53:59.589	52.657	19.020	16.970	16.667	9	12:00:08.083	51.809	<b>18.465</b>	16.622	16.722
3	11:54:51.777	52.188	18.886	16.797	16.505	10	12:00:59.756	51.673	18.650	16.603	16.420
4	11:55:44.279	52.502	18.792	17.037	16.673	11	12:01:51.276	<b>51.520</b>	18.546	<b>16.593</b>	16.381
5	11:56:36.219	51.940	18.746	16.688	16.506	<b>(224) Aavo TALVAR</b>					
6	11:57:27.907	51.688	18.649	16.627	<b>16.412</b>	1	11:53:10.783	56.813	22.548	17.243	17.022
7	11:58:19.603	51.696	18.619	16.651	16.426	2	11:54:04.699	53.916	19.540	17.175	17.201
8	11:59:11.304	51.701	18.712	<b>16.566</b>	16.423	3	11:54:56.940	52.241	19.000	16.693	16.548
9	12:00:02.945	<b>51.641</b>	18.614	16.612	16.415	4	11:55:49.269	52.329	19.008	16.821	16.500
10	12:00:54.959	52.014	<b>18.565</b>	16.626	16.823	5	11:56:41.088	51.819	18.737	16.652	16.430
11	12:01:46.845	51.886	18.719	16.702	16.465	6	11:57:32.660	51.572	18.631	16.537	16.404
<b>(269) John FRIBERG</b>						7	11:58:24.835	52.175	19.041	16.697	16.437
1	11:53:08.958	55.245	21.378	17.160	16.707	8	11:59:16.518	51.683	18.739	16.549	16.395
2	11:54:01.664	52.706	18.926	17.163	16.617	9	12:00:08.259	51.741	18.620	16.581	16.540
3	11:54:53.905	52.241	18.780	16.941	16.520	10	12:01:00.077	51.818	18.840	16.611	<b>16.367</b>
4	11:55:45.896	51.991	18.707	16.790	16.494	11	12:01:51.634	<b>51.557</b>	<b>18.618</b>	<b>16.533</b>	16.406
5	11:56:37.723	51.827	18.641	16.715	16.471	<b>(217) Glen VAN DROOGENBROECK</b>					
6	11:57:29.623	51.900	18.651	16.811	16.438	1	11:53:08.716	55.019	21.207	17.175	16.637
7	11:58:21.375	51.752	18.590	16.786	16.376	2	11:54:02.465	53.749	19.294	17.336	17.119
8	11:59:13.151	51.776	18.638	16.749	16.389	3	11:54:55.743	53.278	19.887	16.975	<b>16.416</b>
9	12:00:04.799	51.648	18.567	16.665	16.416	4	11:55:48.197	52.454	18.927	16.770	16.757
10	12:00:56.359	51.560	18.552	16.633	<b>16.375</b>	5	11:56:40.106	51.909	<b>18.581</b>	16.777	16.551
11	12:01:47.900	<b>51.541</b>	<b>18.525</b>	<b>16.630</b>	16.386	6	11:57:31.948	51.842	18.709	16.697	16.436
<b>(260) Bas de LAAT</b>						7	11:58:23.757	51.809	18.617	16.745	16.447
1	11:53:07.886	54.388	20.630	17.108	16.650	8	11:59:15.783	52.026	18.859	<b>16.678</b>	16.489
2	11:54:00.576	52.690	19.093	17.014	16.583	9	12:00:08.170	52.387	18.672	16.737	16.978
3	11:54:52.884	52.308	18.825	16.853	16.630	10	12:01:00.595	52.425	19.219	16.780	16.426
4	11:55:45.375	52.491	18.864	17.025	16.602	11	12:01:52.344	<b>51.749</b>	18.635	16.687	16.427
5	11:56:37.468	52.093	18.788	16.776	16.529	<b>(272) Jules COUSIN</b>					
6	11:57:29.412	51.944	18.728	16.733	16.483	1	11:53:12.678	58.259	23.115	17.950	17.194
7	11:58:21.648	52.236	18.939	16.835	16.462	2	11:54:06.067	53.389	19.417	17.015	16.957
8	11:59:13.398	51.750	18.691	16.649	<b>16.410</b>	3	11:54:58.800	52.733	19.001	16.794	16.938
9	12:00:05.130	51.732	18.653	16.642	16.437	4	11:55:51.492	52.692	19.217	16.931	16.544
10	12:00:56.799	51.669	18.613	16.619	16.437	5	11:56:43.661	52.169	<b>18.724</b>	<b>16.616</b>	16.829
11	12:01:48.415	<b>51.616</b>	<b>18.594</b>	<b>16.592</b>	16.430	6	11:57:35.799	52.138	18.958	16.668	16.512
<b>(205) Sean BABINGTON</b>						7	11:58:27.677	<b>51.878</b>	18.803	16.618	<b>16.457</b>
1	11:53:10.607	57.235	22.884	17.365	16.986	8	11:59:19.817	52.140	18.958	16.694	16.488
2	11:54:04.206	53.599	19.579	17.180	16.840	9	12:00:11.832	52.015	18.790	16.718	16.507
3	11:54:56.314	52.108	18.753	16.872	16.483	10	12:01:04.003	52.171	18.787	16.858	16.526
4	11:55:48.052	51.738	18.648	16.690	16.400	11	12:01:56.141	52.138	18.838	16.733	16.567
5	11:56:39.712	51.660	18.502	16.683	16.475	<b>(225) Jeremie LESOUDIER</b>					
6	11:57:31.310	51.598	18.527	16.699	16.372	1	11:53:11.790	57.638	23.104	17.725	16.809

Timekeeping Ingrid and Meik Wagner:

Clerk of the course Nigel Edwards:

[www.mylaps.com](http://www.mylaps.com)

Steward (Chairman) Horst Seidel:

Chief Scrutineer Paul Klaassen:

Licensed to: Motorsport Events



# Rotax Euro Challenge 2012 Wackersdorf

Rotax Seniors

Wackersdorf 1,275 Km

RACE 6 Qualifying Heat 4 B-C

12.05.2012 11:50

Race (11 Laps) started at 11:52:13

Lap	Time of Day	Lap Tm	S1 Tm	S2 Tm	S3 Tm	Lap	Time of Day	Lap Tm	S1 Tm	S2 Tm	S3 Tm
2	11:54:05.207	53.417	19.037	17.013	17.367	10	12:01:08.580	51.650	<b>18.778</b>	16.488	16.384
3	11:54:59.182	53.975	19.455	17.007	17.513	11	12:02:00.224	<b>51.644</b>	18.812	<b>16.480</b>	<b>16.352</b>
4	11:55:52.099	52.917	19.403	16.973	16.541	<b>(301) Jonathan JOHANSSON</b>					
5	11:56:44.090	51.991	18.713	16.750	16.528	1	11:53:07.783	54.271	20.209	17.249	16.813
6	11:57:36.781	52.691	19.156	16.771	16.764	2	11:54:02.356	54.573	19.967	17.269	17.337
7	11:58:28.518	<b>51.737</b>	<b>18.566</b>	16.733	16.438	3	11:54:54.874	52.518	18.942	16.947	16.629
8	11:59:20.794	52.276	19.089	16.764	<b>16.423</b>	4	11:55:47.138	52.264	18.929	16.856	16.479
9	12:00:13.576	52.782	19.216	16.934	16.632	5	11:56:39.149	52.011	<b>18.750</b>	16.720	16.541
10	12:01:05.571	51.995	18.735	<b>16.716</b>	16.544	6	11:57:31.074	51.925	18.767	16.700	16.458
11	12:01:58.016	52.445	18.874	16.841	16.730	7	11:58:23.283	52.209	18.967	16.714	16.528
<b>(293) Sandor JAKAB</b>						8	11:59:25.763	1:02.480	29.040	16.952	16.488
1	11:53:09.225	55.395	21.422	17.262	16.711	9	12:00:17.676	<b>51.913</b>	18.835	<b>16.664</b>	<b>16.414</b>
2	11:54:02.602	53.377	18.963	17.347	17.067	10	12:01:09.711	52.035	18.799	16.814	16.422
3	11:54:55.637	53.035	19.388	17.036	16.611	11	12:02:01.858	52.147	18.981	16.728	16.438
4	11:55:47.598	51.961	18.711	16.773	16.477	<b>(258) Mikkel JOHNSEN</b>					
5	11:56:39.859	52.261	18.686	17.091	16.484	1	11:53:16.438	1:02.358	27.436	17.753	17.169
6	11:57:31.556	<b>51.697</b>	18.604	<b>16.725</b>	<b>16.368</b>	2	11:54:14.181	57.743	19.943	17.969	19.831
7	11:58:23.384	51.828	18.722	16.737	16.369	3	11:55:06.590	52.409	18.930	16.895	16.584
8	11:59:20.521	57.137	23.813	16.840	16.484	4	11:55:58.616	52.026	18.818	16.712	16.496
9	12:00:13.979	53.458	19.871	16.983	16.604	5	11:56:50.623	52.007	18.793	16.706	16.508
10	12:01:05.749	51.770	<b>18.567</b>	16.766	16.437	6	11:57:42.764	52.141	18.703	16.682	16.756
11	12:01:58.104	52.355	18.857	16.849	16.649	7	11:58:35.981	53.217	19.050	16.892	17.275
<b>(261) Stephane KOX</b>						8	11:59:28.252	52.271	19.089	<b>16.601</b>	16.581
1	11:53:10.354	56.531	21.709	17.749	17.073	9	12:00:20.497	52.245	<b>18.606</b>	16.983	16.656
2	11:54:05.107	54.753	19.575	17.187	17.991	10	12:01:12.226	<b>51.729</b>	18.699	16.615	<b>16.415</b>
3	11:54:58.986	53.879	19.449	16.976	17.454	11	12:02:04.084	51.858	18.795	16.637	16.426
4	11:55:51.864	52.878	19.481	16.889	16.508	<b>(244) Eva BENES</b>					
5	11:56:43.877	52.013	18.681	16.770	16.562	1	11:53:14.442	58.762	22.166	19.450	17.146
6	11:57:36.523	52.646	19.182	<b>16.713</b>	16.751	2	11:54:08.198	53.756	19.604	17.347	16.805
7	11:58:28.396	51.873	18.634	16.741	16.498	3	11:55:01.370	53.172	19.420	17.057	16.695
8	11:59:20.697	52.301	19.024	16.793	16.484	4	11:55:54.234	52.864	19.104	16.993	16.767
9	12:00:14.319	53.622	19.580	16.952	17.090	5	11:56:48.342	54.108	19.849	17.446	16.813
10	12:01:06.163	<b>51.844</b>	<b>18.628</b>	16.763	<b>16.453</b>	6	11:57:42.065	53.723	19.284	17.350	17.089
11	12:01:58.217	52.054	18.765	16.737	16.552	7	11:58:35.898	53.833	19.202	17.205	17.426
<b>(230) Charlie TURNER</b>						8	11:59:28.658	52.760	19.344	16.798	16.618
1	11:53:13.858	58.458	23.105	18.334	17.019	9	12:00:21.082	52.424	<b>18.859</b>	16.807	16.758
2	11:54:06.958	53.100	19.151	17.100	16.849	10	12:01:13.846	52.764	18.956	17.112	16.657
3	11:55:00.188	53.230	19.665	16.923	16.642	11	12:02:05.991	<b>52.145</b>	18.902	<b>16.710</b>	<b>16.533</b>
4	11:55:53.193	53.005	18.853	17.356	16.796	<b>(237) Sten Dorian PIIRIMAGI</b>					
5	11:56:45.297	52.104	18.915	16.658	16.531	1	11:53:16.359	1:01.857	27.345	17.597	16.915
6	11:57:37.198	51.901	18.802	<b>16.552</b>	16.547	2	11:54:10.018	53.659	19.764	17.236	16.659
7	11:58:29.545	52.347	18.774	16.838	16.735	3	11:55:02.722	52.704	19.078	16.891	16.735
8	11:59:21.807	52.262	18.920	16.801	16.541	4	11:55:55.136	52.414	18.856	16.892	16.666
9	12:00:14.482	52.675	18.851	16.903	16.921	5	11:56:48.269	53.133	19.159	17.078	16.896
10	12:01:06.325	<b>51.843</b>	18.786	16.645	<b>16.412</b>	6	11:57:42.324	54.055	19.128	17.394	17.533
11	12:01:58.453	52.128	<b>18.737</b>	16.943	16.448	7	11:58:35.835	53.511	19.098	17.161	17.252
<b>(259) Nicolas PICOT</b>						8	11:59:28.534	52.699	19.002	<b>16.724</b>	16.973
1	11:53:10.252	56.102	21.481	17.475	17.146	9	12:00:21.243	52.709	18.773	16.879	17.057
2	11:54:03.271	53.019	19.038	17.176	16.805	10	12:01:14.154	52.911	18.957	17.129	16.825
3	11:54:56.719	53.448	19.248	17.504	16.696	11	12:02:06.201	<b>52.047</b>	<b>18.749</b>	16.769	<b>16.529</b>
4	11:55:50.661	53.942	19.592	17.695	16.655	<b>(275) Benjamin KARLOG</b>					
5	11:56:43.729	53.068	18.997	16.881	17.190	1	11:53:14.193	58.364	22.476	18.359	17.529
6	11:57:36.853	53.124	19.042	16.885	17.197	2	11:54:07.446	53.253	19.192	17.218	16.843
7	11:58:29.747	52.894	<b>18.854</b>	16.877	17.163	3	11:55:00.940	53.494	19.748	17.115	16.631
8	11:59:22.566	52.819	19.158	17.084	16.577	4	11:55:53.998	53.058	19.240	16.980	16.838
9	12:00:14.839	<b>52.273</b>	18.939	<b>16.789</b>	16.545	5	11:56:48.169	54.171	19.446	17.731	16.994
10	12:01:07.140	52.301	19.005	16.819	<b>16.477</b>	6	11:57:41.951	53.782	19.043	17.469	17.270
11	12:01:59.494	52.354	18.884	16.892	16.578	7	11:58:35.147	53.196	19.144	17.226	16.826
<b>(245) Hubert PETIT</b>						8	11:59:27.715	52.568	19.004	16.938	16.626
1	11:53:16.038	1:01.430	27.071	17.517	16.842	9	12:00:20.894	53.179	18.980	17.308	16.891
2	11:54:08.906	52.868	19.128	17.018	16.722	10	12:01:14.455	53.561	18.999	17.256	17.306
3	11:55:01.610	52.704	19.166	16.951	16.587	11	12:02:06.827	<b>52.372</b>	<b>18.831</b>	<b>16.935</b>	<b>16.606</b>
4	11:55:54.648	53.038	19.255	17.142	16.641	<b>(284) Oliver MYERS</b>					
5	11:56:48.072	53.424	19.244	17.035	17.145	1	11:53:21.316	1:07.323	23.075	27.223	17.025
6	11:57:40.887	52.815	18.814	17.450	16.551	2	11:54:14.524	53.208	19.385	17.104	16.719
7	11:58:33.066	52.179	18.961	16.674	16.544	3	11:55:07.156	52.632	19.079	16.917	16.636
8	11:59:25.096	52.030	19.027	16.605	16.398	4	11:55:59.466	52.310	<b>18.869</b>	16.919	16.522
9	12:00:16.930	51.834	18.849	16.566	16.419						



# Rotax Euro Challenge 2012 Wackersdorf

Rotax Seniors

Wackersdorf 1,275 Km

RACE 6 Qualifying Heat 4 B-C

12.05.2012 11:50

Race (11 Laps) started at 11:52:13

Lap	Time of Day	Lap Tm	S1 Tm	S2 Tm	S3 Tm
5	11:56:51.886	52.420	18.881	16.895	16.644
6	11:57:44.130	<b>52.244</b>	18.952	<b>16.777</b>	<b>16.515</b>
7	11:58:36.450	52.320	18.876	16.783	16.661
8	11:59:30.612	54.162	19.734	17.198	17.230
9	12:00:24.049	53.437	19.804	16.956	16.677
10	12:01:17.838	53.789	19.592	16.982	17.215
11	12:02:14.192	56.354	20.873	17.462	18.019

(270) Santeri VARIS

1	11:53:17.668	1:03.617	22.936	23.847	16.834
2	11:54:10.761	53.093	19.127	17.323	16.643
3	11:55:03.217	52.456	18.934	16.882	16.640
4	11:55:55.249	<b>52.032</b>	<b>18.788</b>	16.793	<b>16.451</b>
5	11:56:48.767	53.518	19.571	16.973	16.974
6	11:57:42.651	53.884	19.427	17.404	17.053
7	11:58:36.193	53.542	19.409	<b>16.769</b>	17.364
8	11:59:30.684	54.491	20.450	16.910	17.131
9	12:00:24.235	53.551	19.870	16.902	16.779
10	12:01:18.029	53.794	19.528	16.986	17.280
11	12:02:14.225	56.196	20.850	17.323	18.023

(227) Matija JURKOVIC

1	11:53:12.562	58.191	23.074	17.965	17.152
2	11:54:06.647	54.085	19.352	17.266	17.467
3	11:55:00.703	54.056	20.395	17.007	16.654
4	11:55:54.344	53.641	19.143	16.876	17.622
5	11:56:47.865	53.521	19.362	17.106	17.053
6	11:57:42.392	54.527	18.927	18.655	16.945
7	11:58:36.645	54.253	20.174	16.970	17.109
8	11:59:30.495	53.850	19.711	16.919	17.220
9	12:00:25.850	55.355	21.826	17.000	<b>16.529</b>
10	12:01:18.245	<b>52.395</b>	<b>18.837</b>	<b>16.852</b>	16.706
11	12:02:14.309	56.064	20.728	17.447	17.889

(242) Miroslav KOVAR

1	11:53:13.353	58.368	23.096	18.272	17.000
2	11:54:07.035	53.682	19.158	17.136	17.388
3	11:55:00.556	53.521	19.774	16.996	<b>16.751</b>
4	11:55:55.046	54.490	20.226	17.250	17.014
5	11:56:49.076	54.030	19.110	17.453	17.467
6	11:57:43.079	54.003	<b>18.983</b>	17.362	17.658
7	11:58:36.365	53.286	19.221	<b>16.878</b>	17.187
8	11:59:30.777	54.412	20.455	16.949	17.008
9	12:00:23.994	<b>53.217</b>	19.351	17.076	16.790
10	12:01:18.144	54.150	19.925	16.997	17.228
11	12:02:14.723	56.579	20.861	17.576	18.142

(241) Pierre AUVRAY

1	11:53:12.973	57.941	22.642	18.064	17.235
2	11:54:06.739	53.766	19.273	17.188	17.305
3	11:54:59.678	52.939	19.102	17.052	16.785
4	11:55:53.834	54.156	19.017	17.892	17.247
5	11:56:57.379	1:03.545	29.398	17.255	16.892
6	11:57:49.913	52.534	18.921	<b>16.905</b>	16.708
7	11:58:42.424	<b>52.511</b>	<b>18.847</b>	16.964	<b>16.700</b>
8	11:59:37.251	54.827	18.916	17.001	18.910

(306) Kevin KEMMLING

1	11:53:13.250	57.829	22.409	18.101	17.319
2	11:54:07.352	<b>54.102</b>	<b>19.529</b>	<b>17.516</b>	<b>17.057</b>
3	11:55:06.199	58.847	20.419	17.534	20.894

(257) Ebba GRANDIN

1	11:53:40.766	<b>1:25.637</b>	<b>31.326</b>	<b>23.927</b>	<b>30.384</b>
---	--------------	-----------------	---------------	---------------	---------------



# Rotax Euro Challenge 2012 Wackersdorf

Rotax Seniors

Wackersdorf 1,275 Km

RACE 8 Qualifying Heat 5 D-E

12.05.2012 13:00


Race (11 Laps) started at 13:02:18

Pos	No.	Name	Nat.	Chassis	Race Team	Laps	Total Tm	Diff	Best Tm	In Lap	km/h	Points
1	203	Edward BRAND	GBR	Formula K	Formula K Europe	11	9:30.053		51.363	10	89,364	0
2	211	Shaun SLAVIN	GBR	Formula K	Formula K Europe	11	9:30.558	0.505	51.330	10	89,421	2
3	294	Makino TADASUKE	JPN	Birel	Kalman Motorsport	11	9:30.583	0.530	51.255	10	89,552	3
4	290	Ukyo SASAHARA	JPN	DR	VPDR	11	9:30.654	0.601	51.318	7	89,442	4
5	250	Ludvig MORIN	SWE	Kosmic	Paul Carr Racing	11	9:32.458	2.405	51.307	5	89,461	5
6	212	Jiri FORMAN	GBR	MS Kart	MS Kart Racing Team	11	9:32.622	2.569	51.490	6	89,144	6
7	214	Michael COOL	BEL	Tonykart	Bouvin Power	11	9:33.594	3.541	51.451	6	89,211	7
8	296	Josh HART	NZL	Birel	Kalman Motorsport	11	9:34.045	3.992	51.550	8	89,040	8
9	238	Alexandre FINKELSTEIN	FRA	Tonykart	MD Competition	11	9:37.817	7.764	51.424	7	89,258	9
10	213	Thomas BENISRI	FRA	Sodikart	Win Max	11	9:38.224	8.171	51.651	8	88,866	10
11	218	Nicolai NIELSEN	DEN	TBA	Star Karting	11	9:38.295	8.242	51.558	8	89,026	11
12	278	Barrie PULLINGER	GBR	Alonso	Dan Holland Racing	11	9:38.692	8.639	51.758	8	88,682	12
13	223	Jacob NIELSEN	DEN	Kosmic	Star Karting	11	9:39.268	9.215	51.441	8	89,228	13
14	266	Petr FULIN	CZE	MS Kart	MS Kart Racing Team	11	9:40.025	9.972	51.641	9	88,883	14
15	303	Giorgio MAGGI	SUI	Tonykart	Blacky Racing	11	9:40.173	10.120	51.582	9	88,985	15
16	271	Christopher FRIEDRICH	GER	Praga	M-Tec/Praga Racing	11	9:40.703	10.650	51.551	10	89,038	16
17	263	Henry EASTHOPE	GBR	Sodikart	Sodikart Junior Team	11	9:41.171	11.118	51.407	10	89,287	17
18	226	Erik STILLMANN	SWE	Sodikart	Wallberg Motorsport	11	9:41.416	11.363	51.566	10	89,012	18
19	280	Brandon NILSSON	SWE	Exprit	Brandon Racing	11	9:41.844	11.791	51.419	11	89,267	19
20	255	Moritz OBERHEIM	GER	LH Kart	Matis Motorsport	11	9:42.790	12.737	51.381	9	89,333	20
21	262	Alex ENGBLOM	SWE	Tonykart	Soda Kart	11	9:43.551	13.498	51.766	5	88,668	21
22	302	Kevin MINIER	FRA	Tonykart	MD Competition	11	9:43.721	13.668	52.064	5	88,161	22
23	219	Andreas BACKMAN	SWE	Tonykart	Strawberry Racing	11	9:43.875	13.822	51.554	9	89,033	23
24	304	Oliver NORRIS	GBR	Tonykart	RL Racing Dept Ltd	11	9:45.565	15.512	51.779	5	88,646	24
25	267	Max RENBERG	SWE	Tonykart	Soda Kart	11	9:47.062	17.009	51.937	10	88,376	25
26	279	Juuso KAUKELIN	FIN	Tonykart	JTL Racing	11	9:47.273	17.220	52.139	11	88,034	26
27	283	Marco FORRER	SUI	Mach 1	Kartteam Meier	11	9:48.856	18.803	52.132	9	88,046	27
28	288	Cecile MARTINI	FRA	Sodikart	Martini Racing	1	1:10.508	10 Laps	1:07.863	1	67,636	28

## Announcements

These results are provisional until the conclusion of any judicial and technical matters  
 Started: 28      Classified: 28      Not classified: 0

Margin of Victory	Ø km/h	Best Lap Tm	km/h	Best Lap by
0.505	88,571	51.255	89,552	294 - Makino TADASUKE

Timekeeping Ingrid and Meik Wagner:  Clerk of the course Nigel Edwards: [www.mylaps.com](http://www.mylaps.com)  
 Steward (Chairman) Horst Seidel: Chief Scrutineer Paul Klaassen: Licensed to: Motorsport Events  
 Printed: 12.05.2012 13:13:09      posted at:      h



# Rotax Euro Challenge 2012 Wackersdorf

Rotax Seniors

Wackersdorf 1,275 Km

RACE 8 Qualifying Heat 5 D-E

12.05.2012 13:00

Race (11 Laps) started at 13:02:18

Lap	Time of Day	Lap Tm	S1 Tm	S2 Tm	S3 Tm	Lap	Time of Day	Lap Tm	S1 Tm	S2 Tm	S3 Tm
<b>(203) Edward BRAND</b>						7	13:08:23.747	51.541	18.581	<b>16.577</b>	16.383
1	13:03:11.975	53.556	20.061	17.040	16.455	8	13:09:15.312	51.565	18.569	16.595	16.405
2	13:04:03.983	52.008	18.718	16.819	16.471	9	13:10:06.864	51.552	18.558	16.618	16.376
3	13:04:55.998	52.015	19.025	16.662	16.328	10	13:10:58.688	51.824	18.899	16.618	<b>16.307</b>
4	13:05:47.878	51.880	18.828	16.659	16.393	11	13:11:50.711	52.023	18.877	16.596	16.550
5	13:06:39.458	51.580	18.548	16.607	16.425	<b>(214) Michael COOL</b>					
6	13:07:30.902	51.444	<b>18.423</b>	16.624	16.397	1	13:03:14.637	56.388	20.781	18.012	17.595
7	13:08:22.379	51.477	18.549	16.580	16.348	2	13:04:06.993	52.356	19.019	16.873	16.464
8	13:09:13.818	51.439	18.499	16.606	16.334	3	13:04:58.705	51.712	18.653	16.677	16.382
9	13:10:05.252	51.434	18.518	<b>16.534</b>	16.382	4	13:05:50.223	51.518	18.544	16.640	16.334
10	13:10:56.615	<b>51.363</b>	18.497	16.540	<b>16.326</b>	5	13:06:41.712	51.489	18.554	16.611	<b>16.324</b>
11	13:11:48.142	51.527	18.524	16.577	16.426	6	13:07:33.163	<b>51.451</b>	<b>18.427</b>	16.628	16.396
<b>(211) Shaun SLAVIN</b>						7	13:08:24.858	51.695	18.624	16.705	16.366
1	13:03:11.769	53.595	20.127	16.884	16.584	8	13:09:16.431	51.573	18.536	<b>16.598</b>	16.439
2	13:04:04.113	52.344	19.183	16.747	16.414	9	13:10:08.059	51.628	18.489	16.737	16.402
3	13:04:55.930	51.817	18.688	16.659	16.470	10	13:10:59.760	51.701	18.522	16.752	16.427
4	13:05:47.792	51.862	18.710	16.663	16.489	11	13:11:51.683	51.923	18.541	16.759	16.623
5	13:06:39.592	51.800	18.819	16.640	16.341	<b>(296) Josh HART</b>					
6	13:07:31.104	51.512	18.466	16.629	16.417	1	13:03:13.767	55.098	20.806	17.346	16.946
7	13:08:22.616	51.512	18.519	16.593	16.400	2	13:04:05.738	51.971	18.742	16.802	16.427
8	13:09:14.020	51.404	18.432	16.616	16.356	3	13:04:57.553	51.815	18.721	16.696	16.398
9	13:10:05.805	51.785	18.558	16.600	16.627	4	13:05:49.411	51.858	18.624	16.691	16.543
10	13:10:57.135	<b>51.330</b>	18.497	16.543	<b>16.290</b>	5	13:06:41.050	51.639	18.625	<b>16.623</b>	16.391
11	13:11:48.647	51.512	<b>18.419</b>	<b>16.542</b>	16.551	6	13:07:33.005	51.955	18.551	16.869	16.535
<b>(294) Makino TADASUKE</b>						7	13:08:25.102	52.097	18.946	16.734	16.417
1	13:03:12.567	54.478	20.124	17.805	16.549	8	13:09:16.652	<b>51.550</b>	<b>18.544</b>	16.637	<b>16.369</b>
2	13:04:04.516	51.949	18.674	16.824	16.451	9	13:10:08.260	51.608	18.589	16.628	16.391
3	13:04:56.327	51.811	18.657	16.767	16.387	10	13:10:59.949	51.689	18.626	16.629	16.434
4	13:05:48.020	51.693	18.626	16.716	16.351	11	13:11:52.134	52.185	18.583	16.688	16.914
5	13:06:39.799	51.779	<b>18.339</b>	17.054	16.386	<b>(238) Alexandre FINKELSTEIN</b>					
6	13:07:31.227	51.428	18.497	16.569	16.362	1	13:03:16.224	56.732	22.665	17.396	16.671
7	13:08:22.743	51.516	18.583	16.615	16.318	2	13:04:09.111	52.887	18.945	17.299	16.643
8	13:09:14.236	51.493	18.509	16.584	16.400	3	13:05:01.587	52.476	18.660	17.359	16.457
9	13:10:05.661	51.425	18.493	16.619	16.313	4	13:05:53.162	51.575	18.594	16.598	16.383
10	13:10:56.916	<b>51.255</b>	18.421	<b>16.539</b>	<b>16.295</b>	5	13:06:45.699	52.537	19.374	16.711	16.452
11	13:11:48.672	51.756	18.405	16.633	16.718	6	13:07:37.177	51.478	18.604	16.583	<b>16.291</b>
<b>(290) Ukyo SASAHARA</b>						7	13:08:28.601	<b>51.424</b>	<b>18.491</b>	16.626	16.307
1	13:03:13.453	54.910	20.759	17.488	16.663	8	13:09:20.061	51.460	18.538	16.601	16.321
2	13:04:05.192	51.739	18.643	16.723	16.373	9	13:10:11.584	51.523	18.555	<b>16.570</b>	16.398
3	13:04:56.843	51.651	18.630	16.666	16.355	10	13:11:03.820	52.236	18.773	16.659	16.804
4	13:05:48.964	52.121	18.988	16.705	16.428	11	13:11:55.906	52.086	19.018	16.624	16.444
5	13:06:40.438	51.474	18.502	16.616	16.356	<b>(213) Thomas BENISRI</b>					
6	13:07:31.880	51.442	18.478	16.610	16.354	1	13:03:14.968	56.414	21.942	17.081	17.391
7	13:08:23.198	<b>51.318</b>	18.477	<b>16.507</b>	16.334	2	13:04:07.749	52.781	19.236	16.982	16.563
8	13:09:14.631	51.433	18.498	16.648	16.287	3	13:05:00.107	52.358	18.920	16.850	16.588
9	13:10:05.978	51.347	18.595	16.509	<b>16.243</b>	4	13:05:52.288	52.181	18.825	16.823	16.533
10	13:10:57.348	51.370	18.523	16.568	16.279	5	13:06:44.513	52.225	19.034	16.751	16.440
11	13:11:48.743	51.395	<b>18.406</b>	16.533	16.456	6	13:07:36.269	51.756	<b>18.574</b>	16.701	16.481
<b>(250) Ludvig MORIN</b>						7	13:08:28.027	51.758	18.702	16.624	16.432
1	13:03:14.508	55.776	21.142	17.345	17.289	8	13:09:19.678	<b>51.651</b>	18.674	<b>16.560</b>	16.417
2	13:04:06.645	52.137	18.860	16.871	16.406	9	13:10:11.387	51.709	18.726	16.570	<b>16.413</b>
3	13:04:58.408	51.763	18.630	16.752	16.381	10	13:11:03.931	52.544	19.115	16.659	16.770
4	13:05:49.980	51.572	18.627	16.656	16.289	11	13:11:56.313	52.382	19.101	16.714	16.567
5	13:06:41.287	<b>51.307</b>	<b>18.426</b>	16.604	<b>16.277</b>	<b>(218) Nicolai NIELSEN</b>					
6	13:07:32.759	51.472	18.465	16.647	16.360	1	13:03:14.858	55.938	21.941	17.213	16.784
7	13:08:24.195	51.436	18.548	16.566	16.322	2	13:04:07.631	52.773	19.216	16.958	16.599
8	13:09:15.604	51.409	18.571	<b>16.506</b>	16.332	3	13:05:00.170	52.539	18.906	17.073	16.560
9	13:10:07.034	51.430	18.486	16.646	16.298	4	13:05:53.056	52.886	18.636	16.776	16.474
10	13:10:58.556	51.522	18.473	16.636	16.413	5	13:06:46.041	52.985	19.603	16.753	16.629
11	13:11:50.547	51.991	18.769	16.692	16.530	6	13:07:37.938	51.897	18.575	16.887	16.435
<b>(212) Jiri FORMAN</b>						7	13:08:29.537	51.599	18.613	16.610	16.376
1	13:03:13.054	54.583	20.717	17.367	16.499	8	13:09:21.095	<b>51.558</b>	18.595	<b>16.569</b>	16.394
2	13:04:04.921	51.867	18.735	16.756	16.376	9	13:10:12.675	51.580	<b>18.556</b>	16.690	<b>16.334</b>
3	13:04:57.064	52.143	18.744	16.979	16.420	10	13:11:04.550	51.875	18.727	16.653	16.495
4	13:05:49.129	52.065	18.653	16.714	16.698	11	13:11:56.384	51.834	18.713	16.653	16.468
5	13:06:40.716	51.587	18.558	16.672	16.357	<b>(278) Barrie PULLINGER</b>					
6	13:07:32.206	<b>51.490</b>	<b>18.493</b>	16.601	16.396	1	13:03:15.108	56.274	21.901	17.134	17.239



# Rotax Euro Challenge 2012 Wackersdorf

Rotax Seniors

Wackersdorf 1,275 Km

RACE 8 Qualifying Heat 5 D-E

12.05.2012 13:00

Race (11 Laps) started at 13:02:18

Lap	Time of Day	Lap Tm	S1 Tm	S2 Tm	S3 Tm	Lap	Time of Day	Lap Tm	S1 Tm	S2 Tm	S3 Tm	
2	13:04:08.272	53.164	19.368	16.917	16.879	10	13:11:07.796	<b>51.407</b>	18.559	16.597	<b>16.251</b>	
3	13:05:00.396	52.124	18.844	16.816	16.464	11	13:11:59.260	51.464	18.536	16.550	16.378	
4	13:05:52.437	52.041	18.718	16.783	16.540							
5	13:06:44.435	51.998	18.718	16.711	16.569							
6	13:07:36.895	52.460	19.066	16.817	16.577	(226) Erik STILLMANN	1	13:03:16.826	57.190	22.943	17.637	16.810
7	13:08:28.937	52.042	18.969	<b>16.615</b>	<b>16.458</b>	2	13:04:09.548	52.722	19.095	17.060	16.567	
8	13:09:20.695	<b>51.758</b>	<b>18.539</b>	16.657	16.562	3	13:05:02.615	53.067	19.301	17.059	16.707	
9	13:10:12.593	51.898	18.671	16.733	16.494	4	13:05:55.174	52.559	18.576	16.947	17.036	
10	13:11:04.721	52.128	18.608	16.683	16.837	5	13:06:47.337	52.163	18.932	16.659	16.572	
11	13:11:56.781	52.060	18.806	16.647	16.607	6	13:07:39.495	52.158	18.904	16.793	16.461	
						7	13:08:31.845	52.350	18.957	16.807	16.586	
						8	13:09:23.650	51.805	18.606	16.811	16.388	
						9	13:10:16.031	52.381	18.673	16.916	16.792	
						10	13:11:07.597	<b>51.566</b>	<b>18.575</b>	<b>16.637</b>	16.354	
						11	13:11:59.505	51.908	18.899	16.682	<b>16.327</b>	
(223) Jacob NIELSEN						(280) Brandon NILSSON	1	13:03:18.309	58.313	22.928	18.689	16.696
1	13:03:15.862	56.467	22.245	17.088	17.134	2	13:04:11.500	53.191	19.295	17.226	16.670	
2	13:04:09.382	53.520	19.801	16.944	16.775	3	13:05:04.024	52.524	18.954	16.878	16.692	
3	13:05:02.133	52.751	18.597	17.598	16.556	4	13:05:55.793	51.769	18.510	16.631	16.628	
4	13:05:54.661	52.528	18.545	17.253	16.730	5	13:06:48.746	52.953	19.594	16.882	16.477	
5	13:06:46.655	51.994	18.528	16.829	16.637	6	13:07:41.310	52.564	18.981	17.124	16.459	
6	13:07:39.002	52.347	19.172	16.776	<b>16.399</b>	7	13:08:33.642	52.332	19.031	16.823	16.478	
7	13:08:30.829	51.827	<b>18.462</b>	16.771	16.594	8	13:09:25.195	51.553	18.472	16.630	16.451	
8	13:09:22.270	<b>51.441</b>	18.489	<b>16.503</b>	16.449	9	13:10:16.923	51.728	18.613	<b>16.620</b>	16.495	
9	13:10:13.953	51.683	18.624	16.640	16.419	10	13:11:08.514	51.591	18.517	16.663	16.411	
10	13:11:05.629	51.676	18.594	16.668	16.414	11	13:11:59.933	<b>51.419</b>	<b>18.063</b>	16.993	<b>16.363</b>	
11	13:11:57.357	51.728	18.534	16.737	16.457							
(266) Petr FULIN						(255) Moritz OBERHEIM	1	13:03:19.667	59.217	23.661	18.360	17.196
1	13:03:15.335	55.959	21.786	17.185	16.988	2	13:04:12.154	52.487	18.918	16.923	16.646	
2	13:04:08.540	53.205	19.646	17.009	16.550	3	13:05:04.562	52.408	19.182	16.737	16.489	
3	13:05:01.014	52.474	18.954	17.053	16.467	4	13:05:57.334	52.772	18.535	17.421	16.816	
4	13:05:53.004	51.990	18.592	<b>16.666</b>	16.732	5	13:06:50.024	52.690	18.806	16.943	16.941	
5	13:06:46.402	53.398	19.810	16.757	16.831	6	13:07:42.549	52.525	18.563	16.889	17.073	
6	13:07:38.706	52.304	19.087	16.766	16.451	7	13:08:34.390	51.841	18.799	16.609	16.433	
7	13:08:31.009	52.303	18.597	17.111	16.595	8	13:09:25.972	51.582	18.644	<b>16.530</b>	16.408	
8	13:09:22.719	51.710	18.611	16.677	16.422	9	13:10:17.353	<b>51.381</b>	18.510	16.539	<b>16.332</b>	
9	13:10:14.360	<b>51.641</b>	18.542	16.733	<b>16.366</b>	10	13:11:08.973	51.620	<b>18.454</b>	16.684	16.482	
10	13:11:06.110	51.750	<b>18.539</b>	16.789	16.422	11	13:12:00.879	51.906	18.775	16.699	16.432	
11	13:11:58.114	52.004	18.607	16.767	16.630							
(303) Giorgio MAGGI						(262) Alex ENGBLOM	1	13:03:16.422	56.811	22.737	17.427	16.647
1	13:03:17.099	57.785	23.125	17.939	16.721	2	13:04:10.026	53.604	19.785	17.206	16.613	
2	13:04:09.701	52.602	18.976	17.066	16.560	3	13:05:02.683	52.657	18.958	17.097	16.602	
3	13:05:02.818	53.117	19.602	17.002	16.513	4	13:05:55.270	52.587	18.818	16.777	16.992	
4	13:05:55.625	52.807	18.810	16.796	17.201	5	13:06:47.036	<b>51.766</b>	18.660	<b>16.629</b>	16.477	
5	13:06:47.911	52.286	19.131	16.712	16.443	6	13:07:39.240	52.204	19.042	16.721	<b>16.441</b>	
6	13:07:39.652	51.741	18.619	16.747	16.375	7	13:08:31.927	52.687	18.574	16.758	17.355	
7	13:08:31.635	51.983	18.628	16.767	16.588	8	13:09:24.478	52.551	19.228	16.782	16.541	
8	13:09:23.417	51.782	18.658	16.703	16.421	9	13:10:16.737	52.259	18.511	17.173	16.575	
9	13:10:14.999	<b>51.582</b>	18.574	<b>16.647</b>	<b>16.361</b>	10	13:11:08.763	52.026	<b>18.506</b>	17.013	16.507	
10	13:11:06.594	51.595	<b>18.483</b>	16.725	16.387	11	13:12:01.640	52.877	19.121	17.161	16.595	
11	13:11:58.262	51.668	18.490	16.699	16.479							
(271) Christopher FRIEDRICH						(302) Kevin MINIER	1	13:03:18.024	57.954	23.167	18.128	16.659
1	13:03:15.588	56.581	21.973	17.539	17.069	2	13:04:10.918	52.894	19.225	17.021	16.648	
2	13:04:08.689	53.101	19.040	17.484	16.577	3	13:05:03.406	52.488	18.775	17.090	16.623	
3	13:05:02.353	53.664	18.608	18.497	16.559	4	13:05:55.705	52.299	<b>18.128</b>	17.478	16.693	
4	13:05:55.993	53.640	18.644	16.991	16.805	5	13:06:47.769	<b>52.064</b>	18.857	16.706	16.501	
5	13:06:48.351	52.358	19.253	16.720	16.385	6	13:07:39.900	52.131	18.976	16.733	<b>16.422</b>	
6	13:07:40.041	51.690	18.659	16.694	16.337	7	13:08:32.277	52.377	19.184	16.671	16.522	
7	13:08:31.967	51.926	18.798	16.614	16.514	8	13:09:25.054	52.777	19.133	16.957	16.687	
8	13:09:23.962	51.995	19.017	16.633	16.345	9	13:10:17.227	52.173	19.048	<b>16.627</b>	16.498	
9	13:10:15.655	51.693	<b>18.457</b>	16.713	16.523	10	13:11:09.315	52.088	18.924	16.654	16.510	
10	13:11:07.206	<b>51.551</b>	18.575	16.655	<b>16.321</b>	11	13:12:01.810	52.495	18.771	17.124	16.600	
11	13:11:58.792	51.586	18.621	<b>16.593</b>	16.372							
(263) Henry EASTHOPE						(219) Andreas BACKMAN	1	13:03:14.748	56.138	21.085	17.646	17.407
1	13:03:19.047	58.886	23.785	18.217	16.884	2	13:04:08.052	53.304	19.176	17.391	16.737	
2	13:04:11.257	52.210	18.854	16.908	16.448	3	13:05:01.977	53.925	19.431	17.908	16.586	
3	13:05:05.883	54.626	21.063	16.897	16.666	4	13:05:54.391	52.414	18.860	16.946	16.608	
4	13:05:57.953	52.070	18.648	16.981	16.441							
5	13:06:49.831	51.878	18.738	16.726	16.414							
6	13:07:41.449	51.618	18.551	16.732	16.335							
7	13:08:33.067	51.618	18.748	<b>16.544</b>	16.326							
8	13:09:24.875	51.808	18.502	16.727	16.579							
9	13:10:16.389	51.514	<b>18.448</b>	16.643	16.423							





# Rotax Euro Challenge 2012 Wackersdorf

Rotax Seniors

Wackersdorf 1,275 Km

RACE 8 Qualifying Heat 5 D-E

12.05.2012 13:00

Race (11 Laps) started at 13:02:18

Lap	Time of Day	Lap Tm	S1 Tm	S2 Tm	S3 Tm
5	13:06:46.509	52.118	18.616	16.745	16.757
6	13:07:42.498	55.989	21.230	17.839	16.920
7	13:08:35.300	52.802	19.356	16.957	16.489
8	13:09:27.000	51.700	18.549	16.751	16.400
9	13:10:18.554	<b>51.554</b>	18.536	<b>16.654</b>	<b>16.364</b>
10	13:11:10.143	51.589	18.462	16.729	16.398
11	13:12:01.964	51.821	<b>18.453</b>	16.856	16.512

**(304) Oliver NORRIS**

1	13:03:19.783	1:00.923	24.769	18.967	17.187
2	13:04:12.472	52.689	19.007	17.024	16.658
3	13:05:06.222	53.750	19.397	17.115	17.238
4	13:05:59.572	53.350	19.190	17.415	16.745
5	13:06:51.351	<b>51.779</b>	18.756	<b>16.550</b>	16.473
6	13:07:43.222	51.871	<b>18.735</b>	16.594	16.542
7	13:08:35.804	52.582	19.079	16.905	16.598
8	13:09:27.898	52.094	18.859	16.725	16.510
9	13:10:19.834	51.936	18.847	16.645	16.444
10	13:11:11.626	51.792	18.770	16.628	<b>16.394</b>
11	13:12:03.654	52.028	18.851	16.619	16.558

**(267) Max RENBERG**

1	13:03:17.396	57.574	22.957	17.864	16.753
2	13:04:10.197	52.801	19.060	17.089	16.652
3	13:05:04.112	53.915	19.265	17.381	17.269
4	13:05:57.557	53.445	18.776	17.796	16.873
5	13:06:50.291	52.734	19.265	16.942	16.527
6	13:07:42.677	52.386	18.767	16.998	16.621
7	13:08:35.666	52.989	18.896	17.439	16.654
8	13:09:28.577	52.911	18.827	16.840	17.244
9	13:10:20.829	52.252	18.862	16.921	<b>16.469</b>
10	13:11:12.766	<b>51.937</b>	<b>18.745</b>	<b>16.684</b>	16.508
11	13:12:05.151	52.385	18.918	16.856	16.611

**(279) Juuso KAUKELIN**

1	13:03:19.315	59.157	23.229	18.623	17.305
2	13:04:12.364	53.049	19.023	17.362	16.664
3	13:05:05.602	53.238	19.325	17.110	16.803
4	13:05:58.452	52.850	18.819	17.220	16.811
5	13:06:50.740	52.288	18.845	16.886	16.557
6	13:07:43.149	52.409	18.850	16.941	16.618
7	13:08:36.101	52.952	19.010	17.203	16.739
8	13:09:28.499	52.398	18.772	<b>16.790</b>	16.836
9	13:10:20.741	52.242	18.764	16.880	16.598
10	13:11:13.223	52.482	19.071	16.924	<b>16.487</b>
11	13:12:05.362	<b>52.139</b>	<b>18.762</b>	16.869	16.508

**(283) Marco FORRER**

1	13:03:17.846	57.429	22.158	18.308	16.963
2	13:04:11.103	53.257	19.632	17.061	16.564
3	13:05:06.037	54.934	20.454	17.127	17.353
4	13:05:59.932	53.895	19.363	17.547	16.985
5	13:06:52.461	52.529	18.910	16.945	16.674
6	13:07:44.984	52.523	18.851	16.935	16.737
7	13:08:37.454	52.470	18.896	16.883	16.691
8	13:09:29.867	52.413	18.969	16.932	<b>16.512</b>
9	13:10:21.999	<b>52.132</b>	<b>18.837</b>	<b>16.765</b>	16.530
10	13:11:14.713	52.714	19.177	16.932	16.605
11	13:12:06.945	52.232	18.888	16.775	16.569

**(288) Cecile MARTINI**

1	13:03:28.597	<b>1:07.863</b>	<b>23.830</b>	<b>20.819</b>	<b>23.214</b>
---	--------------	-----------------	---------------	---------------	---------------



# Rotax Euro Challenge 2012 Wackersdorf

Rotax Seniors

Wackersdorf 1,275 Km

RACE 9 Qualifying Heat 6 A-C

12.05.2012 13:20


Race (11 Laps) started at 13:22:19

Pos	No.	Name	Nat.	Chassis	Race Team	Laps	Total Tm	Diff	Best Tm	In Lap	km/h	Points
1	254	Harrison SCOTT	GBR	Tonykart	Strawberry Racing	11	9:30.149		51.370	9	89,352	0
2	208	Charlie EASTWOOD	IRL	Formula K	Protrain Racing	11	9:31.763	1.614	51.376	8	89,341	2
3	299	Philip MORIN	SWE	Alonso	Dan Holland Racing	11	9:32.915	2.766	51.206	9	89,638	3
4	221	Jesse LAZARE	CAN	Formula K	Chapman Racing/Protrain	11	9:33.361	3.212	51.458	11	89,199	4
5	224	Aavo TALVAR	EST	Intrepid	Talvar Racing	11	9:35.293	5.144	51.515	9	89,100	5
6	232	James SINGLETON	GBR	CRG	Coles Racing	11	9:35.539	5.390	51.291	9	89,489	6
7	260	Bas de LAAT	NED	Gillard	PDB Racing Team	11	9:36.203	6.054	51.602	8	88,950	7
8	268	Francisco MORA	POR	FA	Cabo do Mundo Kartteam	11	9:36.569	6.420	51.151	9	89,734	8
9	300	Joel AFFOLTER	NED	Gillard	PDB Racing Team	11	9:37.602	7.453	51.254	10	89,554	9
10	270	Santeri VARIS	FIN	Tonykart	JTL Racing	11	9:38.030	7.881	51.590	9	88,971	10
11	261	Stephane KOX	NED	Formula K	Formula K Europe	11	9:38.592	8.443	51.644	10	88,878	11
12	259	Nicolas PICOT	FRA	Sodikart	Kart Pro Racing	11	9:39.397	9.248	51.596	9	88,960	12
13	246	Sabedin Berat TURKER	TUR	Formula K	Protrain Racing	11	9:39.944	9.795	51.715	10	88,756	13
14	272	Jules COUSIN	FRA	FA Kart	DSS Kart	11	9:40.051	9.902	51.470	9	89,178	14
15	216	Bryan EERDEN	NED	Gillard	PDB Racing Team	11	9:40.291	10.142	51.425	10	89,256	15
16	252	Juuso PYKALAINEN	FIN	Tonykart	MPT Racing	11	9:40.606	10.457	51.401	10	89,298	16
17	237	Sten Dorian PIIRIMAGI	EST	Tonykart	Aix Racing Team	11	9:40.805	10.656	51.536	10	89,064	17
18	286	Lukasz BARTOSZUK	POL	Praga	Uniq Racing	11	9:42.683	12.534	51.843	9	88,537	18
19	248	Artem KOROLEV	CAN	Intrepid	Team TKP	11	9:42.948	12.799	51.839	9	88,543	19
20	220	Mathias SMITH	DEN	Kosmic	Star Karting	11	9:43.807	13.658	52.066	9	88,157	20
21	241	Pierre AUVRAY	FRA	FA Kart	DSS Kart	11	9:45.163	15.014	51.742	10	88,709	21
22	306	Kevin KEMMLING	GER	Formula K	Kartschmie.de	11	9:45.369	15.220	51.639	10	88,886	22
23	244	Eva BENES	FRA	Kosmic	PKS	11	9:45.651	15.502	51.689	9	88,800	23
24	233	Manon CHAVAGNE	NED	Topkart	Slangen Karting	11	9:46.192	16.043	51.738	11	88,716	24
25	243	Glenn VAN PARIJS	BEL	Zanardi	Raw Racing Team	11	9:46.772	16.623	51.900	10	88,439	25
26	275	Benjamin KARLOG	DEN	Tonykart	RS Competition	11	9:47.652	17.503	51.942	10	88,368	26
27	205	Sean BABINGTON	GBR	Alonso	Dan Holland Racing	7	6:06.602	4 Laps	51.250	7	89,561	27
28	269	John FRIBERG	SWE	Tonykart	Soda Kart	4	3:54.655	7 Laps	52.225	2	87,889	28
29	240	Petr BEZEL	CZE	MS Kart	MS Kart Racing Team	3	3:41.458	8 Laps	52.366	3	87,652	29

## Announcements

These results are provisional until the conclusion of any judicial and technical matters  
 Started: 29      Classified: 29      Not classified: 0

Margin of Victory	Ø km/h	Best Lap Tm	km/h	Best Lap by
1.614	88,556	51.151	89,734	268 - Francisco MORA

Timekeeping Ingrid and Meik Wagner:  Clerk of the course Nigel Edwards: [www.mylaps.com](http://www.mylaps.com)  
 Steward (Chairman) Horst Seidel: Chief Scrutineer Paul Klaassen: Licensed to: Motorsport Events  
 Printed: 12.05.2012 13:33:04      posted at:      h



# Rotax Euro Challenge 2012 Wackersdorf

Rotax Seniors

Wackersdorf 1,275 Km

RACE 9 Qualifying Heat 6 A-C

12.05.2012 13:20

Race (11 Laps) started at 13:22:19

Lap	Time of Day	Lap Tm	S1 Tm	S2 Tm	S3 Tm	Lap	Time of Day	Lap Tm	S1 Tm	S2 Tm	S3 Tm
<b>(254) Harrison SCOTT</b>						7	13:28:29.038	51.815	18.815	16.565	16.435
1	13:23:13.293	53.568	20.010	16.990	16.568	8	13:29:20.504	51.466	18.574	16.538	16.354
2	13:24:05.549	52.256	18.781	16.922	16.553	9	13:30:11.795	<b>51.291</b>	<b>18.464</b>	16.513	<b>16.314</b>
3	13:24:57.488	51.939	18.744	16.713	16.482	10	13:31:03.566	51.771	18.636	16.596	16.539
4	13:25:49.331	51.843	18.658	16.737	16.448	11	13:31:55.187	51.621	18.799	<b>16.483</b>	16.339
5	13:26:40.982	51.651	18.539	16.669	16.443	<b>(260) Bas de LAAT</b>					
6	13:27:32.652	51.670	18.629	16.634	16.407	1	13:23:14.749	54.827	20.717	17.042	17.068
7	13:28:24.184	51.532	18.558	16.638	16.336	2	13:24:07.080	52.331	18.720	16.812	16.799
8	13:29:15.642	51.458	18.508	16.606	16.344	3	13:25:00.151	53.071	19.424	16.872	16.775
9	13:30:07.012	<b>51.370</b>	<b>18.491</b>	<b>16.557</b>	16.322	4	13:25:52.154	52.003	18.645	16.693	16.665
10	13:30:58.413	51.401	18.518	16.615	<b>16.268</b>	5	13:26:44.375	52.221	18.894	16.834	16.493
11	13:31:49.797	51.384	18.503	16.608	16.273	6	13:27:36.318	51.943	18.704	16.759	16.480
<b>(208) Charlie EASTWOOD</b>						7	13:28:27.972	51.654	<b>18.549</b>	16.703	16.402
1	13:23:13.117	53.469	19.612	17.175	16.682	8	13:29:19.574	<b>51.602</b>	18.569	<b>16.606</b>	16.427
2	13:24:06.544	53.427	19.126	17.540	16.761	9	13:30:11.451	51.877	18.876	16.611	16.390
3	13:24:58.495	51.951	18.661	16.773	16.517	10	13:31:03.763	52.312	18.830	16.620	16.862
4	13:25:50.360	51.865	18.663	16.624	16.578	11	13:31:55.851	52.088	19.083	16.650	<b>16.355</b>
5	13:26:42.120	51.760	18.601	16.679	16.480	<b>(268) Francisco MORA</b>					
6	13:27:33.783	51.663	18.691	16.596	16.376	1	13:23:17.945	57.348	22.665	17.582	17.101
7	13:28:25.266	51.483	18.558	16.569	<b>16.356</b>	2	13:24:10.352	52.407	18.774	16.793	16.840
8	13:29:16.642	<b>51.376</b>	<b>18.525</b>	16.532	<b>16.319</b>	3	13:25:02.231	51.879	18.635	16.735	16.509
9	13:30:08.123	51.481	18.586	16.529	16.366	4	13:25:54.243	52.012	18.578	16.775	16.659
10	13:30:59.726	51.603	18.644	<b>16.515</b>	16.444	5	13:26:45.821	51.578	18.613	16.537	16.428
11	13:31:51.411	51.685	18.712	16.582	16.391	6	13:27:37.821	52.000	18.461	16.949	16.590
<b>(299) Philip MORIN</b>						7	13:28:30.292	52.471	19.015	16.617	16.839
1	13:23:13.931	54.038	20.343	17.069	16.626	8	13:29:22.386	52.094	18.825	16.877	16.392
2	13:24:06.877	52.946	18.650	17.285	17.011	9	13:30:13.537	<b>51.151</b>	<b>18.333</b>	16.499	<b>16.319</b>
3	13:25:00.471	53.594	19.762	16.860	16.972	10	13:31:04.946	51.409	18.501	16.516	16.392
4	13:25:52.087	51.616	18.549	16.633	16.434	11	13:31:56.217	51.271	18.443	<b>16.470</b>	16.358
5	13:26:43.907	51.820	18.733	16.638	16.449	<b>(300) Joel AFFOLTER</b>					
6	13:27:35.384	51.477	18.475	16.582	16.420	1	13:23:19.707	58.778	23.629	18.056	17.093
7	13:28:26.654	51.270	18.466	16.520	16.284	2	13:24:12.235	52.528	19.171	16.796	16.561
8	13:29:18.039	51.385	<b>18.389</b>	16.576	16.420	3	13:25:04.223	51.988	18.945	16.622	16.421
9	13:30:09.245	<b>51.206</b>	18.417	<b>16.508</b>	<b>16.281</b>	4	13:25:56.021	51.798	18.841	16.556	16.401
10	13:31:01.199	51.954	18.834	16.739	16.381	5	13:26:47.536	51.515	18.616	16.522	16.377
11	13:31:52.563	51.364	18.514	16.547	16.303	6	13:27:39.116	51.580	18.514	16.721	16.345
<b>(221) Jesse LAZARE</b>						7	13:28:31.093	51.977	18.530	16.803	16.644
1	13:23:13.517	53.704	20.110	17.056	16.538	8	13:29:22.729	51.636	18.555	16.543	16.538
2	13:24:06.287	52.770	18.893	17.237	16.640	9	13:30:14.085	51.356	18.498	16.529	16.329
3	13:24:58.337	52.050	18.712	16.817	16.521	10	13:31:05.339	<b>51.254</b>	<b>18.427</b>	<b>16.517</b>	16.310
4	13:25:50.509	52.172	18.983	16.737	16.452	11	13:31:57.250	51.911	19.030	16.591	<b>16.290</b>
5	13:26:42.486	51.977	18.633	16.843	16.501	<b>(270) Santeri VARIS</b>					
6	13:27:34.175	51.689	18.534	16.707	16.448	1	13:23:16.181	55.650	21.368	17.525	16.757
7	13:28:25.853	51.678	18.479	16.747	16.452	2	13:24:08.692	52.511	18.979	16.931	16.601
8	13:29:17.438	51.585	18.518	<b>16.629</b>	16.438	3	13:25:01.411	52.719	19.279	16.802	16.638
9	13:30:09.042	51.604	18.534	16.659	16.411	4	13:25:53.457	52.046	18.675	16.762	16.609
10	13:31:01.551	52.509	18.946	17.195	<b>16.368</b>	5	13:26:45.491	52.034	18.572	16.669	16.793
11	13:31:53.009	<b>51.458</b>	<b>18.421</b>	16.647	16.390	6	13:27:37.912	52.421	19.055	16.876	16.490
<b>(224) Aavo TALVAR</b>						7	13:28:30.128	52.216	18.761	16.675	16.780
1	13:23:15.877	55.428	21.374	17.362	16.692	8	13:29:21.729	51.601	<b>18.537</b>	16.717	16.347
2	13:24:08.365	52.488	18.928	16.851	16.709	9	13:30:13.319	<b>51.590</b>	18.589	16.663	<b>16.338</b>
3	13:25:00.758	52.393	19.128	16.749	16.516	10	13:31:05.452	52.133	18.909	<b>16.640</b>	16.584
4	13:25:52.696	51.938	18.724	16.725	16.489	11	13:31:57.678	52.226	19.113	16.724	16.389
5	13:26:44.955	52.259	18.974	16.696	16.589	<b>(261) Stephane KOX</b>					
6	13:27:36.620	51.665	18.677	16.608	16.380	1	13:23:16.636	56.265	21.956	17.556	16.753
7	13:28:28.170	51.550	18.609	16.552	16.389	2	13:24:09.071	52.435	18.846	16.970	16.619
8	13:29:19.689	51.519	<b>18.520</b>	16.613	16.386	3	13:25:01.903	52.832	19.158	17.077	16.597
9	13:30:11.204	<b>51.515</b>	18.602	16.547	<b>16.366</b>	4	13:25:54.100	52.197	18.702	16.872	16.623
10	13:31:03.169	51.965	18.920	16.624	16.421	5	13:26:46.420	52.320	19.012	16.808	16.500
11	13:31:54.941	51.772	18.851	<b>16.534</b>	16.387	6	13:27:38.271	51.851	18.656	16.717	16.478
<b>(232) James SINGLETON</b>						7	13:28:30.396	52.125	18.943	16.712	16.470
1	13:23:15.778	55.440	21.030	17.629	16.781	8	13:29:22.568	52.172	18.677	16.786	16.709
2	13:24:08.440	52.662	19.146	16.887	16.629	9	13:30:14.690	52.122	18.910	16.828	<b>16.384</b>
3	13:25:01.523	53.083	19.674	16.864	16.545	10	13:31:06.334	<b>51.644</b>	<b>18.602</b>	<b>16.640</b>	16.402
4	13:25:53.594	52.071	18.688	16.754	16.629	11	13:31:58.240	51.906	18.805	16.710	16.391
5	13:26:45.388	51.794	18.582	16.659	16.553	<b>(259) Nicolas PICOT</b>					
6	13:27:37.223	51.835	18.615	16.625	16.595	1	13:23:16.499	55.835	21.264	17.534	17.037

Timekeeping Ingrid and Meik Wagner:



Clerk of the course Nigel Edwards:

www.mylaps.com

Steward (Chairman) Horst Seidel:

Chief Scrutineer Paul Klaassen:

Licensed to: Motorsport Events



# Rotax Euro Challenge 2012 Wackersdorf

Rotax Seniors Wackersdorf 1,275 Km

RACE 9 Qualifying Heat 6 A-C 12.05.2012 13:20

Race (11 Laps) started at 13:22:19

Lap	Time of Day	Lap Tm	S1 Tm	S2 Tm	S3 Tm
2	13:24:09.693	53.194	19.123	17.032	17.039
3	13:25:02.123	52.430	18.945	16.895	16.590
4	13:25:54.378	52.255	18.886	16.810	16.559
5	13:26:46.769	52.391	18.944	17.007	16.440
6	13:27:38.764	51.995	18.676	16.836	16.483
7	13:28:31.323	52.559	18.755	17.049	16.755
8	13:29:23.334	52.011	18.764	16.853	16.394
9	13:30:14.930	<b>51.596</b>	<b>18.586</b>	<b>16.683</b>	<b>16.327</b>
10	13:31:06.748	51.818	18.749	16.770	<b>16.299</b>
11	13:31:59.045	52.297	19.084	16.837	16.376

Lap	Time of Day	Lap Tm	S1 Tm	S2 Tm	S3 Tm
10	13:31:08.742	<b>51.536</b>	18.621	<b>16.568</b>	<b>16.347</b>
11	13:32:00.453	51.711	<b>18.495</b>	16.771	16.445
<b>(286) Lukasz BARTOSZUK</b>					
1	13:23:18.124	56.927	22.297	17.554	17.076
2	13:24:10.989	52.865	19.032	17.183	16.650
3	13:25:03.474	52.485	18.886	16.893	16.706
4	13:25:55.724	52.250	18.906	16.754	16.590
5	13:26:48.586	52.862	19.293	16.895	16.674
6	13:27:40.915	52.329	18.774	16.862	16.693
7	13:28:34.107	53.192	18.857	17.022	17.313
8	13:29:25.955	51.848	<b>18.622</b>	16.718	16.508
9	13:30:17.798	<b>51.843</b>	18.639	<b>16.716</b>	16.488
10	13:31:09.803	52.005	18.774	16.748	<b>16.483</b>
11	13:32:02.331	52.528	18.988	16.869	16.671

Lap	Time of Day	Lap Tm	S1 Tm	S2 Tm	S3 Tm
<b>(246) Sabedin Berat TURKER</b>					
1	13:23:17.210	56.679	22.294	17.605	16.780
2	13:24:10.549	53.339	18.871	17.270	17.198
3	13:25:02.887	52.338	18.760	16.972	16.606
4	13:25:55.035	52.148	18.685	16.867	16.596
5	13:26:47.115	52.080	18.708	16.830	16.542
6	13:27:39.461	52.346	18.664	17.021	16.661
7	13:28:31.551	52.090	18.547	<b>16.714</b>	16.829
8	13:29:23.606	52.055	18.682	16.944	16.429
9	13:30:15.387	51.781	<b>18.511</b>	16.839	16.431
10	13:31:07.102	<b>51.715</b>	18.579	16.783	<b>16.353</b>
11	13:31:59.592	52.490	19.044	16.833	16.613

Lap	Time of Day	Lap Tm	S1 Tm	S2 Tm	S3 Tm
<b>(248) Artem KOROLEV</b>					
1	13:23:19.521	57.882	23.178	17.625	17.079
2	13:24:13.267	53.746	19.981	16.976	16.789
3	13:25:05.577	52.310	19.037	16.729	16.544
4	13:25:57.746	52.169	18.826	16.716	16.627
5	13:26:50.192	52.446	19.096	16.741	16.609
6	13:27:42.334	52.142	18.916	<b>16.653</b>	16.573
7	13:28:34.392	52.058	18.735	16.778	16.545
8	13:29:26.459	52.067	18.727	16.723	16.617
9	13:30:18.298	<b>51.839</b>	<b>18.681</b>	16.695	<b>16.463</b>
10	13:31:10.327	52.029	18.853	16.702	16.474
11	13:32:02.596	52.269	18.860	16.876	16.533

Lap	Time of Day	Lap Tm	S1 Tm	S2 Tm	S3 Tm
<b>(272) Jules COUSIN</b>					
1	13:23:16.940	56.148	21.825	17.388	16.935
2	13:24:09.879	52.939	18.808	17.056	17.075
3	13:25:02.507	52.628	19.280	16.823	16.525
4	13:25:54.510	52.003	18.694	16.814	16.495
5	13:26:46.676	52.166	18.867	16.765	16.534
6	13:27:38.469	51.793	18.615	16.696	16.482
7	13:28:30.814	52.345	18.857	16.853	16.635
8	13:29:24.083	53.269	19.165	17.642	16.462
9	13:30:15.553	<b>51.470</b>	<b>18.530</b>	<b>16.588</b>	<b>16.352</b>
10	13:31:07.291	51.738	18.583	16.827	<b>16.328</b>
11	13:31:59.699	52.408	19.121	16.697	16.590

Lap	Time of Day	Lap Tm	S1 Tm	S2 Tm	S3 Tm
<b>(220) Mathias SMITH</b>					
1	13:23:17.701	56.911	22.196	17.705	17.010
2	13:24:10.846	53.145	19.259	17.099	16.787
3	13:25:04.078	53.232	19.136	17.074	17.022
4	13:25:57.180	53.102	19.217	16.942	16.943
5	13:26:49.734	52.554	19.058	16.830	16.666
6	13:27:42.072	52.338	18.920	16.783	16.635
7	13:28:34.659	52.587	18.831	17.034	16.722
8	13:29:26.848	52.189	18.820	16.837	<b>16.532</b>
9	13:30:18.914	<b>52.066</b>	<b>18.769</b>	<b>16.727</b>	16.570
10	13:31:11.049	52.135	18.828	16.749	16.558
11	13:32:03.455	52.406	18.935	16.906	16.565

Lap	Time of Day	Lap Tm	S1 Tm	S2 Tm	S3 Tm
<b>(216) Bryan EERDEN</b>					
1	13:23:14.682	54.576	20.768	17.077	16.731
2	13:24:06.983	52.301	18.550	16.854	16.897
3	13:25:00.350	53.367	19.225	16.826	17.316
4	13:25:52.799	52.449	18.897	16.784	16.768
5	13:26:45.012	52.213	18.739	16.665	16.809
6	13:27:37.292	52.280	18.794	16.681	16.805
7	13:28:29.267	51.975	18.875	16.650	16.450
8	13:29:20.716	51.449	18.515	16.565	16.369
9	13:30:12.220	51.504	<b>18.482</b>	16.664	<b>16.358</b>
10	13:31:03.645	<b>51.425</b>	18.496	<b>16.509</b>	16.420
11	13:31:59.939	56.294	22.991	16.797	16.506

Lap	Time of Day	Lap Tm	S1 Tm	S2 Tm	S3 Tm
<b>(241) Pierre AUVRAY</b>					
1	13:23:21.000	59.918	24.316	18.194	17.408
2	13:24:14.323	53.323	19.330	17.142	16.851
3	13:25:07.520	53.197	18.889	17.328	16.980
4	13:26:00.625	53.105	19.412	17.076	16.617
5	13:26:52.724	52.099	18.688	16.819	16.592
6	13:27:45.062	52.338	19.104	16.720	16.514
7	13:28:37.176	52.114	18.934	16.761	16.419
8	13:29:29.361	52.185	18.904	16.768	16.513
9	13:30:21.175	51.814	18.638	16.716	16.460
10	13:31:12.917	<b>51.742</b>	18.698	<b>16.657</b>	<b>16.387</b>
11	13:32:04.811	51.894	<b>18.569</b>	16.720	16.605

Lap	Time of Day	Lap Tm	S1 Tm	S2 Tm	S3 Tm
<b>(252) Juuso PYKALAINEN</b>					
1	13:23:19.806	59.114	24.357	17.722	17.035
2	13:24:13.074	53.268	19.410	17.027	16.831
3	13:25:05.252	52.178	18.849	16.822	16.507
4	13:25:57.375	52.123	18.484	16.725	16.914
5	13:26:49.199	51.824	18.660	16.737	16.427
6	13:27:41.006	51.807	18.689	16.666	16.452
7	13:28:33.696	52.690	19.145	16.972	16.573
8	13:29:25.449	51.753	18.651	16.685	16.417
9	13:30:16.987	51.538	<b>18.444</b>	16.690	<b>16.308</b>
10	13:31:08.388	<b>51.401</b>	18.454	<b>16.609</b>	<b>16.434</b>
11	13:32:00.254	51.866	18.513	16.754	16.599

Lap	Time of Day	Lap Tm	S1 Tm	S2 Tm	S3 Tm
<b>(306) Kevin KEMMLING</b>					
1	13:23:19.981	58.784	23.984	17.718	17.082
2	13:24:13.749	53.768	19.217	17.486	17.065
3	13:25:06.988	53.239	19.157	17.098	16.984
4	13:25:59.958	52.970	19.297	16.859	16.814
5	13:26:52.449	52.491	18.580	17.072	16.839
6	13:27:44.968	52.519	18.880	16.963	16.676
7	13:28:36.905	51.937	18.726	<b>16.738</b>	16.473
8	13:29:29.597	52.692	19.412	16.758	16.522
9	13:30:21.494	51.897	18.395	17.062	16.440
10	13:31:13.133	<b>51.639</b>	<b>18.322</b>	16.961	<b>16.356</b>
11	13:32:05.017	51.884	18.663	16.800	16.421

Lap	Time of Day	Lap Tm	S1 Tm	S2 Tm	S3 Tm
<b>(237) Sten Dorian PIIRIMAGI</b>					
1	13:23:18.199	57.323	23.005	17.334	16.984
2	13:24:11.172	52.973	19.241	17.046	16.686
3	13:25:03.949	52.777	19.052	16.947	16.778
4	13:25:56.156	52.207	18.762	16.693	16.752
5	13:26:48.645	52.489	18.999	16.844	16.646
6	13:27:41.214	52.569	18.911	16.801	16.857
7	13:28:33.435	52.221	18.720	16.985	16.516
8	13:29:25.216	51.781	18.632	16.732	16.417
9	13:30:17.206	51.990	18.934	16.661	16.395

Lap	Time of Day	Lap Tm	S1 Tm	S2 Tm	S3 Tm
<b>(244) Eva BENES</b>					
1	13:23:20.087	58.565	23.793	17.825	16.947
2	13:24:13.728	53.641	19.839	16.984	16.818
3	13:25:07.107	53.379	19.362	17.135	16.882
4	13:26:00.357	53.250	19.807	16.797	16.646

Timekeeping Ingrid and Meik Wagner:

Clerk of the course Nigel Edwards:

[www.mylaps.com](http://www.mylaps.com)

Steward (Chairman) Horst Seidel:

Chief Scrutineer Paul Klaassen:

Licensed to: Motorsport Events



# Rotax Euro Challenge 2012 Wackersdorf

Rotax Seniors

Wackersdorf 1,275 Km

RACE 9 Qualifying Heat 6 A-C

12.05.2012 13:20

Race (11 Laps) started at 13:22:19

Lap	Time of Day	Lap Tm	S1 Tm	S2 Tm	S3 Tm
5	13:26:53.044	52.687	18.790	17.248	16.649
6	13:27:45.321	52.277	18.927	16.809	16.541
7	13:28:37.404	52.083	18.876	16.678	16.529
8	13:29:30.010	52.606	19.328	16.807	16.471
9	13:30:21.699	<b>51.689</b>	<b>18.583</b>	16.665	16.441
10	13:31:13.517	51.818	18.791	<b>16.596</b>	16.431
11	13:32:05.299	51.782	18.643	16.744	<b>16.395</b>

(233) Manon CHAVAGNE

1	13:23:18.908	57.857	23.406	17.516	16.935
2	13:24:12.874	53.966	20.152	17.066	16.748
3	13:25:06.857	53.983	20.022	17.222	16.739
4	13:26:01.614	54.757	20.351	17.816	16.590
5	13:26:54.033	52.419	18.761	16.980	16.678
6	13:27:46.102	52.069	18.768	16.759	16.542
7	13:28:38.021	51.919	18.672	16.783	16.464
8	13:29:30.237	52.216	18.967	<b>16.740</b>	16.509
9	13:30:22.237	52.000	18.660	16.813	16.527
10	13:31:14.102	51.865	18.701	16.747	<b>16.417</b>
11	13:32:05.840	<b>51.738</b>	<b>18.564</b>	16.743	16.431

(243) Glenn VAN PARIJS

1	13:23:18.978	57.437	23.071	17.590	16.776
2	13:24:12.010	53.032	19.452	16.954	16.626
3	13:25:04.776	52.766	19.377	16.842	16.547
4	13:25:57.613	52.837	19.331	<b>16.725</b>	16.781
5	13:26:52.565	54.952	21.007	17.106	16.839
6	13:27:45.472	52.907	19.555	16.836	16.516
7	13:28:37.681	52.209	18.903	16.807	16.499
8	13:29:30.483	52.802	19.410	16.868	16.524
9	13:30:22.484	52.001	18.854	16.730	<b>16.417</b>
10	13:31:14.384	<b>51.900</b>	<b>18.675</b>	16.757	16.468
11	13:32:06.420	52.036	18.880	16.728	16.428

(275) Benjamin KARLOG

1	13:23:20.547	58.512	23.475	17.939	17.098
2	13:24:14.602	54.055	19.645	17.118	17.292
3	13:25:07.741	53.139	19.304	17.032	16.803
4	13:26:00.824	53.083	19.414	17.095	16.574
5	13:26:54.700	53.876	19.425	17.768	16.683
6	13:27:46.882	52.182	18.743	16.833	16.606
7	13:28:39.062	52.180	18.687	16.865	16.628
8	13:29:31.179	52.117	18.765	16.839	16.513
9	13:30:23.377	52.198	18.708	16.945	16.545
10	13:31:15.319	<b>51.942</b>	<b>18.644</b>	16.828	<b>16.470</b>
11	13:32:07.300	51.981	18.647	<b>16.810</b>	16.524

(205) Sean BABINGTON

1	13:23:15.230	55.510	20.758	17.042	17.710
2	13:24:07.202	51.972	18.710	16.729	16.533
3	13:24:59.979	52.777	19.194	16.813	16.770
4	13:25:51.771	51.792	18.699	16.598	16.495
5	13:26:43.425	51.654	18.571	16.652	16.431
6	13:27:35.000	51.575	18.526	16.622	16.427
7	13:28:26.250	<b>51.250</b>	<b>18.406</b>	<b>16.542</b>	<b>16.302</b>

(269) John FRIBERG

1	13:23:22.652	1:02.401	23.679	21.691	17.031
2	13:24:14.877	<b>52.225</b>	18.815	<b>16.844</b>	<b>16.566</b>
3	13:25:07.425	52.548	<b>18.793</b>	16.988	16.767
4	13:26:14.303	1:06.878	19.548	22.642	20.228

(240) Petr BEZEL

1	13:23:33.787	1:13.567	20.958	22.046	30.563
2	13:25:08.740	1:34.953	1:01.497	<b>16.959</b>	<b>16.497</b>
3	13:26:01.106	<b>52.366</b>	<b>18.826</b>	17.021	16.519



# Rotax Euro Challenge 2012 Wackersdorf

Rotax Seniors Wackersdorf 1,275 Km

RACE 12 Qualifying Heat 7 B-E **-NEW-** 12.05.2012 14:20

Race (11 Laps) started at 14:22:15

Pos	No.	Name	Nat.	Chassis	Race Team	Laps	Total Tm	Diff	Best Tm	In Lap	km/h	Points
1	222	Pierce LEHANE	AUS	Alonso	Dan Holland Racing	11	9:25.340		51.053	7	89,907	0
2	236	Andy KING	GBR	Tonykart	Strawberry Racing	11	9:28.255	2.915	51.235	8	89,587	2
3	234	Ash HAND	GBR	Tonykart	Strawberry Racing	11	9:28.491	3.151	51.069	9	89,878	3
4	250	Ludvig MORIN	SWE	Kosmic	Paul Carr Racing	11	9:29.835	4.495	51.080	8	89,859	4
5	213	Thomas BENISRI	FRA	Sodikart	Win Max	11	9:30.175	4.835	51.056	9	89,901	5
6	212	Jiri FORMAN	GBR	MS Kart	MS Kart Racing Team	11	9:30.292	4.952	51.169	7	89,703	6
7	214	Michael COOL	BEL	Tonykart	Bouvin Power	11	9:31.029	5.689	51.294	9	89,484	7
8	301	Jonathan JOHANSSON	SWE	Gillard	PDB Racing Team	11	9:31.270	5.930	51.321	9	89,437	8
9	296	Josh HART	NZL	Birel	Kalman Motorsport	11	9:32.973	7.633	51.400	9	89,300	9
10	293	Sandor JAKAB	SVK	Birel	Kalman Motorsport	11	9:33.086	7.746	51.178	6	89,687	10
11	207	Ferenc KANCSAR	AUT	Birel	Kalman Motorsport	11	9:33.261	7.921	51.035	8	89,938	11
12	223	Jacob NIELSEN	DEN	Kosmic	Star Karting	11	9:35.174	9.834	51.283	10	89,503	12
13	217	Glen VAN DROOGENBROEC	BEL	Tonykart	Bouvin Power	11	9:35.376	10.036	51.220	8	89,613	13
14	258	Mikkel JOHNSEN	DEN	Intrepid	DMT Racing	11	9:38.593	13.253	51.108	8	89,810	14
15	227	Matija JURKOVIC	SLO	Formula K	MLM Racing KK	11	9:38.662	13.322	51.483	9	89,156	15
16	257	Ebba GRANDIN	SWE	Kosmic	Soda Kart	11	9:40.507	15.167	51.423	5	89,260	16
17	255	Moritz OBERHEIM	GER	LH Kart	Matis Motorsport	11	9:41.152	15.812	51.536	5	89,064	17
18	266	Petr FULIN	CZE	MS Kart	MS Kart Racing Team	11	9:42.229	16.889	51.321	10	89,437	18
19	271	Christopher FRIEDRICH	GER	Praga	M-Tec/Praga Racing	11	9:42.251	16.911	51.300	9	89,474	19
20	288	Cecile MARTINI	FRA	Sodikart	Martini Racing	11	9:42.365	17.025	51.617	4	88,924	20
21	284	Oliver MYERS	GBR	Tonykart	Coles Racing	11	9:43.754	18.414	51.769	9	88,663	21
22	226	Erik STILLMANN	SWE	Sodikart	Wallberg Motorsport	11	9:44.326	18.986	51.443	5	89,225	22
23	245	Hubert PETIT	FRA	Sodikart	Sodikart Junior Team	11	9:46.066	20.726	51.267	9	89,531	23
24	230	Charlie TURNER	GBR	CRG	Coles Racing	11	9:47.692	22.352	51.561	9	89,021	24
25	225	Jeremie LESOUDIER	FRA	Kosmic	PKS	11	9:50.469	25.129	51.191	9	89,664	25
26	267	Max RENBERG	SWE	Tonykart	Soda Kart	11	10:09.864	44.524	52.191	8	87,946	26
27	242	Miroslav KOVAR	CZE	MS Kart	MS Kart Racing Team	2	1:52.946	9 Laps	54.264	2	84,586	27
28	302	Kevin MINIER	FRA	Tonykart	MD Competition		1.429	11 Laps		0	-	28
Not classified												
DNS	304	Oliver NORRIS	GBR	Tonykart	RL Racing Dept Ltd			DNS		0	-	31

## Announcements

These results are provisional until the conclusion of any judicial and technical matters  
 No. 284 warning board  
 Started: 28      Classified: 28      Not classified: 0  
 No. 225 time penalty 10 sec. / reason unfair driving

Margin of Victory	Ø km/h	Best Lap Tm	km/h	Best Lap by
2.915	89,309	51.035	89,938	207 - Ferenc KANCSAR

Timekeeping Ingrid and Meik Wagner: Clerk of the course Nigel Edwards: [www.mylaps.com](http://www.mylaps.com)  
 Steward (Chairman) Horst Seidel: Chief Scrutineer Paul Klaassen: Licensed to: Motorsport Events  
 Printed: 12.05.2012 18:05:39      posted at:      h



# Rotax Euro Challenge 2012 Wackersdorf

Rotax Seniors

Wackersdorf 1,275 Km

RACE 12 Qualifying Heat 7 B-E

12.05.2012 14:20

Race (11 Laps) started at 14:22:15

Lap	Time of Day	Lap Tm	S1 Tm	S2 Tm	S3 Tm	Lap	Time of Day	Lap Tm	S1 Tm	S2 Tm	S3 Tm
<b>(222) Pierce LEHANE</b>						7	14:28:18.031	<b>51.169</b>	<b>18.412</b>	<b>16.475</b>	16.282
1	14:23:08.313	52.912	19.542	16.954	16.416	8	14:29:09.247	51.216	18.440	16.505	<b>16.271</b>
2	14:23:59.900	51.587	18.565	16.681	16.341	9	14:30:00.958	51.711	18.416	16.495	16.800
3	14:24:51.317	51.417	18.502	16.592	16.323	10	14:30:53.959	53.001	19.686	16.830	16.485
4	14:25:42.661	51.344	18.412	16.618	16.314	11	14:31:45.693	51.734	18.903	16.554	16.277
5	14:26:33.862	51.201	18.392	16.510	16.299	<b>(214) Michael COOL</b>					
6	14:27:25.066	51.204	18.383	16.547	16.274	1	14:23:09.029	53.512	19.940	17.061	16.511
7	14:28:16.119	<b>51.053</b>	<b>18.353</b>	16.514	<b>16.186</b>	2	14:24:00.698	51.669	18.453	16.779	16.437
8	14:29:07.263	51.144	18.414	16.509	16.221	3	14:24:52.266	51.568	18.418	16.779	16.371
9	14:29:58.329	51.066	18.411	16.468	16.187	4	14:25:43.747	51.481	18.427	16.716	16.338
10	14:30:49.526	51.197	18.467	<b>16.448</b>	16.282	5	14:26:36.008	52.261	18.830	16.689	16.742
11	14:31:40.741	51.215	18.457	16.508	16.250	6	14:27:28.191	52.183	18.807	16.988	16.388
<b>(236) Andy KING</b>						7	14:28:19.543	51.352	<b>18.363</b>	16.661	16.328
1	14:23:08.593	53.122	19.728	16.974	16.420	8	14:29:11.080	51.537	18.392	<b>16.544</b>	16.601
2	14:24:00.371	51.778	18.593	16.769	16.416	9	14:30:02.374	<b>51.294</b>	18.482	16.546	<b>16.266</b>
3	14:24:51.977	51.606	18.544	16.658	16.404	10	14:30:54.172	51.798	18.481	16.747	16.570
4	14:25:43.505	51.528	18.484	16.593	16.451	11	14:31:46.430	52.258	18.960	16.760	16.538
5	14:26:34.930	51.425	18.556	16.541	16.328	<b>(301) Jonathan JOHANSSON</b>					
6	14:27:26.396	51.466	18.521	16.598	16.347	1	14:23:09.561	53.886	20.254	17.127	16.505
7	14:28:17.810	51.414	18.454	16.607	16.353	2	14:24:02.042	52.481	19.364	16.777	16.340
8	14:29:09.045	<b>51.235</b>	<b>18.441</b>	<b>16.484</b>	16.310	3	14:24:53.455	51.413	18.516	16.574	16.323
9	14:30:00.743	51.698	18.709	16.544	16.445	4	14:25:44.794	51.339	18.509	16.551	16.279
10	14:30:52.345	51.602	18.816	16.512	<b>16.274</b>	5	14:26:36.228	51.434	<b>18.435</b>	16.627	16.372
11	14:31:43.656	51.311	18.535	16.485	16.291	6	14:27:28.705	52.477	18.978	16.764	16.735
<b>(234) Ash HAND</b>						7	14:28:20.268	51.563	18.780	16.493	16.290
1	14:23:09.694	53.914	20.412	16.967	16.535	8	14:29:11.682	51.414	18.490	16.653	16.271
2	14:24:01.509	51.815	18.839	16.614	16.362	9	14:30:03.003	<b>51.321</b>	18.606	<b>16.464</b>	<b>16.251</b>
3	14:24:52.947	51.438	18.505	16.694	16.239	10	14:30:54.426	51.423	18.522	16.580	16.321
4	14:25:44.357	51.410	18.420	16.608	16.382	11	14:31:46.671	52.245	18.857	16.836	16.552
5	14:26:35.850	51.493	18.412	16.705	16.376	<b>(296) Josh HART</b>					
6	14:27:27.201	51.351	18.641	16.476	16.234	1	14:23:10.371	54.606	20.817	16.969	16.820
7	14:28:18.556	51.355	18.395	16.635	16.325	2	14:24:02.581	52.210	19.136	16.766	16.308
8	14:29:09.774	51.218	18.441	16.551	16.226	3	14:24:54.262	51.681	18.637	16.672	16.372
9	14:30:00.843	<b>51.069</b>	<b>18.375</b>	<b>16.447</b>	16.247	4	14:25:46.024	51.762	18.850	16.591	16.321
10	14:30:52.707	51.864	19.132	16.497	16.235	5	14:26:37.502	51.478	<b>18.507</b>	16.578	16.393
11	14:31:43.892	51.185	18.421	16.558	<b>16.206</b>	6	14:27:29.020	51.518	18.558	16.613	16.347
<b>(250) Ludvig MORIN</b>						7	14:28:20.671	51.651	18.657	16.614	16.380
1	14:23:10.245	54.405	20.865	17.011	16.529	8	14:29:12.502	51.831	18.817	16.665	16.349
2	14:24:02.428	52.183	19.007	16.702	16.474	9	14:30:03.902	<b>51.400</b>	18.608	16.509	<b>16.283</b>
3	14:24:53.938	51.510	18.604	16.644	16.262	10	14:30:55.345	51.443	18.651	<b>16.481</b>	<b>16.111</b>
4	14:25:45.297	51.359	18.420	16.542	16.397	11	14:31:48.374	53.029	18.714	16.789	17.526
5	14:26:36.465	51.168	18.430	16.524	16.214	<b>(293) Sandor JAKAB</b>					
6	14:27:27.938	51.473	18.457	16.680	16.336	1	14:23:11.435	55.431	21.598	17.117	16.716
7	14:28:19.120	51.182	18.411	16.529	16.242	2	14:24:03.874	52.439	18.973	16.964	16.502
8	14:29:10.200	<b>51.080</b>	18.375	16.532	<b>16.173</b>	3	14:24:55.475	51.601	18.536	16.654	16.411
9	14:30:01.322	51.122	<b>18.374</b>	<b>16.425</b>	16.323	4	14:25:46.958	51.483	18.475	16.687	16.321
10	14:30:53.684	52.362	19.001	16.933	16.428	5	14:26:38.414	51.456	18.486	16.671	16.299
11	14:31:45.236	51.552	18.690	16.538	16.324	6	14:27:29.592	<b>51.178</b>	18.386	16.604	<b>16.188</b>
<b>(213) Thomas BENISRI</b>						7	14:28:20.855	51.263	18.438	<b>16.570</b>	16.255
1	14:23:10.001	54.320	20.658	16.978	16.684	8	14:29:12.682	51.827	18.742	16.726	16.359
2	14:24:02.810	52.809	19.665	16.808	16.336	9	14:30:04.480	51.798	18.553	16.847	16.398
3	14:24:54.405	51.595	18.520	16.791	16.284	10	14:30:56.273	51.793	19.006	16.584	16.203
4	14:25:45.832	51.427	18.493	16.598	16.336	11	14:31:48.487	52.214	<b>18.375</b>	16.596	17.243
5	14:26:37.130	51.298	18.386	16.628	16.284	<b>(207) Ferenc KANCSAR</b>					
6	14:27:28.613	51.483	18.304	16.660	16.519	1	14:23:11.504	55.427	21.660	17.179	16.588
7	14:28:19.890	51.277	18.490	16.503	16.284	2	14:24:03.484	51.980	18.720	16.874	16.386
8	14:29:10.959	51.069	<b>18.277</b>	16.489	16.303	3	14:24:55.997	52.513	19.639	16.634	16.240
9	14:30:02.015	<b>51.056</b>	18.348	<b>16.442</b>	<b>16.266</b>	4	14:25:47.856	51.859	18.790	16.640	16.429
10	14:30:53.787	51.772	18.523	16.625	16.624	5	14:26:39.747	51.891	18.776	16.650	16.465
11	14:31:45.576	51.789	18.874	16.541	16.374	6	14:27:31.004	51.257	18.399	16.590	16.268
<b>(212) Jiri FORMAN</b>						7	14:28:22.105	51.101	18.324	16.528	16.249
1	14:23:09.181	53.577	20.008	17.130	16.439	8	14:29:13.140	<b>51.035</b>	18.373	<b>16.489</b>	<b>16.173</b>
2	14:24:00.828	51.647	18.541	16.785	16.321	9	14:30:04.594	51.454	<b>18.293</b>	16.529	16.632
3	14:24:52.368	51.540	18.477	16.720	16.343	10	14:30:55.870	51.276	18.512	16.541	16.223
4	14:25:43.928	51.560	18.498	16.742	16.320	11	14:31:48.662	52.792	18.295	16.787	17.710
5	14:26:35.448	51.520	18.468	16.628	16.424	<b>(223) Jacob NIELSEN</b>					
6	14:27:26.862	51.414	18.570	16.521	16.323	1	14:23:11.843	55.344	21.679	17.157	16.508



# Rotax Euro Challenge 2012 Wackersdorf

Rotax Seniors

Wackersdorf 1,275 Km

RACE 12 Qualifying Heat 7 B-E

12.05.2012 14:20

Race (11 Laps) started at 14:22:15

Lap	Time of Day	Lap Tm	S1 Tm	S2 Tm	S3 Tm
2	14:24:04.857	53.014	19.798	16.873	16.343
3	14:24:56.605	51.748	18.793	16.668	16.287
4	14:25:48.428	51.823	18.492	16.716	16.615
5	14:26:40.124	51.696	18.748	16.604	16.344
6	14:27:31.942	51.818	18.943	16.541	16.334
7	14:28:23.480	51.538	18.537	16.577	16.424
8	14:29:14.951	51.471	18.542	<b>16.483</b>	16.446
9	14:30:07.313	52.362	19.309	16.742	16.311
10	14:30:58.596	<b>51.283</b>	<b>18.481</b>	16.559	<b>16.243</b>
11	14:31:50.575	51.979	18.802	16.580	16.597

**(217) Glen VAN DROOGENBROECK**

1	14:23:11.571	55.660	21.530	17.098	17.032
2	14:24:04.033	52.462	19.251	16.788	16.423
3	14:24:55.694	51.661	18.740	16.715	<b>16.206</b>
4	14:25:47.692	51.998	18.847	16.709	16.442
5	14:26:39.930	52.238	18.810	16.628	16.800
6	14:27:32.631	52.701	19.547	16.732	16.422
7	14:28:24.015	51.384	<b>18.440</b>	16.619	16.325
8	14:29:15.235	<b>51.220</b>	18.452	16.556	16.212
9	14:30:06.932	51.697	18.857	16.536	16.304
10	14:30:58.419	51.487	18.626	16.576	16.285
11	14:31:50.777	52.358	19.216	<b>16.527</b>	16.615

**(258) Mikkel JOHNSEN**

1	14:23:12.534	56.242	22.278	17.349	16.615
2	14:24:05.948	53.414	19.499	17.538	16.377
3	14:24:57.488	51.540	18.575	16.686	16.279
4	14:25:48.785	51.297	18.424	16.560	16.313
5	14:26:40.737	51.952	18.570	16.619	16.763
6	14:27:33.481	52.744	19.359	16.775	16.610
7	14:28:26.228	52.747	19.649	16.705	16.393
8	14:29:17.336	<b>51.108</b>	<b>18.398</b>	<b>16.472</b>	<b>16.238</b>
9	14:30:09.982	52.646	18.799	16.866	16.981
10	14:31:01.913	51.931	18.980	16.661	16.290
11	14:31:53.994	52.081	18.907	16.797	16.377

**(227) Matija JURKOVIC**

1	14:23:13.886	57.449	22.117	18.658	16.674
2	14:24:07.692	53.806	19.558	17.597	16.651
3	14:24:59.406	51.714	18.666	16.728	16.320
4	14:25:51.135	51.729	<b>18.527</b>	16.708	16.494
5	14:26:43.402	52.267	19.099	16.628	16.540
6	14:27:35.174	51.772	18.785	16.647	16.340
7	14:28:27.033	51.859	18.574	16.815	16.470
8	14:29:18.627	51.594	18.849	<b>16.483</b>	16.262
9	14:30:10.110	<b>51.483</b>	18.572	16.508	16.403
10	14:31:01.705	51.595	18.606	16.625	16.364
11	14:31:54.063	52.358	19.276	16.866	<b>16.216</b>

**(225) Jeremie LESOUDIÉ**

1	14:23:12.127	55.762	22.058	17.220	16.484
2	14:24:05.161	53.034	19.730	16.892	16.412
3	14:24:57.059	51.898	18.833	16.679	16.386
4	14:25:48.588	51.529	<b>18.415</b>	16.695	16.419
5	14:26:40.908	52.320	19.011	16.817	16.492
6	14:27:33.950	53.042	19.522	17.021	16.499
7	14:28:28.510	54.560	20.062	17.887	16.611
8	14:29:20.044	51.534	18.658	16.581	16.295
9	14:30:11.235	<b>51.191</b>	18.438	<b>16.536</b>	<b>16.217</b>
10	14:31:02.699	51.464	18.484	16.589	16.391
11	14:31:55.870	53.171	19.229	17.208	16.734

**(257) Ebba GRANDIN**

1	14:23:14.261	57.459	23.565	17.280	16.614
2	14:24:08.279	54.018	19.518	17.593	16.907
3	14:25:00.772	52.493	18.894	17.039	16.560
4	14:25:52.538	51.766	18.545	16.840	16.381
5	14:26:43.961	<b>51.423</b>	18.557	16.586	16.280
6	14:27:35.522	51.561	18.547	16.750	16.264
7	14:28:27.218	51.696	18.547	16.931	<b>16.218</b>
8	14:29:18.995	51.777	18.925	<b>16.559</b>	16.293
9	14:30:10.427	51.432	<b>18.464</b>	16.606	16.362

10	14:31:02.255	51.828	18.688	16.645	16.495
11	14:31:55.908	53.653	19.827	16.900	16.926

**(255) Moritz OBERHEIM**

1	14:23:13.143	55.442	21.223	17.677	16.542
2	14:24:06.846	53.703	19.000	18.264	16.439
3	14:24:58.390	51.544	18.624	16.546	<b>16.374</b>
4	14:25:50.464	52.074	18.777	16.561	16.736
5	14:26:42.000	<b>51.536</b>	<b>18.606</b>	<b>16.487</b>	16.443
6	14:27:33.782	51.782	18.663	16.661	16.458
7	14:28:28.910	55.128	21.306	17.281	16.541
8	14:29:20.459	51.549	18.626	16.549	16.374
9	14:30:12.166	51.707	18.644	16.620	16.443
10	14:31:04.098	51.932	18.811	16.635	16.486
11	14:31:56.553	52.455	18.991	16.749	16.715

**(266) Petr FULIN**

1	14:23:10.810	54.592	20.987	17.086	16.519
2	14:24:03.632	52.822	19.094	17.072	16.656
3	14:24:55.348	51.716	18.552	16.622	16.542
4	14:25:47.966	52.618	18.943	16.804	16.871
5	14:26:40.656	52.690	19.077	17.141	16.472
6	14:27:33.560	52.904	19.224	17.217	16.463
7	14:28:25.819	52.259	19.110	16.803	16.346
8	14:29:17.181	51.362	<b>18.413</b>	16.611	16.338
9	14:30:13.856	56.675	18.918	16.743	21.014
10	14:31:05.177	<b>51.321</b>	18.563	<b>16.575</b>	<b>16.183</b>
11	14:31:57.630	52.453	18.665	16.903	16.885

**(271) Christopher FRIEDRICH**

1	14:23:11.687	55.630	21.932	17.129	16.569
2	14:24:04.530	52.843	19.705	16.787	16.351
3	14:24:56.263	51.733	18.846	16.619	16.268
4	14:25:48.211	51.948	18.632	16.785	16.531
5	14:26:41.215	53.004	19.680	16.696	16.628
6	14:27:34.696	53.481	19.464	16.975	17.042
7	14:28:26.920	52.224	18.914	16.759	16.551
8	14:29:19.441	52.521	19.663	16.594	16.264
9	14:30:10.741	<b>51.300</b>	<b>18.503</b>	<b>16.543</b>	<b>16.254</b>
10	14:31:02.333	51.592	18.535	16.648	16.409
11	14:31:57.652	55.319	18.886	19.183	17.250

**(288) Cecile MARTINI**

1	14:23:16.255	59.216	25.410	17.230	16.576
2	14:24:08.559	52.304	18.951	16.877	16.476
3	14:25:01.601	53.042	19.016	17.466	16.560
4	14:25:53.218	<b>51.617</b>	<b>18.633</b>	16.693	16.291
5	14:26:44.905	51.687	18.785	16.632	16.270
6	14:27:36.836	51.931	18.775	16.729	16.427
7	14:28:29.511	52.675	18.866	17.185	16.624
8	14:29:21.439	51.928	18.858	16.801	16.269
9	14:30:13.121	51.682	18.796	<b>16.511</b>	16.375
10	14:31:04.825	51.704	18.765	16.690	<b>16.249</b>
11	14:31:57.766	52.941	19.297	17.076	16.568

**(284) Oliver MYERS**

1	14:23:13.385	57.172	22.504	18.163	16.505
2	14:24:06.351	52.966	19.106	17.383	16.477
3	14:24:58.234	51.883	18.705	16.752	16.426
4	14:25:51.242	53.008	18.737	16.877	17.394
5	14:26:43.495	52.253	18.843	16.644	16.766
6	14:27:35.965	52.470	18.819	17.189	16.462
7	14:28:29.330	53.365	19.171	17.020	16.174
8	14:29:22.445	53.115	20.105	16.633	16.377
9	14:30:14.214	<b>51.769</b>	<b>18.658</b>	<b>16.617</b>	16.494
10	14:31:06.457	52.243	19.225	16.686	<b>16.332</b>
11	14:31:59.155	52.698	19.698	16.617	16.383

**(226) Erik STILLMANN**

1	14:23:12.984	56.394	22.227	17.518	16.649
2	14:24:07.082	54.098	19.245	18.308	16.545
3	14:24:58.684	51.602	18.559	16.720	<b>16.323</b>
4	14:25:50.825	52.141	18.675	16.685	16.781

Timekeeping Ingrid and Meik Wagner:  Clerk of the course Nigel Edwards:

Steward (Chairman) Horst Seidel: Chief Scrutineer Paul Klaassen:

Printed: 12.05.2012 14:33:50 posted at:





# Rotax Euro Challenge 2012 Wackersdorf

Rotax Seniors

Wackersdorf 1,275 Km

RACE 12 Qualifying Heat 7 B-E

12.05.2012 14:20

Race (11 Laps) started at 14:22:15

Lap	Time of Day	Lap Tm	S1 Tm	S2 Tm	S3 Tm
5	14:26:42.268	<b>51.443</b>	18.505	<b>16.537</b>	16.401
6	14:27:34.377	52.109	18.589	16.956	16.564
7	14:28:29.272	54.895	20.843	17.452	16.600
8	14:29:23.038	53.766	20.591	16.716	16.459
9	14:30:14.656	51.618	18.676	16.602	16.340
10	14:31:06.181	51.525	<b>18.500</b>	16.619	16.406
11	14:31:59.727	53.546	20.105	16.728	16.713

**(245) Hubert PETIT**

1	14:23:16.988	1:00.018	26.407	17.081	16.530
2	14:24:08.829	51.841	18.698	16.749	16.394
3	14:25:01.347	52.518	18.927	17.152	16.439
4	14:25:52.689	51.342	18.535	16.493	16.314
5	14:26:44.313	51.624	18.893	16.445	16.286
6	14:27:36.126	51.813	18.515	16.699	16.599
7	14:28:28.444	52.318	18.760	16.896	16.662
8	14:29:19.785	51.341	18.536	16.572	<b>16.233</b>
9	14:30:11.052	<b>51.267</b>	18.509	<b>16.437</b>	16.321
10	14:31:02.552	51.500	<b>18.472</b>	16.607	16.421
11	14:32:01.467	58.915	18.945	22.782	17.188

**(230) Charlie TURNER**

1	14:23:14.448	56.967	23.417	17.089	16.461
2	14:24:08.188	53.740	19.180	17.589	16.971
3	14:25:09.013	1:00.825	18.934	24.965	16.926
4	14:26:01.193	52.180	19.130	16.683	16.367
5	14:26:52.780	51.587	18.757	16.489	<b>16.341</b>
6	14:27:44.511	51.731	18.782	16.536	16.413
7	14:28:36.141	51.630	<b>18.715</b>	16.462	16.453
8	14:29:28.124	51.983	18.732	16.598	16.653
9	14:30:19.685	<b>51.561</b>	18.750	<b>16.460</b>	16.351
10	14:31:11.282	51.597	18.752	16.467	16.378
11	14:32:03.093	51.811	18.770	16.619	16.422

**(267) Max RENBERG**

1	14:23:40.348	1:23.678	49.325	17.481	16.872
2	14:24:33.148	52.800	19.091	16.952	16.757
3	14:25:25.827	52.679	19.114	16.866	16.699
4	14:26:18.397	52.570	19.035	16.923	16.612
5	14:27:11.063	52.666	19.163	16.846	16.657
6	14:28:03.441	52.378	19.012	16.751	16.615
7	14:28:55.930	52.489	18.942	16.829	16.718
8	14:29:48.121	<b>52.191</b>	<b>18.866</b>	16.718	<b>16.607</b>
9	14:30:40.487	52.366	18.952	16.767	16.647
10	14:31:32.756	52.269	18.967	<b>16.672</b>	16.630
11	14:32:25.265	52.509	18.950	16.825	16.734

**(242) Miroslav KOVAR**

1	14:23:14.083	57.378	22.655	<b>18.065</b>	<b>16.658</b>
2	14:24:08.347	<b>54.264</b>	<b>18.943</b>	18.462	16.859



# Rotax Euro Challenge 2012 Wackersdorf

Rotax Seniors Wackersdorf 1,275 Km

RACE 13 Qualifying Heat 8 A-D 12.05.2012 14:40

Race (11 Laps) started at 14:42:11

Pos	No.	Name	Nat.	Chassis	Race Team	Laps	Total Tm	Diff	Best Tm	In Lap	km/h	Points
1	254	Harrison SCOTT	GBR	Tonykart	Strawberry Racing	11	9:28.080		51.103	11	89,819	0
2	208	Charlie EASTWOOD	IRL	Formula K	Protrain Racing	11	9:28.819	0.739	51.162	10	89,715	2
3	203	Edward BRAND	GBR	Formula K	Formula K Europe	11	9:31.560	3.480	51.327	5	89,427	3
4	299	Philip MORIN	SWE	Alonso	Dan Holland Racing	11	9:33.337	5.257	51.293	11	89,486	4
5	278	Barrie PULLINGER	GBR	Alonso	Dan Holland Racing	11	9:35.224	7.144	51.543	8	89,052	5
6	220	Mathias SMITH	DEN	Kosmic	Star Karting	11	9:35.605	7.525	51.405	11	89,291	6
7	263	Henry EASTHOPE	GBR	Sodikart	Sodikart Junior Team	11	9:36.706	8.626	51.369	9	89,354	7
8	218	Nicolai NIELSEN	DEN	TBA	Star Karting	11	9:37.337	9.257	51.674	9	88,826	8
9	238	Alexandre FINKELSTEIN	FRA	Tonykart	MD Competition	11	9:37.374	9.294	51.342	9	89,400	9
10	233	Manon CHAVAGNE	NED	Topkart	Slangen Karting	11	9:40.602	12.522	51.742	6	88,709	10
11	232	James SINGLETON	GBR	CRG	Coles Racing	11	9:41.409	13.329	51.621	11	88,917	11
12	280	Brandon NILSSON	SWE	Exprit	Brandon Racing	11	9:42.124	14.044	51.609	9	88,938	12
13	286	Lukasz BARTOSZUK	POL	Praga	Uniq Racing	11	9:43.028	14.948	51.715	9	88,756	13
14	262	Alex ENGBLOM	SWE	Tonykart	Soda Kart	11	9:43.406	15.326	51.606	3	88,943	14
15	303	Giorgio MAGGI	SUI	Tonykart	Blacky Racing	11	9:45.172	17.092	51.651	4	88,866	15
16	219	Andreas BACKMAN	SWE	Tonykart	Strawberry Racing	11	9:46.046	17.966	51.689	10	88,800	16
17	243	Glenn VAN PARIJS	BEL	Zanardi	Raw Racing Team	11	9:46.737	18.657	51.684	3	88,809	17
18	279	Juuso KAUKELIN	FIN	Tonykart	JTL Racing	11	9:46.922	18.842	52.089	11	88,118	18
19	248	Artem KOROLEV	CAN	Intrepid	Team TKP	11	9:47.781	19.701	52.118	5	88,069	19
20	300	Joel AFFOLTER	NED	Gillard	PDB Racing Team	11	9:50.733	22.653	52.243	9	87,859	20
21	246	Sabedin Berat TURKER	TUR	Formula K	Protrain Racing	11	9:50.934	22.854	51.711	10	88,763	21
22	240	Petr BEZEL	CZE	MS Kart	MS Kart Racing Team	11	9:53.113	25.033	51.700	3	88,781	22
23	283	Marco FORRER	SUI	Mach 1	Kartteam Meier	11	9:53.634	25.554	52.538	11	87,365	23
24	221	Jesse LAZARE	CAN	Formula K	Chapman Racing/Protrain	11	10:03.931	35.851	51.712	11	88,761	24
25	268	Francisco MORA	POR	FA	Cabo do Mundo Kartteam	10	9:35.359	1 Lap	51.477	10	89,166	25
26	252	Juuso PYKALAINEN	FIN	Tonykart	MPT Racing	5	4:43.417	6 Laps	52.452	4	87,509	26
27	211	Shaun SLAVIN	GBR	Formula K	Formula K Europe	1	1:13.342	10 Laps	1:13.184	1	62,719	27
28	294	Makino TADASUKE	JPN	Birel	Kalman Motorsport		0.000	11 Laps		0	-	28
29	290	Ukyo SASAHARA	JPN	DR	VPDR		0.556	11 Laps		0	-	29

## Announcements

These results are provisional until the conclusion of any judicial and technical matters  
 Started: 29      Classified: 29      Not classified: 0

Margin of Victory	Ø km/h	Best Lap Tm	km/h	Best Lap by
0.739	88,878	51.103	89,819	254 - Harrison SCOTT

Timekeeping Ingrid and Meik Wagner: Clerk of the course Nigel Edwards: [www.mylaps.com](http://www.mylaps.com)  
 Steward (Chairman) Horst Seidel: Chief Scrutineer Paul Klaassen: Licensed to: Motorsport Events  
 Printed: 12.05.2012 14:53:44      posted at:      h



# Rotax Euro Challenge 2012 Wackersdorf

Rotax Seniors

Wackersdorf 1,275 Km

RACE 13 Qualifying Heat 8 A-D

12.05.2012 14:40

Race (11 Laps) started at 14:42:11

Lap	Time of Day	Lap Tm	S1 Tm	S2 Tm	S3 Tm
<b>(254) Harrison SCOTT</b>					
1	14:43:05.292	53.725	20.323	16.908	16.494
2	14:43:57.386	52.094	18.749	16.797	16.548
3	14:44:49.109	51.723	18.709	16.658	16.356
4	14:45:40.446	51.337	<b>18.403</b>	16.637	16.297
5	14:46:31.769	51.323	18.481	16.561	16.281
6	14:47:23.179	51.410	18.496	16.601	16.313
7	14:48:14.615	51.436	18.587	16.572	16.277
8	14:49:05.874	51.259	18.465	16.579	16.215
9	14:49:57.267	51.393	18.527	16.589	16.277
10	14:50:48.433	51.166	18.451	16.497	16.218
11	14:51:39.536	<b>51.103</b>	18.442	<b>16.460</b>	<b>16.201</b>

<b>(208) Charlie EASTWOOD</b>					
1	14:43:04.916	53.431	19.791	17.067	16.573
2	14:43:57.157	52.241	18.883	16.826	16.532
3	14:44:49.302	52.145	19.101	16.708	16.336
4	14:45:40.797	51.495	18.487	16.642	16.366
5	14:46:32.291	51.494	18.587	16.603	16.304
6	14:47:23.681	51.390	18.516	16.570	16.304
7	14:48:15.016	51.335	18.536	16.563	<b>16.236</b>
8	14:49:06.341	51.325	18.529	16.532	16.264
9	14:49:57.701	51.360	18.587	16.517	16.256
10	14:50:48.863	<b>51.162</b>	<b>18.454</b>	<b>16.463</b>	16.245
11	14:51:40.275	51.412	18.554	16.542	16.316

<b>(203) Edward BRAND</b>					
1	14:43:06.556	54.626	21.183	16.886	16.557
2	14:43:58.575	52.019	18.829	16.693	16.497
3	14:44:50.352	51.777	18.735	16.602	16.440
4	14:45:41.968	51.616	18.729	16.540	16.347
5	14:46:33.295	<b>51.327</b>	18.536	<b>16.475</b>	<b>16.316</b>
6	14:47:24.809	51.514	<b>18.491</b>	16.561	16.462
7	14:48:16.417	51.608	18.615	16.630	16.363
8	14:49:08.061	51.644	18.594	16.662	16.388
9	14:49:59.627	51.566	18.660	16.549	16.357
10	14:50:51.295	51.668	18.673	16.610	16.385
11	14:51:43.016	51.721	18.702	16.632	16.387

<b>(299) Philip MORIN</b>					
1	14:43:08.921	57.176	23.306	17.051	16.819
2	14:44:00.857	51.936	18.563	16.938	16.435
3	14:44:52.845	51.988	18.630	16.710	16.648
4	14:45:44.622	51.777	18.728	16.655	16.394
5	14:46:36.346	51.724	18.653	16.655	16.416
6	14:47:27.850	51.504	18.550	16.648	16.306
7	14:48:19.254	51.404	18.507	16.571	16.326
8	14:49:10.595	51.341	<b>18.480</b>	16.577	16.284
9	14:50:02.005	51.410	18.530	16.574	16.306
10	14:50:53.500	51.495	18.490	16.667	16.338
11	14:51:44.793	<b>51.293</b>	18.480	<b>16.533</b>	<b>16.280</b>

<b>(278) Barrie PULLINGER</b>					
1	14:43:07.843	55.590	21.824	17.044	16.722
2	14:44:00.260	52.417	18.923	16.958	16.536
3	14:44:52.663	52.403	18.773	16.932	16.698
4	14:45:44.777	52.114	18.768	16.923	16.423
5	14:46:36.757	51.980	18.639	16.863	16.478
6	14:47:28.315	51.558	<b>18.510</b>	16.671	16.377
7	14:48:19.942	51.627	18.584	<b>16.626</b>	16.417
8	14:49:11.485	<b>51.543</b>	18.521	16.660	<b>16.362</b>
9	14:50:03.164	51.679	18.582	16.725	16.372
10	14:50:55.005	51.841	18.756	16.712	16.373
11	14:51:46.680	51.675	18.589	16.661	16.425

<b>(220) Mathias SMITH</b>					
1	14:43:08.245	55.282	21.474	17.021	16.787
2	14:44:00.582	52.337	18.835	16.965	16.537
3	14:44:53.357	52.775	18.792	17.051	16.932
4	14:45:45.134	51.777	18.708	16.642	16.427
5	14:46:37.210	52.076	18.595	16.850	16.631
6	14:47:28.874	51.664	18.577	16.674	16.413

7	14:48:20.522	51.648	18.559	16.633	16.456
8	14:49:12.252	51.730	18.623	16.648	16.459
9	14:50:03.962	51.710	18.697	16.607	16.406
10	14:50:55.656	51.694	18.667	16.638	16.389
11	14:51:47.061	<b>51.405</b>	<b>18.487</b>	<b>16.574</b>	<b>16.344</b>

<b>(263) Henry EASTHOPE</b>					
1	14:43:11.543	57.870	24.393	16.916	16.561
2	14:44:03.154	51.611	18.564	16.690	16.357
3	14:44:54.723	51.569	18.554	16.609	16.406
4	14:45:47.244	52.521	19.035	16.974	16.512
5	14:46:39.058	51.814	18.606	16.765	16.443
6	14:47:30.557	51.499	18.522	16.644	16.333
7	14:48:21.937	51.380	18.547	<b>16.537</b>	16.296
8	14:49:13.351	51.414	18.542	16.607	16.265
9	14:50:04.720	<b>51.369</b>	18.552	16.589	<b>16.228</b>
10	14:50:56.222	51.502	<b>18.478</b>	16.697	16.327
11	14:51:48.162	51.940	18.795	16.789	16.356

<b>(218) Nicolai NIELSEN</b>					
1	14:43:07.983	55.543	21.774	17.069	16.700
2	14:44:00.440	52.457	18.922	16.990	16.545
3	14:44:52.562	52.122	18.719	16.692	16.711
4	14:45:44.345	51.783	18.666	<b>16.670</b>	16.447
5	14:46:37.024	52.679	18.684	17.461	16.534
6	14:47:29.011	51.987	18.606	16.951	16.430
7	14:48:20.849	51.838	18.713	16.686	16.439
8	14:49:12.622	51.773	18.681	16.694	16.398
9	14:50:04.296	<b>51.674</b>	<b>18.602</b>	16.680	<b>16.392</b>
10	14:50:56.069	51.773	18.635	16.715	16.423
11	14:51:48.793	52.724	18.853	17.271	16.600

<b>(238) Alexandre FINKELSTEIN</b>					
1	14:43:11.339	58.289	24.711	17.032	16.546
2	14:44:02.884	51.545	<b>18.484</b>	16.640	16.421
3	14:44:54.298	51.414	18.508	<b>16.571</b>	16.335
4	14:45:47.093	52.795	19.290	16.952	16.553
5	14:46:38.768	51.675	18.610	16.694	16.371
6	14:47:30.316	51.548	18.587	16.621	16.340
7	14:48:22.134	51.818	18.928	16.599	16.291
8	14:49:13.566	51.432	18.513	16.607	16.312
9	14:50:04.908	<b>51.342</b>	18.486	16.622	<b>16.234</b>
10	14:50:56.331	51.423	18.493	16.682	16.248
11	14:51:48.830	52.499	18.818	16.870	16.811

<b>(233) Manon CHAVAGNE</b>					
1	14:43:08.316	55.130	21.526	16.966	16.638
2	14:44:01.079	52.763	18.922	17.086	16.755
3	14:44:53.219	52.140	18.694	16.789	16.657
4	14:45:46.655	53.436	20.078	16.853	16.505
5	14:46:39.326	52.671	18.866	16.716	17.089
6	14:47:31.068	<b>51.742</b>	<b>18.608</b>	16.766	<b>16.368</b>
7	14:48:22.916	51.848	18.722	<b>16.685</b>	16.441
8	14:49:15.233	52.317	18.936	16.884	16.497
9	14:50:07.366	52.133	18.855	16.796	16.482
10	14:50:59.666	52.300	19.093	16.787	16.420
11	14:51:52.058	52.392	19.069	16.840	16.483

<b>(232) James SINGLETON</b>					
1	14:43:09.839	57.719	24.386	16.850	16.483
2	14:44:01.677	51.838	<b>18.527</b>	16.565	16.746
3	14:44:53.655	51.978	18.740	16.792	16.446
4	14:45:48.526	54.871	21.433	16.808	16.630
5	14:46:41.831	53.305	19.248	16.882	17.175
6	14:47:34.235	52.404	19.099	16.733	16.572
7	14:48:26.199	51.964	18.622	16.654	16.688
8	14:49:17.912	51.713	18.606	16.694	16.413
9	14:50:09.592	51.680	18.709	16.581	16.390
10	14:51:01.244	51.652	18.738	16.572	<b>16.342</b>
11	14:51:52.865	<b>51.621</b>	18.679	<b>16.559</b>	16.383

<b>(280) Brandon NILSSON</b>					
1	14:43:12.928	59.500	25.296	17.530	16.674



# Rotax Euro Challenge 2012 Wackersdorf

Rotax Seniors


Wackersdorf 1,275 Km

RACE 13 Qualifying Heat 8 A-D

12.05.2012 14:40

Race (11 Laps) started at 14:42:11

Lap	Time of Day	Lap Tm	S1 Tm	S2 Tm	S3 Tm	Lap	Time of Day	Lap Tm	S1 Tm	S2 Tm	S3 Tm
2	14:44:04.879	51.951	18.717	16.773	16.461	10	14:51:05.460	52.168	18.954	16.768	16.446
3	14:44:56.741	51.862	<b>18.434</b>	16.996	16.432	11	14:51:58.193	52.733	19.427	16.715	16.591
4	14:45:49.066	52.325	18.622	16.846	16.857						
5	14:46:41.694	52.628	18.831	16.974	16.823						
6	14:47:34.315	52.621	18.854	16.766	17.001	<b>(279) Juuso KAUKELIN</b>					
7	14:48:26.624	52.309	18.799	16.689	16.821	1	14:43:14.297	1:00.705	25.445	17.683	17.577
8	14:49:18.555	51.931	18.878	16.687	16.366	2	14:44:06.829	52.532	18.848	17.152	16.532
9	14:50:10.164	<b>51.609</b>	18.552	16.726	<b>16.331</b>	3	14:44:58.957	52.128	18.798	16.874	16.456
10	14:51:01.935	51.771	18.691	<b>16.626</b>	16.454	4	14:45:51.147	52.190	18.774	16.908	16.508
11	14:51:53.580	51.645	18.609	16.675	16.361	5	14:46:43.371	52.224	<b>18.701</b>	16.886	16.637
						6	14:47:36.241	52.870	19.409	16.994	16.467
						7	14:48:28.997	52.756	19.320	17.011	<b>16.425</b>
						8	14:49:21.494	52.497	19.162	16.844	16.491
						9	14:50:13.809	52.315	19.063	<b>16.792</b>	16.460
						10	14:51:06.289	52.480	19.090	16.916	16.474
						11	14:51:58.378	<b>52.089</b>	18.776	16.834	16.479
						<b>(248) Artem KOROLEV</b>					
						1	14:43:12.809	58.911	24.714	17.095	17.102
						2	14:44:05.190	52.381	19.066	16.773	16.542
						3	14:44:57.635	52.445	19.001	16.693	16.751
						4	14:45:50.124	52.489	19.039	16.865	16.585
						5	14:46:42.242	<b>52.118</b>	<b>18.962</b>	16.753	<b>16.403</b>
						6	14:47:35.388	53.146	19.140	17.114	16.892
						7	14:48:28.383	52.995	19.701	16.732	16.562
						8	14:49:21.270	52.887	19.484	16.804	16.599
						9	14:50:14.385	53.115	19.854	16.714	16.547
						10	14:51:06.819	52.434	19.318	<b>16.681</b>	16.435
						11	14:51:59.237	52.418	19.068	16.752	16.598
						<b>(300) Joel AFFOLTER</b>					
						1	14:43:15.738	1:02.696	27.515	17.509	17.672
						2	14:44:08.632	52.894	18.970	17.184	16.740
						3	14:45:02.168	53.536	19.291	17.379	16.866
						4	14:45:54.955	52.787	<b>18.787</b>	17.269	16.731
						5	14:46:47.732	52.777	19.292	16.918	16.567
						6	14:47:40.162	52.430	18.959	16.929	16.542
						7	14:48:32.856	52.694	19.042	17.101	16.551
						8	14:49:25.248	52.392	18.929	16.906	16.557
						9	14:50:17.491	<b>52.243</b>	18.918	<b>16.840</b>	<b>16.485</b>
						10	14:51:09.883	52.392	18.978	16.843	16.571
						11	14:52:02.189	52.306	18.851	16.859	16.596
						<b>(246) Sabedin Berat TURKER</b>					
						1	14:43:15.386	1:03.028	28.909	17.363	16.756
						2	14:44:08.353	52.967	19.026	17.074	16.867
						3	14:45:02.277	53.924	19.329	17.235	17.360
						4	14:45:54.668	52.391	18.841	16.952	16.598
						5	14:46:50.753	56.085	22.561	17.084	16.440
						6	14:47:42.794	52.041	18.827	16.823	16.391
						7	14:48:34.707	51.913	18.654	16.871	16.388
						8	14:49:27.141	52.434	19.039	16.984	16.411
						9	14:50:18.879	51.738	18.673	16.719	16.346
						10	14:51:10.590	<b>51.711</b>	18.730	<b>16.697</b>	<b>16.284</b>
						11	14:52:02.390	51.800	<b>18.547</b>	16.909	16.344
						<b>(240) Petr BEZEL</b>					
						1	14:43:11.089	59.084	25.506	17.073	16.505
						2	14:44:03.799	52.710	19.370	16.880	16.460
						3	14:44:55.499	<b>51.700</b>	<b>18.652</b>	<b>16.662</b>	16.386
						4	14:45:48.596	53.097	19.416	16.871	16.810
						5	14:46:41.536	52.940	19.045	16.937	16.958
						6	14:47:35.459	53.923	20.004	17.312	16.607
						7	14:48:27.938	52.479	19.338	16.778	<b>16.363</b>
						8	14:49:20.165	52.227	18.940	16.856	16.431
						9	14:50:19.597	59.432	18.792	16.724	23.916
						10	14:51:12.162	52.565	19.290	16.788	16.487
						11	14:52:04.569	52.407	18.787	16.948	16.672
						<b>(283) Marco FORRER</b>					
						1	14:43:14.521	1:00.579	25.866	17.139	17.574
						2	14:44:07.511	52.990	19.087	17.106	16.797
						3	14:45:00.869	53.358	19.778	16.877	16.703
						4	14:45:54.440	53.571	19.349	17.208	17.014

Timekeeping Ingrid and Meik Wagner: 

Clerk of the course Nigel Edwards:

[www.mylaps.com](http://www.mylaps.com)

Steward (Chairman) Horst Seidel:

Chief Scrutineer Paul Klaassen:

Licensed to: Motorsport Events



# Rotax Euro Challenge 2012 Wackersdorf

Rotax Seniors

Wackersdorf 1,275 Km

RACE 13 Qualifying Heat 8 A-D

12.05.2012 14:40

Race (11 Laps) started at 14:42:11

Lap	Time of Day	Lap Tm	S1 Tm	S2 Tm	S3 Tm
5	14:46:48.060	53.620	19.176	16.860	17.584
6	14:47:41.428	53.368	19.569	17.048	16.751
7	14:48:34.062	52.634	19.187	16.883	<b>16.564</b>
8	14:49:26.976	52.914	19.389	16.832	16.693
9	14:50:19.720	52.744	19.302	16.793	16.649
10	14:51:12.552	52.832	<b>18.897</b>	16.856	17.079
11	14:52:05.090	<b>52.538</b>	19.092	<b>16.786</b>	16.660

### (221) Jesse LAZARE

1	14:43:35.802	1:24.144	49.245	17.874	17.025
2	14:44:28.372	52.570	19.055	16.917	16.598
3	14:45:20.514	52.142	18.804	16.789	16.549
4	14:46:12.514	52.000	18.764	16.724	16.512
5	14:47:04.419	51.905	18.642	16.774	16.489
6	14:47:56.310	51.891	18.742	16.727	16.422
7	14:48:48.163	51.853	18.722	16.721	16.410
8	14:49:40.039	51.876	18.656	16.790	16.430
9	14:50:31.820	51.781	18.713	<b>16.666</b>	16.402
10	14:51:23.675	51.855	18.723	16.713	16.419
11	14:52:15.387	<b>51.712</b>	<b>18.636</b>	16.726	<b>16.350</b>

### (268) Francisco MORA

1	14:43:10.091	57.632	24.609	16.732	<b>16.291</b>
2	14:44:01.737	51.646	18.524	<b>16.599</b>	16.523
3	14:44:53.443	51.706	18.528	16.632	16.546
4	14:45:47.598	54.155	21.113	16.611	16.431
5	14:46:39.866	52.268	18.744	16.605	16.919
6	14:47:32.512	52.646	18.878	16.923	16.845
7	14:48:26.518	54.006	19.461	17.065	17.480
8	14:49:21.909	55.391	19.558	17.118	18.715
9	14:50:55.338	1:33.429	1:00.220	16.762	16.447
10	14:51:46.815	<b>51.477</b>	<b>18.437</b>	16.712	16.328

### (252) Juuso PYKALAINEN

1	14:43:14.425	1:01.654	27.286	17.169	17.199
2	14:44:07.975	53.550	19.311	17.151	17.088
3	14:45:02.090	54.115	19.443	17.741	<b>16.931</b>
4	14:45:54.542	<b>52.452</b>	<b>18.483</b>	<b>16.973</b>	16.996
5	14:46:54.873	1:00.331	22.884	17.452	19.995

### (211) Shaun SLAVIN

1	14:43:24.798	<b>1:13.184</b>	<b>31.704</b>	<b>22.629</b>	<b>18.851</b>
---	--------------	-----------------	---------------	---------------	---------------



# Rotax Euro Challenge 2012 Wackersdorf

Rotax Seniors

Wackersdorf 1,275 Km

RACE 15 Qualifying Heat 9 C-E

12.05.2012 15:40

Race (11 Laps) started at 15:42:21

Pos	No.	Name	Nat.	Chassis	Race Team	Laps	Total Tm	Diff	Best Tm	In Lap	km/h	Points
1	205	Sean BABINGTON	GBR	Alonso	Dan Holland Racing	11	9:36.002		51.728	9	88,733	0
2	269	John FRIBERG	SWE	Tonykart	Soda Kart	11	9:36.292	0.290	51.829	6	88,560	2
3	260	Bas de LAAT	NED	Gillard	PDB Racing Team	11	9:36.455	0.453	51.712	9	88,761	3
4	212	Jiri FORMAN	GBR	MS Kart	MS Kart Racing Team	11	9:36.606	0.604	51.708	8	88,768	4
5	250	Ludvig MORIN	SWE	Kosmic	Paul Carr Racing	11	9:37.459	1.457	51.716	8	88,754	5
6	213	Thomas BENISRI	FRA	Sodikart	Win Max	11	9:37.572	1.570	51.540	9	89,057	6
7	224	Aavo TALVAR	EST	Intrepid	Talvar Racing	11	9:38.211	2.209	51.456	10	89,202	7
8	296	Josh HART	NZL	Birel	Kalman Motorsport	11	9:38.790	2.788	51.969	11	88,322	8
9	216	Bryan EERDEN	NED	Gillard	PDB Racing Team	11	9:39.584	3.582	51.564	7	89,016	9
10	261	Stephane KOX	NED	Formula K	Formula K Europe	11	9:40.044	4.042	51.582	7	88,985	10
11	214	Michael COOL	BEL	Tonykart	Bouvin Power	11	9:40.314	4.312	51.776	10	88,651	11
12	223	Jacob NIELSEN	DEN	Kosmic	Star Karting	11	9:40.822	4.820	51.597	7	88,959	12
13	255	Moritz OBERHEIM	GER	LH Kart	Matis Motorsport	11	9:43.684	7.682	51.808	4	88,596	13
14	272	Jules COUSIN	FRA	FA Kart	DSS Kart	11	9:44.109	8.107	51.794	10	88,620	14
15	259	Nicolas PICOT	FRA	Sodikart	Kart Pro Racing	11	9:44.667	8.665	51.818	10	88,579	15
16	270	Santeri VARIS	FIN	Tonykart	JTL Racing	11	9:45.902	9.900	52.128	10	88,052	16
17	271	Christopher FRIEDRICH	GER	Praga	M-Tec/Praga Racing	11	9:46.040	10.038	52.058	6	88,171	17
18	266	Petr FULIN	CZE	MS Kart	MS Kart Racing Team	11	9:46.727	10.725	51.851	10	88,523	18
19	304	Oliver NORRIS	GBR	Tonykart	RL Racing Dept Ltd	11	9:47.150	11.148	52.103	10	88,095	19
20	226	Erik STILLMANN	SWE	Sodikart	Wallberg Motorsport	11	9:47.845	11.843	52.002	6	88,266	20
21	306	Kevin KEMMLING	GER	Formula K	Kartschmie.de	11	9:48.149	12.147	51.969	4	88,322	21
22	288	Cecile MARTINI	FRA	Sodikart	Martini Racing	11	9:48.506	12.504	52.061	11	88,166	22
23	267	Max RENBERG	SWE	Tonykart	Soda Kart	11	9:49.149	13.147	52.342	9	87,692	23
24	302	Kevin MINIER	FRA	Tonykart	MD Competition	11	9:49.318	13.316	52.060	11	88,167	24
25	244	Eva BENES	FRA	Kosmic	PKS	11	9:49.656	13.654	52.010	4	88,252	25
26	241	Pierre AUVRAY	FRA	FA Kart	DSS Kart	11	9:54.206	18.204	52.163	8	87,993	26
27	237	Sten Dorian PIIRIMAGI	EST	Tonykart	Aix Racing Team	11	10:05.812	29.810	51.900	8	88,439	27
28	275	Benjamin KARLOG	DEN	Tonykart	RS Competition	11	10:20.482	44.480	52.126	4	88,056	28

## Announcements

These results are provisional until the conclusion of any judicial and technical matters

Started: 28      Classified: 28      Not classified: 0

Margin of Victory	Ø km/h	Best Lap Tm	km/h	Best Lap by
0.290	87,656	51.456	89,202	224 - Aavo TALVAR

Official Timing [www.camp-company.de](http://www.camp-company.de) / [www.motorsport-events.se](http://www.motorsport-events.se)

Orbits

Timekeeping Ingrid and Meik Wagner:

Clerk of the course Nigel Edwards:

[www.mylaps.com](http://www.mylaps.com)

Steward (Chairman) Horst Seidel:

Chief Scrutineer Paul Klaassen:

Licensed to: Motorsport Events

Printed: 12.05.2012 15:53:32

posted at:

h



# Rotax Euro Challenge 2012 Wackersdorf

Rotax Seniors

Wackersdorf 1,275 Km

RACE 15 Qualifying Heat 9 C-E

12.05.2012 15:40

Race (11 Laps) started at 15:42:21

Lap	Time of Day	Lap Tm	S1 Tm	S2 Tm	S3 Tm	Lap	Time of Day	Lap Tm	S1 Tm	S2 Tm	S3 Tm
<b>(205) Sean BABINGTON</b>						7	15:48:31.565	52.201	18.675	16.871	16.655
1	15:43:15.059	53.822	20.022	17.104	16.696	8	15:49:23.403	51.838	18.732	<b>16.682</b>	16.424
2	15:44:07.912	52.853	19.383	16.959	16.511	9	15:50:14.943	<b>51.540</b>	<b>18.473</b>	16.744	<b>16.323</b>
3	15:45:00.328	52.416	18.940	16.918	16.558	10	15:51:06.651	51.708	18.583	16.706	16.419
4	15:45:52.394	52.066	18.679	16.801	16.586	11	15:51:58.809	52.158	18.621	16.732	16.805
5	15:46:44.228	51.834	18.642	16.699	16.493	<b>(224) Aavo TALVAR</b>					
6	15:47:36.195	51.967	18.664	16.750	16.553	1	15:43:17.568	55.648	21.549	17.229	16.870
7	15:48:28.523	52.328	19.035	16.866	<b>16.427</b>	2	15:44:10.840	53.272	19.302	16.951	17.019
8	15:49:20.395	51.872	18.665	16.778	16.429	3	15:45:03.304	52.464	19.085	16.856	16.523
9	15:50:12.123	<b>51.728</b>	<b>18.558</b>	16.708	16.462	4	15:45:55.469	52.165	18.844	16.805	16.516
10	15:51:04.586	52.463	19.174	<b>16.649</b>	16.640	5	15:46:48.687	53.218	19.827	16.834	16.557
11	15:51:57.239	52.653	18.940	17.101	16.612	6	15:47:40.516	51.829	18.654	16.708	16.467
<b>(269) John FRIBERG</b>						7	15:48:32.146	51.630	18.605	16.670	16.355
1	15:43:15.500	53.809	20.253	17.025	16.531	8	15:49:24.678	52.532	18.800	16.772	16.960
2	15:44:08.703	53.203	19.322	17.257	16.624	9	15:50:16.365	51.687	18.760	16.624	<b>16.303</b>
3	15:45:00.828	52.125	18.665	16.871	16.589	10	15:51:07.821	<b>51.456</b>	<b>18.478</b>	<b>16.573</b>	16.405
4	15:45:52.685	51.857	<b>18.522</b>	16.822	<b>16.513</b>	11	15:51:59.448	51.627	18.623	16.613	16.391
5	15:46:44.539	51.854	18.611	16.829	<b>16.414</b>	<b>(296) Josh HART</b>					
6	15:47:36.368	<b>51.829</b>	18.596	<b>16.713</b>	16.520	1	15:43:16.812	54.897	21.075	17.196	16.626
7	15:48:28.260	51.892	18.601	16.768	16.523	2	15:44:09.668	52.856	18.855	17.102	16.899
8	15:49:20.197	51.937	18.724	16.774	16.439	3	15:45:02.150	52.482	18.752	16.918	16.812
9	15:50:12.315	52.118	18.887	16.796	16.435	4	15:45:54.351	52.201	18.825	16.803	16.573
10	15:51:04.830	52.515	18.774	16.969	16.772	5	15:46:46.892	52.541	18.802	16.882	16.857
11	15:51:57.529	52.699	18.821	17.148	16.730	6	15:47:39.579	52.687	19.019	17.044	16.624
<b>(260) Bas de LAAT</b>						7	15:48:31.721	52.142	18.755	16.771	16.616
1	15:43:15.363	54.043	20.108	17.359	16.576	8	15:49:23.881	52.160	18.902	16.731	16.527
2	15:44:08.509	53.146	19.595	16.955	16.596	9	15:50:15.880	51.999	<b>18.696</b>	16.766	16.537
3	15:45:00.960	52.451	18.649	16.959	16.843	10	15:51:08.058	52.178	18.721	<b>16.688</b>	16.769
4	15:45:53.283	52.323	18.633	17.005	16.685	11	15:52:00.027	<b>51.969</b>	18.723	16.736	<b>16.510</b>
5	15:46:45.166	51.883	18.608	16.818	16.457	<b>(216) Bryan EERDEN</b>					
6	15:47:37.112	51.946	18.604	16.809	16.533	1	15:43:15.263	53.721	20.098	17.018	16.605
7	15:48:28.908	51.796	18.582	16.758	16.456	2	15:44:07.710	52.447	18.855	16.963	16.629
8	15:49:20.722	51.814	18.647	<b>16.733</b>	16.434	3	15:45:00.460	52.750	18.941	17.233	16.576
9	15:50:12.434	<b>51.712</b>	<b>18.548</b>	16.769	<b>16.395</b>	4	15:45:53.431	52.971	18.730	17.280	16.961
10	15:51:04.913	52.479	19.009	16.825	16.645	5	15:46:49.519	56.088	22.403	17.111	16.574
11	15:51:57.692	52.779	18.899	17.157	16.723	6	15:47:41.449	51.930	18.696	16.727	16.507
<b>(212) Jiri FORMAN</b>						7	15:48:33.013	<b>51.564</b>	18.522	<b>16.675</b>	<b>16.367</b>
1	15:43:16.458	54.733	20.925	17.039	16.769	8	15:49:25.015	52.002	<b>18.488</b>	16.765	16.749
2	15:44:09.286	52.828	18.872	17.036	16.920	9	15:50:17.125	52.110	18.953	16.775	16.382
3	15:45:01.602	52.316	18.767	16.949	16.600	10	15:51:08.840	51.715	18.555	16.744	16.416
4	15:45:53.673	52.071	18.670	16.750	16.651	11	15:52:00.821	51.981	18.814	16.738	16.429
5	15:46:46.448	52.775	19.068	16.965	16.742	<b>(261) Stephane KOX</b>					
6	15:47:38.643	52.195	18.780	16.899	16.516	1	15:43:17.165	55.330	21.375	17.279	16.676
7	15:48:30.507	51.864	18.646	16.735	16.483	2	15:44:10.342	53.177	18.848	17.065	17.264
8	15:49:22.215	<b>51.708</b>	18.651	<b>16.673</b>	16.384	3	15:45:02.366	52.024	18.667	16.821	16.536
9	15:50:14.001	51.786	18.663	16.705	16.418	4	15:45:55.114	52.748	18.971	16.805	16.972
10	15:51:05.726	51.725	18.665	16.683	<b>16.377</b>	5	15:46:49.296	54.182	20.536	17.021	16.625
11	15:51:57.843	52.117	<b>18.642</b>	16.778	16.697	6	15:47:41.189	51.893	18.627	16.803	16.463
<b>(250) Ludvig MORIN</b>						7	15:48:32.771	<b>51.582</b>	18.575	<b>16.610</b>	<b>16.397</b>
1	15:43:17.457	55.437	21.321	17.161	16.955	8	15:49:25.052	52.281	18.532	16.659	17.090
2	15:44:10.054	52.597	18.689	17.031	16.877	9	15:50:17.517	52.465	19.388	16.679	16.398
3	15:45:02.021	51.967	18.592	16.865	16.510	10	15:51:09.202	51.685	<b>18.514</b>	16.666	16.505
4	15:45:53.829	51.808	<b>18.542</b>	16.792	16.474	11	15:52:01.281	52.079	18.576	16.994	16.509
5	15:46:46.768	52.939	18.624	16.909	17.406	<b>(214) Michael COOL</b>					
6	15:47:39.216	52.448	18.971	16.927	16.550	1	15:43:16.271	54.668	20.796	17.167	16.705
7	15:48:31.205	51.989	18.585	16.811	16.593	2	15:44:09.171	52.900	18.881	17.128	16.891
8	15:49:22.921	<b>51.716</b>	18.575	16.751	16.390	3	15:45:01.395	52.224	18.687	16.975	16.562
9	15:50:14.644	51.723	18.714	<b>16.697</b>	<b>16.312</b>	4	15:45:53.599	52.204	18.575	16.914	16.715
10	15:51:06.732	52.088	19.005	16.763	16.320	5	15:46:46.378	52.779	18.575	17.200	16.822
11	15:51:58.696	51.964	18.694	16.787	16.483	6	15:47:38.888	52.510	19.120	16.835	16.555
<b>(213) Thomas BENISRI</b>						7	15:48:31.486	52.598	18.766	17.188	16.644
1	15:43:16.666	54.869	21.021	17.087	16.761	8	15:49:24.687	53.201	19.304	<b>16.793</b>	17.104
2	15:44:09.502	52.836	18.806	17.129	16.901	9	15:50:16.996	52.309	18.996	16.818	<b>16.495</b>
3	15:45:01.837	52.335	18.669	16.970	16.696	10	15:51:08.772	<b>51.776</b>	<b>18.449</b>	16.796	16.531
4	15:45:54.112	52.275	18.859	16.863	16.553	11	15:52:01.551	52.779	19.142	17.056	16.581
5	15:46:46.680	52.568	18.780	16.985	16.803	<b>(223) Jacob NIELSEN</b>					
6	15:47:39.364	52.684	18.976	16.883	16.825	1	15:43:18.348	55.979	21.806	17.377	16.796



# Rotax Euro Challenge 2012 Wackersdorf

Rotax Seniors

Wackersdorf 1,275 Km

RACE 15 Qualifying Heat 9 C-E

12.05.2012 15:40

Race (11 Laps) started at 15:42:21

Lap	Time of Day	Lap Tm	S1 Tm	S2 Tm	S3 Tm	Lap	Time of Day	Lap Tm	S1 Tm	S2 Tm	S3 Tm
2	15:44:10.736	52.388	18.732	16.898	16.758	10	15:51:15.133	52.096	18.844	16.805	16.447
3	15:45:02.746	52.010	18.662	16.844	16.504	11	15:52:07.277	52.144	18.715	16.798	16.631
4	15:45:55.013	52.267	18.740	16.813	16.714						
5	15:46:50.013	55.000	20.722	17.676	16.602						
6	15:47:41.953	51.940	18.523	16.880	16.537						
7	15:48:33.550	<b>51.597</b>	<b>18.521</b>	16.635	16.441						
8	15:49:25.349	51.799	18.602	<b>16.626</b>	16.571						
9	15:50:17.837	52.488	19.246	16.830	<b>16.412</b>						
10	15:51:09.652	51.815	18.561	16.752	16.502						
11	15:52:02.059	52.407	18.736	16.958	16.713						
<b>(255) Moritz OBERHEIM</b>						<b>(266) Petr FULIN</b>					
1	15:43:20.187	56.937	22.889	17.454	16.594	1	15:43:18.804	56.503	22.617	17.292	16.594
2	15:44:13.229	53.042	19.547	16.948	16.547	2	15:44:11.446	52.642	19.123	16.922	16.597
3	15:45:05.532	52.303	18.959	16.761	16.583	3	15:45:03.948	52.502	18.956	16.996	16.550
4	15:45:57.340	<b>51.808</b>	18.619	16.660	16.529	4	15:45:56.654	52.706	18.798	16.855	17.053
5	15:46:50.626	53.286	19.243	17.429	16.614	5	15:46:52.580	55.926	21.015	17.449	17.462
6	15:47:43.334	52.708	<b>18.541</b>	16.799	17.368	6	15:47:45.429	52.849	19.400	16.887	16.562
7	15:48:36.611	53.277	19.549	16.953	16.775	7	15:48:38.490	53.061	18.761	16.964	17.336
8	15:49:28.788	52.177	18.925	16.674	16.578	8	15:49:31.123	52.633	19.249	16.804	16.580
9	15:50:20.946	52.158	18.829	16.794	16.535	9	15:50:23.992	52.869	19.353	16.974	16.542
10	15:51:12.773	51.827	18.722	<b>16.632</b>	<b>16.473</b>	10	15:51:15.843	<b>51.851</b>	18.660	<b>16.791</b>	<b>16.400</b>
11	15:52:04.921	52.148	18.851	16.716	16.581	11	15:52:07.964	52.121	<b>18.549</b>	16.814	16.758
<b>(272) Jules COUSIN</b>						<b>(304) Oliver NORRIS</b>					
1	15:43:19.503	56.955	22.835	17.383	16.737	1	15:43:17.783	55.662	21.807	17.077	16.778
2	15:44:12.587	53.084	18.967	16.956	17.161	2	15:44:10.551	52.768	18.918	16.942	16.908
3	15:45:04.833	52.246	18.877	16.799	16.570	3	15:45:03.210	52.659	19.094	16.895	16.670
4	15:45:57.044	52.211	18.729	16.873	16.609	4	15:45:56.182	52.972	19.291	16.857	16.824
5	15:46:50.294	53.250	19.009	17.641	16.600	5	15:46:51.260	55.078	19.687	18.736	16.655
6	15:47:43.437	53.143	<b>18.583</b>	17.248	17.312	6	15:47:43.766	52.506	<b>18.579</b>	16.901	17.026
7	15:48:37.325	53.888	19.582	17.088	17.218	7	15:48:38.205	54.439	19.673	17.323	17.443
8	15:49:29.533	52.208	18.625	16.798	16.785	8	15:49:30.940	52.735	19.264	16.791	16.680
9	15:50:21.688	52.155	18.688	16.898	16.569	9	15:50:23.998	52.458	19.050	16.811	16.597
10	15:51:13.482	<b>51.794</b>	18.643	<b>16.693</b>	<b>16.458</b>	10	15:51:15.501	<b>52.103</b>	18.913	<b>16.628</b>	<b>16.562</b>
11	15:52:05.346	51.864	18.598	16.755	16.511	11	15:52:08.387	52.886	18.718	16.770	17.398
<b>(259) Nicolas PICOT</b>						<b>(226) Erik STILLMANN</b>					
1	15:43:19.424	57.086	22.872	17.302	16.912	1	15:43:20.541	57.932	23.442	17.718	16.772
2	15:44:12.150	52.726	18.868	17.012	16.846	2	15:44:14.210	53.669	19.589	17.452	16.628
3	15:45:04.533	52.383	18.683	16.911	16.789	3	15:45:06.449	52.239	18.668	16.926	16.645
4	15:45:56.871	52.338	18.671	16.864	16.803	4	15:45:58.836	52.387	18.730	16.809	16.848
5	15:46:50.930	54.059	19.327	17.655	17.077	5	15:46:52.455	53.619	19.097	17.366	17.156
6	15:47:43.658	52.728	18.660	17.062	17.006	6	15:47:44.457	<b>52.002</b>	18.674	16.675	16.533
7	15:48:36.854	53.196	18.842	17.509	16.845	7	15:48:37.909	53.452	19.208	16.930	17.314
8	15:49:29.430	52.576	18.871	16.898	16.807	8	15:49:30.084	52.175	<b>18.625</b>	16.786	16.764
9	15:50:21.898	52.468	18.654	17.174	16.640	9	15:50:22.555	52.471	19.053	16.920	16.498
10	15:51:13.716	<b>51.818</b>	<b>18.629</b>	<b>16.765</b>	<b>16.424</b>	10	15:51:16.978	54.423	21.198	16.832	<b>16.393</b>
11	15:52:05.904	52.188	18.773	16.880	16.535	11	15:52:09.082	52.104	18.862	<b>16.774</b>	16.468
<b>(270) Santeri VARIS</b>						<b>(306) Kevin KEMMLING</b>					
1	15:43:18.713	56.567	22.540	17.250	16.777	1	15:43:21.435	58.690	23.910	17.829	16.951
2	15:44:11.665	52.952	19.359	16.918	16.675	2	15:44:14.877	53.442	19.161	17.482	16.799
3	15:45:04.194	52.529	18.891	16.980	16.658	3	15:45:07.348	52.471	18.834	16.897	16.740
4	15:45:56.784	52.590	<b>18.707</b>	16.864	17.019	4	15:45:59.317	<b>51.969</b>	18.667	<b>16.745</b>	16.557
5	15:46:52.519	55.735	20.452	17.718	17.565	5	15:46:52.749	53.432	19.095	17.355	16.982
6	15:47:44.890	52.371	19.010	16.871	16.490	6	15:47:46.022	53.273	19.650	16.936	16.687
7	15:48:38.010	53.120	18.841	17.049	17.230	7	15:48:38.567	52.545	18.751	16.901	16.893
8	15:49:30.594	52.584	19.154	16.835	16.595	8	15:49:32.100	53.533	19.649	17.091	16.793
9	15:50:22.759	52.165	18.707	17.010	<b>16.448</b>	9	15:50:24.450	52.350	<b>18.452</b>	17.326	16.572
10	15:51:14.887	<b>52.128</b>	18.931	<b>16.726</b>	16.471	10	15:51:16.839	52.389	18.656	17.214	16.519
11	15:52:07.139	52.252	18.740	16.835	16.677	11	15:52:09.386	52.547	19.253	16.803	<b>16.491</b>
<b>(271) Christopher FRIEDRICH</b>						<b>(288) Cecile MARTINI</b>					
1	15:43:18.540	56.326	22.221	17.297	16.808	1	15:43:21.637	58.555	23.786	17.860	16.909
2	15:44:10.948	52.408	18.932	16.893	16.583	2	15:44:15.490	53.853	19.363	17.883	16.607
3	15:45:03.617	52.669	19.152	16.889	16.628	3	15:45:08.258	52.768	19.235	16.949	16.584
4	15:45:57.222	53.605	18.683	16.824	18.098	4	15:46:00.327	52.069	<b>18.643</b>	16.883	16.543
5	15:46:52.049	54.827	19.691	17.859	17.277	5	15:46:53.764	53.437	18.899	17.950	16.588
6	15:47:44.107	<b>52.058</b>	<b>18.672</b>	16.858	16.528	6	15:47:46.851	53.087	19.375	17.122	16.590
7	15:48:37.675	53.568	19.044	17.178	17.346	7	15:48:39.799	52.948	19.217	17.029	16.702
8	15:49:30.281	52.606	18.691	16.806	17.109	8	15:49:32.624	52.825	19.041	17.107	16.677
9	15:50:23.037	52.756	18.896	17.315	16.545	9	15:50:25.009	52.385	19.069	16.881	16.435
						10	15:51:17.682	52.673	19.324	16.889	16.460
						11	15:52:09.743	<b>52.061</b>	18.785	<b>16.856</b>	<b>16.420</b>
<b>(267) Max RENBERG</b>											
1	15:43:19.839	57.048	22.816	17.430	16.802						
2	15:44:13.502	53.663	19.664	17.336	16.663						
3	15:45:06.074	52.572	18.935	17.001	16.636						
4	15:45:58.755	52.681	18.864	16.914	16.903						





# Rotax Euro Challenge 2012 Wackersdorf

Rotax Seniors

Wackersdorf 1,275 Km

RACE 15 Qualifying Heat 9 C-E

12.05.2012 15:40

Race (11 Laps) started at 15:42:21

Lap	Time of Day	Lap Tm	S1 Tm	S2 Tm	S3 Tm
5	15:46:52.724	53.969	19.424	17.239	17.306
6	15:47:45.670	52.946	19.372	16.927	16.647
7	15:48:38.399	52.729	<b>18.787</b>	16.845	17.097
8	15:49:32.334	53.935	19.758	17.420	16.757
9	15:50:24.676	<b>52.342</b>	18.962	16.859	<b>16.521</b>
10	15:51:18.004	53.328	19.383	17.109	16.836
11	15:52:10.386	52.382	19.051	<b>16.810</b>	16.521

**(302) Kevin MINIER**

1	15:43:21.195	58.246	23.740	17.644	16.862
2	15:44:15.120	53.925	19.628	17.692	16.605
3	15:45:07.698	52.578	19.180	16.804	16.594
4	15:45:59.825	52.127	<b>18.832</b>	<b>16.752</b>	16.543
5	15:46:53.227	53.402	19.068	17.740	16.594
6	15:47:46.444	53.217	19.696	16.907	16.614
7	15:48:40.160	53.716	19.406	17.086	17.224
8	15:49:33.150	52.990	18.876	17.059	17.055
9	15:50:25.417	52.267	18.912	16.823	16.532
10	15:51:18.495	53.078	19.335	17.226	16.517
11	15:52:10.555	<b>52.060</b>	18.835	16.754	<b>16.471</b>

**(244) Eva BENES**

1	15:43:20.724	57.862	23.421	17.623	16.818
2	15:44:14.958	54.234	19.534	17.956	16.744
3	15:45:07.516	52.558	19.041	16.822	16.695
4	15:45:59.526	<b>52.010</b>	<b>18.762</b>	<b>16.716</b>	16.532
5	15:46:52.979	53.453	19.026	17.776	16.651
6	15:47:46.169	53.190	19.257	17.221	16.712
7	15:48:38.702	52.533	18.771	16.859	16.903
8	15:49:32.195	53.493	19.748	16.996	16.749
9	15:50:24.838	52.643	19.279	16.850	<b>16.514</b>
10	15:51:18.331	53.493	19.599	17.322	16.572
11	15:52:10.893	52.562	19.141	16.811	16.610

**(241) Pierre AUVRAY**

1	15:43:18.205	55.532	21.341	17.355	16.836
2	15:44:13.115	54.910	21.031	17.165	16.714
3	15:45:15.802	1:02.687	28.742	17.182	16.763
4	15:46:08.349	52.547	18.840	17.041	16.666
5	15:47:01.046	52.697	19.034	16.987	16.676
6	15:47:53.466	52.420	18.812	16.964	16.644
7	15:48:45.895	52.429	18.899	16.945	16.585
8	15:49:38.058	<b>52.163</b>	<b>18.768</b>	16.847	<b>16.548</b>
9	15:50:30.361	52.303	18.822	16.894	16.587
10	15:51:22.738	52.377	18.907	<b>16.841</b>	16.629
11	15:52:15.443	52.705	19.083	17.034	16.588

**(237) Sten Dorian PIIRIMAGI**

1	15:43:20.012	57.389	23.155	17.420	16.814
2	15:44:13.998	53.986	20.000	17.361	16.625
3	15:45:06.594	52.596	18.734	17.118	16.744
4	15:45:58.911	52.317	18.825	16.875	16.617
5	15:46:57.226	58.315	19.414	22.271	16.630
6	15:47:49.573	52.347	18.863	16.868	16.616
7	15:48:41.690	52.117	18.700	16.846	16.571
8	15:49:33.590	<b>51.900</b>	18.728	<b>16.690</b>	<b>16.482</b>
9	15:50:25.768	52.178	<b>18.638</b>	16.920	16.620
10	15:51:19.191	53.423	19.107	17.506	16.810
11	15:52:27.049	1:07.858	32.213	19.072	16.573

**(275) Benjamin KARLOG**

1	15:43:21.036	57.855	22.824	18.121	16.910
2	15:44:15.372	54.336	19.350	18.273	16.713
3	15:45:08.552	53.180	19.104	17.045	17.031
4	15:46:00.678	<b>52.126</b>	<b>18.572</b>	<b>16.897</b>	16.657
5	15:46:53.474	52.796	18.680	17.526	<b>16.590</b>
6	15:47:46.589	53.115	19.265	16.939	16.911
7	15:48:39.358	52.769	19.126	17.030	16.613
8	15:49:33.008	53.650	19.230	17.207	17.213
9	15:50:25.613	52.605	18.863	17.144	16.598
10	15:51:18.911	53.298	18.975	17.615	16.708
11	15:52:41.719	1:22.808	39.003	22.983	20.822



# Rotax Euro Challenge 2012 Wackersdorf

Rotax Seniors

Wackersdorf 1,275 Km

RACE 16 Qualifying Heat10 B-D

12.05.2012 16:00


Race (11 Laps) started at 16:02:16

Pos	No.	Name	Nat.	Chassis	Race Team	Laps	Total Tm	Diff	Best Tm	In Lap	km/h	Points
1	294	Makino TADASUKE	JPN	Birel	Kalman Motorsport	11	9:36.487		51.589	9	88,972	0
2	203	Edward BRAND	GBR	Formula K	Formula K Europe	11	9:36.516	0.029	51.757	9	88,684	2
3	234	Ash HAND	GBR	Tonykart	Strawberry Racing	11	9:36.587	0.100	51.500	9	89,126	3
4	207	Ferenc KANCSAR	AUT	Birel	Kalman Motorsport	11	9:36.749	0.262	51.594	6	88,964	4
5	211	Shaun SLAVIN	GBR	Formula K	Formula K Europe	11	9:37.243	0.756	51.732	10	88,727	5
6	290	Ukyo SASAHARA	JPN	DR	VPDR	11	9:37.298	0.811	51.590	9	88,971	6
7	222	Pierce LEHANE	AUS	Alonso	Dan Holland Racing	11	9:37.573	1.086	51.663	5	88,845	7
8	236	Andy KING	GBR	Tonykart	Strawberry Racing	11	9:37.715	1.228	51.744	9	88,706	8
9	217	Glen VAN DROOGENBROEC	BEL	Tonykart	Bouvin Power	11	9:39.899	3.412	51.544	8	89,050	9
10	278	Barrie PULLINGER	GBR	Alonso	Dan Holland Racing	11	9:39.925	3.438	51.629	6	88,904	10
11	238	Alexandre FINKELSTEIN	FRA	Tonykart	MD Competition	11	9:40.256	3.769	51.516	10	89,099	11
12	227	Matija JURKOVIC	SLO	Formula K	MLM Racing KK	11	9:40.538	4.051	51.702	11	88,778	12
13	263	Henry EASTHOPE	GBR	Sodikart	Sodikart Junior Team	11	9:41.576	5.089	51.448	8	89,216	13
14	245	Hubert PETIT	FRA	Sodikart	Sodikart Junior Team	11	9:42.054	5.567	51.762	10	88,675	14
15	219	Andreas BACKMAN	SWE	Tonykart	Strawberry Racing	11	9:42.127	5.640	51.643	8	88,879	15
16	225	Jeremie LESOUDIER	FRA	Kosmic	PKS	11	9:42.226	5.739	51.443	9	89,225	16
17	303	Giorgio MAGGI	SUI	Tonykart	Blacky Racing	11	9:42.406	5.919	51.551	10	89,038	17
18	230	Charlie TURNER	GBR	CRG	Coles Racing	11	9:42.595	6.108	51.481	9	89,159	18
19	280	Brandon NILSSON	SWE	Exprit	Brandon Racing	11	9:43.215	6.728	51.610	7	88,936	19
20	301	Jonathan JOHANSSON	SWE	Gillard	PDB Racing Team	11	9:44.204	7.717	51.796	10	88,617	20
21	279	Juuso KAUKELIN	FIN	Tonykart	JTL Racing	11	9:47.351	10.864	52.193	5	87,943	21
22	262	Alex ENGBLOM	SWE	Tonykart	Soda Kart	11	9:50.324	13.837	51.976	8	88,310	22
23	257	Ebba GRANDIN	SWE	Kosmic	Soda Kart	11	9:52.331	15.844	51.892	8	88,453	23
24	284	Oliver MYERS	GBR	Tonykart	Coles Racing	9	8:06.328	2 Laps	52.766	3	86,988	24
25	258	Mikkel JOHNSEN	DEN	Intrepid	DMT Racing	7	6:22.871	4 Laps	52.413	3	87,574	25
26	218	Nicolai NIELSEN	DEN	TBA	Star Karting	1	56.314	10 Laps	55.285	1	83,024	26
27	242	Miroslav KOVAR	CZE	MS Kart	MS Kart Racing Team	1	1:19.321	10 Laps	1:17.415	1	59,291	27
28	293	Sandor JAKAB	SVK	Birel	Kalman Motorsport		0.533	11 Laps		0	-	28
29	283	Marco FORRER	SUI	Mach 1	Kartteam Meier		2.882	11 Laps		0	-	29

## Announcements

These results are provisional until the conclusion of any judicial and technical matters  
 Started: 29      Classified: 29      Not classified: 0

Margin of Victory	Ø km/h	Best Lap Tm	km/h	Best Lap by
0.029	87,582	51.443	89,225	225 - Jeremie LESOUDIER

Timekeeping Ingrid and Meik Wagner:  Clerk of the course Nigel Edwards: [www.mylaps.com](http://www.mylaps.com)  
 Steward (Chairman) Horst Seidel: Chief Scrutineer Paul Klaassen: Licensed to: Motorsport Events  
 Printed: 12.05.2012 16:13:13      posted at: h



# Rotax Euro Challenge 2012 Wackersdorf

Rotax Seniors

Wackersdorf 1,275 Km

RACE 16 Qualifying Heat10 B-D

12.05.2012 16:00

Race (11 Laps) started at 16:02:16

Lap	Time of Day	Lap Tm	S1 Tm	S2 Tm	S3 Tm	Lap	Time of Day	Lap Tm	S1 Tm	S2 Tm	S3 Tm
<b>(294) Makino TADASUKE</b>						7	16:08:26.703	52.480	19.251	16.763	16.466
1	16:03:11.051	54.176	20.302	17.202	16.672	8	16:09:18.529	51.826	18.603	16.733	16.490
2	16:04:04.474	53.423	19.526	16.960	16.937	9	16:10:10.119	<b>51.590</b>	<b>18.585</b>	<b>16.613</b>	<b>16.392</b>
3	16:04:57.227	52.753	18.812	16.851	17.090	10	16:11:01.834	51.715	18.612	16.706	16.397
4	16:05:49.171	51.944	18.770	16.659	16.515	11	16:11:54.173	52.339	18.739	16.865	16.735
5	16:06:41.254	52.083	18.617	16.804	16.662	<b>(222) Pierce LEHANE</b>					
6	16:07:33.002	51.748	18.729	<b>16.653</b>	<b>16.366</b>	1	16:03:11.511	54.516	20.766	17.147	16.603
7	16:08:25.104	52.102	18.823	16.818	16.461	2	16:04:04.666	53.155	19.325	16.931	16.899
8	16:09:17.397	52.293	19.201	16.666	16.426	3	16:04:57.637	52.971	19.173	16.759	17.039
9	16:10:08.986	<b>51.589</b>	<b>17.998</b>	17.163	16.428	4	16:05:49.841	52.204	19.086	16.681	16.437
10	16:11:00.771	51.785	18.089	17.181	16.515	5	16:06:41.504	<b>51.663</b>	<b>18.465</b>	16.743	16.455
11	16:11:53.362	52.591	19.071	16.747	16.773	6	16:07:33.798	52.294	19.083	16.695	16.516
<b>(203) Edward BRAND</b>						7	16:08:26.497	52.699	19.280	16.731	16.688
1	16:03:11.382	54.347	20.515	17.211	16.621	8	16:09:18.636	52.139	18.701	16.713	16.725
2	16:04:04.353	52.971	19.032	17.003	16.936	9	16:10:10.416	51.780	18.780	<b>16.620</b>	<b>16.380</b>
3	16:04:56.629	52.276	18.764	16.820	16.692	10	16:11:02.454	52.038	18.820	16.656	16.562
4	16:05:48.599	51.970	18.618	16.734	16.618	11	16:11:54.448	51.994	18.771	16.777	16.446
5	16:06:41.136	52.537	18.682	16.831	17.024	<b>(236) Andy KING</b>					
6	16:07:32.901	51.765	<b>18.604</b>	16.717	<b>16.444</b>	1	16:03:11.804	54.732	21.001	17.205	16.526
7	16:08:24.900	51.999	18.790	16.685	16.524	2	16:04:04.860	53.056	19.378	16.920	16.758
8	16:09:16.844	51.944	18.768	16.694	16.482	3	16:04:57.499	52.639	19.097	16.823	16.719
9	16:10:08.601	<b>51.757</b>	18.618	<b>16.682</b>	16.457	4	16:05:49.398	51.899	18.744	16.697	16.458
10	16:11:00.630	52.029	18.701	16.802	16.526	5	16:06:41.338	51.940	18.586	16.777	16.577
11	16:11:53.391	52.761	19.031	16.843	16.887	6	16:07:33.699	52.361	19.091	16.715	16.555
<b>(234) Ash HAND</b>						7	16:08:25.646	51.947	18.721	<b>16.675</b>	16.551
1	16:03:13.713	56.479	22.594	17.281	16.604	8	16:09:17.890	52.244	18.785	16.753	16.706
2	16:04:06.081	52.368	18.910	16.936	16.522	9	16:10:09.634	<b>51.744</b>	<b>18.509</b>	16.689	16.546
3	16:04:58.371	52.290	18.875	16.788	16.627	10	16:11:02.538	52.904	19.318	16.688	16.898
4	16:05:50.731	52.360	19.081	16.693	16.586	11	16:11:54.590	52.052	18.769	16.863	<b>16.420</b>
5	16:06:42.592	51.861	18.739	16.704	16.418	<b>(217) Glen VAN DROOGENBROECK</b>					
6	16:07:34.127	51.535	18.538	<b>16.611</b>	<b>16.386</b>	1	16:03:12.209	54.889	21.135	17.193	16.561
7	16:08:26.024	51.897	18.823	16.656	16.418	2	16:04:04.999	52.790	19.139	17.008	16.643
8	16:09:17.782	51.758	18.648	16.687	16.423	3	16:04:58.103	53.104	19.106	16.951	17.047
9	16:10:09.282	<b>51.500</b>	<b>18.402</b>	16.652	16.446	4	16:05:50.925	52.822	18.963	16.745	17.114
10	16:11:01.045	51.763	18.485	16.802	16.476	5	16:06:43.139	52.214	19.033	16.749	16.432
11	16:11:53.462	52.417	19.001	16.869	16.547	6	16:07:34.721	51.582	<b>18.433</b>	16.715	16.434
<b>(207) Ferenc KANCSAR</b>						7	16:08:27.424	52.703	18.513	17.183	17.007
1	16:03:13.826	56.209	22.657	17.069	16.483	8	16:09:18.968	<b>51.544</b>	18.492	<b>16.696</b>	<b>16.356</b>
2	16:04:05.818	51.992	18.520	16.802	16.670	9	16:10:11.610	52.642	18.915	17.173	16.554
3	16:04:58.297	52.479	18.575	16.792	17.112	10	16:11:03.919	52.309	18.642	16.786	16.881
4	16:05:50.799	52.502	18.914	16.734	16.854	11	16:11:56.774	52.855	19.355	16.898	16.602
5	16:06:42.799	52.000	18.810	16.726	16.464	<b>(278) Barrie PULLINGER</b>					
6	16:07:34.393	<b>51.594</b>	18.522	16.678	16.394	1	16:03:14.600	56.963	23.297	17.054	16.612
7	16:08:26.426	52.033	18.824	16.753	16.456	2	16:04:06.550	51.950	18.622	16.831	16.497
8	16:09:18.080	51.654	<b>18.452</b>	<b>16.623</b>	16.579	3	16:04:59.159	52.609	18.756	17.200	16.653
9	16:10:09.821	51.741	18.491	16.659	16.591	4	16:05:51.110	51.951	18.676	16.731	16.544
10	16:11:01.646	51.825	18.726	16.725	<b>16.374</b>	5	16:06:43.542	52.432	19.153	16.751	16.528
11	16:11:53.624	51.978	18.585	16.841	16.552	6	16:07:35.171	<b>51.629</b>	<b>18.505</b>	16.721	<b>16.403</b>
<b>(211) Shaun SLAVIN</b>						7	16:08:27.164	51.993	18.629	16.799	16.565
1	16:03:11.173	54.219	20.392	17.264	16.563	8	16:09:18.844	51.680	18.512	<b>16.705</b>	16.463
2	16:04:03.971	52.798	19.070	16.937	16.791	9	16:10:11.842	52.998	19.196	16.868	16.934
3	16:04:56.740	52.769	18.983	17.099	16.687	10	16:11:03.800	51.958	18.625	16.745	16.588
4	16:05:49.047	52.307	18.708	16.757	16.842	11	16:11:56.800	53.000	19.344	16.865	16.791
5	16:06:40.993	51.946	18.610	16.788	16.548	<b>(238) Alexandre FINKELSTEIN</b>					
6	16:07:32.816	51.823	18.561	16.742	16.520	1	16:03:16.371	58.030	24.039	17.469	16.522
7	16:08:25.339	52.523	18.731	17.241	16.551	2	16:04:08.292	51.921	18.622	16.818	16.481
8	16:09:17.291	51.952	18.713	16.718	16.521	3	16:05:00.151	51.859	18.618	16.717	16.524
9	16:10:09.404	52.113	<b>18.422</b>	17.004	16.687	4	16:05:52.847	52.696	18.608	16.829	17.259
10	16:11:01.136	<b>51.732</b>	18.567	<b>16.710</b>	<b>16.455</b>	5	16:06:45.480	52.633	19.084	16.841	16.708
11	16:11:54.118	52.982	19.357	16.843	16.782	6	16:07:37.923	52.443	19.224	16.787	16.432
<b>(290) Ukyo SASAHARA</b>						7	16:08:30.307	52.384	19.224	16.727	16.433
1	16:03:11.675	54.490	20.723	17.162	16.605	8	16:09:21.931	51.624	18.556	<b>16.663</b>	16.405
2	16:04:04.590	52.915	19.308	16.937	16.670	9	16:10:13.927	51.996	18.671	16.785	16.540
3	16:04:57.137	52.547	18.929	16.782	16.836	10	16:11:05.443	<b>51.516</b>	<b>18.361</b>	16.690	16.465
4	16:05:48.867	51.730	18.649	16.629	16.452	11	16:11:57.131	51.688	18.616	16.682	<b>16.390</b>
5	16:06:40.775	51.908	18.600	16.769	16.539	<b>(227) Matija JURKOVIC</b>					
6	16:07:34.223	53.448	19.884	16.949	16.615	1	16:03:15.995	57.408	23.567	17.140	16.701



# Rotax Euro Challenge 2012 Wackersdorf

Rotax Seniors

Wackersdorf 1,275 Km

RACE 16 Qualifying Heat10 B-D

12.05.2012 16:00

Race (11 Laps) started at 16:02:16

Lap	Time of Day	Lap Tm	S1 Tm	S2 Tm	S3 Tm	Lap	Time of Day	Lap Tm	S1 Tm	S2 Tm	S3 Tm
2	16:04:08.447	52.452	18.748	16.886	16.818	10	16:11:07.335	<b>51.551</b>	<b>18.479</b>	16.705	<b>16.367</b>
3	16:05:00.589	52.142	18.728	16.849	16.565	11	16:11:59.281	51.946	18.566	16.740	16.640
4	16:05:52.748	52.159	18.608	16.713	16.838	<b>(230) Charlie TURNER</b>					
5	16:06:45.182	52.434	18.704	16.901	16.829	1	16:03:18.767	59.087	24.070	17.766	17.251
6	16:07:37.441	52.259	18.809	16.774	16.676	2	16:04:11.909	53.142	19.497	17.097	16.548
7	16:08:29.454	52.013	18.696	16.797	16.520	3	16:05:04.269	52.360	18.900	16.864	16.596
8	16:09:21.665	52.211	19.107	16.692	16.412	4	16:05:56.336	52.067	18.776	16.766	16.525
9	16:10:13.461	51.796	<b>18.584</b>	16.723	16.489	5	16:06:48.621	52.285	18.716	16.864	16.705
10	16:11:05.711	52.250	18.585	17.095	16.570	6	16:07:41.091	52.470	19.268	16.701	16.501
11	16:11:57.413	<b>51.702</b>	18.696	<b>16.675</b>	<b>16.331</b>	7	16:08:32.791	51.700	18.587	16.664	16.449
<b>(263) Henry EASTHOPE</b>						8	16:09:24.471	51.680	18.563	16.692	16.425
1	16:03:17.826	58.415	23.641	17.748	17.026	9	16:10:15.952	<b>51.481</b>	<b>18.485</b>	<b>16.611</b>	16.385
2	16:04:10.522	52.696	19.316	16.885	16.495	10	16:11:07.596	51.644	18.495	16.824	<b>16.325</b>
3	16:05:02.341	51.819	18.614	16.735	16.470	11	16:11:59.470	51.874	18.600	16.645	16.629
4	16:05:55.005	52.664	19.374	16.715	16.575	<b>(280) Brandon NILSSON</b>					
5	16:06:47.702	52.697	19.325	16.830	16.542	1	16:03:17.939	58.915	24.135	17.764	17.016
6	16:07:39.462	51.760	18.598	16.729	16.433	2	16:04:10.865	52.926	19.233	17.157	16.536
7	16:08:31.356	51.894	18.641	16.608	16.645	3	16:05:02.884	52.019	18.588	16.778	16.653
8	16:09:22.804	<b>51.448</b>	18.513	<b>16.598</b>	<b>16.337</b>	4	16:05:55.330	52.446	19.001	16.906	16.539
9	16:10:14.406	51.602	18.476	16.657	16.469	5	16:06:48.338	53.008	18.577	17.590	16.841
10	16:11:06.344	51.938	<b>18.469</b>	16.853	16.616	6	16:07:41.501	53.163	19.734	16.959	16.470
11	16:11:58.451	52.107	18.676	16.927	16.504	7	16:08:33.111	<b>51.610</b>	<b>18.402</b>	16.796	<b>16.412</b>
<b>(245) Hubert PETIT</b>						8	16:09:24.867	51.756	18.577	16.738	16.441
1	16:03:15.050	55.932	22.378	17.044	16.510	9	16:10:16.665	51.798	18.505	16.804	16.489
2	16:04:06.919	51.869	<b>18.623</b>	16.784	16.462	10	16:11:08.368	51.703	18.506	16.777	16.420
3	16:04:59.626	52.707	18.677	17.175	16.855	11	16:12:00.090	51.722	18.561	<b>16.736</b>	16.425
4	16:05:52.331	52.705	19.008	16.784	16.913	<b>(301) Jonathan JOHANSSON</b>					
5	16:06:45.254	52.923	19.334	16.791	16.798	1	16:03:19.849	1:02.701	28.214	17.244	17.243
6	16:07:37.522	52.268	19.086	16.691	16.491	2	16:04:12.274	52.425	19.049	16.847	16.529
7	16:08:29.527	52.005	18.893	16.693	16.419	3	16:05:04.812	52.538	18.874	17.044	16.620
8	16:09:21.440	51.913	18.872	<b>16.605</b>	16.436	4	16:05:56.690	51.878	18.724	16.703	16.451
9	16:10:14.103	52.663	19.023	16.822	16.818	5	16:06:49.049	52.359	18.619	16.920	16.820
10	16:11:05.865	<b>51.762</b>	18.649	16.709	<b>16.404</b>	6	16:07:41.757	52.708	19.307	16.913	16.488
11	16:11:58.929	53.064	19.023	17.172	16.869	7	16:08:33.619	51.862	18.564	16.818	16.480
<b>(219) Andreas BACKMAN</b>						8	16:09:25.503	51.884	18.648	16.794	<b>16.442</b>
1	16:03:13.393	56.135	22.384	17.219	16.532	9	16:10:17.366	51.863	<b>18.552</b>	16.838	16.473
2	16:04:05.670	52.277	18.678	16.860	16.739	10	16:11:09.162	<b>51.796</b>	18.562	<b>16.686</b>	16.548
3	16:04:59.769	54.099	19.607	17.653	16.839	11	16:12:01.079	51.917	18.674	16.771	16.472
4	16:05:52.558	52.789	18.712	17.280	16.797	<b>(279) Juuso KAUKELIN</b>					
5	16:06:45.310	52.752	18.726	17.327	16.699	1	16:03:18.879	59.618	24.676	17.907	17.035
6	16:07:37.741	52.431	19.233	16.767	<b>16.431</b>	2	16:04:11.772	52.893	19.223	17.068	16.602
7	16:08:30.882	53.141	19.651	16.999	16.491	3	16:05:05.085	53.313	19.247	17.319	16.747
8	16:09:22.525	<b>51.643</b>	18.462	<b>16.749</b>	16.432	4	16:05:57.291	52.206	18.776	<b>16.845</b>	16.585
9	16:10:14.621	52.096	<b>18.423</b>	16.794	16.879	5	16:06:49.484	<b>52.193</b>	18.786	16.892	<b>16.515</b>
10	16:11:06.450	51.829	18.442	16.868	16.519	6	16:07:42.630	53.146	19.350	16.895	16.901
11	16:11:59.002	52.552	18.738	17.029	16.785	7	16:08:35.121	52.491	18.998	16.929	16.564
<b>(225) Jeremie LESOUDIER</b>						8	16:09:27.349	52.228	18.820	16.857	16.551
1	16:03:16.738	58.423	24.196	17.536	16.691	9	16:10:19.549	52.200	18.681	16.954	16.565
2	16:04:09.229	52.491	18.777	16.828	16.886	10	16:11:11.774	52.225	<b>18.675</b>	16.963	16.587
3	16:05:01.169	51.940	18.555	16.785	16.600	11	16:12:04.226	52.452	18.924	16.946	16.582
4	16:05:53.002	51.833	18.512	16.783	16.538	<b>(262) Alex ENGBLOM</b>					
5	16:06:45.631	52.629	19.202	16.803	16.624	1	16:03:16.976	58.278	23.963	17.590	16.725
6	16:07:38.143	52.512	19.317	16.764	16.431	2	16:04:09.422	52.446	18.808	16.985	16.653
7	16:08:31.508	53.365	19.394	17.067	16.904	3	16:05:01.995	52.573	18.808	16.965	16.800
8	16:09:23.371	51.863	18.730	16.700	16.433	4	16:05:59.133	57.138	23.547	17.022	16.569
9	16:10:14.814	<b>51.443</b>	<b>18.424</b>	<b>16.651</b>	<b>16.368</b>	5	16:06:51.381	52.248	18.806	16.798	16.644
10	16:11:06.533	51.719	18.448	16.869	16.402	6	16:07:43.551	52.170	18.826	16.827	16.517
11	16:11:59.101	52.568	18.899	16.944	16.725	7	16:08:36.008	52.457	18.860	16.974	16.623
<b>(303) Giorgio MAGGI</b>						8	16:09:27.984	<b>51.976</b>	<b>18.674</b>	<b>16.765</b>	16.537
1	16:03:18.030	59.948	25.173	17.929	16.846	9	16:10:20.164	52.180	18.749	16.792	16.639
2	16:04:11.202	53.172	19.444	17.169	16.559	10	16:11:12.208	52.044	18.783	16.778	<b>16.483</b>
3	16:05:03.086	51.884	18.496	16.867	16.521	11	16:12:07.199	54.991	18.888	16.926	19.177
4	16:05:55.517	52.431	19.048	16.852	16.531	<b>(257) Ebba GRANDIN</b>					
5	16:06:48.392	52.875	19.110	17.048	16.717	1	16:03:27.103	1:08.129	25.187	17.963	24.979
6	16:07:40.677	52.285	19.077	16.745	16.463	2	16:04:20.558	53.455	19.487	17.244	16.724
7	16:08:32.510	51.833	18.619	16.792	16.422	3	16:05:12.745	52.187	18.815	16.834	16.538
8	16:09:24.141	51.631	18.524	<b>16.697</b>	16.410	4	16:06:04.916	52.171	18.741	16.866	16.564
9	16:10:15.784	51.643	18.536	16.700	16.407						



# Rotax Euro Challenge 2012 Wackersdorf

Rotax Seniors

Wackersdorf 1,275 Km

RACE 16 Qualifying Heat10 B-D

12.05.2012 16:00

Race (11 Laps) started at 16:02:16

Lap	Time of Day	Lap Tm	S1 Tm	S2 Tm	S3 Tm
5	16:06:56.843	51.927	18.615	16.829	16.483
6	16:07:49.337	52.494	18.775	17.006	16.713
7	16:08:41.448	52.111	18.697	16.913	16.501
8	16:09:33.340	<b>51.892</b>	<b>18.580</b>	16.790	16.522
9	16:10:25.249	51.909	18.670	<b>16.761</b>	16.478
10	16:11:17.181	51.932	18.669	16.786	<b>16.477</b>
11	16:12:09.206	52.025	18.715	16.806	16.504

**(284) Oliver MYERS**

1	16:03:16.085	58.050	23.878	17.199	16.973
2	16:04:09.309	53.224	19.142	16.929	17.153
3	16:05:02.075	<b>52.766</b>	<b>18.783</b>	16.937	17.046
4	16:05:55.074	52.999	19.138	<b>16.868</b>	16.993
5	16:06:48.450	53.376	19.102	17.148	17.126
6	16:07:42.764	54.314	20.623	16.907	<b>16.784</b>
7	16:08:36.349	53.585	19.521	16.918	17.146
8	16:09:29.151	52.802	18.925	17.073	16.804
9	16:10:23.203	54.052	18.990	16.918	18.144

**(258) Mikkel JOHNSEN**

1	16:03:17.316	59.132	24.712	17.674	16.746
2	16:04:09.852	52.536	18.838	17.036	16.662
3	16:05:02.265	<b>52.413</b>	<b>18.798</b>	<b>16.925</b>	16.690
4	16:05:55.943	53.678	20.108	16.956	<b>16.614</b>
5	16:06:49.312	53.369	18.940	17.188	17.241
6	16:07:42.556	53.244	19.272	16.966	17.006
7	16:08:39.746	57.190	19.785	18.338	19.067

**(218) Nicolai NIELSEN**

1	16:03:13.189	<b>55.285</b>	21.489	17.185	<b>16.611</b>
---	--------------	---------------	--------	--------	---------------

**(242) Miroslav KOVAR**

1	16:03:36.196	<b>1:17.415</b>	<b>25.541</b>	<b>17.916</b>	<b>33.958</b>
---	--------------	-----------------	---------------	---------------	---------------



# Rotax Euro Challenge 2012

## Rotax Max Seniors

## -Official Result-

## Wackersdorf / Germany

### Ranking after Heats

Pos.	No.	Firstname	Lastname	Nat.	Chassis	Race Team	QP	Points	Diff.	A-B	C-D	A-E	B-C	D-E	A-C	B-E	A-D	C-E	B-D
1	203	Edward	BRAND	GBR	Formula K	Formula K Europe	14	9		--	4	--	--	0	--	--	3	--	2
2	222	Pierce	LEHANE	AUS	Alonso	Dan Holland Racing	2	11	-2	4	--	--	0	--	--	0	--	--	7
3	299	Philip	MORIN	SWE	Alonso	Dan Holland Racing	16	13	-4	3	--	3	--	--	3	--	4	--	--
4	208	Charlie	EASTWOOD	IRL	Formula K	Protrain Racing	1	14	-5	2	--	8	--	--	2	--	2	--	--
5	236	Andy	KING	GBR	Tonykart	Strawberry Racing	7	20	-11	7	--	--	3	--	--	2	--	--	8
6	260	Bas	de LAAT	NED	Gillard	PDB Racing Team	8	20	-11	--	5	--	5	--	7	--	--	3	--
7	212	Jiri	FORMAN	GBR	MS Kart	MS Kart Racing Team	10	20	-11	--	--	4	--	6	--	6	--	4	--
8	254	Harrison	SCOTT	GBR	Tonykart	Strawberry Racing	6	26	-17	0	--	26	--	--	0	--	0	--	--
9	232	James	SINGLETON	GBR	CRG	Coles Racing	26	29	-20	10	--	2	--	--	6	--	11	--	--
10	224	Aavo	TALVAR	EST	Intrepid	Talvar Racing	28	33	-24	--	12	--	9	--	5	--	--	7	--
11	294	Makino	TADASUKE	JPN	Birel	Kalman Motorsport	4	34	-25	--	3	--	--	3	--	--	28	--	0
12	269	John	FRIBERG	SWE	Tonykart	Soda Kart	18	34	-25	--	0	--	4	--	28	--	--	2	--
13	205	Sean	BABINGTON	GBR	Alonso	Dan Holland Racing	3	35	-26	--	2	--	6	--	27	--	--	0	--
14	213	Thomas	BENISRI	FRA	Sodikart	Win Max	15	35	-26	--	--	14	--	10	--	5	--	6	--
15	278	Barrie	PULLINGER	GBR	Alonso	Dan Holland Racing	29	35	-26	--	8	--	--	12	--	--	5	--	10
16	214	Michael	COOL	BEL	Tonykart	Bouvin Power	5	36	-27	--	--	11	--	7	--	7	--	11	--
17	234	Ash	HAND	GBR	Tonykart	Strawberry Racing	17	36	-27	28	--	--	2	--	--	3	--	--	3
18	250	Ludvig	MORIN	SWE	Kosmic	Paul Carr Racing	25	36	-27	--	--	22	--	5	--	4	--	5	--
19	217	Glen	VAN DROOGENBF	BEL	Tonykart	Bouvin Power	22	38	-29	6	--	--	10	--	--	13	--	--	9
20	207	Ferenc	KANCSAR	AUT	Birel	Kalman Motorsport	32	38	-29	15	--	--	8	--	--	11	--	--	4
21	238	Alexandre	FINKELSTEIN	FRA	Tonykart	MD Competition	44	38	-29	--	9	--	--	9	--	--	9	--	11
22	211	Shaun	SLAVIN	GBR	Formula K	Formula K Europe	9	40	-31	--	6	--	--	2	--	--	27	--	5
23	216	Bryan	EERDEN	NED	Gillard	PDB Racing Team	13	44	-35	--	13	--	7	--	15	--	--	9	--
24	223	Jacob	NIELSEN	DEN	Kosmic	Star Karting	45	44	-35	--	--	7	--	13	--	12	--	12	--
25	221	Jesse	LAZARE	CAN	Formula K	Chapman Racing/Protrain	11	46	-37	5	--	13	--	--	4	--	24	--	--
26	290	Ukyo	SASAHARA	JPN	DR	VPDR	19	46	-37	--	7	--	--	4	--	--	29	--	6
27	263	Henry	EASTHOPE	GBR	Sodikart	Sodikart Junior Team	64	47	-38	--	10	--	--	17	--	--	7	--	13
28	268	Francisco	MORA	POR	FA	Cabo do Mundo Karttear	36	50	-41	12	--	5	--	--	8	--	25	--	--

### Position 1 -28 qualified for Prefinal

29	296	Josh	HART	NZL	Birel	Kalman Motorsport	20	52	-43	--	--	27	--	8	--	9	--	8	--
30	261	Stephane	KOX	NED	Formula K	Formula K Europe	23	52	-43	--	18	--	13	--	11	--	--	10	--
31	218	Nicolai	NIELSEN	DEN	TBA	Star Karting	34	56	-47	--	11	--	--	11	--	--	8	--	26
32	259	Nicolas	PICOT	FRA	Sodikart	Kart Pro Racing	38	56	-47	--	14	--	15	--	12	--	--	15	--
33	240	Petr	BEZEL	CZE	MS Kart	MS Kart Racing Team	21	59	-50	8	--	0	--	--	29	--	22	--	--
34	272	Jules	COUSIN	FRA	FA Kart	DSS Kart	43	60	-51	--	21	--	11	--	14	--	--	14	--
35	220	Mathias	SMITH	DEN	Kosmic	Star Karting	46	60	-51	9	--	25	--	--	20	--	6	--	--
36	255	Moritz	OBERHEIM	GER	LH Kart	Matis Motorsport	70	60	-51	--	--	10	--	20	--	17	--	13	--
37	286	Lukasz	BARTOSZUK	POL	Praga	Uniq Racing	61	63	-54	23	--	9	--	--	18	--	13	--	--
38	271	Christophe	FRIEDRICH	GER	Praga	M-Tec/Praga Racing	35	64	-55	--	--	12	--	16	--	19	--	17	--
39	270	Santeri	VARIS	FIN	Tonykart	JTL Racing	33	65	-56	--	15	--	24	--	10	--	--	16	--
40	280	Brandon	NILSSON	SWE	Exprit	Brandon Racing	54	66	-57	--	16	--	--	19	--	--	12	--	19
41	266	Petr	FULIN	CZE	MS Kart	MS Kart Racing Team	40	67	-58	--	--	17	--	14	--	18	--	18	--
42	227	Matija	JURKOVIC	SLO	Formula K	MLM Racing KK	52	68	-59	16	--	--	25	--	--	15	--	--	12
43	243	Glenn	VAN PARIJS	BEL	Zanardi	Raw Racing Team	66	69	-60	21	--	6	--	--	25	--	17	--	--
44	293	Sandor	JAKAB	SVK	Birel	Kalman Motorsport	27	70	-61	11	--	--	21	--	--	10	--	--	28
45	246	Sabedin Be	TURKER	TUR	Formula K	Protrain Racing	31	70	-61	13	--	23	--	--	13	--	21	--	--

-----  
 These results are provisional until the conclusion of any judicial and technical matters  
 -----

Clerk of the course Nigel Edwards:

Stewards (Chairman) Horst Seidel:

Timekeeping Ingrid/Meik Wagner:

Scrutineer Paul Klaassen:



Rotax Euro Challenge 2012

Rotax Max Seniors

Wackersdorf / Germany

-Official Result-

Ranking after Heats

Pos.	No.	Firstname	Lastname	Nat.	Chassis	Race Team	QP	Points	Diff.	A-B	C-D	A-E	B-C	D-E	A-C	B-E	A-D	C-E	B-D
46	230	Charlie	TURNER	GBR	CRG	Coles Racing	72	70	-61	14	--	--	14	--	--	24	--	--	18
47	301	Jonathan	JOHANSSON	SWE	Gillard	PDB Racing Team	12	71	-62	27	--	--	16	--	--	8	--	--	20
48	303	Giorgio	MAGGI	SUI	Tonykart	Blacky Racing	39	72	-63	--	25	--	--	15	--	--	15	--	17
49	258	Mikkel	JOHNSEN	DEN	Intrepid	DMT Racing	42	73	-64	17	--	--	17	--	--	14	--	--	25
50	219	Andreas	BACKMAN	SWE	Tonykart	Strawberry Racing	24	74	-65	--	20	--	--	23	--	--	16	--	15
51	262	Alex	ENGBLOM	SWE	Tonykart	Soda Kart	49	74	-65	--	17	--	--	21	--	--	14	--	22
52	233	Manon	CHAVAGNE	NED	Topkart	Slangen Karting	56	74	-65	22	--	18	--	--	24	--	10	--	--
53	225	Jeremie	LESOUDIER	FRA	Kosmic	PKS	47	78	-69	25	--	--	12	--	--	25	--	--	16
54	245	Hubert	PETIT	FRA	Sodikart	Sodikart Junior Team	67	78	-69	19	--	--	22	--	--	23	--	--	14
55	226	Erik	STILLMANN	SWE	Sodikart	Wallberg Motorsport	50	80	-71	--	--	20	--	18	--	22	--	20	--
56	300	Joel	AFFOLTER	NED	Gillard	PDB Racing Team	51	80	-71	20	--	31	--	--	9	--	20	--	--
57	237	Sten Doriar	PIIRIMAGI	EST	Tonykart	Aix Racing Team	48	82	-73	--	19	--	19	--	17	--	--	27	--
58	248	Artem	KOROLEV	CAN	Intrepid	Team TKP	71	85	-76	26	--	21	--	--	19	--	19	--	--
59	284	Oliver	MYERS	GBR	Tonykart	Coles Racing	37	86	-77	18	--	--	23	--	--	21	--	--	24
60	279	Juuso	KAUKELIN	FIN	Tonykart	JTL Racing	59	88	-79	--	23	--	--	26	--	--	18	--	21
61	252	Juuso	PYKALAINEN	FIN	Tonykart	MPT Racing	41	89	-80	32	--	15	--	--	16	--	26	--	--
62	267	Max	RENBERG	SWE	Tonykart	Soda Kart	55	90	-81	--	--	16	--	25	--	26	--	23	--
Position 29-62 qualified for Second Chance Heat // From position 63 qualified for Consolation Race																			
63	304	Oliver	NORRIS	GBR	Tonykart	RL Racing Dept Ltd	30	93	-84	--	--	19	--	24	--	31	--	19	--
64	244	Eva	BENES	FRA	Kosmic	PKS	63	93	-84	--	27	--	18	--	23	--	--	25	--
65	241	Pierre	AUVRAY	FRA	FA Kart	DSS Kart	53	96	-87	--	22	--	27	--	21	--	--	26	--
66	257	Ebba	GRANDIN	SWE	Kosmic	Soda Kart	62	97	-88	29	--	--	29	--	--	16	--	--	23
67	302	Kevin	MINIER	FRA	Tonykart	MD Competition	60	98	-89	--	--	24	--	22	--	28	--	24	--
68	288	Cecile	MARTINI	FRA	Sodikart	Martini Racing	65	98	-89	--	--	28	--	28	--	20	--	22	--
69	306	Kevin	KEMMLING	GER	Formula K	Kartschmie.de	58	99	-90	--	28	--	28	--	22	--	--	21	--
70	275	Benjamin	KARLOG	DEN	Tonykart	RS Competition	68	100	-91	--	26	--	20	--	26	--	--	28	--
71	283	Marco	FORRER	SUI	Mach 1	Kartteam Meier	69	103	-94	--	24	--	--	27	--	--	23	--	29
72	242	Miroslav	KOVAR	CZE	MS Kart	MS Kart Racing Team	57	104	-95	24	--	--	26	--	--	27	--	--	27

----- These results are provisional until the conclusion of any judicial and technical matters -----

Clerk of the course Nigel Edwards:

Stewards (Chairman) Horst Seidel:

Timekeeping Ingrid/Meik Wagner:

Scrutineer Paul Klaassen:

Printed: 12.05.2012 18:57

Posted at: h

Rotax Euro Challenge 2012  
 Class: Rotax Max Seniors  
 Date/Time: 13.05.2012 10:00

Track: Wackersdorf / Germany  
 Heat: Second Chance Heat  
 Laps: 11

Edition 1

Juuso PYKALAINEN	<b>252</b>	Points 89 Quali Rank 41
	33	
Oliver MYERS	<b>284</b>	Points 86 Quali Rank 37
	31	
Sten Dorian PIIRIMAGI	<b>237</b>	Points 82 Quali Rank 48
	29	
Erik STILLMANN	<b>226</b>	Points 80 Quali Rank 50
	27	
Jeremie LESOUDIER	<b>225</b>	Points 78 Quali Rank 47
	25	
Alex ENGBLOM	<b>262</b>	Points 74 Quali Rank 49
	23	
Mikkel JOHNSEN	<b>258</b>	Points 73 Quali Rank 42
	21	
Jonathan JOHANSSON	<b>301</b>	Points 71 Quali Rank 12
	19	
Sabedin Berat TURKER	<b>246</b>	Points 70 Quali Rank 31
	17	
Glenn VAN PARIJS	<b>243</b>	Points 69 Quali Rank 66
	15	
Petr FULIN	<b>266</b>	Points 67 Quali Rank 40
	13	
Santeri VARIS	<b>270</b>	Points 65 Quali Rank 33
	11	
Lukasz BARTOSZUK	<b>286</b>	Points 63 Quali Rank 61
	9	
Mathias SMITH	<b>220</b>	Points 60 Quali Rank 46
	7	
Petr BEZEL	<b>240</b>	Points 59 Quali Rank 21
	5	
Nicolai NIELSEN	<b>218</b>	Points 56 Quali Rank 34
	3	
Josh HART	<b>296</b>	Points 52 Quali Rank 20
	1	

17	Max RENBERG	<b>267</b>	Points 90 Quali Rank 55
		34	
16	Juuso KAUKELIN	<b>279</b>	Points 88 Quali Rank 59
		32	
15	Artem KOROLEV	<b>248</b>	Points 85 Quali Rank 71
		30	
14	Joel AFFOLTER	<b>300</b>	Points 80 Quali Rank 51
		28	
13	Hubert PETIT	<b>245</b>	Points 78 Quali Rank 67
		26	
12	Manon CHAVAGNE	<b>233</b>	Points 74 Quali Rank 56
		24	
11	Andreas BACKMAN	<b>219</b>	Points 74 Quali Rank 24
		22	
10	Giorgio MAGGI	<b>303</b>	Points 72 Quali Rank 39
		20	
9	Charlie TURNER	<b>230</b>	Points 70 Quali Rank 72
		18	
8	Sandor JAKAB	<b>293</b>	Points 70 Quali Rank 27
		16	
7	Matija JURKOVIC	<b>227</b>	Points 68 Quali Rank 52
		14	
6	Brandon NILSSON	<b>280</b>	Points 66 Quali Rank 54
		12	
5	Christopher FRIEDRICH	<b>271</b>	Points 64 Quali Rank 35
		10	
4	Moritz OBERHEIM	<b>255</b>	Points 60 Quali Rank 70
		8	
3	Jules COUSIN	<b>272</b>	Points 60 Quali Rank 43
		6	
2	Nicolas PICOT	<b>259</b>	Points 56 Quali Rank 38
		4	
1	Stephane KOX	<b>261</b>	Points 52 Quali Rank 23
		2	

Pole Position

Clerk of the course Nigel Edwards:  
 Stewards (Chairman) Horst Seidel:

Scrutineer Paul Klaassen:  
 Timekeeping Ingrid/Meik Wagner:



Rotax Euro Challenge 2012  
 Class: Rotax Max Seniors  
 Date/Time: 13.05.2012 10:40

Track: Wackersdorf / Germany  
 Heat: Consolation Race  
 Laps: 11

Edition 1

	Points	Quali Rank x
	27	
	25	
	23	
	21	
	19	
	17	
	15	
	13	
	11	
Marco FORRER	<b>283</b>	Points 103 Quali Rank 69
Kevin KEMMLING	<b>306</b>	Points 99 Quali Rank 58
Kevin MINIER	<b>302</b>	Points 98 Quali Rank 60
Pierre AUVRAY	<b>241</b>	Points 96 Quali Rank 53
Oliver NORRIS	<b>304</b>	Points 93 Quali Rank 30

	Points	Quali Rank x
	28	
	26	
	24	
	22	
	20	
	18	
	16	
	14	
	12	
Miroslav KOVAR	<b>242</b>	Points 104 Quali Rank 57
Benjamin KARLOG	<b>275</b>	Points 100 Quali Rank 68
Cecile MARTINI	<b>288</b>	Points 98 Quali Rank 65
Ebba GRANDIN	<b>257</b>	Points 97 Quali Rank 62
Eva BENES	<b>244</b>	Points 93 Quali Rank 63

Pole Position

Clerk of the course Nigel Edwards:  
 Stewards (Chairman) Horst Seidel:

Scrutineer Paul Klaassen:  
 Timekeeping Ingrid/Meik Wagner:



# Rotax Euro Challenge 2012 Wackersdorf

Rotax Seniors

Wackersdorf 1,275 Km

Warm up qualified 29-62

13.05.2012 08:50

Practice (5:00 Time) started at 8:50:01

Pos	No.	Name	Nat.	Chassis	Race Team	Laps	Best Tm	Diff	Gap In Lap	km/h
1	261	Stephane KOX	NED	Formula K	Formula K Europe	5	51.703			5 88,776
2	218	Nicolai NIELSEN	DEN	TBA	Star Karting	5	51.705	0.002	0.002	4 88,773
3	220	Mathias SMITH	DEN	Kosmic	Star Karting	5	51.712	0.009	0.007	4 88,761
4	219	Andreas BACKMAN	SWE	Tonykart	Strawberry Racing	5	51.761	0.058	0.049	5 88,677
5	272	Jules COUSIN	FRA	FA Kart	DSS Kart	5	51.822	0.119	0.061	5 88,572
6	252	Juuso PYKALAINEN	FIN	Tonykart	MPT Racing	5	51.833	0.130	0.011	5 88,554
7	280	Brandon NILSSON	SWE	Exprit	Brandon Racing	5	51.855	0.152	0.022	5 88,516
8	271	Christopher FRIEDRICH	GER	Praga	M-Tec/Praga Racing	5	51.859	0.156	0.004	3 88,509
9	255	Moritz OBERHEIM	GER	LH Kart	Matis Motorsport	5	51.909	0.206	0.050	4 88,424
10	296	Josh HART	NZL	Birel	Kalman Motorsport	5	51.922	0.219	0.013	4 88,402
11	240	Petr BEZEL	CZE	MS Kart	MS Kart Racing Team	5	51.947	0.244	0.025	5 88,359
12	300	Joel AFFOLTER	NED	Gillard	PDB Racing Team	5	52.017	0.314	0.070	5 88,240
13	303	Giorgio MAGGI	SUI	Tonykart	Blacky Racing	5	52.095	0.392	0.078	4 88,108
14	286	Lukasz BARTOSZUK	POL	Praga	Uniq Racing	5	52.152	0.449	0.057	4 88,012
15	270	Santeri VARIS	FIN	Tonykart	JTL Racing	5	52.160	0.457	0.008	4 87,998
16	243	Glenn VAN PARIJS	BEL	Zanardi	Raw Racing Team	5	52.177	0.474	0.017	4 87,970
17	245	Hubert PETIT	FRA	Sodikart	Sodikart Junior Team	5	52.209	0.506	0.032	5 87,916
18	259	Nicolas PICOT	FRA	Sodikart	Kart Pro Racing	5	52.220	0.517	0.011	5 87,897
19	248	Artem KOROLEV	CAN	Intrepid	Team TKP	5	52.294	0.591	0.074	3 87,773
20	266	Petr FULIN	CZE	MS Kart	MS Kart Racing Team	5	52.357	0.654	0.063	3 87,667
21	226	Erik STILLMANN	SWE	Sodikart	Wallberg Motorsport	5	52.382	0.679	0.025	5 87,626
22	293	Sandor JAKAB	SVK	Birel	Kalman Motorsport	5	52.483	0.780	0.101	3 87,457
23	227	Matija JURKOVIC	SLO	Formula K	MLM Racing KK	5	52.612	0.909	0.129	3 87,242
24	301	Jonathan JOHANSSON	SWE	Gillard	PDB Racing Team	5	52.617	0.914	0.005	4 87,234
25	237	Sten Dorian PIIRIMAGI	EST	Tonykart	Aix Racing Team	4	52.778	1.075	0.161	3 86,968
26	258	Mikkel JOHNSEN	DEN	Intrepid	DMT Racing	5	53.064	1.361	0.286	3 86,499
27	279	Juuso KAUKELIN	FIN	Tonykart	JTL Racing	5	53.074	1.371	0.010	5 86,483
28	284	Oliver MYERS	GBR	Tonykart	Coles Racing	4	53.240	1.537	0.166	3 86,213
29	267	Max RENBERG	SWE	Tonykart	Soda Kart	5	53.255	1.552	0.015	3 86,189
30	233	Manon CHAVAGNE	NED	Topkart	Slangen Karting	5	53.257	1.554	0.002	3 86,186
31	246	Sabedin Berat TURKER	TUR	Formula K	Protrain Racing	4	53.703	2.000	0.446	4 85,470
32	225	Jeremie LESOUDIER	FRA	Kosmic	PKS	1	54.375	2.672	0.672	1 84,414
33	230	Charlie TURNER	GBR	CRG	Coles Racing	1	55.168	3.465	0.793	1 83,200



Rotax Euro Challenge 2012 Wackersdorf

Rotax Seniors

Wackersdorf 1,275 Km

Warm up qualified 29-62

13.05.2012 08:50

Practice (5:00 Time) started at 8:50:01

Lap	Time of Day	Lap Tm	S1 Tm	S2 Tm	S3 Tm
<b>(261) Stephane KOX</b>					
1	8:51:57.810	56.056	20.884	17.934	17.238
2	8:52:50.592	52.782	19.267	17.016	16.499
3	8:53:43.502	52.910	18.895	16.913	17.102
4	8:54:35.447	51.945	18.851	16.755	<b>16.339</b>
5	8:55:27.150	<b>51.703</b>	<b>18.580</b>	<b>16.652</b>	16.471

Lap	Time of Day	Lap Tm	S1 Tm	S2 Tm	S3 Tm
<b>(218) Nicolai NIELSEN</b>					
1	8:51:58.236	54.053	19.772	17.452	16.829
2	8:52:51.258	53.022	19.563	17.060	16.399
3	8:53:43.292	52.034	18.666	16.822	16.546
4	8:54:34.997	<b>51.705</b>	18.662	16.737	<b>16.306</b>
5	8:55:28.767	53.770	<b>18.569</b>	<b>16.625</b>	18.576

Lap	Time of Day	Lap Tm	S1 Tm	S2 Tm	S3 Tm
<b>(220) Mathias SMITH</b>					
1	8:52:07.112	53.465	19.235	17.553	16.677
2	8:52:59.691	52.579	18.809	17.138	16.632
3	8:53:51.709	52.018	18.695	16.789	16.534
4	8:54:43.421	<b>51.712</b>	<b>18.600</b>	<b>16.632</b>	<b>16.480</b>
5	8:55:39.521	56.100	20.860	16.952	18.288

Lap	Time of Day	Lap Tm	S1 Tm	S2 Tm	S3 Tm
<b>(219) Andreas BACKMAN</b>					
1	8:51:59.597	53.739	19.518	17.433	16.788
2	8:52:52.306	52.709	19.027	17.148	16.534
3	8:53:44.439	52.133	18.791	16.876	16.466
4	8:54:36.497	52.058	18.829	16.873	16.356
5	8:55:28.258	<b>51.761</b>	<b>18.726</b>	<b>16.723</b>	<b>16.312</b>

Lap	Time of Day	Lap Tm	S1 Tm	S2 Tm	S3 Tm
<b>(272) Jules COUSIN</b>					
1	8:51:58.505	54.765	20.071	17.764	16.930
2	8:52:52.859	54.354	20.497	17.235	16.622
3	8:53:45.046	52.187	18.886	16.882	16.419
4	8:54:37.191	52.145	18.776	16.971	16.398
5	8:55:29.013	<b>51.822</b>	<b>18.667</b>	<b>16.765</b>	<b>16.390</b>

Lap	Time of Day	Lap Tm	S1 Tm	S2 Tm	S3 Tm
<b>(252) Juuso PYKALAINEN</b>					
1	8:52:19.203	53.161	19.225	17.326	16.610
2	8:53:11.647	52.444	18.909	17.065	16.470
3	8:54:03.840	52.193	<b>18.637</b>	16.983	16.573
4	8:54:55.932	52.092	18.767	16.845	16.480
5	8:55:47.765	<b>51.833</b>	18.642	<b>16.770</b>	<b>16.421</b>

Lap	Time of Day	Lap Tm	S1 Tm	S2 Tm	S3 Tm
<b>(280) Brandon NILSSON</b>					
1	8:51:58.445	55.848	20.431	17.696	17.721
2	8:52:51.717	53.272	19.366	17.362	16.544
3	8:53:43.865	52.148	18.748	16.940	16.460
4	8:54:36.079	52.214	18.906	16.850	16.458
5	8:55:27.934	<b>51.855</b>	<b>18.602</b>	<b>16.815</b>	<b>16.438</b>

Lap	Time of Day	Lap Tm	S1 Tm	S2 Tm	S3 Tm
<b>(271) Christopher FRIEDRICH</b>					
1	8:52:05.296	52.977	19.134	17.149	16.694
2	8:52:58.310	53.014	18.814	17.195	17.005
3	8:53:50.169	<b>51.859</b>	<b>18.604</b>	16.797	<b>16.458</b>
4	8:54:42.821	52.652	18.675	16.774	17.203
5	8:55:35.535	52.714	18.893	<b>16.773</b>	17.048

Lap	Time of Day	Lap Tm	S1 Tm	S2 Tm	S3 Tm
<b>(255) Moritz OBERHEIM</b>					
1	8:52:06.022	52.979	19.228	17.133	16.618
2	8:52:58.781	52.759	18.794	17.186	16.779
3	8:53:51.343	52.562	<b>18.635</b>	17.327	16.600
4	8:54:43.252	<b>51.909</b>	18.681	<b>16.680</b>	16.548
5	8:55:36.186	52.934	19.318	17.189	<b>16.427</b>

Lap	Time of Day	Lap Tm	S1 Tm	S2 Tm	S3 Tm
<b>(296) Josh HART</b>					
1	8:52:10.633	55.684	21.586	17.356	16.742
2	8:53:03.688	53.055	19.091	17.293	16.671
3	8:53:55.781	52.093	18.750	16.821	16.522
4	8:54:47.703	<b>51.922</b>	18.783	16.711	<b>16.428</b>
5	8:55:43.444	55.741	<b>18.747</b>	<b>16.682</b>	20.312

Lap	Time of Day	Lap Tm	S1 Tm	S2 Tm	S3 Tm
<b>(240) Petr BEZEL</b>					
1	8:52:01.839	53.425	19.393	17.413	16.619

Lap	Time of Day	Lap Tm	S1 Tm	S2 Tm	S3 Tm
2	8:52:55.716	53.877	18.944	18.285	16.648
3	8:53:48.009	52.293	18.811	17.032	16.450
4	8:54:40.488	52.479	19.040	16.910	16.529
5	8:55:32.435	<b>51.947</b>	<b>18.781</b>	<b>16.720</b>	<b>16.446</b>

Lap	Time of Day	Lap Tm	S1 Tm	S2 Tm	S3 Tm
<b>(300) Joel AFFOLTER</b>					
1	8:51:54.351	54.564	20.145	17.612	16.807
2	8:52:47.720	53.369	19.654	17.147	16.568
3	8:53:39.991	52.271	18.935	16.924	16.412
4	8:54:32.130	52.139	18.823	16.918	<b>16.398</b>
5	8:55:24.147	<b>52.017</b>	<b>18.772</b>	<b>16.737</b>	16.508

Lap	Time of Day	Lap Tm	S1 Tm	S2 Tm	S3 Tm
<b>(303) Giorgio MAGGI</b>					
1	8:51:56.606	54.406	20.025	17.576	16.805
2	8:52:49.163	52.557	18.969	17.003	16.585
3	8:53:41.569	52.406	18.870	16.985	16.551
4	8:54:33.664	<b>52.095</b>	<b>18.716</b>	16.935	<b>16.444</b>
5	8:55:29.324	55.660	19.475	<b>16.836</b>	19.349

Lap	Time of Day	Lap Tm	S1 Tm	S2 Tm	S3 Tm
<b>(286) Lukasz BARTOSZUK</b>					
1	8:52:11.201	55.978	21.743	17.596	16.639
2	8:53:04.577	53.376	19.087	17.660	16.629
3	8:53:56.832	52.255	18.862	16.951	<b>16.442</b>
4	8:54:48.984	<b>52.152</b>	<b>18.795</b>	<b>16.786</b>	16.571
5	8:55:41.474	52.490	18.903	16.824	16.763

Lap	Time of Day	Lap Tm	S1 Tm	S2 Tm	S3 Tm
<b>(270) Santeri VARIS</b>					
1	8:51:54.702	54.154	19.801	17.606	16.747
2	8:52:47.548	52.846	19.147	17.113	16.586
3	8:53:39.853	52.305	18.822	16.984	16.499
4	8:54:32.013	<b>52.160</b>	18.796	16.873	<b>16.491</b>
5	8:55:25.934	53.921	<b>18.717</b>	<b>16.768</b>	18.436

Lap	Time of Day	Lap Tm	S1 Tm	S2 Tm	S3 Tm
<b>(243) Glenn VAN PARIJS</b>					
1	8:52:03.463	53.193	19.533	17.159	<b>16.501</b>
2	8:52:58.512	55.049	19.086	18.492	17.471
3	8:53:51.873	53.361	19.200	17.152	17.009
4	8:54:44.050	<b>52.177</b>	<b>18.801</b>	<b>16.854</b>	16.522
5	8:55:37.562	53.512	19.118	17.271	17.123

Lap	Time of Day	Lap Tm	S1 Tm	S2 Tm	S3 Tm
<b>(245) Hubert PETIT</b>					
1	8:51:59.302	54.617	19.857	17.932	16.828
2	8:52:52.134	52.832	19.205	17.048	16.579
3	8:53:44.772	52.638	19.229	<b>16.857</b>	16.552
4	8:54:37.431	52.659	19.188	16.981	<b>16.490</b>
5	8:55:29.640	<b>52.209</b>	<b>18.698</b>	16.955	16.556

Lap	Time of Day	Lap Tm	S1 Tm	S2 Tm	S3 Tm
<b>(259) Nicolas PICOT</b>					
1	8:51:57.700	54.498	19.714	17.489	17.295
2	8:52:50.398	52.698	19.145	16.975	16.578
3	8:53:43.052	52.654	18.883	16.920	16.851
4	8:54:36.917	53.865	20.514	<b>16.877</b>	16.474
5	8:55:29.137	<b>52.220</b>	<b>18.759</b>	17.101	<b>16.360</b>

Lap	Time of Day	Lap Tm	S1 Tm	S2 Tm	S3 Tm
<b>(248) Artem KOROLEV</b>					
1	8:51:55.733	53.895	19.792	17.340	16.763
2	8:52:48.620	52.887	19.281	17.034	16.572
3	8:53:40.914	<b>52.294</b>	<b>18.945</b>	16.844	<b>16.505</b>
4	8:54:33.405	52.491	19.000	16.846	16.645
5	8:55:27.420	54.015	19.466	<b>16.836</b>	17.713

Lap	Time of Day	Lap Tm	S1 Tm	S2 Tm	S3 Tm
<b>(266) Petr FULIN</b>					
1	8:52:02.107	54.593	20.614	17.372	16.607
2	8:52:57.042	54.935	19.183	18.973	16.779
3	8:53:49.399	<b>52.357</b>	18.816	<b>16.987</b>	<b>16.554</b>
4	8:54:42.746	53.347	<b>18.769</b>	17.089	17.489
5	8:55:37.770	55.024	19.940	17.405	17.679

Lap	Time of Day	Lap Tm	S1 Tm	S2 Tm	S3 Tm
<b>(226) Erik STILLMANN</b>					
1	8:51:58.840	54.772	20.313	17.681	16.778
2	8:53:07.778	1:08.938	19.325	32.338	17.275
3	8:54:00.591	52.813	<b>18.923</b>	17.288	16.602
4	8:54:53.360	52.769	18.938	<b>16.901</b>	16.930

Timekeeping Ingrid and Meik Wagner:

Clerk of the course Nigel Edwards:

Steward (Chairman) Horst Seidel:

Chief Scrutineer Paul Klaassen:

Licensed to: Motorsport Events www.mylaps.com



# Rotax Euro Challenge 2012 Wackersdorf

Rotax Seniors

Wackersdorf 1,275 Km

Warm up qualified 29-62

13.05.2012 08:50

Practice (5:00 Time) started at 8:50:01

Lap	Time of Day	Lap Tm	S1 Tm	S2 Tm	S3 Tm	Lap	Time of Day	Lap Tm	S1 Tm	S2 Tm	S3 Tm
5	8:55:45.742	<b>52.382</b>	18.981	16.912	<b>16.489</b>	1	8:52:06.256	<b>55.168</b>	<b>19.462</b>	<b>17.488</b>	18.218
<b>(293) Sandor JAKAB</b>											
1	8:52:03.149	54.157	19.627	17.806	16.724						
2	8:52:56.213	53.064	18.832	17.674	16.558						
3	8:53:48.696	<b>52.483</b>	<b>18.724</b>	17.025	16.734						
4	8:54:42.445	53.749	18.755	<b>16.976</b>	18.018						
5	8:55:35.814	53.369	19.811	17.064	<b>16.494</b>						
<b>(227) Matija JURKOVIC</b>											
1	8:51:54.910	54.562	20.294	17.533	16.735						
2	8:52:48.205	53.295	19.361	17.160	16.774						
3	8:53:40.817	<b>52.612</b>	<b>19.031</b>	16.983	16.598						
4	8:54:33.566	52.749	19.299	16.862	<b>16.588</b>						
5	8:55:26.646	53.080	19.108	<b>16.666</b>	17.306						
<b>(301) Jonathan JOHANSSON</b>											
1	8:51:58.166	54.732	19.879	17.691	17.162						
2	8:52:51.011	52.845	19.195	17.060	16.590						
3	8:53:43.752	52.741	<b>19.103</b>	17.008	16.630						
4	8:54:36.369	<b>52.617</b>	19.334	16.892	<b>16.391</b>						
5	8:55:30.084	53.715	19.105	<b>16.843</b>	17.767						
<b>(237) Sten Dorian PIIRIMAGI</b>											
1	8:52:00.485	53.638	19.453	17.471	16.714						
2	8:52:54.846	54.361	19.525	18.239	16.597						
3	8:53:47.624	<b>52.778</b>	<b>19.263</b>	17.013	<b>16.502</b>						
4	8:54:50.662	1:03.038	19.622	<b>16.949</b>	26.467						
<b>(258) Mikkel JOHNSEN</b>											
1	8:52:01.623	53.779	19.573	17.426	<b>16.780</b>						
2	8:52:56.761	55.138	19.430	18.921	16.787						
3	8:53:49.825	<b>53.064</b>	<b>18.913</b>	<b>16.960</b>	17.191						
4	8:54:43.340	53.515	19.444	17.131	16.940						
5	8:55:40.281	56.941	22.297	17.011	17.633						
<b>(279) Juuso KAUKELIN</b>											
1	8:51:59.961	56.824	21.116	18.347	17.361						
2	8:52:54.239	54.278	19.853	17.650	16.775						
3	8:53:48.556	54.317	20.015	17.433	16.869						
4	8:54:42.573	54.017	<b>19.241</b>	17.154	17.622						
5	8:55:35.647	<b>53.074</b>	19.436	<b>17.036</b>	<b>16.602</b>						
<b>(284) Oliver MYERS</b>											
1	8:52:01.000	53.600	19.396	17.407	16.797						
2	8:52:54.591	53.591	19.137	17.750	<b>16.704</b>						
3	8:53:47.831	<b>53.240</b>	19.210	<b>17.083</b>	16.947						
4	8:55:03.667	1:15.836	<b>18.904</b>	17.498	39.434						
<b>(267) Max RENBERG</b>											
1	8:52:07.582	55.258	20.320	17.958	16.980						
2	8:53:00.909	53.327	<b>19.116</b>	17.439	<b>16.772</b>						
3	8:53:54.164	<b>53.255</b>	19.156	17.170	16.929						
4	8:54:47.480	53.316	19.176	17.042	17.098						
5	8:55:41.759	54.279	19.470	<b>16.997</b>	17.812						
<b>(233) Manon CHAVAGNE</b>											
1	8:52:00.647	54.452	19.748	17.625	17.079						
2	8:52:55.547	54.900	19.718	18.478	16.704						
3	8:53:48.804	<b>53.257</b>	<b>19.177</b>	17.394	<b>16.686</b>						
4	8:54:43.010	54.206	19.205	<b>17.075</b>	17.926						
5	8:55:38.101	55.091	19.399	17.814	17.878						
<b>(246) Sabedin Berat TURKER</b>											
1	8:52:03.294	54.986	20.274	17.686	17.026						
2	8:52:58.120	54.826	<b>19.036</b>	18.450	17.340						
3	8:54:10.107	1:11.987	19.149								
4	8:55:03.810	<b>53.703</b>	19.523	<b>17.374</b>	<b>16.806</b>						
<b>(225) Jeremie LESOUDIER</b>											
1	8:52:00.026	<b>54.375</b>	19.842	<b>17.639</b>	<b>16.894</b>						
<b>(230) Charlie TURNER</b>											



# Rotax Euro Challenge 2012 Wackersdorf

Rotax Seniors

Wackersdorf 1,275 Km

Warm up qualified 63-90

13.05.2012 09:10

Practice (5:00 Time) started at 9:10:01

Pos	No.	Name	Nat.	Chassis	Race Team	Laps	Best Tm	Diff	Gap	In Lap	km/h
1	257	Ebba GRANDIN	SWE	Kosmic	Soda Kart	5	51.500			4	89,126
2	304	Oliver NORRIS	GBR	Tonykart	RL Racing Dept Ltd	5	51.729	0.229	0.229	5	88,732
3	241	Pierre AUVRAY	FRA	FA Kart	DSS Kart	5	51.738	0.238	0.009	5	88,716
4	244	Eva BENES	FRA	Kosmic	PKS	5	51.911	0.411	0.173	3	88,421
5	302	Kevin MINIER	FRA	Tonykart	MD Competition	5	51.912	0.412	0.001	5	88,419
6	242	Miroslav KOVAR	CZE	MS Kart	MS Kart Racing Team	5	52.080	0.580	0.168	4	88,134
7	275	Benjamin KARLOG	DEN	Tonykart	RS Competition	5	52.474	0.974	0.394	4	87,472

Timekeeping Ingrid and Meik Wagner:

Clerk of the course Nigel Edwards:

Steward (Chairman) Horst Seidel:

Chief Scrutineer Paul Klaassen:

[www.mylaps.com](http://www.mylaps.com)

Licensed to: Motorsport Events

Printed: 13.05.2012 09:16:57

posted at:

h



# Rotax Euro Challenge 2012 Wackersdorf

Rotax Seniors

Wackersdorf 1,275 Km

Warm up qualified 63-90

13.05.2012 09:10

Practice (5:00 Time) started at 9:10:01

Lap	Time of Day	Lap Tm	S1 Tm	S2 Tm	S3 Tm	Lap	Time of Day	Lap Tm	S1 Tm	S2 Tm	S3 Tm
<b>(257) Ebba GRANDIN</b>											
1	9:11:55.058	52.500	19.009	16.947	16.544						
2	9:12:47.086	52.028	18.840	16.690	16.498						
3	9:13:38.759	51.673	18.616	16.749	16.308						
4	9:14:30.259	<b>51.500</b>	18.654	<b>16.622</b>	<b>16.224</b>						
5	9:15:21.839	51.580	<b>18.375</b>	16.866	16.339						
<b>(304) Oliver NORRIS</b>											
1	9:11:51.344	52.519	19.116	16.921	16.482						
2	9:12:43.293	51.949	18.868	16.636	16.445						
3	9:13:35.136	51.843	18.953	16.557	16.333						
4	9:14:26.913	51.777	<b>18.854</b>	16.525	16.398						
5	9:15:18.642	<b>51.729</b>	18.972	<b>16.467</b>	<b>16.290</b>						
<b>(241) Pierre AUVRAY</b>											
1	9:11:52.601	52.695	19.066	17.002	16.627						
2	9:12:45.054	52.453	19.069	16.896	16.488						
3	9:13:37.079	52.025	18.800	16.806	16.419						
4	9:14:29.700	52.621	19.523	<b>16.676</b>	16.422						
5	9:15:21.438	<b>51.738</b>	<b>18.748</b>	16.694	<b>16.296</b>						
<b>(244) Eva BENES</b>											
1	9:11:52.737	52.729	19.303	16.897	16.529						
2	9:12:44.904	52.167	18.785	16.839	16.543						
3	9:13:36.815	<b>51.911</b>	18.778	<b>16.600</b>	16.533						
4	9:14:28.984	52.169	18.848	16.859	16.462						
5	9:15:20.896	51.912	<b>18.367</b>	17.133	<b>16.412</b>						
<b>(302) Kevin MINIER</b>											
1	9:11:56.107	53.107	19.458	17.008	16.641						
2	9:12:48.305	52.198	<b>18.834</b>	16.813	16.551						
3	9:13:40.518	52.213	18.866	16.743	16.604						
4	9:14:32.464	51.946	18.849	16.661	16.436						
5	9:15:24.376	<b>51.912</b>	18.867	<b>16.648</b>	<b>16.397</b>						
<b>(242) Miroslav KOVAR</b>											
1	9:11:55.567	53.193	19.671	16.926	16.596						
2	9:12:47.750	52.183	<b>18.957</b>	16.758	16.468						
3	9:13:40.751	53.001	19.127	16.793	17.081						
4	9:14:32.831	<b>52.080</b>	18.981	<b>16.725</b>	<b>16.374</b>						
5	9:15:25.169	52.338	19.041	16.750	16.547						
<b>(275) Benjamin KARLOG</b>											
1	9:11:56.456	53.250	19.582	17.071	16.597						
2	9:12:48.943	52.487	<b>18.867</b>	16.985	16.635						
3	9:13:41.589	52.646	19.036	16.979	16.631						
4	9:14:34.063	<b>52.474</b>	19.023	<b>16.899</b>	<b>16.552</b>						
5	9:15:27.075	53.012	19.240	17.013	16.759						

Timekeeping Ingrid and Meik Wagner:

Clerk of the course Nigel Edwards:

Steward (Chairman) Horst Seidel:

Chief Scrutineer Paul Klaassen:

Licensed to: Motorsport Events

Printed: 13.05.2012 09:17:18

posted at:

h



# Rotax Euro Challenge 2012 Wackersdorf

Rotax Seniors

Wackersdorf 1,275 Km

Warm up qualified 1-28

13.05.2012 09:40

Practice (5:00 Time) started at 9:40:01

Pos	No.	Name	Nat.	Chassis	Race Team	Laps	Best Tm	Diff	Gap	In Lap	km/h
1	299	Philip MORIN	SWE	Alonso	Dan Holland Racing	5	50.657			5	90,609
2	222	Pierce LEHANE	AUS	Alonso	Dan Holland Racing	5	50.661	0.004	0.004	5	90,602
3	294	Makino TADASUKE	JPN	Birel	Kalman Motorsport	5	50.670	0.013	0.009	5	90,586
4	250	Ludvig MORIN	SWE	Kosmic	Paul Carr Racing	5	50.706	0.049	0.036	4	90,522
5	203	Edward BRAND	GBR	Formula K	Formula K Europe	5	50.728	0.071	0.022	4	90,483
6	238	Alexandre FINKELSTEIN	FRA	Tonykart	MD Competition	5	50.835	0.178	0.107	5	90,292
7	207	Ferenc KANCSAR	AUT	Birel	Kalman Motorsport	5	50.960	0.303	0.125	5	90,071
8	205	Sean BABINGTON	GBR	Alonso	Dan Holland Racing	5	50.979	0.322	0.019	5	90,037
9	234	Ash HAND	GBR	Tonykart	Strawberry Racing	5	50.991	0.334	0.012	5	90,016
10	232	James SINGLETON	GBR	CRG	Coles Racing	5	51.023	0.366	0.032	4	89,959
11	208	Charlie EASTWOOD	IRL	Formula K	Protrain Racing	5	51.039	0.382	0.016	5	89,931
12	217	Glen VAN DROOGENBROE	BEL	Tonykart	Bouvin Power	5	51.043	0.386	0.004	3	89,924
13	211	Shaun SLAVIN	GBR	Formula K	Formula K Europe	5	51.054	0.397	0.011	5	89,905
14	212	Jiri FORMAN	GBR	MS Kart	MS Kart Racing Team	5	51.062	0.405	0.008	4	89,891
15	214	Michael COOL	BEL	Tonykart	Bouvin Power	5	51.073	0.416	0.011	3	89,871
16	269	John FRIBERG	SWE	Tonykart	Soda Kart	5	51.126	0.469	0.053	3	89,778
17	254	Harrison SCOTT	GBR	Tonykart	Strawberry Racing	5	51.163	0.506	0.037	4	89,713
18	223	Jacob NIELSEN	DEN	Kosmic	Star Karting	5	51.178	0.521	0.015	4	89,687
19	216	Bryan EERDEN	NED	Gillard	PDB Racing Team	5	51.201	0.544	0.023	5	89,647
20	236	Andy KING	GBR	Tonykart	Strawberry Racing	5	51.204	0.547	0.003	5	89,641
21	224	Aavo TALVAR	EST	Intrepid	Talvar Racing	5	51.206	0.549	0.002	5	89,638
22	213	Thomas BENISRI	FRA	Sodikart	Win Max	5	51.221	0.564	0.015	3	89,612
23	278	Barrie PULLINGER	GBR	Alonso	Dan Holland Racing	5	51.291	0.634	0.070	5	89,489
24	263	Henry EASTHOPE	GBR	Sodikart	Sodikart Junior Team	5	51.300	0.643	0.009	4	89,474
25	268	Francisco MORA	POR	FA	Cabo do Mundo Kartteam	5	51.312	0.655	0.012	3	89,453
26	221	Jesse LAZARE	CAN	Formula K	Chapman Racing/Protrain	5	51.335	0.678	0.023	2	89,413
27	290	Ukyo SASAHARA	JPN	DR	VPDR	4	51.387	0.730	0.052	4	89,322
28	260	Bas de LAAT	NED	Gillard	PDB Racing Team	2	52.299	1.642	0.912	1	87,765



# Rotax Euro Challenge 2012 Wackersdorf

Rotax Seniors

Wackersdorf 1,275 Km

Warm up qualified 1-28

13.05.2012 09:40

Practice (5:00 Time) started at 9:40:00

Lap	Time of Day	Lap Tm	S1 Tm	S2 Tm	S3 Tm
<b>(299) Philip MORIN</b>					
1	9:41:58.641	51.713	18.740	16.727	16.246
2	9:42:49.692	51.051	18.309	16.529	16.213
3	9:43:40.919	51.227	18.551	16.442	16.234
4	9:44:31.913	50.994	18.328	16.522	16.144
5	9:45:22.570	<b>50.657</b>	<b>18.282</b>	<b>16.280</b>	<b>16.095</b>
<b>(222) Pierce LEHANE</b>					
1	9:41:56.350	51.518	18.704	16.546	16.268
2	9:42:47.557	51.207	18.442	16.456	16.309
3	9:43:38.646	51.089	18.415	16.511	16.163
4	9:44:29.526	50.880	<b>18.309</b>	16.441	16.130
5	9:45:20.187	<b>50.661</b>	18.326	<b>16.245</b>	<b>16.090</b>
<b>(294) Makino TADASUKE</b>					
1	9:41:52.138	53.366	19.844	17.201	16.321
2	9:42:43.321	51.183	18.383	16.594	16.206
3	9:43:34.395	51.074	18.386	16.538	16.150
4	9:44:25.943	51.548	18.605	16.674	16.269
5	9:45:16.613	<b>50.670</b>	<b>18.241</b>	<b>16.330</b>	<b>16.099</b>
<b>(250) Ludvig MORIN</b>					
1	9:41:53.957	51.455	18.606	16.559	16.290
2	9:42:45.573	51.616	18.862	16.480	16.274
3	9:43:36.653	51.080	18.434	16.511	16.135
4	9:44:27.359	<b>50.706</b>	<b>18.229</b>	16.362	<b>16.115</b>
5	9:45:18.907	51.548	18.284	<b>16.327</b>	16.937
<b>(203) Edward BRAND</b>					
1	9:41:53.780	51.486	18.542	16.692	16.252
2	9:42:45.325	51.545	18.919	16.409	16.217
3	9:43:36.099	50.774	18.324	16.270	16.180
4	9:44:26.827	<b>50.728</b>	<b>18.212</b>	<b>16.261</b>	<b>16.155</b>
5	9:45:18.534	51.707	<b>18.260</b>	16.547	16.900
<b>(238) Alexandre FINKELSTEIN</b>					
1	9:41:54.262	52.662	18.912	16.847	16.903
2	9:42:47.378	53.116	19.542	16.989	16.585
3	9:43:39.051	51.673	18.748	16.688	16.237
4	9:44:30.001	50.950	18.337	16.412	16.201
5	9:45:20.836	<b>50.835</b>	<b>18.319</b>	<b>16.340</b>	<b>16.176</b>
<b>(207) Ferenc KANCSAR</b>					
1	9:42:10.947	52.258	18.775	16.894	16.589
2	9:43:02.503	51.556	<b>18.223</b>	16.877	16.456
3	9:43:53.821	51.318	18.449	16.481	16.388
4	9:44:45.034	51.213	18.536	16.435	16.242
5	9:45:35.994	<b>50.960</b>	18.427	<b>16.307</b>	<b>16.226</b>
<b>(205) Sean BABINGTON</b>					
1	9:42:04.735	51.638	18.716	16.641	16.281
2	9:42:56.101	51.366	18.626	16.489	16.251
3	9:43:47.454	51.353	18.655	16.496	<b>16.202</b>
4	9:44:38.459	51.005	<b>18.386</b>	<b>16.353</b>	16.266
5	9:45:29.438	<b>50.979</b>	18.396	16.364	16.219
<b>(234) Ash HAND</b>					
1	9:41:54.630	51.499	18.516	16.739	16.244
2	9:42:45.979	51.349	18.666	16.522	<b>16.161</b>
3	9:43:37.484	51.505	<b>18.346</b>	16.930	16.229
4	9:44:31.376	53.892	18.896	17.660	17.336
5	9:45:22.367	<b>50.991</b>	18.389	<b>16.436</b>	16.166
<b>(232) James SINGLETON</b>					
1	9:41:50.283	52.048	18.883	16.789	16.376
2	9:42:42.097	51.814	18.982	16.525	16.307
3	9:43:33.420	51.323	18.445	16.530	16.348
4	9:44:24.443	<b>51.023</b>	<b>18.390</b>	<b>16.393</b>	<b>16.240</b>
5	9:45:15.623	51.180	18.530	16.394	16.256
<b>(208) Charlie EASTWOOD</b>					
1	9:42:04.558	53.255	19.175	17.356	16.724

Lap	Time of Day	Lap Tm	S1 Tm	S2 Tm	S3 Tm
2	9:42:56.414	51.856	18.923	16.688	16.245
3	9:43:47.671	51.257	18.490	16.530	16.237
4	9:44:40.121	52.450	19.268	16.624	16.558
5	9:45:31.160	<b>51.039</b>	<b>18.375</b>	<b>16.487</b>	<b>16.177</b>
<b>(217) Glen VAN DROOGENBROECK</b>					
1	9:42:04.998	51.646	18.588	16.764	16.294
2	9:42:56.848	51.850	19.194	16.541	<b>16.115</b>
3	9:43:47.891	<b>51.043</b>	<b>18.391</b>	16.521	16.131
4	9:44:39.695	51.804	18.754	16.731	16.319
5	9:45:30.777	51.082	18.411	<b>16.456</b>	16.215
<b>(211) Shaun SLAVIN</b>					
1	9:41:54.384	51.548	18.529	16.637	16.382
2	9:42:46.231	51.847	19.144	16.468	<b>16.235</b>
3	9:43:37.616	51.385	18.306	16.620	16.459
4	9:44:28.710	51.094	<b>18.304</b>	16.502	16.288
5	9:45:19.764	<b>51.054</b>	18.413	<b>16.361</b>	16.280
<b>(212) Jiri FORMAN</b>					
1	9:41:54.831	51.491	18.537	16.702	16.252
2	9:42:46.490	51.659	18.848	16.582	16.229
3	9:43:37.719	51.229	<b>18.446</b>	16.508	16.275
4	9:44:28.781	<b>51.062</b>	18.453	16.442	<b>16.167</b>
5	9:45:20.024	51.243	18.583	<b>16.379</b>	16.281
<b>(214) Michael COOL</b>					
1	9:42:09.335	51.597	18.607	16.616	16.374
2	9:43:00.674	51.339	18.518	16.560	16.261
3	9:43:51.747	<b>51.073</b>	18.481	16.422	<b>16.170</b>
4	9:44:42.939	51.192	18.530	<b>16.421</b>	16.241
5	9:45:34.068	51.129	<b>18.334</b>	16.543	16.252
<b>(269) John FRIBERG</b>					
1	9:41:55.743	51.569	18.520	16.792	16.257
2	9:42:46.903	51.160	18.390	16.545	<b>16.225</b>
3	9:43:38.029	<b>51.126</b>	<b>18.304</b>	16.547	16.275
4	9:44:29.394	51.365	18.533	16.571	16.261
5	9:45:21.319	51.925	18.625	<b>16.397</b>	16.903
<b>(254) Harrison SCOTT</b>					
1	9:41:50.590	52.098	19.026	16.759	16.313
2	9:42:41.899	51.309	18.501	16.571	16.237
3	9:43:33.181	51.282	18.510	16.445	16.327
4	9:44:24.344	<b>51.163</b>	<b>18.357</b>	16.486	16.320
5	9:45:15.683	51.339	18.782	<b>16.428</b>	<b>16.129</b>
<b>(223) Jacob NIELSEN</b>					
1	9:42:00.555	53.740	19.644	17.694	16.402
2	9:42:53.606	53.051	19.380	17.373	<b>16.298</b>
3	9:43:45.259	51.653	18.640	16.545	16.468
4	9:44:36.437	<b>51.178</b>	<b>18.378</b>	<b>16.450</b>	16.350
5	9:45:29.075	52.638	18.853	16.511	17.274
<b>(216) Bryan EERDEN</b>					
1	9:42:04.746	1:00.410	18.682	16.828	24.900
2	9:42:57.977	53.231	20.056	16.752	16.423
3	9:43:49.547	51.570	18.517	16.593	16.460
4	9:44:41.134	51.587	18.718	16.542	16.327
5	9:45:32.335	<b>51.201</b>	<b>18.443</b>	<b>16.473</b>	<b>16.285</b>
<b>(236) Andy KING</b>					
1	9:41:51.509	53.371	19.697	17.092	16.582
2	9:42:43.550	52.041	18.785	16.954	16.302
3	9:43:34.946	51.396	18.544	16.596	<b>16.256</b>
4	9:44:26.435	51.489	18.571	16.618	16.300
5	9:45:17.639	<b>51.204</b>	<b>18.472</b>	<b>16.461</b>	16.271
<b>(224) Aavo TALVAR</b>					
1	9:41:49.505	52.354	19.238	16.678	16.438
2	9:42:41.255	51.750	18.975	16.487	16.288
3	9:43:33.730	52.475	18.829	17.388	16.258
4	9:44:25.018	51.288	18.607	16.423	16.258





# Rotax Euro Challenge 2012 Wackersdorf

Rotax Seniors

Wackersdorf 1,275 Km

Warm up qualified 1-28

13.05.2012 09:40

Practice (5:00 Time) started at 9:40:00

Lap	Time of Day	Lap Tm	S1 Tm	S2 Tm	S3 Tm	Lap	Time of Day	Lap Tm	S1 Tm	S2 Tm	S3 Tm
5	9:45:16.224	<b>51.206</b>	<b>18.600</b>	<b>16.355</b>	<b>16.251</b>						
<b>(213) Thomas BENISRI</b>											
1	9:42:04.454	52.822	19.119	16.885	16.818						
2	9:42:56.610	52.156	19.364	16.610	16.182						
3	9:43:47.831	<b>51.221</b>	<b>18.483</b>	16.526	16.212						
4	9:44:40.370	52.539	18.932	<b>16.503</b>	17.104						
5	9:45:31.607	51.237	18.564	16.508	<b>16.165</b>						
<b>(278) Barrie PULLINGER</b>											
1	9:41:55.501	51.569	18.626	16.690	<b>16.253</b>						
2	9:42:47.307	51.806	18.845	16.604	16.357						
3	9:43:39.310	52.003	<b>18.359</b>	17.021	16.623						
4	9:44:30.681	51.371	18.463	16.570	16.338						
5	9:45:21.972	<b>51.291</b>	18.498	<b>16.484</b>	16.309						
<b>(263) Henry EASTHOPE</b>											
1	9:42:00.427	52.791	18.949	17.375	16.467						
2	9:42:53.080	52.653	19.351	16.784	16.518						
3	9:43:44.736	51.656	18.917	16.460	<b>16.279</b>						
4	9:44:36.036	<b>51.300</b>	<b>18.491</b>	16.465	16.344						
5	9:45:28.136	52.100	18.814	<b>16.426</b>	16.860						
<b>(268) Francisco MORA</b>											
1	9:42:00.743	53.450	20.007	16.971	16.472						
2	9:42:53.262	52.519	18.803	17.272	16.444						
3	9:43:44.574	<b>51.312</b>	<b>18.506</b>	<b>16.431</b>	16.375						
4	9:44:36.147	51.573	18.840	16.488	16.245						
5	9:45:27.762	51.615	18.863	16.510	<b>16.242</b>						
<b>(221) Jesse LAZARE</b>											
1	9:41:59.523	52.314	19.097	16.839	16.378						
2	9:42:50.858	<b>51.335</b>	<b>18.393</b>	16.570	16.372						
3	9:43:42.196	51.338	18.578	16.523	<b>16.237</b>						
4	9:44:33.539	51.343	18.501	<b>16.509</b>	16.333						
5	9:45:24.991	51.452	18.655	16.547	16.250						
<b>(290) Ukyo SASAHARA</b>											
1	9:43:09.529	52.024	19.066	16.666	16.292						
2	9:44:01.332	51.803	18.938	16.588	16.277						
3	9:44:52.901	51.569	18.900	16.421	16.248						
4	9:45:44.288	<b>51.387</b>	<b>18.787</b>	<b>16.393</b>	<b>16.207</b>						
<b>(260) Bas de LAAT</b>											
1	9:41:56.779	<b>52.299</b>	19.223	<b>16.704</b>	<b>16.372</b>						
2	9:43:20.664	1:23.885	<b>18.554</b>	16.907	48.424						

Timekeeping Ingrid and Meik Wagner:

Clerk of the course Nigel Edwards:

Steward (Chairman) Horst Seidel:

Chief Scrutineer Paul Klaassen:

[www.mylaps.com](http://www.mylaps.com)

Licensed to: Motorsport Events



# Rotax Euro Challenge 2012 Wackersdorf

Rotax Seniors Wackersdorf 1,275 Km

Second Chance Heat **-NEW-** 13.05.2012 10:00

Race (11 Laps) started at 10:02:32

Pos	No.	Name	Nat.	Chassis	Race Team	Laps	Total Tm	Diff	Best Tm	In Lap	km/h	Points
1	218	Nicolai NIELSEN	DEN	TBA	Star Karting	11	9:29.297		51.334	6	89,414	0
2	296	Josh HART	NZL	Birel	Kalman Motorsport	11	9:29.669	0.372	51.307	6	89,461	0
3	261	Stephane KOX	NED	Formula K	Formula K Europe	11	9:30.186	0.889	51.046	11	89,919	0
4	271	Christopher FRIEDRICH	GER	Praga	M-Tec/Praga Racing	11	9:30.785	1.488	50.910	4	90,159	0
5	240	Petr BEZEL	CZE	MS Kart	MS Kart Racing Team	11	9:33.749	4.452	51.430	10	89,248	0
6	266	Petr FULIN	CZE	MS Kart	MS Kart Racing Team	11	9:34.851	5.554	51.054	4	89,905	0
7	280	Brandon NILSSON	SWE	Expriit	Brandon Racing	11	9:35.030	5.733	51.213	10	89,626	0
8	293	Sandor JAKAB	SVK	Birel	Kalman Motorsport	11	9:37.225	7.928	51.201	4	89,647	0
9	230	Charlie TURNER	GBR	CRG	Coles Racing	11	9:37.519	8.222	51.186	4	89,673	0
10	220	Mathias SMITH	DEN	Kosmic	Star Karting	11	9:38.170	8.873	51.244	8	89,571	0
11	245	Hubert PETIT	FRA	Sodikart	Sodikart Junior Team	11	9:38.315	9.018	51.020	4	89,965	0
12	270	Santeri VARIS	FIN	Tonykart	JTL Racing	11	9:38.781	9.484	51.239	3	89,580	0
13	301	Jonathan JOHANSSON	SWE	Gillard	PDB Racing Team	11	9:39.580	10.283	51.241	4	89,577	0
14	284	Oliver MYERS	GBR	Tonykart	Coles Racing	11	9:40.475	11.178	51.553	9	89,035	0
15	246	Sabedin Berat TURKER	TUR	Formula K	Protrain Racing	11	9:40.553	11.256	51.204	11	89,641	0
16	252	Juuso PYKALAINEN	FIN	Tonykart	MPT Racing	11	9:42.205	12.908	51.213	9	89,626	0
17	233	Manon CHAVAGNE	NED	Topkart	Slangen Karting	11	9:42.469	13.172	51.348	4	89,390	0
18	267	Max RENBERG	SWE	Tonykart	Soda Kart	11	9:43.059	13.762	51.631	10	88,900	0
19	286	Lukasz BARTOSZUK	POL	Praga	Uniq Racing	11	9:43.157	13.860	51.314	4	89,449	0
20	237	Sten Dorian PIIRIMAGI	EST	Tonykart	Aix Racing Team	11	9:45.707	16.410	51.206	10	89,638	0
21	226	Erik STILLMANN	SWE	Sodikart	Wallberg Motorsport	11	9:53.175	23.878	51.605	5	88,945	0
22	243	Glenn VAN PARIJS	BEL	Zanardi	Raw Racing Team	9	7:59.361	2 Laps	51.554	5	89,033	0
23	255	Moritz OBERHEIM	GER	LH Kart	Matis Motorsport	9	8:02.936	2 Laps	50.981	4	90,034	0
24	272	Jules COUSIN	FRA	FA Kart	DSS Kart	8	7:21.487	3 Laps	50.933	4	90,118	0
25	227	Matija JURKOVIC	SLO	Formula K	MLM Racing KK	3	3:18.727	8 Laps	57.291	1	80,117	0
26	225	Jeremie LESOUDIER	FRA	Kosmic	PKS	2	2:09.418	9 Laps	57.244	2	80,183	0
27	219	Andreas BACKMAN	SWE	Tonykart	Strawberry Racing	2	2:11.419	9 Laps	55.375	2	82,889	0
28	279	Juuso KAUKELIN	FIN	Tonykart	JTL Racing	1	1:00.112	10 Laps	58.151	1	78,932	0
29	248	Artem KOROLEV	CAN	Intrepid	Team TKP	1	1:00.373	10 Laps	58.396	1	78,601	0
30	258	Mikkel JOHNSEN	DEN	Intrepid	DMT Racing	1	1:26.585	10 Laps	1:25.402	1	53,746	0
31	303	Giorgio MAGGI	SUI	Tonykart	Blacky Racing		1.313	11 Laps		0	-	0

Not classified

DQ	259	Nicolas PICOT	FRA	Sodikart	Kart Pro Racing	11	9:29.826	DQ	51.280	10	89,509	0
DQ	300	Joel AFFOLTER	NED	Gillard	PDB Racing Team	11	9:37.852	DQ	50.970	10	90,053	0
DNS	262	Alex ENGBLOM	SWE	Tonykart	Soda Kart			DNS		0	-	0

## Announcements

These results are provisional until the conclusion of any judicial and technical matters  
 Pos. 1-6 qualified for prefinal  
 No. 272 warning board  
 No. 300 exclusion from the whole meeting / reason ignoring black flag  
 Started: 33      Classified: 31      Not classified: 2  
 No. 255 time penalty 3 sec. / reason leaving corridor  
 No. 259 excluded from the whole meeting / reason technical non conformity

Margin of Victory	Ø km/h	Best Lap Tm	km/h	Best Lap by
0.372	88,688	50.910	90,159	271 - Christopher FRIEDRICH

Timekeeping Ingrid and Meik Wagner: Clerk of the course Nigel Edwards: [www.mylaps.com](http://www.mylaps.com)

Steward (Chairman) Horst Seidel: Chief Scrutineer Paul Klaassen: Licensed to: Motorsport Events  
 Printed: 13.05.2012 11:27:18 posted at: h



Rotax Euro Challenge 2012 Wackersdorf

Rotax Seniors

Wackersdorf 1,275 Km

Second Chance Heat

13.05.2012 10:00

Race (11 Laps) started at 10:02:32

Lap	Time of Day	Lap Tm	S1 Tm	S2 Tm	S3 Tm
<b>(218) Nicolai NIELSEN</b>					
1	10:03:26.822	54.149	20.584	17.059	16.506
2	10:04:18.347	51.525	18.553	16.602	16.370
3	10:05:09.897	51.550	18.662	16.600	<b>16.288</b>
4	10:06:01.665	51.768	18.791	16.596	16.381
5	10:06:53.063	51.398	18.563	16.539	16.296
6	10:07:44.397	<b>51.334</b>	18.523	<b>16.515</b>	16.296
7	10:08:36.008	51.611	18.657	16.551	16.403
8	10:09:27.383	51.375	18.479	16.591	16.305
9	10:10:18.801	51.418	18.589	16.534	16.295
10	10:11:10.305	51.504	18.580	16.562	16.362
11	10:12:01.893	51.588	<b>18.426</b>	16.822	16.340

Lap	Time of Day	Lap Tm	S1 Tm	S2 Tm	S3 Tm
7	10:08:39.604	53.069	19.368	16.797	16.904
8	10:09:31.717	52.113	19.213	16.601	16.299
9	10:10:23.308	51.591	18.679	16.585	16.327
10	10:11:14.738	<b>51.430</b>	18.691	<b>16.506</b>	16.233
11	10:12:06.345	51.607	18.757	16.535	16.315
<b>(266) Petr FULIN</b>					
1	10:03:29.011	55.777	21.885	17.347	16.545
2	10:04:21.855	52.844	19.015	17.468	16.361
3	10:05:13.206	51.351	18.462	16.655	16.234
4	10:06:04.260	<b>51.054</b>	<b>18.419</b>	<b>16.481</b>	<b>16.154</b>
5	10:06:56.754	52.494	18.441	16.572	17.481
6	10:07:48.185	51.431	18.592	16.630	16.209
7	10:08:39.717	51.532	18.453	16.586	16.493
8	10:09:32.435	52.718	19.758	16.672	16.288
9	10:10:24.107	51.672	18.814	16.608	16.250
10	10:11:15.575	51.468	18.568	16.623	16.277
11	10:12:07.447	51.872	18.756	16.626	16.490

Lap	Time of Day	Lap Tm	S1 Tm	S2 Tm	S3 Tm
<b>(296) Josh HART</b>					
1	10:03:26.061	53.465	20.120	16.820	16.525
2	10:04:17.986	51.925	18.789	16.639	16.497
3	10:05:09.727	51.741	18.894	<b>16.493</b>	16.354
4	10:06:01.835	52.108	19.127	16.615	16.366
5	10:06:53.274	51.439	18.576	16.536	16.327
6	10:07:44.581	<b>51.307</b>	<b>18.510</b>	16.506	16.291
7	10:08:36.079	51.498	18.678	16.525	16.295
8	10:09:27.541	51.462	18.618	16.577	<b>16.267</b>
9	10:10:18.954	51.413	18.602	16.542	16.269
10	10:11:10.390	51.436	18.602	16.546	16.288
11	10:12:02.265	51.875	19.008	16.524	16.343

Lap	Time of Day	Lap Tm	S1 Tm	S2 Tm	S3 Tm
<b>(280) Brandon NILSSON</b>					
1	10:03:30.395	57.209	22.433	17.697	17.079
2	10:04:22.907	52.512	19.370	16.737	16.405
3	10:05:15.191	52.284	18.976	16.599	16.709
4	10:06:06.519	51.328	18.600	<b>16.464</b>	<b>16.264</b>
5	10:06:58.141	51.622	18.496	16.514	16.612
6	10:07:49.625	51.484	18.506	16.660	16.318
7	10:08:41.255	51.630	18.482	16.558	16.590
8	10:09:33.421	52.166	19.289	16.572	16.305
9	10:10:24.707	51.286	18.426	16.596	16.264
10	10:11:15.920	<b>51.213</b>	<b>18.384</b>	16.554	16.275
11	10:12:07.626	51.706	18.749	16.569	16.388

Lap	Time of Day	Lap Tm	S1 Tm	S2 Tm	S3 Tm
<b>(259) Nicolas PICOT</b>					
1	10:03:26.229	53.530	20.146	16.864	16.520
2	10:04:18.471	52.242	18.769	16.804	16.669
3	10:05:10.028	51.557	18.733	16.559	16.265
4	10:06:01.921	51.893	18.893	16.746	16.254
5	10:06:53.474	51.553	18.745	16.572	16.236
6	10:07:44.797	51.323	18.550	16.542	16.231
7	10:08:36.159	51.362	18.623	16.510	<b>16.229</b>
8	10:09:27.693	51.534	18.758	<b>16.491</b>	16.285
9	10:10:19.240	51.547	18.674	16.636	16.237
10	10:11:10.520	<b>51.280</b>	<b>18.519</b>	16.517	16.244
11	10:12:02.422	51.902	19.020	16.628	16.254

Lap	Time of Day	Lap Tm	S1 Tm	S2 Tm	S3 Tm
<b>(293) Sandor JAKAB</b>					
1	10:03:30.961	57.430	22.771	17.920	16.739
2	10:04:24.025	53.064	19.671	16.992	16.401
3	10:05:15.596	51.571	18.601	16.597	16.373
4	10:06:06.797	<b>51.201</b>	<b>18.364</b>	16.531	16.306
5	10:06:58.315	51.518	18.542	<b>16.443</b>	16.533
6	10:07:49.845	51.530	18.771	16.493	<b>16.266</b>
7	10:08:41.178	51.333	18.485	16.489	16.359
8	10:09:34.183	53.005	19.546	16.580	16.879
9	10:10:26.028	51.845	18.452	16.938	16.455
10	10:11:17.447	51.419	18.472	16.617	16.330
11	10:12:09.821	52.374	18.635	16.918	16.821

Lap	Time of Day	Lap Tm	S1 Tm	S2 Tm	S3 Tm
<b>(261) Stephane KOX</b>					
1	10:03:27.239	54.623	20.512	17.426	16.685
2	10:04:18.978	51.739	18.649	16.734	16.356
3	10:05:11.183	52.205	18.789	16.618	16.798
4	10:06:02.900	51.717	18.684	16.479	16.554
5	10:06:54.438	51.538	18.599	16.592	16.347
6	10:07:46.700	52.262	19.084	16.703	16.475
7	10:08:38.200	51.500	18.703	16.473	16.324
8	10:09:29.450	51.250	18.506	16.456	16.288
9	10:10:20.596	51.146	18.486	16.427	16.233
10	10:11:11.736	51.140	18.464	16.460	16.216
11	10:12:02.782	<b>51.046</b>	<b>18.450</b>	<b>16.412</b>	<b>16.184</b>

Lap	Time of Day	Lap Tm	S1 Tm	S2 Tm	S3 Tm
<b>(230) Charlie TURNER</b>					
1	10:03:30.868	57.107	22.753	17.499	16.855
2	10:04:23.120	52.252	19.216	16.682	16.354
3	10:05:15.048	51.928	19.032	16.532	16.364
4	10:06:06.234	<b>51.186</b>	18.489	16.379	16.318
5	10:06:58.249	52.015	<b>18.017</b>	17.004	16.994
6	10:07:50.161	51.912	19.253	<b>16.350</b>	<b>16.309</b>
7	10:08:41.394	51.233	18.463	16.455	16.315
8	10:09:34.065	52.671	19.586	16.452	16.633
9	10:10:26.293	52.228	18.801	16.740	16.687
10	10:11:17.718	51.425	18.478	16.502	16.445
11	10:12:10.115	52.397	18.542	16.630	17.225

Lap	Time of Day	Lap Tm	S1 Tm	S2 Tm	S3 Tm
<b>(271) Christopher FRIEDRICH</b>					
1	10:03:28.360	55.267	21.620	17.106	16.541
2	10:04:20.957	52.597	19.499	16.840	16.258
3	10:05:12.651	51.694	18.737	16.647	16.310
4	10:06:03.561	<b>50.910</b>	18.242	<b>16.454</b>	16.214
5	10:06:55.915	52.354	18.578	16.862	16.914
6	10:07:46.946	51.031	18.360	16.491	<b>16.180</b>
7	10:08:38.611	51.665	18.812	16.522	16.331
8	10:09:29.791	51.180	<b>18.209</b>	16.765	16.206
9	10:10:20.912	51.121	18.339	16.476	16.306
10	10:11:12.108	51.196	18.445	16.513	16.238
11	10:12:03.381	51.273	18.467	16.513	16.293

Lap	Time of Day	Lap Tm	S1 Tm	S2 Tm	S3 Tm
<b>(220) Mathias SMITH</b>					
1	10:03:28.075	55.219	21.744	16.980	16.495
2	10:04:22.459	54.384	19.934	17.636	16.814
3	10:05:13.850	51.391	18.701	16.454	16.236
4	10:06:05.238	51.388	<b>18.372</b>	16.480	16.536
5	10:06:58.777	53.539	19.042	16.545	17.952
6	10:07:51.870	53.093	19.560	17.142	16.391
7	10:08:43.148	51.278	18.580	16.440	16.258
8	10:09:34.392	<b>51.244</b>	18.557	16.465	<b>16.222</b>
9	10:10:26.702	52.310	18.611	16.731	16.968
10	10:11:18.446	51.744	18.937	<b>16.438</b>	16.369
11	10:12:10.766	52.320	19.184	16.736	16.400

Lap	Time of Day	Lap Tm	S1 Tm	S2 Tm	S3 Tm
<b>(240) Petr BEZEL</b>					
1	10:03:27.582	54.813	21.193	16.876	16.744
2	10:04:19.095	51.513	18.637	16.665	16.211
3	10:05:11.009	51.914	18.816	16.643	16.455
4	10:06:02.781	51.772	<b>18.607</b>	16.582	16.583
5	10:06:54.610	51.829	18.987	16.633	<b>16.209</b>
6	10:07:46.535	51.925	18.744	16.741	16.440

Lap	Time of Day	Lap Tm	S1 Tm	S2 Tm	S3 Tm
<b>(245) Hubert PETIT</b>					
1	10:03:30.541	56.907	22.492	17.411	17.004



Rotax Euro Challenge 2012 Wackersdorf

Rotax Seniors

Wackersdorf 1,275 Km

Second Chance Heat

13.05.2012 10:00

Race (11 Laps) started at 10:02:32

Lap	Time of Day	Lap Tm	S1 Tm	S2 Tm	S3 Tm
2	10:04:22.658	52.117	19.125	16.580	16.412
3	10:05:14.553	51.895	19.099	16.538	16.258
4	10:06:05.573	<b>51.020</b>	<b>18.432</b>	16.362	16.226
5	10:06:58.190	52.617	18.940	16.451	17.226
6	10:07:52.680	54.490	20.005	17.834	16.651
7	10:08:44.091	51.411	18.822	16.377	16.212
8	10:09:35.231	51.140	18.690	<b>16.304</b>	<b>16.146</b>
9	10:10:26.776	51.545	18.475	16.377	16.693
10	10:11:18.557	51.781	18.752	16.427	16.602
11	10:12:10.911	52.354	19.338	16.616	16.400

Lap	Time of Day	Lap Tm	S1 Tm	S2 Tm	S3 Tm
10	10:11:22.998	52.452	19.085	16.640	16.727
11	10:12:14.801	51.803	18.883	16.602	16.318

(270) Santeri VARIS

1	10:03:29.697	56.629	22.402	17.276	16.951
2	10:04:22.374	52.677	18.746	17.368	16.563
3	10:05:13.613	<b>51.239</b>	18.487	16.525	16.227
4	10:06:05.329	51.716	<b>18.454</b>	<b>16.512</b>	16.750
5	10:06:58.391	53.062	18.794	17.002	17.266
6	10:07:52.778	54.387	19.802	18.021	16.564
7	10:08:44.642	51.864	18.906	16.590	16.368
8	10:09:36.940	52.298	18.654	17.077	16.567
9	10:10:28.512	51.572	18.639	16.649	16.284
10	10:11:20.116	51.604	18.831	16.530	16.243
11	10:12:11.377	51.261	18.496	16.556	<b>16.209</b>

(233) Manon CHAVAGNE

1	10:03:32.105	57.961	22.917	17.926	17.118
2	10:04:25.959	53.854	19.695	17.455	16.704
3	10:05:18.024	52.065	18.609	16.793	16.663
4	10:06:09.372	<b>51.348</b>	<b>18.543</b>	<b>16.511</b>	16.294
5	10:07:01.201	51.829	18.822	16.597	16.410
6	10:07:53.762	52.561	19.443	16.687	16.431
7	10:08:46.801	53.039	19.906	16.664	16.469
8	10:09:39.045	52.244	18.705	17.143	16.396
9	10:10:30.781	51.736	19.014	16.513	<b>16.209</b>
10	10:11:22.889	52.108	19.028	16.582	16.498
11	10:12:15.065	52.176	19.216	16.597	16.363

(267) Max RENBERG

1	10:03:32.507	56.994	22.396	17.681	16.917
2	10:04:26.794	54.287	20.230	17.122	16.935
3	10:05:19.059	52.265	18.967	16.927	<b>16.371</b>
4	10:06:11.249	52.190	19.022	16.774	16.394
5	10:07:02.894	51.645	18.559	16.663	16.423
6	10:07:54.686	51.792	18.766	16.643	16.383
7	10:08:47.033	52.347	19.157	16.678	16.512
8	10:09:40.027	52.994	18.783	17.144	17.067
9	10:10:31.948	51.921	18.877	16.671	16.373
10	10:11:23.579	<b>51.631</b>	<b>18.558</b>	<b>16.620</b>	16.453
11	10:12:15.655	52.076	18.724	16.842	16.510

(301) Jonathan JOHANSSON

1	10:03:31.494	57.830	23.291	17.625	16.914
2	10:04:25.323	53.829	19.617	17.575	16.637
3	10:05:16.981	51.658	18.643	16.633	16.382
4	10:06:08.222	<b>51.241</b>	18.588	<b>16.475</b>	<b>16.178</b>
5	10:06:59.555	51.333	18.525	16.536	16.272
6	10:07:53.555	54.000	19.430	17.900	16.670
7	10:08:45.615	52.060	19.257	16.526	16.277
8	10:09:37.368	51.753	18.911	16.633	16.209
9	10:10:28.673	51.305	<b>18.490</b>	16.519	16.296
10	10:11:20.718	52.045	19.148	16.632	16.265
11	10:12:12.176	51.458	18.641	16.507	16.310

(286) Lukasz BARTOSZUK

1	10:03:29.336	56.400	22.300	17.351	16.749
2	10:04:22.575	53.239	18.918	17.725	16.596
3	10:05:15.772	53.197	19.613	16.870	16.714
4	10:06:07.086	<b>51.314</b>	<b>18.542</b>	<b>16.431</b>	16.341
5	10:06:58.672	51.586	18.571	16.447	16.568
6	10:07:52.888	54.216	20.135	17.577	16.504
7	10:08:48.845	55.957	22.821	16.740	16.396
8	10:09:40.513	51.668	18.710	16.664	16.294
9	10:10:32.323	51.810	18.633	16.730	16.447
10	10:11:23.941	51.618	18.755	16.597	<b>16.266</b>
11	10:12:15.753	51.812	18.631	16.738	16.443

(284) Oliver MYERS

1	10:03:31.618	56.562	22.155	17.555	16.852
2	10:04:25.179	53.561	18.882	18.043	16.636
3	10:05:17.127	51.948	<b>18.611</b>	16.961	16.376
4	10:06:08.942	51.815	18.644	16.629	16.542
5	10:07:01.320	52.378	19.135	16.498	16.745
6	10:07:53.622	52.302	18.829	16.834	16.639
7	10:08:45.926	52.304	19.446	16.550	<b>16.308</b>
8	10:09:37.754	51.828	18.922	16.562	16.344
9	10:10:29.307	<b>51.553</b>	18.637	16.581	16.335
10	10:11:21.374	52.067	19.220	<b>16.492</b>	16.355
11	10:12:13.071	51.697	18.713	16.574	16.410

(237) Sten Dorian PIIRIMAGI

1	10:03:32.205	57.882	23.293	17.555	17.034
2	10:04:26.567	54.362	20.105	17.602	16.655
3	10:05:18.901	52.334	18.863	17.076	16.395
4	10:06:10.239	51.338	18.625	16.430	16.283
5	10:07:01.503	51.264	18.622	16.408	<b>16.234</b>
6	10:08:01.250	59.747	26.726	16.700	16.321
7	10:08:52.806	51.556	18.765	16.529	16.262
8	10:09:44.288	51.482	18.592	16.621	16.269
9	10:10:35.829	51.541	18.680	16.562	16.299
10	10:11:27.035	<b>51.206</b>	<b>18.501</b>	16.458	16.247
11	10:12:18.303	51.268	18.593	<b>16.396</b>	16.279

(246) Sabedin Berat TURKER

1	10:03:31.787	58.202	23.210	17.647	17.345
2	10:04:26.200	54.413	19.869	17.430	17.114
3	10:05:18.535	52.335	19.045	16.834	16.456
4	10:06:09.807	51.272	<b>18.409</b>	16.593	16.270
5	10:07:01.589	51.782	18.595	16.683	16.504
6	10:07:53.908	52.319	19.258	16.745	16.316
7	10:08:46.464	52.556	19.287	16.794	16.475
8	10:09:38.088	51.624	18.645	16.696	16.283
9	10:10:29.481	51.393	18.512	16.668	16.213
10	10:11:21.945	52.464	19.760	16.497	<b>16.207</b>
11	10:12:13.149	<b>51.204</b>	18.495	<b>16.488</b>	16.221

(226) Erik STILLMANN

1	10:03:46.594	1:12.364	38.096	17.643	16.625
2	10:04:39.887	53.293	19.402	16.894	16.997
3	10:05:31.693	51.806	18.873	16.605	16.328
4	10:06:23.442	51.749	18.814	16.564	16.371
5	10:07:15.047	<b>51.605</b>	18.826	16.511	16.268
6	10:08:06.686	51.639	18.890	<b>16.484</b>	<b>16.265</b>
7	10:08:58.363	51.677	18.731	16.576	16.370
8	10:09:50.448	52.085	18.745	16.575	16.765
9	10:10:42.149	51.701	18.802	16.629	16.270
10	10:11:33.758	51.609	<b>18.641</b>	16.640	16.328
11	10:12:25.771	52.013	18.773	16.586	16.654

(252) Juuso PYKALAINEN

1	10:03:32.384	57.359	22.702	17.667	16.990
2	10:04:26.023	53.639	19.641	17.490	16.508
3	10:05:19.346	53.323	19.562	17.353	16.408
4	10:06:10.901	51.555	18.601	16.614	16.340
5	10:07:02.613	51.712	18.544	16.716	16.452
6	10:07:54.168	51.555	18.689	16.603	16.263
7	10:08:46.882	52.714	19.206	16.803	16.705
8	10:09:39.333	52.451	18.725	17.210	16.516
9	10:10:30.546	<b>51.213</b>	<b>18.458</b>	<b>16.526</b>	<b>16.229</b>

(243) Glenn VAN PARIJS

1	10:03:30.742	57.263	22.371	17.325	17.567
2	10:04:24.313	53.571	19.764	16.964	16.843
3	10:05:16.090	51.777	18.819	16.583	16.375
4	10:06:07.815	51.725	18.877	16.596	<b>16.252</b>



# Rotax Euro Challenge 2012 Wackersdorf

Rotax Seniors

Wackersdorf 1,275 Km

Second Chance Heat

13.05.2012 10:00

Race (11 Laps) started at 10:02:32

Lap	Time of Day	Lap Tm	S1 Tm	S2 Tm	S3 Tm	Lap	Time of Day	Lap Tm	S1 Tm	S2 Tm	S3 Tm
5	10:06:59.369	<b>51.554</b>	<b>18.680</b>	<b>16.531</b>	16.343						
6	10:07:52.994	53.625	19.327	17.169	17.129						
7	10:08:47.282	54.288	21.137	16.715	16.436						
8	10:09:39.768	52.486	18.736	17.068	16.682						
9	10:10:31.957	52.189	18.971	16.618	16.600						
<b>(255) Moritz OBERHEIM</b>											
1	10:03:27.814	54.986	21.573	16.944	16.469						
2	10:04:20.771	52.957	19.523	16.950	16.484						
3	10:05:12.182	51.411	18.623	16.469	16.319						
4	10:06:03.163	<b>50.981</b>	18.487	<b>16.314</b>	<b>16.180</b>						
5	10:06:55.771	52.608	18.864	16.827	16.917						
6	10:07:47.646	51.875	18.944	16.584	16.347						
7	10:08:39.457	51.811	<b>18.464</b>	16.713	16.634						
8	10:09:39.377	59.920	25.917	17.099	16.904						
9	10:10:32.532	53.155	18.949	16.768	17.438						
<b>(272) Jules COUSIN</b>											
1	10:03:27.708	54.909	20.822	17.036	17.051						
2	10:04:20.876	53.168	19.503	17.192	16.473						
3	10:05:12.751	51.875	18.702	16.541	16.632						
4	10:06:03.684	<b>50.933</b>	<b>18.379</b>	<b>16.415</b>	<b>16.139</b>						
5	10:06:56.506	52.822	18.602	16.878	17.342						
6	10:07:47.769	51.263	18.499	16.541	16.223						
7	10:08:39.377	51.608	18.555	16.636	16.417						
8	10:09:54.083	1:14.706	23.769	26.196	24.741						
<b>(227) Matija JURKOVIC</b>											
1	10:03:30.669	<b>57.291</b>	22.592	<b>17.369</b>	<b>17.330</b>						
2	10:04:46.516	1:15.847	<b>20.064</b>	18.149	37.634						
3	10:05:51.323	1:04.807	21.344	19.602	23.861						
<b>(225) Jeremie LESOUDIER</b>											
1	10:03:44.770	1:10.755	34.494	18.685	<b>17.576</b>						
2	10:04:42.014	<b>57.244</b>	<b>20.383</b>	<b>17.538</b>	19.323						
<b>(219) Andreas BACKMAN</b>											
1	10:03:48.640	1:14.665	39.451	18.443	<b>16.771</b>						
2	10:04:44.015	<b>55.375</b>	<b>20.256</b>	<b>16.837</b>	18.282						
<b>(279) Juuso KAUKELIN</b>											
1	10:03:32.708	<b>58.151</b>	<b>23.583</b>	<b>17.628</b>	<b>16.940</b>						
<b>(248) Artem KOROLEV</b>											
1	10:03:32.969	<b>58.396</b>	<b>24.481</b>	<b>17.206</b>	<b>16.709</b>						
<b>(258) Mikkel JOHNSEN</b>											
1	10:03:59.181	<b>1:25.402</b>	<b>38.357</b>	<b>22.549</b>	<b>24.496</b>						
<b>(300) Joel AFFOLTER</b>											
1	10:03:32.842	58.478	24.531	17.075	16.872						
2	10:04:26.379	53.537	19.625	17.297	16.615						
3	10:05:17.896	51.517	18.680	16.490	16.347						
4	10:06:09.116	51.220	<b>18.347</b>	16.485	16.388						
5	10:07:00.372	51.256	18.637	16.411	16.208						
6	10:07:53.277	52.905	18.755	17.629	16.521						
7	10:08:45.197	51.920	19.170	16.516	16.234						
8	10:09:36.730	51.533	18.363	16.657	16.513						
9	10:10:28.093	51.363	18.686	16.455	16.222						
10	10:11:19.063	<b>50.970</b>	18.402	<b>16.409</b>	<b>16.159</b>						
11	10:12:10.448	51.385	18.512	16.571	16.302						



# Rotax Euro Challenge 2012 Wackersdorf

Rotax Seniors

Wackersdorf 1,275 Km

Consolation Race qualified 63-90

13.05.2012 10:40

Race (11 Laps) started at 10:44:10

Pos	No.	Name	Nat.	Chassis	Race Team	Laps	Total Tm	Diff	Best Tm	In Lap	km/h	Points
1	241	Pierre AUVRAY	FRA	FA Kart	DSS Kart	11	9:29.896		51.179	7	89,685	0
2	304	Oliver NORRIS	GBR	Tonykart	RL Racing Dept Ltd	11	9:30.372	0.476	51.230	8	89,596	0
3	302	Kevin MINIER	FRA	Tonykart	MD Competition	11	9:31.147	1.251	51.333	8	89,416	0
4	257	Ebba GRANDIN	SWE	Kosmic	Soda Kart	11	9:31.479	1.583	51.289	6	89,493	0
5	244	Eva BENES	FRA	Kosmic	PKS	11	9:31.889	1.993	51.408	8	89,286	0
6	275	Benjamin KARLOG	DEN	Tonykart	RS Competition	11	9:50.709	20.813	52.090	2	88,117	0
7	242	Miroslav KOVAR	CZE	MS Kart	MS Kart Racing Team	11	9:51.400	21.504	52.144	2	88,025	0

## Announcements

These results are provisional until the conclusion of any judicial and technical matters

Started: 7      Classified: 7      Not classified: 0

Margin of Victory	Ø km/h	Best Lap Tm	km/h	Best Lap by
0.476	88,595	51.179	89,685	241 - Pierre AUVRAY

Official Timing [www.camp-company.de](http://www.camp-company.de) / [www.motorsport-events.se](http://www.motorsport-events.se)

Orbits

Timekeeping Ingrid and Meik Wagner:

Clerk of the course Nigel Edwards:

[www.mylaps.com](http://www.mylaps.com)

Steward (Chairman) Horst Seidel:

Chief Scrutineer Paul Klaassen:

Licensed to: Motorsport Events

Printed: 13.05.2012 10:55:49

posted at:

h



# Rotax Euro Challenge 2012 Wackersdorf

Rotax Seniors

Wackersdorf 1,275 Km

Consolation Race qualified 63-90

13.05.2012 10:40

Race (11 Laps) started at 10:44:10

Lap	Time of Day	Lap Tm	S1 Tm	S2 Tm	S3 Tm	Lap	Time of Day	Lap Tm	S1 Tm	S2 Tm	S3 Tm
<b>(241) Pierre AUVRAY</b>						7	10:50:27.111	52.999	19.613	16.871	16.515
1	10:45:04.201	53.482	20.441	16.764	16.277	8	10:51:20.185	53.074	19.816	<b>16.767</b>	16.491
2	10:45:55.882	51.681	18.600	16.682	16.399	9	10:52:13.942	53.757	20.110	16.932	16.715
3	10:46:47.342	51.460	18.699	16.495	16.266	10	10:53:07.387	53.445	18.935	17.198	17.312
4	10:47:38.899	51.557	18.648	16.612	16.297	11	10:54:01.230	53.843	19.731	16.791	17.321
5	10:48:30.305	51.406	18.596	16.533	16.277	<b>(242) Miroslav KOVAR</b>					
6	10:49:21.594	51.289	18.614	<b>16.466</b>	<b>16.209</b>	1	10:45:06.156	55.191	21.154	16.942	17.095
7	10:50:12.773	<b>51.179</b>	<b>18.411</b>	16.501	16.267	2	10:45:58.300	<b>52.144</b>	<b>18.952</b>	<b>16.705</b>	<b>16.487</b>
8	10:51:04.221	51.448	18.625	16.523	16.300	3	10:46:51.979	53.679	19.456	16.935	17.288
9	10:51:55.955	51.734	18.964	16.518	16.252	4	10:47:45.502	53.523	19.323	16.753	17.447
10	10:52:48.861	52.906	18.838	17.317	16.751	5	10:48:39.643	54.141	20.602	16.740	16.799
11	10:53:40.417	51.556	18.626	16.575	16.355	6	10:49:34.024	54.381	20.385	17.106	16.890
<b>(304) Oliver NORRIS</b>						7	10:50:26.846	52.822	19.398	16.768	16.656
1	10:45:03.386	52.865	19.889	16.644	16.332	8	10:51:20.000	53.154	19.769	16.786	16.599
2	10:45:54.887	51.501	18.684	16.512	16.305	9	10:52:14.014	54.014	19.979	17.014	17.021
3	10:46:46.729	51.842	18.799	16.707	16.336	10	10:53:07.218	53.204	19.104	16.818	17.282
4	10:47:38.119	51.390	18.720	16.413	16.257	11	10:54:01.921	54.703	19.681	16.846	18.176
5	10:48:29.650	51.531	18.832	16.396	16.303	<b>(302) Kevin MINIER</b>					
6	10:49:21.137	51.487	18.758	16.396	16.333	1	10:45:04.848	54.002	20.673	16.865	16.464
7	10:50:12.666	51.529	18.727	16.451	16.351	2	10:45:57.303	52.455	19.358	16.711	16.386
8	10:51:03.896	<b>51.230</b>	<b>18.543</b>	<b>16.386</b>	16.301	3	10:46:48.966	51.663	18.766	16.541	16.356
9	10:51:55.708	51.812	19.092	16.432	16.288	4	10:47:40.866	51.900	19.050	16.515	16.335
10	10:52:49.446	53.738	19.227	17.859	16.652	5	10:48:32.513	51.647	18.792	16.545	<b>16.310</b>
11	10:53:40.893	51.447	18.716	16.502	<b>16.229</b>	6	10:49:23.963	51.450	18.576	16.534	16.340
<b>(257) Ebba GRANDIN</b>						7	10:50:15.831	51.868	18.614	16.904	16.350
1	10:45:05.098	54.358	21.151	16.875	16.332	8	10:51:07.164	<b>51.333</b>	<b>18.532</b>	<b>16.472</b>	16.329
2	10:45:57.662	52.564	19.212	16.787	16.565	9	10:51:58.698	51.534	18.606	16.559	16.369
3	10:46:49.127	51.465	18.629	16.556	16.280	10	10:52:50.190	51.492	18.572	16.578	16.342
4	10:47:40.580	51.453	18.545	16.522	16.386	11	10:53:41.668	51.478	18.631	16.500	16.347
5	10:48:32.115	51.535	18.635	16.573	16.327	<b>(244) Eva BENES</b>					
6	10:49:23.404	<b>51.289</b>	<b>18.498</b>	16.538	<b>16.253</b>	1	10:45:04.017	53.390	20.203	16.690	16.497
7	10:50:15.033	51.629	18.709	16.580	16.340	2	10:45:56.206	52.189	19.121	16.586	16.482
8	10:51:06.685	51.652	18.690	16.664	16.298	3	10:46:47.888	51.682	18.766	<b>16.446</b>	16.470
9	10:51:58.407	51.722	18.538	16.721	16.463	4	10:47:39.513	51.625	18.718	16.543	16.364
10	10:52:50.551	52.144	18.642	17.072	16.430	5	10:48:31.228	51.715	18.737	16.619	16.359
11	10:53:42.000	51.449	18.615	<b>16.498</b>	16.336	6	10:49:23.031	51.803	18.642	16.678	16.483
<b>(244) Eva BENES</b>						7	10:50:15.488	52.457	19.455	16.657	16.345
1	10:45:04.017	53.390	20.203	16.690	16.497	8	10:51:06.896	<b>51.408</b>	18.634	16.464	<b>16.310</b>
2	10:45:56.206	52.189	19.121	16.586	16.482	9	10:51:58.821	51.925	18.646	16.597	16.682
3	10:46:47.888	51.682	18.766	<b>16.446</b>	16.470	10	10:52:50.770	51.949	18.621	16.720	16.608
4	10:47:39.513	51.625	18.718	16.543	16.364	11	10:53:42.410	51.640	<b>18.556</b>	16.536	16.548
5	10:48:31.228	51.715	18.737	16.619	16.359	<b>(275) Benjamin KARLOG</b>					
6	10:49:23.031	51.803	18.642	16.678	16.483	1	10:45:06.409	55.533	21.374	17.005	17.154
7	10:50:15.488	52.457	19.455	16.657	16.345	2	10:45:58.499	<b>52.090</b>	<b>18.852</b>	16.812	<b>16.426</b>
8	10:51:06.896	<b>51.408</b>	18.634	16.464	<b>16.310</b>	3	10:46:51.959	53.460	19.102	17.031	17.327
9	10:51:58.821	51.925	18.646	16.597	16.682	4	10:47:45.533	53.574	19.111	17.077	17.386
10	10:52:50.770	51.949	18.621	16.720	16.608	5	10:48:39.763	54.230	20.259	16.876	17.095
11	10:53:42.410	51.640	<b>18.556</b>	16.536	16.548	6	10:49:34.112	54.349	20.112	17.104	17.133

Timekeeping Ingrid and Meik Wagner:

Clerk of the course Nigel Edwards:

[www.mylaps.com](http://www.mylaps.com)

Steward (Chairman) Horst Seidel:

Chief Scrutineer Paul Klaassen:

Licensed to: Motorsport Events

Printed: 13.05.2012 10:56:09

posted at:

h

Rotax Euro Challenge 2012  
 Class: Rotax Max Seniors  
 Date/Time: 13.05.2012 11:40

Track: Wackersdorf / Germany  
 Heat: Prefinal  
 Laps: 14

Edition 1

Petr BEZEL	<b>240</b>	2nd Chance 5
	33	
Stephane KOX	<b>261</b>	2nd Chance 3
	31	
Nicolai NIELSEN	<b>218</b>	2nd Chance 1
	29	
Henry EASTHOPE	<b>263</b>	Points 47 Quali Rank 64
	27	
Jesse LAZARE	<b>221</b>	Points 46 Quali Rank 11
	25	
Bryan EERDEN	<b>216</b>	Points 44 Quali Rank 13
	23	
Alexandre FINKELSTEIN	<b>238</b>	Points 38 Quali Rank 44
	21	
Glen VAN DROOGENI	<b>217</b>	Points 38 Quali Rank 22
	19	
Ash HAND	<b>234</b>	Points 36 Quali Rank 17
	17	
Barrie PULLINGER	<b>278</b>	Points 35 Quali Rank 29
	15	
Sean BABINGTON	<b>205</b>	Points 35 Quali Rank 3
	13	
Makino TADASUKE	<b>294</b>	Points 34 Quali Rank 4
	11	
James SINGLETON	<b>232</b>	Points 29 Quali Rank 26
	9	
Jiri FORMAN	<b>212</b>	Points 20 Quali Rank 10
	7	
Andy KING	<b>236</b>	Points 20 Quali Rank 7
	5	
Philip MORIN	<b>299</b>	Points 13 Quali Rank 16
	3	
Edward BRAND	<b>203</b>	Points 9 Quali Rank 14
	1	

Pole Position

17	Petr FULIN	<b>266</b>	2nd Chance 6
		34	
16	Christopher FRIEDRICH	<b>271</b>	2nd Chance 4
		32	
15	Josh HART	<b>296</b>	2nd Chance 2
		30	
14	Francisco MORA	<b>268</b>	Points 50 Quali Rank 36
		28	
13	Ukyo SASAHARA	<b>290</b>	Points 46 Quali Rank 19
		26	
12	Jacob NIELSEN	<b>223</b>	Points 44 Quali Rank 45
		24	
11	Shaun SLAVIN	<b>211</b>	Points 40 Quali Rank 9
		22	
10	Ferenc KANCSAR	<b>207</b>	Points 38 Quali Rank 32
		20	
9	Ludvig MORIN	<b>250</b>	Points 36 Quali Rank 25
		18	
8	Michael COOL	<b>214</b>	Points 36 Quali Rank 5
		16	
7	Thomas BENISRI	<b>213</b>	Points 35 Quali Rank 15
		14	
6	John FRIBERG	<b>269</b>	Points 34 Quali Rank 18
		12	
5	Aavo TALVAR	<b>224</b>	Points 33 Quali Rank 28
		10	
4	Harrison SCOTT	<b>254</b>	Points 26 Quali Rank 6
		8	
3	Bas de LAAT	<b>260</b>	Points 20 Quali Rank 8
		6	
2	Charlie EASTWOOD	<b>208</b>	Points 14 Quali Rank 1
		4	
1	Pierce LEHANE	<b>222</b>	Points 11 Quali Rank 2
		2	

Row

Clerk of the course Nigel Edwards:  
 Stewards (Chairman) Horst Seidel:

Scrutineer Paul Klaassen:  
 Timekeeping Ingrid/Meik Wagner:

posted at: h

These results are provisional until the conclusion of any judicial and technical matters

printed 13.05.2012 11:08





# Rotax Euro Challenge 2012 Wackersdorf

Rotax Seniors Wackersdorf 1,275 Km  
 Pre-Final -NEW- 13.05.2012 11:40

Race (14 Laps) started at 11:57:12

Pos	No.	Name	Nat.	Chassis	Race Team	Laps	Total Tm	Diff	Best Tm	In Lap	km/h	Points
1	254	Harrison SCOTT	GBR	Tonykart	Strawberry Racing	14	11:56.840		50.825	11	90,310	34
2	203	Edward BRAND	GBR	Formula K	Formula K Europe	14	11:57.106	0.266	50.837	12	90,289	33
3	299	Philip MORIN	SWE	Alonso	Dan Holland Racing	14	11:59.253	2.413	51.080	11	89,859	32
4	205	Sean BABINGTON	GBR	Alonso	Dan Holland Racing	14	12:05.400	8.560	51.114	13	89,799	31
5	260	Bas de LAAT	NED	Gillard	PDB Racing Team	14	12:06.018	9.178	51.113	13	89,801	30
6	250	Ludvig MORIN	SWE	Kosmic	Paul Carr Racing	14	12:06.027	9.187	51.184	13	89,676	29
7	213	Thomas BENISRI	FRA	Sodikart	Win Max	14	12:06.418	9.578	51.098	11	89,827	28
8	212	Jiri FORMAN	GBR	MS Kart	MS Kart Racing Team	14	12:06.779	9.939	51.068	13	89,880	27
9	232	James SINGLETON	GBR	CRG	Coles Racing	14	12:07.417	10.577	51.165	12	89,710	26
10	211	Shaun SLAVIN	GBR	Formula K	Formula K Europe	14	12:10.382	13.542	51.099	11	89,826	25
11	278	Barrie PULLINGER	GBR	Alonso	Dan Holland Racing	14	12:10.815	13.975	51.162	11	89,715	24
12	234	Ash HAND	GBR	Tonykart	Strawberry Racing	14	12:11.033	14.193	51.176	11	89,690	23
13	290	Ukyo SASAHARA	JPN	DR	VPDR	14	12:11.106	14.266	51.071	13	89,875	22
14	269	John FRIBERG	SWE	Tonykart	Soda Kart	14	12:11.236	14.396	51.101	8	89,822	21
15	217	Glen VAN DROOGENBROEC	BEL	Tonykart	Bouvin Power	14	12:11.411	14.571	51.095	9	89,833	20
16	294	Makino TADASUKE	JPN	Birel	Kalman Motorsport	14	12:13.287	16.447	50.881	12	90,210	19
17	214	Michael COOL	BEL	Tonykart	Bouvin Power	14	12:13.569	16.729	51.310	8	89,456	18
18	266	Petr FULIN	CZE	MS Kart	MS Kart Racing Team	14	12:14.687	17.847	51.395	9	89,308	17
19	221	Jesse LAZARE	CAN	Formula K	Chapman Racing/Protrain	14	12:15.870	19.030	51.302	9	89,470	16
20	240	Petr BEZEL	CZE	MS Kart	MS Kart Racing Team	14	12:16.313	19.473	51.225	6	89,605	15
21	296	Josh HART	NZL	Birel	Kalman Motorsport	14	12:16.515	19.675	51.157	3	89,724	14
22	218	Nicolai NIELSEN	DEN	TBA	Star Karting	14	12:16.571	19.731	51.435	9	89,239	13
23	268	Francisco MORA	POR	FA	Cabo do Mundo Kartteam	14	12:16.857	20.017	51.370	10	89,352	12
24	207	Ferenc KANCSAR	AUT	Birel	Kalman Motorsport	14	12:17.228	20.388	51.118	13	89,792	11
25	208	Charlie EASTWOOD	IRL	Formula K	Protrain Racing	14	12:17.923	21.083	51.581	10	88,986	10
26	216	Bryan EERDEN	NED	Gillard	PDB Racing Team	14	12:18.004	21.164	51.186	10	89,673	9
27	261	Stephane KOX	NED	Formula K	Formula K Europe	14	12:18.123	21.283	51.304	7	89,467	8
28	223	Jacob NIELSEN	DEN	Kosmic	Star Karting	14	12:18.250	21.410	51.220	8	89,613	7
29	238	Alexandre FINKELSTEIN	FRA	Tonykart	MD Competition	14	12:19.716	22.876	50.988	12	90,021	6
30	263	Henry EASTHOPE	GBR	Sodikart	Sodikart Junior Team	14	12:19.781	22.941	51.098	12	89,827	5
31	271	Christopher FRIEDRICH	GER	Praga	M-Tec/Praga Racing	14	12:20.595	23.755	51.520	14	89,092	4
32	224	Aavo TALVAR	EST	Intrepid	Talvar Racing	14	12:20.768	23.928	51.157	10	89,724	3
33	236	Andy KING	GBR	Tonykart	Strawberry Racing	2	1:44.819	12 Laps	51.538	2	89,060	2
34	222	Pierce LEHANE	AUS	Alonso	Dan Holland Racing		0.009	14 Laps		0	-	1

## Announcements

These results are provisional until the conclusion of any judicial and technical matters  
 No. 278 + 234 + 260 + 290 warning board  
 Started: 34      Classified: 34      Not classified: 0  
 No. 207 time penalty 10 sec. / reason unfair driving  
 No. 238 time penalty 10 sec. / reason unfair driving

Margin of Victory	Ø km/h	Best Lap Tm	km/h	Best Lap by
0.266	89,643	50.825	90,310	254 - Harrison SCOTT

Timekeeping Ingrid and Meik Wagner: Clerk of the course Nigel Edwards: [www.mylaps.com](http://www.mylaps.com)  
 Steward (Chairman) Horst Seidel: Chief Scrutineer Paul Klaassen: Licensed to: Motorsport Events  
 Printed: 13.05.2012 13:13:49      posted at:      h



# Rotax Euro Challenge 2012 Wackersdorf

Rotax Seniors

Wackersdorf 1,275 Km

Pre-Final

13.05.2012 11:40

Race (14 Laps) started at 11:57:12

Lap	Time of Day	Lap Tm	S1 Tm	S2 Tm	S3 Tm	Lap	Time of Day	Lap Tm	S1 Tm	S2 Tm	S3 Tm
<b>(254) Harrison SCOTT</b>						8	12:04:10.240	51.289	18.368	16.496	16.425
1	11:58:06.008	52.787	19.761	16.685	16.341	9	12:05:02.385	52.145	18.941	16.691	16.513
2	11:58:57.499	51.491	18.401	16.702	16.388	10	12:05:53.719	51.334	18.563	16.506	16.265
3	11:59:48.600	51.101	18.388	16.521	16.192	11	12:06:44.875	51.156	18.405	16.532	<b>16.219</b>
4	12:00:39.639	51.039	18.420	16.451	16.168	12	12:07:36.014	51.139	18.412	<b>16.459</b>	16.268
5	12:01:30.747	51.108	18.327	16.545	16.236	13	12:08:27.127	<b>51.113</b>	<b>18.324</b>	16.569	16.220
6	12:02:21.809	51.062	18.389	16.513	16.160	14	12:09:18.945	51.818	18.579	16.662	16.577
7	12:03:12.945	51.136	18.509	16.429	16.198	<b>(250) Ludvig MORIN</b>					
8	12:04:04.178	51.233	18.333	16.663	16.237	1	11:58:07.951	54.265	20.704	17.149	16.412
9	12:04:55.246	51.068	18.391	16.496	16.181	2	11:58:59.735	51.784	18.641	16.866	16.277
10	12:05:46.216	50.970	18.352	16.450	16.168	3	11:59:51.034	51.299	18.456	16.599	16.244
11	12:06:37.041	<b>50.825</b>	<b>18.228</b>	<b>16.416</b>	16.181	4	12:00:42.961	51.927	18.975	16.645	16.307
12	12:07:27.878	50.837	18.301	16.422	<b>16.114</b>	5	12:01:36.307	52.346	19.297	16.730	16.319
13	12:08:18.782	50.904	18.355	16.432	16.117	6	12:02:26.734	51.427	18.579	16.569	16.279
14	12:09:09.767	50.985	18.397	16.443	16.145	7	12:03:18.056	51.322	<b>18.391</b>	16.585	16.346
<b>(203) Edward BRAND</b>						8	12:04:09.334	51.278	18.467	<b>16.473</b>	16.338
1	11:58:04.985	52.058	18.983	16.640	16.435	9	12:05:00.779	51.445	18.586	16.592	16.267
2	11:58:56.840	51.855	18.529	16.785	16.541	10	12:05:52.235	51.456	18.550	16.629	16.277
3	11:59:48.071	51.231	18.432	16.459	16.340	11	12:06:43.692	51.457	18.550	16.626	16.281
4	12:00:39.241	51.170	18.478	16.411	16.281	12	12:07:35.636	51.944	18.832	16.868	16.244
5	12:01:30.440	51.199	18.453	16.436	16.310	13	12:08:26.820	<b>51.184</b>	18.436	16.562	<b>16.186</b>
6	12:02:21.589	51.149	18.441	16.445	16.263	14	12:09:18.954	52.134	18.748	16.748	16.638
7	12:03:13.225	51.636	18.925	16.493	16.218	<b>(213) Thomas BENISRI</b>					
8	12:04:04.404	51.179	18.296	16.547	16.336	1	11:58:08.374	54.863	20.711	17.629	16.523
9	12:04:55.545	51.141	18.355	16.516	16.270	2	11:59:00.369	51.995	18.783	16.739	16.473
10	12:05:46.546	51.001	18.293	16.484	16.224	3	11:59:52.110	51.741	18.545	16.613	16.583
11	12:06:37.413	50.867	<b>18.173</b>	16.454	16.240	4	12:00:43.962	51.852	18.685	16.921	16.246
12	12:07:28.250	<b>50.837</b>	18.305	16.401	<b>16.131</b>	5	12:01:36.981	53.019	19.937	16.846	<b>16.236</b>
13	12:08:19.140	50.890	18.260	16.463	16.167	6	12:02:28.174	51.193	18.408	16.536	16.249
14	12:09:10.033	50.893	18.346	<b>16.398</b>	16.149	7	12:03:19.426	51.252	18.515	16.485	16.252
<b>(299) Philip MORIN</b>						8	12:04:10.732	51.306	18.385	16.473	16.448
1	11:58:05.216	52.207	19.108	16.681	16.418	9	12:05:02.800	52.068	18.606	16.668	16.794
2	11:58:56.972	51.756	18.504	16.801	16.451	10	12:05:54.323	51.523	18.670	16.541	16.312
3	11:59:48.404	51.432	18.491	16.655	16.286	11	12:06:45.421	<b>51.098</b>	18.373	16.449	16.276
4	12:00:40.031	51.627	18.814	16.538	16.275	12	12:07:36.527	51.106	<b>18.292</b>	16.508	16.306
5	12:01:31.350	51.319	18.457	16.594	16.268	13	12:08:27.701	51.174	18.483	<b>16.427</b>	16.264
6	12:02:22.569	51.219	18.419	<b>16.478</b>	16.322	14	12:09:19.345	51.644	18.691	16.612	16.341
7	12:03:13.710	51.141	18.406	16.490	16.245	<b>(212) Jiri FORMAN</b>					
8	12:04:04.866	51.156	18.353	16.565	16.238	1	11:58:07.455	54.233	20.973	16.903	16.357
9	12:04:56.144	51.278	18.428	16.586	16.264	2	11:58:59.506	52.051	18.992	16.702	16.357
10	12:05:47.475	51.331	18.482	16.540	16.309	3	11:59:51.195	51.689	18.924	16.516	16.249
11	12:06:38.555	<b>51.080</b>	<b>18.330</b>	16.529	16.221	4	12:00:43.607	52.412	19.220	16.671	16.521
12	12:07:29.815	51.260	18.485	16.537	16.238	5	12:01:35.678	52.071	19.010	16.764	16.297
13	12:08:20.965	51.150	18.397	16.550	<b>16.203</b>	6	12:02:27.477	51.799	18.875	16.617	16.307
14	12:09:12.180	51.215	18.450	16.530	16.235	7	12:03:18.675	51.198	18.440	16.508	16.250
<b>(205) Sean BABINGTON</b>						8	12:04:10.391	51.716	18.467	16.803	16.446
1	11:58:07.050	53.503	20.528	16.753	16.222	9	12:05:02.507	52.116	18.681	16.590	16.845
2	11:58:59.803	52.753	19.503	16.775	16.475	10	12:05:53.893	51.386	18.631	16.530	16.225
3	11:59:51.409	51.606	18.765	16.599	16.242	11	12:06:45.069	51.176	18.488	16.501	16.187
4	12:00:43.478	52.069	19.188	16.661	<b>16.220</b>	12	12:07:36.786	51.717	<b>18.361</b>	16.572	16.784
5	12:01:35.051	51.573	18.685	16.512	16.376	13	12:08:27.854	<b>51.068</b>	18.417	<b>16.496</b>	<b>16.155</b>
6	12:02:26.825	51.774	18.946	16.579	16.249	14	12:09:19.706	51.852	18.736	16.650	16.466
7	12:03:18.238	51.413	18.496	16.501	16.416	<b>(207) Ferenc KANCSAR</b>					
8	12:04:09.527	51.289	18.602	<b>16.406</b>	16.281	1	11:58:09.213	55.230	21.901	16.972	16.357
9	12:05:00.956	51.429	18.530	16.615	16.284	2	11:59:00.810	51.597	18.545	16.629	16.423
10	12:05:52.395	51.439	18.555	16.528	16.356	3	11:59:52.683	51.873	18.869	16.638	16.366
11	12:06:43.879	51.484	18.530	16.650	16.304	4	12:00:44.782	52.099	19.119	16.654	16.326
12	12:07:35.560	51.681	18.844	16.547	16.290	5	12:01:37.333	52.551	19.255	16.973	16.323
13	12:08:26.674	<b>51.114</b>	<b>18.377</b>	16.462	16.275	6	12:02:28.804	51.471	18.409	16.705	16.357
14	12:09:18.327	51.653	18.796	16.450	16.407	7	12:03:20.350	51.546	18.671	16.507	16.368
<b>(260) Bas de LAAT</b>						8	12:04:11.800	51.450	18.516	16.637	16.297
1	11:58:06.975	53.836	20.716	16.775	16.345	9	12:05:03.064	51.264	18.417	16.546	16.301
2	11:58:59.155	52.180	18.971	16.766	16.443	10	12:05:54.528	51.464	18.627	16.580	16.257
3	11:59:50.876	51.721	18.569	16.582	16.570	11	12:06:45.812	51.284	18.378	16.661	<b>16.245</b>
4	12:00:44.026	53.150	19.414	17.238	16.498	12	12:07:37.069	51.257	18.437	<b>16.489</b>	16.331
5	12:01:35.990	51.964	19.092	16.605	16.267	13	12:08:28.187	<b>51.118</b>	<b>18.300</b>	16.572	16.246
6	12:02:27.800	51.810	18.659	16.853	16.298	14	12:09:20.155	51.968	18.524	16.684	16.760
7	12:03:18.951	51.151	18.376	16.503	16.272	<b>(232) James SINGLETON</b>					



Rotax Euro Challenge 2012 Wackersdorf

Rotax Seniors

Wackersdorf 1,275 Km

Pre-Final

13.05.2012 11:40

Race (14 Laps) started at 11:57:12

Lap	Time of Day	Lap Tm	S1 Tm	S2 Tm	S3 Tm	Lap	Time of Day	Lap Tm	S1 Tm	S2 Tm	S3 Tm
1	11:58:06.881	53.561	20.353	16.745	16.463	10	12:05:57.040	51.938	18.952	16.671	16.315
2	11:58:58.910	52.029	18.870	16.689	16.470	11	12:06:48.216	<b>51.176</b>	18.401	<b>16.529</b>	16.246
3	11:59:50.962	52.052	18.974	16.542	16.536	12	12:07:39.440	51.224	18.406	16.542	16.276
4	12:00:43.228	52.266	19.253	16.700	16.313	13	12:08:31.358	51.918	<b>18.293</b>	16.830	16.795
5	12:01:35.450	52.222	19.321	16.636	16.265	14	12:09:23.960	52.602	19.114	16.865	16.623
6	12:02:27.936	52.486	19.301	16.923	16.262	<b>(290) Ukyo SASAHARA</b>					
7	12:03:19.239	51.303	18.417	16.541	16.345	1	11:58:13.854	59.299	23.701	18.610	16.988
8	12:04:10.560	51.321	18.324	16.530	16.467	2	11:59:06.426	52.572	18.882	17.394	16.296
9	12:05:02.685	52.125	18.922	16.638	16.565	3	11:59:58.297	51.871	18.386	16.846	16.639
10	12:05:54.832	52.147	19.220	16.603	16.324	4	12:00:49.748	51.451	18.515	16.663	16.273
11	12:06:46.041	51.209	<b>18.288</b>	16.597	16.324	5	12:01:41.290	51.542	18.566	16.569	16.407
12	12:07:37.206	<b>51.165</b>	18.415	<b>16.526</b>	16.224	6	12:02:32.630	51.340	18.448	16.544	16.348
13	12:08:28.439	51.233	18.440	16.574	<b>16.219</b>	7	12:03:24.226	51.596	18.480	16.680	16.436
14	12:09:20.344	51.905	18.436	16.657	16.812	8	12:04:15.413	51.187	18.485	<b>16.460</b>	16.242
<b>(238) Alexandre FINKELSTEIN</b>						9	12:05:06.902	51.489	18.419	16.687	16.383
1	11:58:09.722	55.831	22.181	17.150	16.500	10	12:05:58.069	51.167	18.475	16.552	<b>16.140</b>
2	11:59:01.037	51.315	18.379	16.592	16.344	11	12:06:49.385	51.316	<b>18.343</b>	16.550	16.423
3	11:59:52.987	51.950	18.990	16.685	16.275	12	12:07:40.927	51.542	18.537	16.512	16.493
4	12:00:45.325	52.338	19.166	16.743	16.429	13	12:08:31.998	<b>51.071</b>	18.351	16.540	16.180
5	12:01:37.793	52.468	18.971	17.135	16.362	14	12:09:24.033	52.035	18.591	16.926	16.518
6	12:02:29.467	51.674	<b>18.140</b>	16.985	16.549	<b>(269) John FRIBERG</b>					
7	12:03:21.327	51.860	19.055	16.571	16.234	1	11:58:10.342	56.908	22.618	17.356	16.934
8	12:04:13.005	51.678	18.570	16.662	16.446	2	11:59:01.667	51.325	18.411	16.581	16.333
9	12:05:04.828	51.823	18.784	16.631	16.408	3	11:59:53.213	51.546	18.586	16.642	16.318
10	12:05:56.774	51.946	18.668	16.649	16.629	4	12:00:45.769	52.556	19.126	16.736	16.694
11	12:06:47.929	51.155	18.391	16.505	16.259	5	12:01:38.331	52.562	18.816	17.129	16.617
12	12:07:38.917	<b>50.988</b>	18.292	<b>16.484</b>	<b>16.212</b>	6	12:02:29.962	51.631	18.520	16.504	16.607
13	12:08:30.083	51.166	18.371	16.544	16.251	7	12:03:24.114	54.152	19.466	16.855	17.831
14	12:09:22.643	52.560	18.482	16.700	17.378	8	12:04:15.215	<b>51.101</b>	18.408	16.492	<b>16.201</b>
<b>(211) Shaun SLAVIN</b>						9	12:05:06.700	51.485	18.358	16.788	16.339
1	11:58:10.059	55.924	22.182	17.255	16.487	10	12:05:58.468	51.768	18.983	16.546	16.239
2	11:59:01.230	51.171	18.423	16.504	<b>16.244</b>	11	12:06:49.581	51.113	<b>18.295</b>	<b>16.491</b>	16.327
3	11:59:52.839	51.609	18.646	16.626	16.337	12	12:07:41.019	51.438	18.447	16.596	16.395
4	12:00:45.457	52.618	19.154	17.071	16.393	13	12:08:32.318	51.299	18.441	16.580	16.278
5	12:01:38.048	52.591	19.017	17.090	16.484	14	12:09:24.163	51.845	18.448	16.875	16.522
6	12:02:29.785	51.737	18.536	16.525	16.676	<b>(217) Glen VAN DROOGENBROECK</b>					
7	12:03:21.063	51.278	18.491	16.539	16.248	1	11:58:10.958	57.138	22.903	17.687	16.548
8	12:04:12.813	51.750	18.731	16.655	16.364	2	11:59:03.243	52.285	19.153	16.845	16.287
9	12:05:04.670	51.857	18.746	16.730	16.381	3	11:59:54.345	51.102	18.395	16.532	16.175
10	12:05:56.116	51.446	18.601	16.535	16.310	4	12:00:46.231	51.886	18.487	16.637	16.762
11	12:06:47.215	<b>51.099</b>	<b>18.363</b>	16.474	16.262	5	12:01:38.531	52.300	18.820	16.905	16.575
12	12:07:38.319	51.104	18.421	<b>16.416</b>	16.267	6	12:02:30.612	52.081	18.671	17.099	16.311
13	12:08:29.473	51.154	18.445	16.444	16.265	7	12:03:23.271	52.659	18.928	17.124	16.607
14	12:09:23.309	53.836	18.773	16.790	18.273	8	12:04:14.536	51.265	18.385	16.661	16.219
<b>(278) Barrie PULLINGER</b>						9	12:05:05.631	<b>51.095</b>	18.375	<b>16.530</b>	16.190
1	11:58:08.744	55.073	21.365	17.050	16.658	10	12:05:57.844	52.213	19.247	16.799	<b>16.167</b>
2	11:59:00.668	51.924	18.835	16.645	16.444	11	12:06:49.238	51.394	18.418	16.577	16.399
3	11:59:52.562	51.894	18.873	16.631	16.390	12	12:07:41.746	52.508	18.468	16.633	17.407
4	12:00:44.633	52.071	19.109	16.641	16.321	13	12:08:32.865	51.119	<b>18.342</b>	16.563	16.214
5	12:01:36.749	52.116	19.057	16.755	16.304	14	12:09:24.338	51.473	18.443	16.637	16.393
6	12:02:28.635	51.886	18.777	16.748	16.361	<b>(294) Makino TADASUKE</b>					
7	12:03:20.861	52.226	19.359	<b>16.541</b>	16.326	1	11:58:08.280	54.873	20.876	17.425	16.572
8	12:04:12.658	51.797	18.781	16.633	16.383	2	11:59:00.230	51.950	18.587	16.800	16.563
9	12:05:04.601	51.943	18.756	16.693	16.494	3	11:59:52.275	52.045	18.461	16.671	16.913
10	12:05:57.348	52.747	19.729	16.738	16.280	4	12:00:44.166	51.891	18.261	17.342	16.288
11	12:06:48.510	<b>51.162</b>	<b>18.321</b>	16.618	<b>16.223</b>	5	12:01:37.637	53.471	19.487	17.629	16.355
12	12:07:39.750	51.240	18.408	16.578	16.254	6	12:02:30.063	52.426	17.983	17.390	17.053
13	12:08:31.201	51.451	18.416	16.578	16.457	7	12:03:22.073	52.010	19.115	16.667	16.228
14	12:09:23.742	52.541	19.141	16.782	16.618	8	12:04:13.090	51.017	18.317	<b>16.427</b>	16.273
<b>(234) Ash HAND</b>						9	12:05:04.927	51.837	18.940	16.606	16.291
1	11:58:08.579	54.834	21.147	17.082	16.605	10	12:05:56.658	51.731	18.827	16.500	16.404
2	11:59:00.483	51.904	18.798	16.740	16.366	11	12:06:47.606	50.948	18.720	16.465	<b>16.163</b>
3	11:59:52.345	51.862	18.706	16.604	16.552	12	12:07:38.487	<b>50.881</b>	<b>17.991</b>	16.883	16.207
4	12:00:46.417	54.072	21.099	16.638	16.335	13	12:08:29.592	51.105	18.428	16.463	16.214
5	12:01:38.655	52.238	19.083	16.613	16.542	14	12:09:26.214	56.622	18.765	16.785	21.072
6	12:02:30.548	51.893	18.748	16.758	16.387	<b>(214) Michael COOL</b>					
7	12:03:22.473	51.925	18.700	16.862	16.363	1	11:58:11.625	57.995	22.800	18.559	16.636
8	12:04:13.759	51.286	18.499	16.588	<b>16.199</b>	2	11:59:03.740	52.115	18.690	16.969	16.456
9	12:05:05.102	51.343	18.448	16.616	16.279						



# Rotax Euro Challenge 2012 Wackersdorf

Rotax Seniors

Wackersdorf 1,275 Km

Pre-Final

13.05.2012 11:40

Race (14 Laps) started at 11:57:12

Lap	Time of Day	Lap Tm	S1 Tm	S2 Tm	S3 Tm	Lap	Time of Day	Lap Tm	S1 Tm	S2 Tm	S3 Tm
3	11:59:55.088	51.348	18.398	16.656	<b>16.294</b>	12	12:07:44.804	52.275	19.243	16.609	16.423
4	12:00:46.566	51.478	18.533	16.647	16.298	13	12:08:37.333	52.529	19.216	16.861	16.452
5	12:01:39.399	52.833	19.420	17.045	16.368	14	12:09:29.442	52.109	18.911	16.725	16.473
6	12:02:30.983	51.584	18.441	16.708	16.435	<b>(218) Nicolai NIELSEN</b>					
7	12:03:23.650	52.667	18.613	16.827	17.227	1	11:58:12.593	58.053	22.787	18.324	16.942
8	12:04:14.960	<b>51.310</b>	<b>18.395</b>	<b>16.616</b>	16.299	2	11:59:04.599	52.006	18.946	16.764	16.296
9	12:05:07.081	52.121	18.518	17.150	16.453	3	11:59:57.967	53.368	19.734	16.985	16.649
10	12:05:59.862	52.781	18.875	17.411	16.495	4	12:00:49.431	51.464	18.507	16.686	16.271
11	12:06:51.686	51.824	18.654	16.776	16.394	5	12:01:41.694	52.263	<b>18.450</b>	16.703	17.110
12	12:07:43.306	51.620	18.522	16.678	16.420	6	12:02:33.169	51.475	18.534	16.626	16.315
13	12:08:34.870	51.564	18.576	16.687	16.301	7	12:03:25.741	52.572	18.617	16.920	17.035
14	12:09:26.496	51.626	18.601	16.656	16.369	8	12:04:18.728	52.987	19.880	16.843	16.264
<b>(266) Petr FULIN</b>						9	12:05:10.163	<b>51.435</b>	18.537	<b>16.583</b>	16.315
1	11:58:13.126	57.535	22.133	18.350	17.052	10	12:06:01.888	51.725	18.648	16.757	16.320
2	11:59:04.863	51.737	18.756	16.687	16.294	11	12:06:53.361	51.473	18.620	16.617	<b>16.236</b>
3	11:59:56.770	51.907	18.991	16.585	16.331	12	12:07:45.157	51.796	18.691	16.747	16.358
4	12:00:48.172	51.402	18.530	<b>16.565</b>	16.307	13	12:08:37.521	52.364	19.012	16.939	16.413
5	12:01:40.203	52.031	18.851	16.799	16.381	14	12:09:29.498	51.977	18.847	16.761	16.369
6	12:02:32.530	52.327	18.578	16.731	17.018	<b>(268) Francisco MORA</b>					
7	12:03:25.041	52.511	19.053	16.947	16.511	1	11:58:14.004	59.300	23.136	19.333	16.831
8	12:04:16.473	51.432	18.547	16.629	<b>16.256</b>	2	11:59:07.549	53.545	19.173	17.876	16.496
9	12:05:07.868	<b>51.395</b>	<b>18.453</b>	16.638	16.304	3	11:59:58.922	51.373	18.422	16.609	16.342
10	12:05:59.542	51.674	18.599	16.637	16.438	4	12:00:52.115	53.193	19.566	16.896	16.731
11	12:06:52.101	52.559	19.187	16.723	16.649	5	12:01:44.365	52.250	19.115	16.720	16.415
12	12:07:44.136	52.035	19.133	16.625	16.277	6	12:02:35.781	51.416	18.494	16.577	16.345
13	12:08:35.918	51.782	18.774	16.698	16.310	7	12:03:27.405	51.624	18.682	16.607	16.335
14	12:09:27.614	51.696	18.766	16.608	16.322	8	12:04:19.169	51.764	18.480	16.912	16.372
<b>(221) Jesse LAZARE</b>						9	12:05:10.666	51.497	18.439	16.642	16.416
1	11:58:12.038	57.846	22.985	18.154	16.707	10	12:06:02.036	<b>51.370</b>	<b>18.406</b>	16.696	<b>16.268</b>
2	11:59:04.127	52.089	18.585	17.039	16.465	11	12:06:53.751	51.715	18.768	16.643	16.304
3	11:59:57.120	52.993	19.846	16.859	16.288	12	12:07:45.596	51.845	18.514	16.852	16.479
4	12:00:48.618	51.498	18.488	16.680	16.330	13	12:08:38.181	52.585	19.515	16.658	16.412
5	12:01:40.344	51.726	18.572	16.813	16.341	14	12:09:29.784	51.603	18.698	<b>16.522</b>	16.383
6	12:02:32.424	52.080	18.713	16.747	16.620	<b>(208) Charlie EASTWOOD</b>					
7	12:03:24.121	51.697	18.525	16.738	16.434	1	11:58:13.044	59.999	23.544	18.940	17.515
8	12:04:15.958	51.837	18.842	<b>16.608</b>	16.387	2	11:59:05.978	52.934	19.680	16.870	16.384
9	12:05:07.260	<b>51.302</b>	<b>18.348</b>	16.678	<b>16.276</b>	3	11:59:58.810	52.832	18.668	17.169	16.995
10	12:05:59.397	52.137	18.842	16.838	16.457	4	12:00:51.380	52.570	19.334	16.791	16.445
11	12:06:52.337	52.940	19.705	16.663	16.572	5	12:01:43.214	51.834	<b>18.549</b>	16.765	16.520
12	12:07:44.361	52.024	19.045	16.668	16.311	6	12:02:35.188	51.974	18.745	16.921	16.308
13	12:08:37.018	52.657	19.350	16.885	16.422	7	12:03:27.062	51.874	18.761	16.749	16.364
14	12:09:28.797	51.779	18.717	16.686	16.376	8	12:04:19.242	52.180	18.621	16.970	16.589
<b>(240) Petr BEZEL</b>						9	12:05:11.288	52.046	19.062	<b>16.654</b>	16.330
1	11:58:13.493	58.414	23.024	18.483	16.907	10	12:06:02.869	<b>51.581</b>	18.549	16.731	16.301
2	11:59:06.518	53.025	19.472	17.012	16.541	11	12:06:54.590	51.721	18.796	16.679	<b>16.246</b>
3	11:59:58.508	51.990	18.558	16.750	16.682	12	12:07:46.249	51.659	18.605	16.737	16.317
4	12:00:51.106	52.598	19.216	16.771	16.611	13	12:08:38.456	52.207	19.074	16.826	16.307
5	12:01:42.833	51.727	18.663	16.682	16.382	14	12:09:30.850	52.394	18.704	16.762	16.928
6	12:02:34.058	<b>51.225</b>	<b>18.467</b>	<b>16.521</b>	<b>16.237</b>	<b>(216) Bryan EERDEN</b>					
7	12:03:25.521	51.463	18.519	16.533	16.411	1	11:58:11.369	57.394	23.088	17.704	16.602
8	12:04:17.745	52.224	18.928	16.692	16.604	2	11:59:04.287	52.918	18.792	17.680	16.446
9	12:05:09.355	51.610	18.605	16.682	16.323	3	11:59:58.493	54.206	19.692	17.080	17.434
10	12:06:00.695	51.340	18.508	16.537	16.295	4	12:00:51.033	52.540	19.391	16.713	16.436
11	12:06:52.403	51.708	18.566	16.645	16.497	5	12:01:42.528	51.495	18.487	16.665	16.343
12	12:07:44.578	52.175	19.177	16.650	16.348	6	12:02:33.784	51.256	18.482	16.496	<b>16.278</b>
13	12:08:37.080	52.502	19.254	16.920	16.328	7	12:03:25.435	51.651	18.532	16.602	16.517
14	12:09:29.240	52.160	19.018	16.621	16.521	8	12:04:17.677	52.242	19.232	16.568	16.442
<b>(296) Josh HART</b>						9	12:05:08.959	51.282	18.442	16.507	16.333
1	11:58:17.423	1:02.581	23.238	22.776	16.567	10	12:06:00.145	<b>51.186</b>	<b>18.432</b>	<b>16.465</b>	16.289
2	11:59:09.077	51.654	18.748	16.582	16.324	11	12:06:51.969	51.824	18.755	16.690	16.379
3	12:00:00.234	<b>51.157</b>	18.468	<b>16.467</b>	16.222	12	12:07:45.061	53.092	19.962	16.676	16.454
4	12:00:52.006	51.772	18.418	16.876	16.478	13	12:08:37.728	52.667	19.312	16.793	16.562
5	12:01:43.618	51.612	18.814	16.553	16.245	14	12:09:30.931	53.203	19.778	16.745	16.680
6	12:02:35.010	51.392	18.457	16.643	16.292	<b>(261) Stephane KOX</b>					
7	12:03:26.209	51.199	18.505	16.474	<b>16.220</b>	1	11:58:13.946	59.109	23.208	18.682	17.219
8	12:04:18.428	52.219	18.841	16.579	16.799	2	11:59:07.024	53.078	19.157	17.471	16.450
9	12:05:10.051	51.623	18.597	16.538	16.488	3	11:59:58.677	51.653	<b>18.437</b>	16.693	16.523
10	12:06:01.338	51.287	18.462	16.491	16.334	4	12:00:51.571	52.894	19.616	16.833	16.445
11	12:06:52.529	51.191	<b>18.375</b>	16.563	16.253						

Timekeeping Ingrid and Meik Wagner:



Clerk of the course Nigel Edwards:

Steward (Chairman) Horst Seidel:

Chief Scrutineer Paul Klaassen:



# Rotax Euro Challenge 2012 Wackersdorf

Rotax Seniors

Wackersdorf 1,275 Km

Pre-Final

13.05.2012 11:40

Race (14 Laps) started at 11:57:12

Lap	Time of Day	Lap Tm	S1 Tm	S2 Tm	S3 Tm	Lap	Time of Day	Lap Tm	S1 Tm	S2 Tm	S3 Tm
5	12:01:43.143	51.572	18.608	16.677	16.287	14	12:09:33.695	51.230	18.611	16.453	16.166
6	12:02:34.518	51.375	18.600	16.519	16.256	<b>(236) Andy KING</b>					
7	12:03:25.822	<b>51.304</b>	18.446	<b>16.488</b>	16.370	1	11:58:06.208	53.113	19.685	16.731	16.697
8	12:04:18.344	52.522	19.076	16.611	16.835	2	11:58:57.746	<b>51.538</b>	<b>18.562</b>	<b>16.596</b>	<b>16.380</b>
9	12:05:09.880	51.536	18.470	16.580	16.486						
10	12:06:02.753	52.873	18.818	17.205	16.850						
11	12:06:54.487	51.734	18.778	16.604	16.352						
12	12:07:46.097	51.610	18.571	16.624	16.415						
13	12:08:39.082	52.985	19.367	16.880	16.738						
14	12:09:31.050	51.968	18.698	16.710	16.560						

**(223) Jacob NIELSEN**

1	11:58:12.663	58.191	23.181	18.229	16.781
2	11:59:04.445	51.782	18.708	16.663	16.411
3	11:59:57.000	52.555	19.202	16.612	16.741
4	12:00:48.338	51.338	18.463	16.624	16.251
5	12:01:39.948	51.610	18.407	16.874	16.329
6	12:02:32.149	52.201	18.995	16.669	16.537
7	12:03:28.227	56.078	22.958	16.735	16.385
8	12:04:19.447	<b>51.220</b>	18.425	16.556	<b>16.239</b>
9	12:05:10.972	51.525	18.683	<b>16.536</b>	16.306
10	12:06:02.681	51.709	<b>18.295</b>	16.786	16.628
11	12:06:54.184	51.503	18.648	16.581	16.274
12	12:07:45.765	51.581	18.378	16.712	16.491
13	12:08:37.872	52.107	19.053	16.677	16.377
14	12:09:31.177	53.305	19.499	16.715	17.091

**(263) Henry EASTHOPE**

1	11:58:11.130	56.756	22.550	17.648	16.558
2	11:59:02.701	51.571	18.558	16.704	16.309
3	11:59:54.027	51.326	18.520	16.520	16.286
4	12:00:46.168	52.141	18.543	16.700	16.898
5	12:01:50.681	1:04.513	19.949	28.217	16.347
6	12:02:41.995	51.314	18.583	16.528	16.203
7	12:03:33.370	51.375	18.574	16.519	16.282
8	12:04:25.064	51.694	18.764	16.582	16.348
9	12:05:16.403	51.339	18.497	16.589	16.253
10	12:06:07.745	51.342	18.479	16.570	16.293
11	12:06:58.943	51.198	18.483	16.501	16.214
12	12:07:50.041	<b>51.098</b>	<b>18.439</b>	16.473	<b>16.186</b>
13	12:08:41.467	51.426	18.538	16.566	16.322
14	12:09:32.708	51.241	18.561	<b>16.451</b>	16.229

**(271) Christopher FRIEDRICH**

1	11:58:13.581	58.404	22.719	18.284	17.401
2	11:59:05.422	51.841	18.491	17.016	16.334
3	11:59:58.058	52.636	18.795	16.993	16.848
4	12:00:49.661	51.603	<b>18.272</b>	16.999	16.332
5	12:01:41.187	51.526	18.395	16.700	16.431
6	12:02:32.925	51.738	18.782	<b>16.617</b>	16.339
7	12:03:26.641	53.716	18.505	18.857	16.354
8	12:04:22.824	56.183	18.710	20.784	16.689
9	12:05:14.734	51.910	18.800	16.772	16.338
10	12:06:06.463	51.729	18.729	16.682	16.318
11	12:06:58.269	51.806	18.551	16.895	16.360
12	12:07:49.861	51.592	18.639	16.644	16.309
13	12:08:42.002	52.141	19.053	16.670	16.418
14	12:09:33.522	<b>51.520</b>	18.577	16.640	<b>16.303</b>

**(224) Aavo TALVAR**

1	11:58:11.756	58.392	23.646	18.092	16.654
2	11:59:03.942	52.186	18.720	16.926	16.540
3	11:59:55.418	51.476	18.720	16.514	16.242
4	12:00:46.861	51.443	18.617	16.537	16.289
5	12:01:51.606	1:04.745	19.059	29.116	16.570
6	12:02:43.195	51.589	18.774	16.454	16.361
7	12:03:34.663	51.468	18.709	16.520	16.239
8	12:04:26.244	51.581	18.694	16.561	16.326
9	12:05:17.574	51.330	18.577	16.486	16.267
10	12:06:08.731	<b>51.157</b>	<b>18.443</b>	16.524	16.190
11	12:06:59.947	51.216	18.500	16.466	16.250
12	12:07:51.186	51.239	18.540	16.467	16.232
13	12:08:42.465	51.279	18.595	<b>16.449</b>	16.235

Rotax Euro Challenge 2012  
 Class: Rotax Max Seniors  
 Date/Time: 13.05.2012 14:30

Track: Wackersdorf / Germany  
 Heat: Final  
 Laps: 18

Edition 1

Andy KING	<b>236</b>	Laps 2 Tm. 1:44.819	17	Pierce LEHANE	<b>222</b>	Laps 0 Tm. 0.009
	33				34	
Christopher FRIEDRICH	<b>271</b>	Laps 14 Tm. 12:20.595	16	Aavo TALVAR	<b>224</b>	Laps 14 Tm. 12:20.768
	31				32	
Alexandre FINKELSTEIN	<b>238</b>	Laps 14 Tm. 12:19.716	15	Henry EASTHOPE	<b>263</b>	Laps 14 Tm. 12:19.781
	29				30	
Stephane KOX	<b>261</b>	Laps 14 Tm. 12:18.123	14	Jacob NIELSEN	<b>223</b>	Laps 14 Tm. 12:18.250
	27				28	
Charlie EASTWOOD	<b>208</b>	Laps 14 Tm. 12:17.923	13	Bryan EERDEN	<b>216</b>	Laps 14 Tm. 12:18.004
	25				26	
Francisco MORA	<b>268</b>	Laps 14 Tm. 12:16.857	12	Ferenc KANCSAR	<b>207</b>	Laps 14 Tm. 12:17.228
	23				24	
Josh HART	<b>296</b>	Laps 14 Tm. 12:16.515	11	Nicolai NIELSEN	<b>218</b>	Laps 14 Tm. 12:16.571
	21				22	
Jesse LAZARE	<b>221</b>	Laps 14 Tm. 12:15.870	10	Petr BEZEL	<b>240</b>	Laps 14 Tm. 12:16.313
	19				20	
Michael COOL	<b>214</b>	Laps 14 Tm. 12:13.569	9	Petr FULIN	<b>266</b>	Laps 14 Tm. 12:14.687
	17				18	
Glen VAN DROOGENI	<b>217</b>	Laps 14 Tm. 12:11.411	8	Makino TADASUKE	<b>294</b>	Laps 14 Tm. 12:13.287
	15				16	
Ukyo SASAHARA	<b>290</b>	Laps 14 Tm. 12:11.106	7	John FRIBERG	<b>269</b>	Laps 14 Tm. 12:11.236
	13				14	
Barrie PULLINGER	<b>278</b>	Laps 14 Tm. 12:10.815	6	Ash HAND	<b>234</b>	Laps 14 Tm. 12:11.033
	11				12	
James SINGLETON	<b>232</b>	Laps 14 Tm. 12:07.417	5	Shaun SLAVIN	<b>211</b>	Laps 14 Tm. 12:10.382
	9				10	
Thomas BENISRI	<b>213</b>	Laps 14 Tm. 12:06.418	4	Jiri FORMAN	<b>212</b>	Laps 14 Tm. 12:06.779
	7				8	
Bas de LAAT	<b>260</b>	Laps 14 Tm. 12:06.018	3	Ludvig MORIN	<b>250</b>	Laps 14 Tm. 12:06.027
	5				6	
Philip MORIN	<b>299</b>	Laps 14 Tm. 11:59.253	2	Sean BABINGTON	<b>205</b>	Laps 14 Tm. 12:05.400
	3				4	
Harrison SCOTT	<b>254</b>	Laps 14 Tm. 11:56.840	1	Edward BRAND	<b>203</b>	Laps 14 Tm. 11:57.106
	1				2	

Pole Position

Clerk of the course Nigel Edwards:  
 Stewards (Chairman) Horst Seidel:

Scrutineer Paul Klaassen:  
 Timekeeping Ingrid/Meik Wagner:



# Rotax Euro Challenge 2012 Wackersdorf

Rotax Seniors

Wackersdorf 1,275 Km

**-NEW-**

Final

13.05.2012 14:30

Race (18 Laps) started at 14:32:24


Pos	No.	Name	Nat.	Chassis	Race Team	Laps	Total Tm	Diff	Best Tm	In Lap	km/h	Points
1	203	Edward BRAND	GBR	Formula K	Formula K Europe	18	15:21.632		50.786	5	90,379	55
2	254	Harrison SCOTT	GBR	Tonykart	Strawberry Racing	18	15:22.457	0.825	50.874	10	90,223	52
3	299	Philip MORIN	SWE	Alonso	Dan Holland Racing	18	15:24.541	2.909	51.052	10	89,908	50
4	260	Bas de LAAT	NED	Gillard	PDB Racing Team	18	15:26.727	5.095	51.154	6	89,729	49
5	213	Thomas BENISRI	FRA	Sodikart	Win Max	18	15:28.056	6.424	51.057	6	89,900	48
6	278	Barrie PULLINGER	GBR	Alonso	Dan Holland Racing	18	15:28.615	6.983	51.066	13	89,884	47
7	250	Ludvig MORIN	SWE	Kosmic	Paul Carr Racing	18	15:29.626	7.994	51.122	6	89,785	46
8	234	Ash HAND	GBR	Tonykart	Strawberry Racing	18	15:29.816	8.184	51.040	17	89,929	45
9	290	Ukyo SASAHARA	JPN	DR	VPDR	18	15:31.068	9.436	50.968	8	90,057	44
10	217	Glen VAN DROOGENBROEC	BEL	Tonykart	Bouvin Power	18	15:31.499	9.867	51.072	11	89,873	43
11	222	Pierce LEHANE	AUS	Alonso	Dan Holland Racing	18	15:31.652	10.020	50.957	6	90,076	42
12	211	Shaun SLAVIN	GBR	Formula K	Formula K Europe	18	15:31.963	10.331	50.965	9	90,062	41
13	212	Jiri FORMAN	GBR	MS Kart	MS Kart Racing Team	18	15:32.161	10.529	51.059	9	89,896	40
14	221	Jesse LAZARE	CAN	Formula K	Chapman Racing/Protrain	18	15:32.985	11.353	51.036	12	89,937	39
15	205	Sean BABINGTON	GBR	Alonso	Dan Holland Racing	18	15:32.990	11.358	50.921	9	90,140	38
16	263	Henry EASTHOPE	GBR	Sodikart	Sodikart Junior Team	18	15:33.804	12.172	51.041	13	89,928	37
17	268	Francisco MORA	POR	FA	Cabo do Mundo Kartteam	18	15:33.858	12.226	51.170	6	89,701	36
18	216	Bryan EERDEN	NED	Gillard	PDB Racing Team	18	15:34.469	12.837	51.196	14	89,655	35
19	223	Jacob NIELSEN	DEN	Kosmic	Star Karting	18	15:36.961	15.329	51.220	8	89,613	34
20	294	Makino TADASUKE	JPN	Birel	Kalman Motorsport	18	15:39.246	17.614	50.983	3	90,030	33
21	240	Petr BEZEL	CZE	MS Kart	MS Kart Racing Team	18	15:39.794	18.162	51.185	11	89,675	32
22	236	Andy KING	GBR	Tonykart	Strawberry Racing	18	15:41.079	19.447	51.090	13	89,841	31
23	207	Ferenc KANCSAR	AUT	Birel	Kalman Motorsport	18	15:41.823	20.191	51.176	14	89,690	30
24	238	Alexandre FINKELSTEIN	FRA	Tonykart	MD Competition	18	15:42.113	20.481	51.392	4	89,314	29
25	261	Stephane KOX	NED	Formula K	Formula K Europe	18	15:42.371	20.739	51.177	8	89,689	28
26	224	Aavo TALVAR	EST	Intrepid	Talvar Racing	18	15:43.066	21.434	51.361	14	89,367	27
27	296	Josh HART	NZL	Birel	Kalman Motorsport	18	15:43.636	22.004	51.253	11	89,556	26
28	271	Christopher FRIEDRICH	GER	Praga	M-Tec/Praga Racing	18	15:43.897	22.265	51.255	7	89,552	25
29	218	Nicolai NIELSEN	DEN	TBA	Star Karting	18	15:44.752	23.120	51.483	3	89,156	24
30	232	James SINGLETON	GBR	CRG	Coles Racing	18	15:45.776	24.144	51.386	6	89,324	23
31	266	Petr FULIN	CZE	MS Kart	MS Kart Racing Team	18	15:49.141	27.509	51.663	5	88,845	22
32	214	Michael COOL	BEL	Tonykart	Bouvin Power	18	15:57.899	36.267	51.453	8	89,208	21
33	269	John FRIBERG	SWE	Tonykart	Soda Kart	7	6:15.469	11 Laps	51.592	3	88,967	20

Not classified												
DQ	208	Charlie EASTWOOD	IRL	Formula K	Protrain Racing	18	15:39.312	DQ	50.970	9	90,053	0

### Announcements

These results are provisional until the conclusion of any judicial and technical matters  
 No 211 + 234 + 268 + 236 + 208 warning board  
 Started: 34      Classified: 33      Not classified: 1  
 No. 208 excluded from Final / reason unfair driving

Margin of Victory	Ø km/h	Best Lap Tm	km/h	Best Lap by
0.825	89,645	50.786	90,379	203 - Edward BRAND

Timekeeping Ingrid and Meik Wagner:  Clerk of the course Nigel Edwards: [www.mylaps.com](http://www.mylaps.com)  
 Steward (Chairman) Horst Seidel: Chief Scrutineer Paul Klaassen: Licensed to: Motorsport Events  
 Printed: 13.05.2012 16:33:02      posted at:      h



Rotax Euro Challenge 2012 Wackersdorf

Rotax Seniors

Wackersdorf 1,275 Km

Final

13.05.2012 14:30

Race (18 Laps) started at 14:32:24

Lap	Time of Day	Lap Tm	S1 Tm	S2 Tm	S3 Tm	Lap	Time of Day	Lap Tm	S1 Tm	S2 Tm	S3 Tm
<b>(203) Edward BRAND</b>						12	14:42:43.278	51.457	18.627	16.524	16.306
1	14:33:18.973	54.694	21.102	16.956	16.636	13	14:43:34.499	51.221	18.463	16.501	16.257
2	14:34:10.203	51.230	18.366	16.517	16.347	14	14:44:25.698	51.199	18.522	16.464	<b>16.213</b>
3	14:35:01.274	51.071	18.285	16.494	16.282	15	14:45:16.951	51.253	18.566	16.469	16.218
4	14:35:52.253	50.979	18.351	16.402	16.226	16	14:46:08.262	51.311	18.482	16.528	16.301
5	14:36:43.039	<b>50.786</b>	<b>18.240</b>	16.360	16.186	17	14:46:59.497	51.235	18.493	16.480	16.262
6	14:37:33.864	50.825	18.257	16.450	<b>16.118</b>	18	14:47:50.776	51.279	18.495	16.528	16.256
7	14:38:24.828	50.964	18.272	16.409	16.283	<b>(213) Thomas BENISRI</b>					
8	14:39:15.719	50.891	18.312	16.356	16.223	1	14:33:18.612	54.249	20.823	16.967	16.459
9	14:40:06.576	50.857	18.279	16.407	16.171	2	14:34:10.861	52.249	19.135	16.625	16.489
10	14:40:57.455	50.879	18.240	16.380	16.259	3	14:35:03.186	52.325	19.196	16.780	16.349
11	14:41:48.656	51.201	18.337	16.535	16.329	4	14:35:54.493	51.307	18.538	16.491	16.278
12	14:42:39.690	51.034	18.383	16.405	16.246	5	14:36:46.085	51.592	18.763	16.557	16.272
13	14:43:30.795	51.105	18.372	16.510	16.223	6	14:37:37.142	<b>51.057</b>	<b>18.343</b>	16.491	16.223
14	14:44:21.743	50.948	18.408	16.344	16.196	7	14:38:28.408	51.266	18.407	16.508	16.351
15	14:45:12.589	50.846	18.349	<b>16.321</b>	16.176	8	14:39:19.517	51.109	18.388	16.435	16.286
16	14:46:03.580	50.991	18.303	16.426	16.262	9	14:40:10.640	51.123	18.417	16.439	16.267
17	14:46:54.538	50.958	18.328	16.369	16.261	10	14:41:01.855	51.215	18.415	16.486	16.314
18	14:47:45.681	51.143	18.358	16.471	16.314	11	14:41:53.198	51.343	18.600	16.488	16.255
<b>(254) Harrison SCOTT</b>						12	14:42:44.425	51.227	18.530	16.455	16.242
1	14:33:16.786	52.737	19.486	16.684	16.567	13	14:43:35.756	51.331	18.552	16.563	16.216
2	14:34:08.570	51.784	18.469	16.795	16.520	14	14:44:26.881	51.125	18.522	<b>16.403</b>	<b>16.200</b>
3	14:34:59.879	51.309	18.388	16.575	16.346	15	14:45:18.158	51.277	18.477	16.490	16.310
4	14:35:51.016	51.137	18.464	16.465	16.208	16	14:46:09.497	51.339	18.552	16.508	16.279
5	14:36:42.046	51.030	18.415	16.417	16.198	17	14:47:00.722	51.225	18.520	16.455	16.250
6	14:37:33.138	51.092	18.429	16.418	16.245	18	14:47:52.105	51.383	18.552	16.520	16.311
7	14:38:24.244	51.106	18.451	16.436	16.219	<b>(278) Barrie PULLINGER</b>					
8	14:39:15.199	50.955	18.305	16.423	16.227	1	14:33:19.682	54.933	21.729	16.795	16.409
9	14:40:06.203	51.004	18.386	16.409	16.209	2	14:34:11.180	51.498	18.416	16.595	16.487
10	14:40:57.077	<b>50.874</b>	18.330	<b>16.365</b>	16.179	3	14:35:03.313	52.133	18.733	16.774	16.626
11	14:41:48.830	51.753	18.431	16.930	16.392	4	14:35:55.082	51.769	18.969	16.495	16.305
12	14:42:39.983	51.153	18.422	16.498	16.233	5	14:36:46.427	51.345	18.424	16.543	16.378
13	14:43:31.098	51.115	18.344	16.567	16.204	6	14:37:37.611	51.184	18.355	16.524	16.305
14	14:44:21.985	50.887	18.296	16.490	<b>16.101</b>	7	14:38:28.905	51.294	18.395	16.534	16.365
15	14:45:13.153	51.168	<b>18.280</b>	16.538	16.350	8	14:39:20.101	51.196	<b>18.331</b>	<b>16.462</b>	16.403
16	14:46:04.253	51.100	18.337	16.488	16.275	9	14:40:11.346	51.245	18.422	16.531	16.292
17	14:46:55.274	51.021	18.335	16.495	16.191	10	14:41:02.677	51.331	18.565	16.525	16.241
18	14:47:46.506	51.232	18.519	16.498	16.215	11	14:41:53.823	51.146	18.457	16.488	<b>16.201</b>
<b>(299) Philip MORIN</b>						12	14:42:45.038	51.215	18.417	16.484	16.314
1	14:33:17.032	52.904	19.725	16.748	16.431	13	14:43:36.104	<b>51.066</b>	18.340	16.501	16.225
2	14:34:08.658	51.626	18.449	16.776	16.401	14	14:44:27.285	51.181	18.390	16.563	16.228
3	14:35:00.221	51.563	18.547	16.681	16.335	15	14:45:18.533	51.248	18.444	16.551	16.253
4	14:35:51.495	51.274	18.472	16.556	16.246	16	14:46:09.961	51.428	18.478	16.595	16.355
5	14:36:42.715	51.220	18.433	<b>16.419</b>	16.368	17	14:47:01.322	51.361	18.535	16.547	16.279
6	14:37:33.786	51.071	18.409	16.440	16.222	18	14:47:52.664	51.342	18.484	16.573	16.285
7	14:38:25.217	51.431	18.600	16.538	16.293	<b>(250) Ludvig MORIN</b>					
8	14:39:16.421	51.204	<b>18.375</b>	16.511	16.318	1	14:33:19.029	54.481	21.148	16.776	16.557
9	14:40:07.760	51.339	18.512	16.598	16.229	2	14:34:10.709	51.680	18.559	16.664	16.457
10	14:40:58.812	<b>51.052</b>	18.397	16.428	16.227	3	14:35:02.137	51.428	18.526	16.596	16.306
11	14:41:49.993	51.181	18.473	16.473	16.235	4	14:35:53.498	51.361	18.686	16.475	16.200
12	14:42:41.131	51.138	18.479	16.472	<b>16.187</b>	5	14:36:44.811	51.313	18.535	16.501	16.277
13	14:43:32.347	51.216	18.428	16.538	16.250	6	14:37:35.933	<b>51.122</b>	18.507	<b>16.432</b>	<b>16.183</b>
14	14:44:23.412	51.065	18.416	16.435	16.214	7	14:38:27.358	51.425	18.518	16.619	16.288
15	14:45:14.711	51.299	18.475	16.533	16.291	8	14:39:18.675	51.317	18.602	16.453	16.262
16	14:46:05.950	51.239	18.399	16.525	16.315	9	14:40:10.244	51.569	18.648	16.644	16.277
17	14:46:57.179	51.229	18.506	16.511	16.212	10	14:41:02.384	52.140	19.429	16.460	16.251
18	14:47:48.590	51.411	18.491	16.558	16.362	11	14:41:54.071	51.687	18.994	16.492	16.201
<b>(260) Bas de LAAT</b>						12	14:42:45.412	51.341	<b>18.378</b>	16.446	16.517
1	14:33:18.224	53.987	20.803	16.793	16.391	13	14:43:36.853	51.441	18.407	16.536	16.498
2	14:34:09.762	51.538	18.444	16.674	16.420	14	14:44:28.035	51.182	18.474	16.522	16.186
3	14:35:01.080	51.318	18.544	16.462	16.312	15	14:45:19.470	51.435	18.565	16.565	16.305
4	14:35:52.672	51.592	18.787	16.493	16.312	16	14:46:10.959	51.489	18.755	16.518	16.216
5	14:36:43.882	51.210	<b>18.387</b>	16.503	16.320	17	14:47:02.226	51.267	18.577	16.474	16.216
6	14:37:35.036	<b>51.154</b>	18.418	16.454	16.282	18	14:47:53.675	51.449	18.479	16.573	16.397
7	14:38:26.376	51.340	18.456	16.501	16.383	<b>(234) Ash HAND</b>					
8	14:39:17.811	51.435	18.602	16.481	16.352	1	14:33:21.557	56.561	22.819	17.153	16.589
9	14:40:09.130	51.319	18.552	<b>16.435</b>	16.332	2	14:34:13.160	51.603	18.479	16.661	16.463
10	14:41:00.425	51.295	18.511	16.464	16.320	3	14:35:04.603	51.443	18.513	16.520	16.410
11	14:41:51.821	51.396	18.573	16.483	16.340	4	14:35:56.000	51.397	18.316	16.749	16.332

Timekeeping Ingrid and Meik Wagner:

Clerk of the course Nigel Edwards:

www.mylaps.com

Steward (Chairman) Horst Seidel:

Chief Scrutineer Paul Klaassen:

Licensed to: Motorsport Events





# Rotax Euro Challenge 2012 Wackersdorf

Rotax Seniors

Wackersdorf 1,275 Km

Final

13.05.2012 14:30

Race (18 Laps) started at 14:32:24

Lap	Time of Day	Lap Tm	S1 Tm	S2 Tm	S3 Tm	Lap	Time of Day	Lap Tm	S1 Tm	S2 Tm	S3 Tm
5	14:36:47.345	51.345	18.587	16.490	16.268	18	14:47:55.701	51.321	18.419	16.586	16.316
6	14:37:38.872	51.527	18.374	16.585	16.568	<b>(211) Shaun SLAVIN</b>					
7	14:38:30.031	51.159	18.402	<b>16.478</b>	16.279	1	14:33:22.801	57.939	23.762	17.376	16.801
8	14:39:21.252	51.221	18.400	16.572	16.249	2	14:34:14.134	51.333	18.380	16.542	16.411
9	14:40:12.426	51.174	18.369	16.256	16.549	3	14:35:06.687	52.553	19.056	17.038	16.459
10	14:41:03.771	51.345	18.651	16.496	16.198	4	14:35:57.801	51.114	18.436	16.419	16.259
11	14:41:54.979	51.208	18.477	16.527	16.204	5	14:36:49.246	51.445	18.412	16.478	16.555
12	14:42:46.044	51.065	18.371	16.516	<b>16.178</b>	6	14:37:41.269	52.023	18.904	16.807	16.312
13	14:43:37.183	51.139	18.350	16.480	16.309	7	14:38:32.547	51.278	18.385	16.553	16.340
14	14:44:28.429	51.246	18.551	16.489	16.206	8	14:39:23.522	50.975	<b>18.276</b>	16.399	16.300
15	14:45:19.617	51.188	18.350	16.541	16.297	9	14:40:14.487	<b>50.965</b>	18.289	<b>16.374</b>	16.302
16	14:46:11.515	51.898	18.893	16.666	16.339	10	14:41:05.545	51.058	18.298	16.412	16.348
17	14:47:02.555	<b>51.040</b>	<b>18.308</b>	16.517	16.215	11	14:41:56.641	51.096	18.500	16.399	<b>16.197</b>
18	14:47:53.865	51.310	18.351	16.491	16.468	12	14:42:47.742	51.101	18.479	16.384	16.238
<b>(290) Ukyo SASAHARA</b>						13	14:43:39.039	51.297	18.399	16.589	16.309
1	14:33:19.417	54.439	21.255	16.726	16.458	14	14:44:30.090	51.051	18.347	16.441	16.263
2	14:34:11.244	51.827	18.523	16.612	16.692	15	14:45:21.656	51.566	18.363	16.760	16.443
3	14:35:04.414	53.170	18.632	18.052	16.486	16	14:46:13.020	51.364	18.385	16.493	16.486
4	14:35:56.295	51.881	18.398	17.189	16.294	17	14:47:04.690	51.670	18.717	16.640	16.313
5	14:36:47.722	51.427	18.605	16.514	16.308	18	14:47:56.012	51.322	18.349	16.563	16.410
6	14:37:38.943	51.221	<b>18.183</b>	16.528	16.510	<b>(212) Jiri FORMAN</b>					
7	14:38:30.506	51.563	18.834	16.453	16.276	1	14:33:21.753	57.043	23.340	17.148	16.555
8	14:39:21.474	<b>50.968</b>	18.244	16.465	16.259	2	14:34:13.606	51.853	18.556	16.810	16.487
9	14:40:12.550	51.076	18.361	16.471	16.244	3	14:35:05.309	51.703	18.765	16.536	16.402
10	14:41:03.642	51.092	18.337	16.446	16.309	4	14:35:57.373	52.064	18.590	16.806	16.668
11	14:41:54.688	51.046	18.355	<b>16.403</b>	16.288	5	14:36:49.060	51.687	18.521	16.676	16.490
12	14:42:45.715	51.027	18.364	16.433	16.230	6	14:37:40.751	51.691	18.787	16.605	16.299
13	14:43:36.771	51.056	18.322	16.478	16.256	7	14:38:31.959	51.208	18.470	16.450	16.288
14	14:44:28.576	51.805	19.119	16.494	16.192	8	14:39:23.074	51.115	<b>18.362</b>	16.476	16.277
15	14:45:19.701	51.125	18.489	16.452	<b>16.184</b>	9	14:40:14.133	<b>51.059</b>	18.374	<b>16.392</b>	16.293
16	14:46:12.362	52.661	18.929	16.748	16.984	10	14:41:05.323	51.190	18.390	16.416	16.384
17	14:47:03.927	51.565	18.640	16.621	16.304	11	14:41:56.908	51.585	18.911	16.421	16.253
18	14:47:55.117	51.190	18.375	16.488	16.327	12	14:42:48.026	51.118	18.427	16.441	16.250
<b>(217) Glen VAN DROOENBROECK</b>						13	14:43:39.221	51.195	18.475	16.463	16.257
1	14:33:20.461	55.408	22.069	16.866	16.473	14	14:44:30.309	51.088	18.374	16.497	<b>16.217</b>
2	14:34:11.666	51.205	<b>18.291</b>	16.584	16.330	15	14:45:21.859	51.550	18.381	16.660	16.509
3	14:35:03.644	51.978	18.785	16.803	16.390	16	14:46:13.287	51.428	18.528	16.579	16.321
4	14:35:56.129	52.485	18.919	16.627	16.939	17	14:47:04.877	51.590	18.574	16.687	16.329
5	14:36:47.840	51.711	18.614	16.758	16.339	18	14:47:56.210	51.333	18.445	16.566	16.322
6	14:37:39.038	51.198	18.313	16.584	16.301	<b>(221) Jesse LAZARE</b>					
7	14:38:30.763	51.725	18.983	16.474	16.268	1	14:33:20.730	55.399	21.953	16.905	16.541
8	14:39:21.915	51.152	18.317	16.574	16.261	2	14:34:11.979	51.249	18.349	16.622	16.278
9	14:40:13.096	51.181	18.405	16.556	16.220	3	14:35:03.988	52.009	18.634	16.755	16.620
10	14:41:04.182	51.086	18.345	16.547	<b>16.194</b>	4	14:35:55.797	51.809	18.712	16.627	16.470
11	14:41:55.254	<b>51.072</b>	18.359	<b>16.467</b>	16.246	5	14:36:49.347	53.550	19.731	16.701	17.118
12	14:42:46.398	51.144	18.416	16.491	16.237	6	14:37:40.983	51.636	18.727	16.653	16.256
13	14:43:38.024	51.626	18.347	16.482	16.797	7	14:38:32.694	51.711	18.850	16.548	16.313
14	14:44:29.258	51.234	18.458	16.523	16.253	8	14:39:23.790	51.096	<b>18.305</b>	16.471	16.320
15	14:45:21.099	51.841	18.895	16.707	16.239	9	14:40:14.868	51.078	18.343	16.465	16.270
16	14:46:12.502	51.403	18.507	16.546	16.350	10	14:41:06.071	51.203	18.323	16.582	16.298
17	14:47:04.221	51.719	18.777	16.629	16.313	11	14:41:57.526	51.455	18.639	16.552	16.264
18	14:47:55.548	51.327	18.378	16.601	16.348	12	14:42:48.562	<b>51.036</b>	18.372	<b>16.422</b>	<b>16.242</b>
<b>(222) Pierce LEHANE</b>						13	14:43:39.701	51.139	18.334	16.530	16.275
1	14:33:22.103	54.312	20.537	17.336	16.439	14	14:44:30.900	51.199	18.416	16.531	16.252
2	14:34:13.714	51.611	18.504	16.689	16.418	15	14:45:22.131	51.231	18.373	16.572	16.286
3	14:35:05.372	51.658	18.865	16.550	16.243	16	14:46:14.156	52.025	18.519	16.821	16.685
4	14:35:57.041	51.669	18.681	16.605	16.383	17	14:47:05.439	51.283	18.425	16.582	16.276
5	14:36:48.819	51.778	18.628	16.717	16.433	18	14:47:57.034	51.595	18.389	16.623	16.583
6	14:37:39.776	<b>50.957</b>	<b>18.269</b>	16.394	16.294	<b>(205) Sean BABINGTON</b>					
7	14:38:31.283	51.507	18.743	16.500	16.264	1	14:33:20.121	55.672	22.285	16.824	16.563
8	14:39:22.335	51.052	18.329	<b>16.360</b>	16.363	2	14:34:11.471	51.350	18.472	16.532	16.346
9	14:40:13.382	51.047	18.339	16.446	16.262	3	14:35:03.528	52.057	18.740	16.775	16.542
10	14:41:04.443	51.061	18.440	16.435	<b>16.186</b>	4	14:35:54.749	51.221	18.433	16.484	16.304
11	14:41:55.539	51.096	18.391	16.490	16.215	5	14:36:45.903	51.154	18.386	16.462	16.306
12	14:42:46.643	51.104	18.466	16.434	16.204	6	14:37:37.078	51.175	18.368	16.441	16.366
13	14:43:37.775	51.132	18.365	16.447	16.320	7	14:38:28.544	51.466	18.648	16.492	16.326
14	14:44:29.006	51.231	18.423	16.600	16.208	8	14:39:19.902	51.358	18.432	16.475	16.451
15	14:45:20.079	51.073	18.331	16.449	16.293	9	14:40:10.823	<b>50.921</b>	<b>18.301</b>	<b>16.432</b>	<b>16.188</b>
16	14:46:12.584	52.505	18.703	16.727	17.075	10	14:41:02.051	51.228	18.463	16.496	16.269
17	14:47:04.380	51.796	18.975	16.536	16.285						





# Rotax Euro Challenge 2012 Wackersdorf

Rotax Seniors


Wackersdorf 1,275 Km

Final

13.05.2012 14:30

Race (18 Laps) started at 14:32:24

Lap	Time of Day	Lap Tm	S1 Tm	S2 Tm	S3 Tm	Lap	Time of Day	Lap Tm	S1 Tm	S2 Tm	S3 Tm
11	14:41:53.442	51.391	18.598	16.486	16.307	4	14:36:00.184	51.605	18.775	16.553	16.277
12	14:42:45.134	51.692	18.563	16.576	16.576	5	14:36:51.970	51.786	18.770	16.684	16.332
13	14:43:37.067	51.933	18.539	16.482	16.912	6	14:37:43.437	51.467	18.553	16.581	16.333
14	14:44:29.138	52.071	18.950	16.601	16.520	7	14:38:34.925	51.488	18.572	16.572	16.344
15	14:45:21.764	52.626	19.200	16.764	16.662	8	14:39:26.145	<b>51.220</b>	<b>18.355</b>	<b>16.466</b>	<b>16.399</b>
16	14:46:14.294	52.530	18.761	16.840	16.929	9	14:40:17.848	51.703	18.619	16.635	16.449
17	14:47:05.731	51.437	18.573	16.508	16.356	10	14:41:09.427	51.579	18.755	16.474	16.350
18	14:47:57.039	51.308	18.340	16.584	16.384	11	14:42:00.950	51.523	18.706	16.519	16.298
<b>(263) Henry EASTHOPE</b>						12	14:42:52.470	51.520	18.699	16.557	16.264
1	14:33:24.317	57.599	23.449	17.708	16.442	13	14:43:43.833	51.363	18.574	16.530	<b>16.259</b>
2	14:34:15.950	51.633	18.738	16.535	16.360	14	14:44:35.288	51.455	18.656	16.518	16.281
3	14:35:08.429	52.479	18.657	16.794	17.028	15	14:45:26.698	51.410	18.538	16.512	16.360
4	14:35:59.869	51.440	18.748	<b>16.398</b>	16.294	16	14:46:18.189	51.491	18.689	16.505	16.297
5	14:36:51.329	51.460	18.621	16.526	16.313	17	14:47:09.712	51.523	18.641	16.501	16.381
6	14:37:42.854	51.525	18.362	16.422	16.741	18	14:48:01.010	51.298	18.405	16.523	16.370
7	14:38:34.062	51.208	18.483	16.431	16.294	<b>(294) Makino TADASUKE</b>					
8	14:39:25.604	51.542	18.361	16.735	16.446	1	14:33:27.184	1:01.686	26.515	18.059	17.112
9	14:40:16.919	51.315	18.458	16.502	16.355	2	14:34:20.175	52.991	19.464	16.911	16.616
10	14:41:08.142	51.223	18.430	16.511	16.282	3	14:35:11.158	<b>50.983</b>	18.325	16.407	16.251
11	14:41:59.266	51.124	18.445	16.439	16.240	4	14:36:02.567	51.409	18.057	17.103	16.249
12	14:42:50.396	51.130	18.452	16.450	16.228	5	14:36:53.723	51.156	18.571	<b>16.380</b>	16.205
13	14:43:41.437	<b>51.041</b>	18.359	16.489	16.193	6	14:37:45.431	51.708	18.115	17.136	16.457
14	14:44:32.615	51.178	18.509	16.488	<b>16.181</b>	7	14:38:37.383	51.952	18.784	16.858	16.310
15	14:45:23.894	51.279	18.456	16.543	16.280	8	14:39:29.361	51.978	18.597	16.979	16.402
16	14:46:15.104	51.210	18.449	16.520	16.241	9	14:40:21.002	51.641	18.786	16.524	16.331
17	14:47:06.342	51.238	<b>18.356</b>	16.537	16.345	10	14:41:12.086	51.084	<b>17.941</b>	16.862	16.281
18	14:47:57.853	51.511	18.413	16.607	16.491	11	14:42:03.525	51.439	18.436	16.477	16.526
<b>(268) Francisco MORA</b>						12	14:42:55.386	51.861	18.948	16.430	16.483
1	14:33:21.410	55.738	22.157	17.022	16.559	13	14:43:46.698	51.312	18.509	16.522	16.281
2	14:34:13.253	51.843	18.454	16.662	16.727	14	14:44:37.956	51.258	18.628	16.428	<b>16.202</b>
3	14:35:04.845	51.592	18.632	16.588	16.372	15	14:45:28.972	51.016	18.276	16.432	16.308
4	14:35:56.530	51.685	18.376	16.971	16.338	16	14:46:20.133	51.161	18.347	16.491	16.323
5	14:36:48.126	51.596	18.785	16.485	16.326	17	14:47:11.781	51.648	18.607	16.577	16.464
6	14:37:39.296	<b>51.170</b>	18.401	<b>16.451</b>	<b>16.318</b>	18	14:48:03.295	51.514	18.537	16.518	16.459
7	14:38:31.485	52.189	18.965	16.622	16.602	<b>(208) Charlie EASTWOOD</b>					
8	14:39:22.667	51.182	<b>18.276</b>	16.543	16.363	1	14:33:26.058	1:00.200	25.346	18.007	16.847
9	14:40:13.883	51.216	18.360	16.509	16.347	2	14:34:17.646	51.588	18.508	16.710	16.370
10	14:41:05.791	51.908	18.372	16.517	17.019	3	14:35:09.052	51.406	18.503	16.519	16.384
11	14:41:57.649	51.858	18.803	16.506	16.549	4	14:36:01.380	52.328	19.036	16.532	16.760
12	14:42:49.067	51.418	18.512	16.574	16.332	5	14:36:53.089	51.709	18.914	16.465	16.330
13	14:43:40.394	51.327	18.337	16.591	16.399	6	14:37:44.152	51.063	18.504	<b>16.370</b>	<b>16.189</b>
14	14:44:31.836	51.442	18.422	16.661	16.359	7	14:38:36.368	52.216	18.358	17.563	16.295
15	14:45:23.166	51.330	18.384	16.599	16.347	8	14:39:27.485	51.117	18.445	16.412	16.260
16	14:46:14.641	51.475	18.531	16.553	16.391	9	14:40:18.455	<b>50.970</b>	<b>18.355</b>	16.426	16.189
17	14:47:06.051	51.410	18.464	16.626	16.320	10	14:41:10.278	51.823	18.901	16.690	16.232
18	14:47:57.907	51.856	18.483	16.565	16.808	11	14:42:03.186	52.908	19.284	16.615	17.009
<b>(216) Bryan EERDEN</b>						12	14:42:55.111	51.925	19.085	16.477	16.363
1	14:33:23.077	56.867	22.660	17.245	16.962	13	14:43:46.275	51.164	18.455	16.440	16.269
2	14:34:14.965	51.888	18.792	16.633	16.463	14	14:44:37.495	51.220	18.490	16.485	16.245
3	14:35:07.591	52.626	18.807	17.242	16.577	15	14:45:28.659	51.164	18.448	16.472	16.244
4	14:35:58.796	51.205	18.436	16.510	16.259	16	14:46:19.870	51.211	18.541	16.423	16.247
5	14:36:50.258	51.462	18.373	16.624	16.465	17	14:47:11.853	51.983	18.738	16.558	16.687
6	14:37:41.930	51.672	18.509	16.739	16.424	18	14:48:03.361	51.508	18.650	16.542	16.316
7	14:38:33.130	51.200	<b>18.361</b>	16.495	16.344	<b>(240) Petr BEZEL</b>					
8	14:39:24.960	51.830	18.905	16.556	16.369	1	14:33:24.116	58.295	24.144	17.688	16.463
9	14:40:16.429	51.469	18.409	16.694	16.366	2	14:34:16.265	52.149	19.118	16.609	16.422
10	14:41:07.687	51.258	18.517	<b>16.420</b>	16.321	3	14:35:08.363	52.098	18.558	16.712	16.828
11	14:41:58.980	51.293	18.536	16.462	16.295	4	14:36:01.448	53.085	19.377	16.601	17.107
12	14:42:50.192	51.212	18.467	16.484	16.261	5	14:36:53.267	51.819	19.038	16.480	16.301
13	14:43:41.828	51.636	18.768	16.525	16.343	6	14:37:45.346	52.079	18.784	16.553	16.742
14	14:44:33.024	<b>51.196</b>	18.489	16.499	<b>16.208</b>	7	14:38:37.317	51.971	18.737	16.799	16.435
15	14:45:24.312	51.288	18.418	16.579	16.291	8	14:39:29.238	51.921	18.896	16.584	16.441
16	14:46:15.771	51.459	18.513	16.612	16.334	9	14:40:20.870	51.632	18.680	16.582	16.370
17	14:47:07.186	51.415	18.506	16.581	16.328	10	14:41:12.527	51.657	18.757	16.537	16.363
18	14:47:58.518	51.332	18.405	16.562	16.365	11	14:42:03.712	<b>51.185</b>	18.413	<b>16.468</b>	16.304
<b>(223) Jacob NIELSEN</b>						12	14:42:55.692	51.980	19.092	16.573	16.315
1	14:33:23.180	56.859	22.892	17.063	16.904	13	14:43:47.015	51.323	<b>18.383</b>	16.555	16.385
2	14:34:15.272	52.092	18.923	16.743	16.426	14	14:44:38.407	51.392	18.507	16.655	16.230
3	14:35:08.579	53.307	18.717	16.877	17.713	15	14:45:29.684	51.277	18.467	16.539	16.271
						16	14:46:21.115	51.431	18.574	16.595	16.262

Timekeeping Ingrid and Meik Wagner: 

Clerk of the course Nigel Edwards:

[www.mylaps.com](http://www.mylaps.com)

Steward (Chairman) Horst Seidel:

Chief Scrutineer Paul Klaassen:

Licensed to: Motorsport Events

Printed: 13.05.2012 14:50:11

posted at:

h



# Rotax Euro Challenge 2012 Wackersdorf

Rotax Seniors

Wackersdorf 1,275 Km

Final

13.05.2012 14:30

Race (18 Laps) started at 14:32:24

Lap	Time of Day	Lap Tm	S1 Tm	S2 Tm	S3 Tm	Lap	Time of Day	Lap Tm	S1 Tm	S2 Tm	S3 Tm
17	14:47:12.423	51.308	18.519	16.563	<b>16.226</b>	10	14:41:10.133	51.961	19.014	16.564	16.383
18	14:48:03.843	51.420	18.419	16.618	16.383	11	14:42:03.526	53.393	19.294	16.592	17.507
<b>(236) Andy KING</b>						12	14:42:57.150	53.624	20.164	16.597	16.863
1	14:33:25.323	57.551	22.517	18.480	16.554	13	14:43:48.842	51.692	18.836	16.510	16.346
2	14:34:16.768	51.445	18.408	16.613	16.424	14	14:44:40.065	51.223	18.434	16.504	<b>16.285</b>
3	14:35:08.787	52.019	18.782	16.562	16.675	15	14:45:31.976	51.911	18.972	16.554	16.385
4	14:36:01.595	52.808	19.448	16.514	16.846	16	14:46:23.421	51.445	18.460	16.617	16.368
5	14:36:54.586	52.991	19.730	16.549	16.712	17	14:47:15.090	51.669	18.596	16.681	16.392
6	14:37:46.153	51.567	18.605	16.650	16.312	18	14:48:06.420	51.330	18.395	16.566	16.369
7	14:38:37.769	51.616	18.415	16.641	16.560	<b>(224) Aavo TALVAR</b>					
8	14:39:29.613	51.844	18.429	16.905	16.510	1	14:33:26.855	59.713	23.643	19.071	16.999
9	14:40:21.323	51.710	18.671	16.609	16.430	2	14:34:18.690	51.835	18.728	16.703	16.404
10	14:41:12.707	51.384	18.498	16.561	16.325	3	14:35:10.330	51.640	18.527	16.668	16.445
11	14:42:04.025	51.318	18.436	16.558	16.324	4	14:36:01.827	51.497	18.582	<b>16.470</b>	16.445
12	14:42:56.351	52.326	19.121	16.801	16.404	5	14:36:53.527	51.700	18.878	16.517	16.305
13	14:43:47.441	<b>51.090</b>	<b>18.383</b>	<b>16.473</b>	<b>16.234</b>	6	14:37:45.280	51.753	18.652	16.584	16.517
14	14:44:39.062	51.621	18.413	16.750	16.458	7	14:38:37.081	51.801	18.608	16.818	16.375
15	14:45:30.625	51.563	18.575	16.573	16.415	8	14:39:30.118	53.037	19.706	16.571	16.760
16	14:46:22.588	51.963	18.792	16.661	16.510	9	14:40:21.698	51.580	18.687	16.528	16.365
17	14:47:13.861	51.273	18.456	16.539	16.278	10	14:41:13.663	51.965	18.562	17.060	16.343
18	14:48:05.128	51.267	18.411	16.514	16.342	11	14:42:05.126	51.463	18.596	16.546	16.321
<b>(207) Ferenc KANC SAR</b>						12	14:42:57.000	51.874	18.815	16.641	16.418
1	14:33:25.730	59.644	23.929	19.139	16.576	13	14:43:48.401	51.401	18.590	16.515	16.296
2	14:34:16.953	51.223	18.386	16.520	16.317	14	14:44:39.762	<b>51.361</b>	18.504	16.519	16.338
3	14:35:08.703	51.750	<b>18.369</b>	16.555	16.826	15	14:45:32.440	52.678	19.709	16.627	16.342
4	14:36:01.307	52.604	19.132	16.620	16.852	16	14:46:23.849	51.409	18.556	16.573	<b>16.280</b>
5	14:36:55.420	54.113	21.082	16.684	16.347	17	14:47:15.431	51.582	<b>18.493</b>	16.613	16.476
6	14:37:46.907	51.487	18.582	16.545	16.360	18	14:48:07.115	51.684	18.734	16.524	16.426
7	14:38:38.175	51.268	18.380	16.547	16.341	<b>(296) Josh HART</b>					
8	14:39:30.236	52.061	18.764	16.539	16.758	1	14:33:26.695	1:01.134	25.063	18.736	17.335
9	14:40:22.078	51.842	18.931	16.581	16.330	2	14:34:18.561	51.866	18.700	16.755	16.411
10	14:41:13.563	51.485	18.414	16.674	16.397	3	14:35:10.466	51.905	18.810	16.621	16.474
11	14:42:04.935	51.372	18.519	<b>16.490</b>	16.363	4	14:36:02.859	52.393	19.404	16.649	16.340
12	14:42:56.878	51.943	18.853	16.613	16.477	5	14:36:54.485	51.626	18.597	16.600	16.429
13	14:43:48.182	51.304	18.465	16.521	16.318	6	14:37:49.060	54.575	21.613	16.629	16.333
14	14:44:39.358	<b>51.176</b>	18.394	16.537	<b>16.245</b>	7	14:38:40.340	51.280	18.458	<b>16.468</b>	16.354
15	14:45:31.043	51.685	18.673	16.648	16.364	8	14:39:31.635	51.295	18.514	16.514	<b>16.267</b>
16	14:46:22.898	51.855	18.775	16.624	16.456	9	14:40:22.914	51.279	18.473	16.479	16.327
17	14:47:14.464	51.566	18.679	16.545	16.342	10	14:41:14.400	51.486	18.669	16.495	16.322
18	14:48:05.872	51.408	18.474	16.533	16.401	11	14:42:05.653	<b>51.253</b>	<b>18.453</b>	16.494	16.306
<b>(238) Alexandre FINKELSTEIN</b>						12	14:42:57.312	51.659	18.511	16.599	16.549
1	14:33:21.983	55.921	22.070	17.301	16.550	13	14:43:49.058	51.746	18.822	16.514	16.410
2	14:34:13.951	51.968	18.792	16.681	16.495	14	14:44:40.460	51.402	18.496	16.539	16.367
3	14:35:06.911	52.960	19.551	16.925	16.484	15	14:45:32.196	51.736	18.820	16.571	16.345
4	14:35:58.303	<b>51.392</b>	18.558	16.556	<b>16.278</b>	16	14:46:23.637	51.441	18.501	16.613	16.327
5	14:36:49.697	51.394	<b>18.387</b>	16.591	16.416	17	14:47:15.616	51.979	18.511	16.714	16.754
6	14:37:41.541	51.844	18.686	16.785	16.373	18	14:48:07.685	52.069	18.771	16.646	16.652
7	14:38:32.978	51.437	18.479	16.569	16.389	<b>(271) Christopher FRIEDRICH</b>					
8	14:39:25.914	52.936	19.284	17.057	16.595	1	14:33:26.973	1:00.467	24.136	19.077	17.254
9	14:40:18.287	52.373	19.081	16.664	16.628	2	14:34:20.708	53.735	19.942	17.268	16.525
10	14:41:10.574	52.287	18.995	17.013	16.279	3	14:35:12.452	51.744	18.408	16.969	16.367
11	14:42:03.102	52.528	19.102	16.642	16.784	4	14:36:05.333	52.881	18.889	17.655	16.337
12	14:42:55.170	52.068	18.925	<b>16.547</b>	16.596	5	14:36:56.816	51.483	18.536	16.622	16.325
13	14:43:46.615	51.445	18.505	16.574	16.366	6	14:37:48.153	51.337	18.429	16.571	16.337
14	14:44:38.953	52.338	18.559	17.331	16.448	7	14:38:39.408	<b>51.255</b>	18.340	16.656	16.259
15	14:45:30.813	51.860	18.929	16.613	16.318	8	14:39:30.994	51.586	18.630	16.646	16.310
16	14:46:22.978	52.165	18.827	16.906	16.432	9	14:40:22.416	51.422	<b>18.104</b>	16.944	16.374
17	14:47:14.685	51.707	18.793	16.613	16.301	10	14:41:15.226	52.810	19.743	16.748	16.319
18	14:48:06.162	51.477	18.480	16.579	16.418	11	14:42:06.570	51.344	18.535	16.571	<b>16.238</b>
<b>(261) Stephane KOX</b>						12	14:42:59.160	52.590	19.598	16.699	16.293
1	14:33:24.049	58.110	23.780	17.684	16.646	13	14:43:50.514	51.354	18.551	16.555	16.248
2	14:34:15.777	51.728	18.622	16.626	16.480	14	14:44:42.119	51.605	18.704	16.601	16.300
3	14:35:08.206	52.429	18.686	16.908	16.835	15	14:45:33.795	51.676	18.295	16.946	16.435
4	14:35:59.722	51.516	18.592	16.535	16.389	16	14:46:25.241	51.446	18.580	16.557	16.309
5	14:36:51.809	52.087	19.074	16.605	16.408	17	14:47:16.680	51.439	18.587	16.541	16.311
6	14:37:43.602	51.793	18.950	16.524	16.319	18	14:48:07.946	51.266	18.454	<b>16.515</b>	16.297
7	14:38:35.120	51.518	18.546	16.661	16.311	<b>(218) Nicolai NIELSEN</b>					
8	14:39:26.297	<b>51.177</b>	<b>18.389</b>	<b>16.491</b>	16.297	1	14:33:26.562	1:00.602	24.464	19.105	17.033
9	14:40:18.172	51.875	18.926	16.575	16.374	2	14:34:19.055	52.493	19.283	16.775	16.435





# Rotax Euro Challenge 2012 Wackersdorf

Rotax Seniors

Wackersdorf 1,275 Km

Final

13.05.2012 14:30

Race (18 Laps) started at 14:32:24

Lap	Time of Day	Lap Tm	S1 Tm	S2 Tm	S3 Tm	Lap	Time of Day	Lap Tm	S1 Tm	S2 Tm	S3 Tm
3	14:35:10.538	<b>51.483</b>	<b>18.500</b>	16.655	16.328	16	14:46:37.303	51.835	18.699	16.730	16.406
4	14:36:03.248	52.710	18.903	17.198	16.609	17	14:47:29.043	51.740	18.662	16.650	16.428
5	14:36:55.269	52.021	18.869	16.736	16.416	18	14:48:21.948	52.905	18.689	16.881	17.335
6	14:37:47.206	51.937	18.556	16.599	16.782	<b>(269) John FRIBERG</b>					
7	14:38:38.790	51.584	18.525	16.677	16.382	1	14:33:21.190	55.851	22.358	16.911	16.582
8	14:39:30.412	51.622	18.647	16.609	16.366	2	14:34:13.535	52.345	19.021	16.721	16.603
9	14:40:22.249	51.837	18.599	16.608	16.630	3	14:35:05.127	<b>51.592</b>	18.661	16.504	<b>16.427</b>
10	14:41:15.595	53.346	20.377	16.700	<b>16.269</b>	4	14:35:57.622	52.495	<b>18.418</b>	17.282	16.795
11	14:42:07.144	51.549	18.576	16.642	16.331	5	14:36:49.503	51.881	18.952	<b>16.481</b>	16.448
12	14:42:58.851	51.707	18.770	16.639	16.298	6	14:37:43.214	53.711	18.692	17.590	17.429
13	14:43:50.335	51.484	18.624	<b>16.575</b>	16.285	7	14:38:39.518	56.304	19.189	19.572	17.543
14	14:44:42.303	51.968	18.724	16.958	16.286						
15	14:45:34.098	51.795	18.713	16.788	16.294						
16	14:46:25.671	51.573	18.619	16.616	16.338						
17	14:47:17.263	51.592	18.642	16.614	16.336						
18	14:48:08.801	51.538	18.556	16.593	16.389						

**(232) James SINGLETON**

1	14:33:27.066	1:02.433	26.186	18.536	17.711
2	14:34:20.547	53.481	19.503	16.866	17.112
3	14:35:12.312	51.765	18.731	16.536	16.498
4	14:36:04.946	52.634	19.027	17.200	16.407
5	14:36:56.368	51.422	<b>18.523</b>	16.511	16.388
6	14:37:47.754	<b>51.386</b>	18.540	16.484	16.362
7	14:38:39.275	51.521	18.571	16.541	16.409
8	14:39:31.212	51.937	18.969	16.627	<b>16.341</b>
9	14:40:22.708	51.496	18.616	<b>16.463</b>	16.417
10	14:41:14.801	52.093	19.117	16.601	16.375
11	14:42:06.378	51.577	18.651	16.570	16.356
12	14:42:58.153	51.775	18.901	16.520	16.354
13	14:43:49.835	51.682	18.827	16.486	16.369
14	14:44:41.761	51.926	18.948	16.543	16.435
15	14:45:34.031	52.270	19.211	16.626	16.433
16	14:46:26.023	51.992	18.996	16.601	16.395
17	14:47:17.819	51.796	18.821	16.563	16.412
18	14:48:09.825	52.006	18.704	16.538	16.764

**(266) Petr FULIN**

1	14:33:27.746	1:02.096	23.866	20.428	17.802
2	14:34:21.404	53.658	19.212	17.376	17.070
3	14:35:13.571	52.167	18.906	16.759	16.502
4	14:36:05.831	52.260	18.887	16.889	16.484
5	14:36:57.494	<b>51.663</b>	<b>18.533</b>	16.641	16.489
6	14:37:49.380	51.886	18.761	16.742	16.383
7	14:38:41.301	51.921	18.626	16.708	16.587
8	14:39:33.260	51.959	18.853	16.712	16.394
9	14:40:25.056	51.796	18.730	16.662	16.404
10	14:41:17.694	52.638	18.946	17.282	16.410
11	14:42:09.644	51.950	18.845	16.654	16.451
12	14:43:01.616	51.972	18.833	16.680	16.459
13	14:43:53.455	51.839	18.830	<b>16.635</b>	16.374
14	14:44:45.209	51.754	18.738	16.711	<b>16.305</b>
15	14:45:37.130	51.921	18.816	16.710	16.395
16	14:46:29.140	52.010	18.820	16.740	16.450
17	14:47:21.201	52.061	18.748	16.849	16.464
18	14:48:13.190	51.989	18.702	16.687	16.600

**(214) Michael COOL**

1	14:33:22.923	57.697	23.225	17.424	17.048
2	14:34:14.529	51.606	18.503	16.655	16.448
3	14:35:07.109	52.580	19.224	16.895	16.461
4	14:35:58.617	51.508	18.586	<b>16.600</b>	<b>16.322</b>
5	14:36:50.406	51.789	18.376	16.660	16.753
6	14:37:42.661	52.255	18.557	16.832	16.866
7	14:38:34.551	51.890	18.907	16.603	16.380
8	14:39:26.004	<b>51.453</b>	<b>18.345</b>	16.638	16.470
9	14:40:17.656	51.652	18.547	16.610	16.495
10	14:41:10.002	52.346	19.238	16.674	16.434
11	14:42:03.402	53.400	19.991	16.735	16.674
12	14:43:09.939	1:06.537	31.046	18.921	16.570
13	14:44:01.762	51.823	18.829	16.608	16.386
14	14:44:53.486	51.724	18.725	16.668	16.331
15	14:45:45.468	51.982	18.743	16.793	16.446

