



Rotax Int. Open Zuera 2012

Rotax Juniors

Zuera 1,699 Km

Non Qualifying Practice 1

2012-10-26 13:00

Practice (15:00 Time) started at 13:00:01

Pos	No.	Name	Nat.	Chassis	Race Team	Laps	Best Tm	Diff	Gap In Lap	km/h
1	108	Brett WARD	GBR	Kosmic	Aim Motorsport	8	1:20.921			8 75,585
2	106	Jack WEPRIN	USA	Alonso	Dan Holland Racing	10	1:20.971	0.050	0.050	8 75,538
3	18	Thomas PREINING	AUT	Formula K	Protrain Racing	9	1:21.256	0.335	0.285	8 75,273
4	53	Guan Yu ZHOU	GBR	Tonykart	Strawberry Racing	8	1:21.272	0.351	0.016	8 75,258
5	49	Max AITKEN	GBR	Formula K	Protrain Racing	7	1:21.453	0.532	0.181	4 75,091
6	54	Jay GOODWIN	GBR	Alonso	Dan Holland Racing	10	1:21.502	0.581	0.049	10 75,046
7	40	Jan JONCK	DEN	Tonykart	RS Competition	8	1:21.615	0.694	0.113	8 74,942
8	87	Tom MEIJER	NED	Tonykart	Strawberry Racing	8	1:21.686	0.765	0.071	7 74,877
9	69	Ryan ANDERTON	GBR	Tonykart	Coles Racing	8	1:21.694	0.773	0.008	6 74,870
10	114	Frank MERILAHT	EST	TBA	Kartdago Team	10	1:21.733	0.812	0.039	3 74,834
11	61	Josh WHITE	GBR	Tonykart	Coles Racing	8	1:21.820	0.899	0.087	5 74,754
12	80	Marvin PIONKE	GER	Kosmic	RS Competition	10	1:21.858	0.937	0.038	3 74,720
13	76	David WOODER	GBR	Alonso	Dan Holland Racing	8	1:21.863	0.942	0.005	5 74,715
14	99	Philip HAMPRECHT	GER	LH Kart	Matis Motorsport	10	1:21.870	0.949	0.007	6 74,709
15	17	Ralf ARON	EST	Tonykart	Aix Racing	8	1:21.892	0.971	0.022	3 74,689
16	41	Florian JANITS	AUT	DR	VPDR	8	1:22.308	1.387	0.416	5 74,311
17	16	Ryo HIROOKA	JPN	Formula K	Formula K Europe	8	1:22.331	1.410	0.023	8 74,290
18	74	Jai NIJJAR	GBR	Tonykart	Chris Rogers Motorsport	10	1:22.368	1.447	0.037	3 74,257
19	26	Jessica BÄCKMAN	SWE	Tonykart	Strawberry Racing	8	1:22.706	1.785	0.338	3 73,954
20	115	Diego BORRELLI.F	VEN	Energy	SGR	8	1:22.718	1.797	0.012	7 73,943
21	33	Antoni PTAK	USA	Birel	Kalman Motorsport	10	1:23.096	2.175	0.378	9 73,606
22	82	Josh PRICE	GBR	Tonykart	CRM	8	1:23.119	2.198	0.023	4 73,586
23	64	Momo OKUDA	JPN	Formula K	Formula K Europe	10	1:23.204	2.283	0.085	10 73,511
24	112	Felix KOTYK	AUT	DR	VPDR	8	1:23.293	2.372	0.089	5 73,432
25	110	Marcin LASKI	POL	CRG/Zanardi	Lapo Racing Team	8	1:23.297	2.376	0.004	5 73,429
26	43	Thor VIELAND CHRISTEN	DEN	Tonykart	RS Competition	8	1:23.354	2.433	0.057	7 73,379
27	109	Omar ISMAIL	GBR	Formula K	Protrain Racing	10	1:23.670	2.749	0.316	9 73,101
28	117	Deniz BECKERS	NED	Intrepid	Team TKP	8	1:24.139	3.218	0.469	5 72,694
29	111	Hannes TAMMPERE	EST	Tonykart	Aix Racing	10	1:24.202	3.281	0.063	5 72,640
30	15	Lars LAMBORELLE	NED	Intrepid	Team TKP	9	1:24.450	3.529	0.248	9 72,426
31	29	Teodor MORIN	SWE	Gillard	PDB	8	1:25.126	4.205	0.676	6 71,851
32	9	Janneau ESMEIJER	NED	Birel	Team TKP					0 -

Timekeeping Ingrid and Meik Wagner:

Clerk of the course Nigel Edwards:

www.mylaps.com

Steward (Chairman) Ian Watson:

Chief Scrutineer Paul Klaassen:

Licensed to: Motorsport Events

Printed: 2012-10-26 13:16:44

posted at:

h



Rotax Int. Open Zuera 2012

Rotax Juniors

Zuera 1,699 Km

Non Qualifying Practice 1

2012-10-26 13:00

Practice (15:00 Time) started at 13:00:01

Lap	Time of Day	Lap Tm	Diff	S1 Tm	S2 Tm	S3 Tm	Lap	Time of Day	Lap Tm	Diff	S1 Tm	S2 Tm	S3 Tm
(108) Brett WARD													
1	13:02:58.631	1:22.922	+2.001	27.013	29.687	26.222	1	13:03:04.034	1:24.354	+2.739	27.665	29.705	26.984
2	13:04:21.290	1:22.659	+1.738	27.141	29.204	26.314	2	13:04:26.956	1:22.922	+1.307	27.267	29.350	26.305
3	13:05:44.449	1:23.159	+2.238	26.524	30.008	26.627	3	13:05:50.041	1:23.085	+1.470	26.802	29.677	26.606
4	13:07:06.531	1:22.082	+1.161	26.430	29.629	26.023	4	13:07:11.969	1:21.928	+0.313	26.487	29.089	26.352
5	13:08:28.678	1:22.147	+1.226	27.011	29.212	25.924	5	13:08:38.635	1:26.666	+5.051	31.452	28.934	26.280
6	13:12:24.077	3:55.399	+2:34.478	26.279	36.333	27.764	6	13:10:00.293	1:21.658	+0.043	26.284	29.215	26.159
7	13:13:46.374	1:22.297	+1.376	27.468	28.951	25.878	7	13:14:12.334	4:12.041	+2:50.426	26.338	29.026	26.116
8	13:15:07.295	1:20.921		26.109	28.791	26.021	8	13:15:33.949	1:21.615		26.596	29.210	25.809
(106) Jack WEPRIN													
1	13:03:26.693	1:22.855	+1.884	26.774	29.653	26.428	1	13:03:27.965	1:21.791	+0.105	26.513	29.318	25.960
2	13:04:49.759	1:23.066	+2.095	27.299	29.269	26.498	2	13:04:57.886	1:29.921	+8.235	26.581	29.326	34.014
3	13:06:11.903	1:22.144	+1.173	26.140	30.127	25.877	3	13:06:21.542	1:23.656	+1.970	26.823	30.409	26.424
4	13:07:34.222	1:22.319	+1.348	26.279	29.363	26.677	4	13:07:50.126	1:28.584	+6.898	28.381	34.158	26.045
5	13:08:58.494	1:24.272	+3.301	27.029	30.098	27.145	5	13:09:12.522	1:22.396	+0.710	26.572	29.468	26.356
6	13:10:20.425	1:21.931	+0.960	26.519	29.729	25.683	6	13:10:34.775	1:22.253	+0.567	26.835	29.322	26.096
7	13:11:42.822	1:22.397	+1.426	26.070	30.338	25.989	7	13:11:56.461	1:21.686		26.202	29.167	26.317
8	13:13:03.793	1:20.971		26.107	28.975	25.889	8	13:15:37.232	3:40.771	+2:19.085	27.834	29.885	26.368
9	13:14:25.674	1:21.881	+0.910	26.054	29.943	25.884	(69) Ryan ANDERTON						
10	13:15:46.835	1:21.161	+0.190	26.443	28.756	25.962	1	13:03:01.993	1:23.650	+1.956	27.092	29.918	26.640
							2	13:04:26.331	1:24.338	+2.644	27.220	29.982	27.136
							3	13:05:49.478	1:23.147	+1.453	27.001	29.587	26.559
							4	13:10:17.855	4:28.377	+3:06.683	27.404	29.952	26.463
							5	13:11:40.307	1:22.452	+0.758	26.346	29.208	26.898
							6	13:13:02.001	1:21.694		26.416	29.208	26.070
							7	13:14:24.976	1:22.975	+1.281	27.004	29.700	26.271
							8	13:15:48.874	1:23.898	+2.204	28.168	29.540	26.190
(114) Frank MERILAHT													
1	13:03:05.950	1:24.305	+2.572	27.196	30.157	26.952	1	13:03:05.950	1:24.305	+2.572	27.196	30.157	26.952
2	13:04:29.748	1:23.798	+2.065	26.860	29.900	27.038	2	13:04:29.748	1:23.798	+2.065	26.860	29.900	27.038
3	13:05:51.481	1:21.733		26.378	29.110	26.245	3	13:05:51.481	1:21.733		26.378	29.110	26.245
4	13:07:14.206	1:22.725	+0.992	26.506	29.597	26.622	4	13:07:14.206	1:22.725	+0.992	26.506	29.597	26.622
5	13:08:37.952	1:23.746	+2.013	27.428	29.628	26.690	5	13:08:37.952	1:23.746	+2.013	27.428	29.628	26.690
6	13:10:01.139	1:23.187	+1.454	26.688	29.800	26.699	6	13:10:01.139	1:23.187	+1.454	26.688	29.800	26.699
7	13:11:23.663	1:22.524	+0.791	26.521	29.499	26.504	7	13:11:23.663	1:22.524	+0.791	26.521	29.499	26.504
8	13:12:45.989	1:22.326	+0.593	26.648	29.228	26.450	8	13:12:45.989	1:22.326	+0.593	26.648	29.228	26.450
9	13:14:07.890	1:21.901	+0.168	26.389	29.468	26.044	9	13:14:07.890	1:21.901	+0.168	26.389	29.468	26.044
10	13:15:31.236	1:23.346	+1.613	27.135	30.081	26.130	10	13:15:31.236	1:23.346	+1.613	27.135	30.081	26.130
(61) Josh WHITE													
1	13:03:19.933	1:23.120	+1.300	27.043	29.768	26.309	1	13:03:19.933	1:23.120	+1.300	27.043	29.768	26.309
2	13:04:42.328	1:22.395	+0.575	26.910	29.409	26.076	2	13:04:42.328	1:22.395	+0.575	26.910	29.409	26.076
3	13:06:05.146	1:22.818	+0.998	26.513	30.461	25.844	3	13:06:05.146	1:22.818	+0.998	26.513	30.461	25.844
4	13:07:27.849	1:22.703	+0.883	26.540	29.587	26.576	4	13:07:27.849	1:22.703	+0.883	26.540	29.587	26.576
5	13:08:49.669	1:21.820		26.676	29.352	25.792	5	13:08:49.669	1:21.820		26.676	29.352	25.792
6	13:12:59.622	4:09.953	+2:48.133	26.681	29.451	26.346	6	13:12:59.622	4:09.953	+2:48.133	26.681	29.451	26.346
7	13:14:22.346	1:22.724	+0.904	27.303	29.115	26.306	7	13:14:22.346	1:22.724	+0.904	27.303	29.115	26.306
8	13:15:44.901	1:22.555	+0.735	26.284	29.799	26.472	8	13:15:44.901	1:22.555	+0.735	26.284	29.799	26.472
(80) Marvin PIONKE													
1	13:02:58.426	1:23.402	+1.544	27.344	29.448	26.610	1	13:02:58.426	1:23.402	+1.544	27.344	29.448	26.610
2	13:04:23.217	1:24.791	+2.933	28.663	29.397	26.731	2	13:04:23.217	1:24.791	+2.933	28.663	29.397	26.731
3	13:05:45.075	1:21.858		26.439	29.031	26.388	3	13:05:45.075	1:21.858		26.439	29.031	26.388
4	13:07:07.276	1:22.201	+0.343	26.649	29.242	26.310	4	13:07:07.276	1:22.201	+0.343	26.649	29.242	26.310
5	13:08:30.157	1:22.881	+1.023	27.338	29.162	26.381	5	13:08:30.157	1:22.881	+1.023	27.338	29.162	26.381
6	13:09:52.391	1:22.234	+0.376	26.666	28.974	26.594	6	13:09:52.391	1:22.234	+0.376	26.666	28.974	26.594
7	13:11:15.700	1:23.309	+1.451	27.121	29.368	26.820	7	13:11:15.700	1:23.309	+1.451	27.121	29.368	26.820
8	13:12:38.011	1:22.311	+0.453	26.790	28.970	26.551	8	13:12:38.011	1:22.311	+0.453	26.790	28.970	26.551
9	13:14:01.441	1:23.430	+1.572	27.282	29.286	26.862	9	13:14:01.441	1:23.430	+1.572	27.282	29.286	26.862
10	13:15:23.738	1:22.297	+0.439	26.519	28.981	26.797	10	13:15:23.738	1:22.297	+0.439	26.519	28.981	26.797
(76) David WOODER													
1	13:03:32.164	1:22.932	+1.069	26.785	29.732	26.415	1	13:03:32.164	1:22.932	+1.069	26.785	29.732	26.415
2	13:04:56.413	1:24.249	+2.386	27.651	30.287	26.311	2	13:04:56.413	1:24.249	+2.386	27.651	30.287	26.311
(40) Jan JONCK													



Rotax Int. Open Zuera 2012

Rotax Juniors

Zuera 1,699 Km

Non Qualifying Practice 1

2012-10-26 13:00

Practice (15:00 Time) started at 13:00:01

Lap	Time of Day	Lap Tm	Diff	S1 Tm	S2 Tm	S3 Tm	Lap	Time of Day	Lap Tm	Diff	S1 Tm	S2 Tm	S3 Tm
3	13:06:18.814	1:22.401	+0.538	26.449	29.725	26.227	5	13:08:49.290	1:23.622	+0.916	26.919	29.647	27.056
4	13:07:40.885	1:22.071	+0.208	26.494	29.582	25.995	6	13:12:42.826	3:53.536	+2:30.830	27.239	30.028	26.491
5	13:09:02.748	1:21.863		26.512	29.437	25.914	7	13:14:05.984	1:23.158	+0.452	26.935	29.627	26.596
6	13:10:24.695	1:21.947	+0.084	26.341	29.681	25.925	8	13:15:40.621	1:34.637	+11.931	38.727	29.521	26.389
7	13:11:48.389	1:23.694	+1.831	27.616	29.800	26.278	(115) Diego BORRELLI.F						
8	13:15:52.415	4:04.026	+2:42.163	26.347	29.120	25.906	1	13:03:23.470	1:25.264	+2.546	27.812	30.254	27.198
(99) Philip HAMPRECHT							2	13:04:47.601	1:24.131	+1.413	27.348	29.748	27.035
1	13:02:58.060	1:23.686	+1.816	27.329	29.829	26.528	3	13:06:10.995	1:23.394	+0.676	26.941	29.799	26.654
2	13:04:21.624	1:23.564	+1.694	27.988	29.339	26.237	4	13:07:34.114	1:23.119	+0.401	26.657	29.595	26.867
3	13:05:43.920	1:22.296	+0.426	26.550	29.348	26.398	5	13:08:58.405	1:24.291	+1.573	26.860	30.205	27.226
4	13:07:06.364	1:22.444	+0.574	26.599	29.425	26.420	6	13:10:27.632	1:29.227	+6.509	26.464	34.435	28.328
5	13:08:30.749	1:24.385	+2.515	29.038	29.412	25.935	7	13:11:50.350	1:22.718		26.750	29.505	26.463
6	13:09:52.619	1:21.870		26.628	29.062	26.180	8	13:15:35.970	3:45.620	+2:22.902	26.839	29.942	26.631
7	13:11:16.969	1:24.350	+2.480	27.305	29.566	27.479	(33) Antoni PTAK						
8	13:12:40.109	1:23.140	+1.270	26.643	29.085	27.412	1	13:03:05.122	1:25.904	+2.808	28.028	30.073	27.803
9	13:14:02.002	1:21.893	+0.023	26.700	28.863	26.330	2	13:04:29.931	1:24.809	+1.713	27.322	30.084	27.403
10	13:15:24.048	1:22.046	+0.176	26.685	28.995	26.366	3	13:05:53.546	1:23.615	+0.519	27.521	29.620	26.474
(17) Ralf ARON							4	13:07:17.049	1:23.503	+0.407	26.845	29.524	27.134
1	13:03:04.495	1:24.425	+2.533	27.412	30.012	27.001	5	13:08:45.649	1:28.600	+5.504	27.415	29.241	31.944
2	13:04:28.717	1:24.222	+2.330	27.569	30.189	26.464	6	13:10:09.188	1:23.539	+0.443	27.355	29.712	26.472
3	13:05:50.609	1:21.892		26.379	29.457	26.056	7	13:11:33.728	1:24.540	+1.444	27.026	30.261	27.253
4	13:09:50.374	3:59.765	+2:37.873	26.707	30.751	28.784	8	13:13:01.841	1:28.113	+5.017	31.895	29.510	26.708
5	13:11:17.015	1:26.641	+4.749	27.079	32.572	26.990	9	13:14:24.937	1:23.096		27.072	29.295	26.729
6	13:12:39.292	1:22.277	+0.385	26.836	29.191	26.250	10	13:15:51.387	1:26.450	+3.354	30.155	28.898	27.397
7	13:14:01.584	1:22.292	+0.400	26.297	29.530	26.465	(82) Josh PRICE						
8	13:15:24.437	1:22.853	+0.961	27.356	29.061	26.436	1	13:03:17.846	1:25.374	+2.255	27.908	30.338	27.128
(41) Florian JANITS							2	13:06:44.132	3:26.286	+2:03.167	28.836	29.954	26.777
1	13:03:13.085	1:23.975	+1.667	27.383	29.534	27.058	3	13:08:07.645	1:23.513	+0.394	27.144	29.791	26.578
2	13:04:36.953	1:23.868	+1.560	27.010	29.615	27.243	4	13:09:30.764	1:23.119		26.987	29.874	26.258
3	13:06:01.538	1:24.585	+2.277	26.993	30.245	27.347	5	13:11:08.229	1:37.465	+14.346	27.155	29.707	40.603
4	13:07:25.211	1:23.673	+1.365	27.516	29.708	26.449	6	13:12:31.833	1:23.604	+0.485	27.005	30.176	26.423
5	13:08:47.519	1:22.308		26.626	29.224	26.458	7	13:13:55.367	1:23.534	+0.415	27.295	29.807	26.432
6	13:12:23.834	3:36.315	+2:14.007	26.603	29.072	26.597	8	13:15:18.779	1:23.412	+0.293	27.115	29.882	26.415
7	13:13:46.400	1:22.566	+0.258	26.699	29.027	26.840	(64) Momo OKUDA						
8	13:15:08.712	1:22.312	+0.004	26.766	29.061	26.485	1	13:03:08.242	1:26.162	+2.958	27.609	30.436	28.117
(16) Ryo HIROOKA							2	13:04:32.364	1:24.122	+0.918	27.035	29.984	27.103
1	13:03:03.203	1:23.924	+1.593	27.192	29.901	26.831	3	13:05:56.989	1:24.625	+1.421	27.759	30.023	26.843
2	13:04:26.207	1:23.004	+0.673	26.651	29.579	26.774	4	13:07:33.663	1:36.674	+13.470	39.462	30.058	27.154
3	13:05:48.644	1:22.437	+0.106	26.479	29.334	26.624	5	13:09:01.450	1:27.787	+4.583	26.952	30.283	30.552
4	13:07:11.301	1:22.657	+0.326	26.607	29.222	26.828	6	13:10:25.872	1:24.422	+1.218	27.112	30.565	26.745
5	13:08:34.076	1:22.775	+0.444	26.611	29.296	26.868	7	13:11:50.001	1:24.129	+0.925	26.868	30.479	26.782
6	13:12:27.870	3:53.794	+2:31.463	26.413	29.308	26.791	8	13:13:14.573	1:24.572	+1.368	27.263	30.041	27.268
7	13:13:50.396	1:22.526	+0.195	26.349	29.343	26.834	9	13:14:37.960	1:23.387	+0.183	26.846	29.661	26.880
8	13:15:12.727	1:22.331		26.316	29.232	26.783	10	13:16:01.164	1:23.204		26.751	29.574	26.879
(74) Jai NIJJAR							(112) Felix KOTYK						
1	13:03:21.343	1:30.188	+7.820	32.542	30.898	26.748	1	13:03:14.477	1:25.924	+2.631	27.725	30.660	27.539
2	13:04:44.625	1:23.282	+0.914	27.352	29.728	26.202	2	13:04:39.801	1:25.324	+2.031	27.978	30.016	27.330
3	13:06:06.993	1:22.368		26.615	29.611	26.142	3	13:06:03.640	1:23.839	+0.546	26.847	29.776	27.216
4	13:07:29.407	1:22.414	+0.046	26.696	29.383	26.335	4	13:07:28.464	1:24.824	+1.531	26.871	29.839	28.114
5	13:08:52.492	1:23.085	+0.717	26.915	30.175	25.995	5	13:08:51.757	1:23.293		26.842	29.557	26.894
6	13:10:15.856	1:23.364	+0.996	26.661	29.394	27.309	6	13:10:15.544	1:23.787	+0.494	26.638	29.850	27.299
7	13:11:39.951	1:24.095	+1.727	26.705	29.843	27.547	7	13:14:25.482	4:09.938	+2:46.645	26.845	30.401	26.392
8	13:13:03.033	1:23.082	+0.714	27.458	29.208	26.416	8	13:15:48.818	1:23.336	+0.043	27.355	29.517	26.464
9	13:14:26.717	1:23.684	+1.316	26.577	30.718	26.389	(110) Marcin LASKI						
10	13:15:49.090	1:22.373	+0.005	26.909	29.327	26.137	1	13:03:03.822	1:25.327	+2.030	27.669	30.527	27.131
(26) Jessica BÄCKMAN							2	13:04:57.123	1:53.301	+30.004	55.847	30.661	26.793
1	13:03:14.602	1:23.761	+1.055	26.795	29.696	27.270	3	13:06:21.335	1:24.212	+0.915	27.439	29.669	27.104
2	13:04:38.855	1:24.253	+1.547	27.569	29.706	26.978	4	13:07:45.436	1:24.101	+0.804	27.664	29.457	26.980
3	13:06:01.561	1:22.706		26.524	29.436	26.746	5	13:09:08.733	1:23.297		27.284	29.336	26.677
4	13:07:25.668	1:24.107	+1.401	27.564	30.048	26.495	6	13:10:32.360	1:23.627	+0.330	27.227	29.665	26.735



Rotax Int. Open Zuera 2012

Rotax Juniors

Zuera 1,699 Km

Non Qualifying Practice 1

2012-10-26 13:00

Practice (15:00 Time) started at 13:00:01

Lap	Time of Day	Lap Tm	Diff	S1 Tm	S2 Tm	S3 Tm	Lap	Time of Day	Lap Tm	Diff	S1 Tm	S2 Tm	S3 Tm
7	13:11:56.547	1:24.187	+0.890	27.235	30.281	26.671	8	13:15:45.526	3:56.407	+2:31.281	27.219	30.238	27.668
8	13:15:43.360	3:46.813	+2:23.516	27.467	29.625	26.609							

(43) Thor VIELAND CHRISTENSEN

1	13:03:07.413	1:29.090	+5.736	30.200	31.084	27.806
2	13:04:32.239	1:24.826	+1.472	27.621	29.856	27.349
3	13:05:56.826	1:24.587	+1.233	27.586	29.776	27.225
4	13:07:21.064	1:24.238	+0.884	27.230	29.716	27.292
5	13:08:44.818	1:23.754	+0.400	27.004	29.808	26.942
6	13:12:33.327	3:48.509	+2:25.155	27.808	30.142	27.440
7	13:13:56.681	1:23.354		27.076	29.589	26.689
8	13:15:20.390	1:23.709	+0.355	27.041	29.900	26.768

(109) Omar ISMAIL

1	13:03:10.601	1:24.964	+1.294	27.641	30.733	26.590
2	13:04:34.723	1:24.122	+0.452	27.043	30.267	26.812
3	13:06:00.817	1:26.094	+2.424	28.759	30.366	26.969
4	13:07:28.480	1:27.663	+3.993	28.288	30.977	28.398
5	13:08:53.132	1:24.652	+0.982	27.495	30.777	26.380
6	13:10:18.426	1:25.294	+1.624	27.835	30.887	26.572
7	13:11:44.022	1:25.596	+1.926	27.199	31.831	26.566
8	13:13:09.051	1:25.029	+1.359	27.272	31.420	26.337
9	13:14:32.721	1:23.670		26.630	29.953	27.087
10	13:15:56.800	1:24.079	+0.409	27.578	29.807	26.694

(117) Deniz BECKERS

1	13:03:09.195	1:25.260	+1.121	27.848	30.336	27.076
2	13:04:33.413	1:24.218	+0.079	27.426	29.908	26.884
3	13:05:57.708	1:24.295	+0.156	27.335	29.979	26.981
4	13:07:22.172	1:24.464	+0.325	27.795	30.138	26.531
5	13:08:46.311	1:24.139		27.191	29.910	27.038
6	13:12:43.354	3:57.043	+2:32.904	27.320	30.527	26.783
7	13:14:07.505	1:24.151	+0.012	27.237	30.092	26.822
8	13:15:32.277	1:24.772	+0.633	27.406	30.515	26.851

(111) Hannes TAMMPERE

1	13:03:32.103	1:35.726	+11.524	28.417	30.915	36.394
2	13:04:58.193	1:26.090	+1.888	28.197	30.729	27.164
3	13:06:22.805	1:24.612	+0.410	27.464	30.244	26.904
4	13:07:47.542	1:24.737	+0.535	27.362	30.547	26.828
5	13:09:11.744	1:24.202		27.203	29.943	27.056
6	13:10:36.668	1:24.924	+0.722	28.131	29.722	27.071
7	13:12:02.920	1:26.252	+2.050	28.145	30.291	27.816
8	13:13:27.512	1:24.592	+0.390	27.730	30.125	26.737
9	13:14:52.378	1:24.866	+0.664	27.315	30.607	26.944
10	13:16:19.589	1:27.211	+3.009	28.270	31.371	27.570

(15) Lars LAMBORELLE

1	13:03:22.423	1:26.925	+2.475	27.564	31.799	27.562
2	13:04:48.294	1:25.871	+1.421	27.902	30.904	27.065
3	13:06:13.709	1:25.415	+0.965	27.178	31.056	27.181
4	13:07:39.089	1:25.380	+0.930	27.244	30.997	27.139
5	13:09:14.101	1:35.012	+10.562	36.978	31.057	26.977
6	13:10:38.758	1:24.657	+0.207	27.005	30.529	27.123
7	13:12:03.799	1:25.041	+0.591	27.367	30.396	27.278
8	13:13:28.673	1:24.874	+0.424	27.476	30.658	26.740
9	13:14:53.123	1:24.450		27.189	30.545	26.716

(29) Teodor MORIN

1	13:03:15.013	1:28.107	+2.981	28.393	31.912	27.802
2	13:04:41.024	1:26.011	+0.885	27.768	30.651	27.592
3	13:06:06.951	1:25.927	+0.801	27.513	31.334	27.080
4	13:07:32.452	1:25.501	+0.375	27.649	30.560	27.292
5	13:08:57.632	1:25.180	+0.054	27.679	30.435	27.066
6	13:10:22.758	1:25.126		27.156	30.868	27.102
7	13:11:49.119	1:26.361	+1.235	28.439	30.372	27.550



Rotax Int. Open Zuera 2012

Rotax Juniors

Zuera 1,699 Km

Non Qualifying Practice 2

2012-10-26 14:00

Practice (15:00 Time) started at 14:00:00

Pos	No.	Name	Nat.	Chassis	Race Team	Laps	Best Tm	Diff	Gap In Lap	km/h
1	108	Brett WARD	GBR	Kosmic	Aim Motorsport	8	1:20.986			75,524
2	106	Jack WEPRIN	USA	Alonso	Dan Holland Racing	10	1:21.078	0.092	0.092	75,438
3	61	Josh WHITE	GBR	Tonykart	Coles Racing	8	1:21.241	0.255	0.163	75,287
4	53	Guan Yu ZHOU	GBR	Tonykart	Strawberry Racing	8	1:21.301	0.315	0.060	75,232
5	40	Jan JONCK	DEN	Tonykart	RS Competition	8	1:21.357	0.371	0.056	75,180
6	26	Jessica BÄCKMAN	SWE	Tonykart	Strawberry Racing	8	1:21.559	0.573	0.202	74,994
7	99	Philip HAMPRECHT	GER	LH Kart	Matis Motorsport	8	1:21.711	0.725	0.152	74,854
8	16	Ryo HIROOKA	JPN	Formula K	Formula K Europe	8	1:21.780	0.794	0.069	74,791
9	18	Thomas PREINING	AUT	Formula K	Protrain Racing	9	1:21.815	0.829	0.035	74,759
10	76	David WOODER	GBR	Alonso	Dan Holland Racing	10	1:21.858	0.872	0.043	74,720
11	54	Jay GOODWIN	GBR	Alonso	Dan Holland Racing	10	1:21.944	0.958	0.086	74,641
12	87	Tom MEIJER	NED	Tonykart	Strawberry Racing	10	1:21.957	0.971	0.013	74,629
13	80	Marvin PIONKE	GER	Kosmic	RS Competition	7	1:22.239	1.253	0.282	74,373
14	74	Jai NIJJAR	GBR	Tonykart	Chris Rogers Motorsport	8	1:22.244	1.258	0.005	74,369
15	17	Ralf ARON	EST	Tonykart	Aix Racing	9	1:22.332	1.346	0.088	74,289
16	82	Josh PRICE	GBR	Tonykart	CRM	8	1:22.363	1.377	0.031	74,262
17	41	Florian JANITS	AUT	DR	VPDR	7	1:22.495	1.509	0.132	74,143
18	49	Max AITKEN	GBR	Formula K	Protrain Racing	8	1:22.585	1.599	0.090	74,062
19	115	Diego BORRELLI.F	VEN	Energy	SGR	7	1:22.638	1.652	0.053	74,014
20	112	Felix KOTYK	AUT	DR	VPDR	7	1:22.700	1.714	0.062	73,959
21	69	Ryan ANDERTON	GBR	Tonykart	Coles Racing	8	1:23.120	2.134	0.420	73,585
22	33	Antoni PTAK	USA	Birel	Kalman Motorsport	9	1:23.140	2.154	0.020	73,567
23	64	Momo OKUDA	JPN	Formula K	Formula K Europe	8	1:23.174	2.188	0.034	73,537
24	85	Ermo PIHJOE	EST	Sodikart	Aix Racing Team	10	1:23.303	2.317	0.129	73,424
25	43	Thor VIELAND CHRISTEN	DEN	Tonykart	RS Competition	10	1:23.325	2.339	0.022	73,404
26	109	Omar ISMAIL	GBR	Formula K	Protrain Racing	7	1:23.509	2.523	0.184	73,242
27	15	Lars LAMBORELLE	NED	Intrepid	Team TKP	9	1:23.539	2.553	0.030	73,216
28	9	Janneau ESMEIJER	NED	Birel	Team TKP	8	1:23.571	2.585	0.032	73,188
29	114	Frank MERILAHT	EST	TBA	Kartdago Team	8	1:23.708	2.722	0.137	73,068
30	111	Hannes TAMMPERE	EST	Tonykart	Aix Racing	10	1:23.861	2.875	0.153	72,935
31	110	Marcin LASKI	POL	CRG/Zanardi	Lapo Racing Team	8	1:24.170	3.184	0.309	72,667
32	29	Teodor MORIN	SWE	Gillard	PDB	10	1:24.182	3.196	0.012	72,657
33	117	Deniz BECKERS	NED	Intrepid	Team TKP	2	1:25.196	4.210	1.014	71,792



Rotax Int. Open Zuera 2012

Rotax Juniors

Zuera 1,699 Km

Non Qualifying Practice 2

2012-10-26 14:00

Practice (15:00 Time) started at 14:00:00

Lap	Time of Day	Lap Tm	Diff	S1 Tm	S2 Tm	S3 Tm	Lap	Time of Day	Lap Tm	Diff	S1 Tm	S2 Tm	S3 Tm
(108) Brett WARD													
1	14:03:14.132	1:23.274	+2.288	27.315	29.258	26.701	3	14:05:50.753	1:21.711		26.673	28.857	26.181
2	14:04:37.714	1:23.582	+2.596	26.710	29.955	26.917	4	14:07:13.250	1:22.497	+0.786	26.577	29.138	26.782
3	14:05:59.772	1:22.058	+1.072	26.606	29.270	26.182	5	14:08:35.402	1:22.152	+0.441	26.634	29.121	26.397
4	14:07:23.048	1:23.276	+2.290	27.093	29.711	26.472	6	14:12:27.412	3:52.010	+2:30.299	26.807	29.102	26.142
5	14:11:25.510	4:02.462	+2:41.476	26.365	34.680	26.379	7	14:13:49.464	1:22.052	+0.341	26.413	28.888	26.751
6	14:12:46.714	1:21.204	+0.218	26.130	28.785	26.289	8	14:15:11.599	1:22.135	+0.424	26.797	28.886	26.452
7	14:14:07.700	1:20.986		26.216	28.813	25.957	(16) Ryo HIROOKA						
8	14:15:29.355	1:21.655	+0.669	26.142	29.326	26.187	1	14:03:05.960	1:24.785	+3.005	27.673	30.236	26.876
(106) Jack WEPRIN													
1	14:03:31.043	1:21.895	+0.817	26.593	29.213	26.089	2	14:04:27.740	1:21.780		26.194	29.138	26.448
2	14:04:52.705	1:21.662	+0.584	26.308	28.897	26.457	3	14:05:49.717	1:21.977	+0.197	26.327	29.056	26.594
3	14:06:16.798	1:24.093	+3.015	27.828	30.127	26.138	4	14:07:12.032	1:22.315	+0.535	26.485	29.150	26.680
4	14:07:37.876	1:21.078		26.155	28.801	26.122	5	14:08:34.105	1:22.073	+0.293	26.472	29.080	26.521
5	14:09:01.529	1:23.653	+2.575	27.471	29.815	26.367	6	14:12:19.880	3:45.775	+2:23.995	26.388	29.099	28.819
6	14:10:23.798	1:22.269	+1.191	26.710	28.924	26.635	7	14:13:42.814	1:22.934	+1.154	26.788	29.547	26.599
7	14:11:46.253	1:22.455	+1.377	27.039	28.968	26.448	8	14:15:05.486	1:22.672	+0.892	26.626	29.338	26.708
8	14:13:07.727	1:21.474	+0.396	26.374	28.957	26.143	(18) Thomas PREINING						
9	14:14:31.379	1:23.652	+2.574	27.048	29.454	27.150	1	14:02:55.872	1:24.059	+2.244	26.920	29.930	27.209
10	14:15:54.775	1:23.396	+2.318	27.487	29.420	26.489	2	14:04:19.313	1:23.441	+1.626	26.833	29.688	26.920
(61) Josh WHITE													
1	14:06:11.993	4:22.612	+3:01.371	53.605	29.094	26.274	3	14:05:42.357	1:23.044	+1.229	26.840	29.336	26.868
2	14:07:34.485	1:22.492	+1.251	26.653	29.516	26.323	4	14:07:04.971	1:22.614	+0.799	26.621	29.355	26.638
3	14:08:57.426	1:22.941	+1.700	27.061	29.501	26.379	5	14:08:28.048	1:23.077	+1.262	26.839	29.408	26.830
4	14:10:20.850	1:23.424	+2.183	26.793	30.493	26.138	6	14:09:50.373	1:22.325	+0.510	26.574	29.008	26.743
5	14:11:42.484	1:21.634	+0.393	26.452	29.030	26.152	7	14:13:13.261	3:22.888	+2:01.073	26.630	29.421	26.616
6	14:13:06.200	1:23.716	+2.475	26.262	30.103	27.351	8	14:14:35.318	1:22.057	+0.242	26.435	29.083	26.539
7	14:14:27.441	1:21.241		26.191	28.850	26.200	9	14:15:57.133	1:21.815		26.437	29.103	26.275
8	14:15:50.574	1:23.133	+1.892	26.538	29.936	26.659	(76) David WOODER						
(53) Guan Yu ZHOU													
1	14:03:04.354	1:22.941	+1.640	27.265	29.307	26.369	1	14:03:38.929	1:22.621	+0.763	26.519	29.599	26.503
2	14:04:25.690	1:21.336	+0.035	26.278	28.963	26.095	2	14:05:00.864	1:21.935	+0.077	26.553	29.117	26.265
3	14:05:47.226	1:21.536	+0.235	26.475	26.475	26.047	3	14:06:23.678	1:22.814	+0.956	26.638	29.316	26.860
4	14:07:19.474	1:32.248	+10.947	37.106	28.851	26.291	4	14:07:46.137	1:22.459	+0.601	26.558	29.532	26.369
5	14:08:41.375	1:21.901	+0.600	26.587	28.987	26.327	5	14:09:08.038	1:21.901	+0.043	26.482	29.201	26.218
6	14:12:27.766	3:46.391	+2:25.090	26.316	28.719	25.969	6	14:10:30.075	1:22.037	+0.179	26.565	29.318	26.154
7	14:13:49.419	1:21.653	+0.352	26.328	28.908	26.417	7	14:11:52.172	1:22.097	+0.239	26.281	29.506	26.310
8	14:15:10.720	1:21.301		26.328	28.925	26.048	8	14:13:14.522	1:22.350	+0.492	26.624	29.392	26.334
(40) Jan JONCK													
1	14:03:03.363	1:29.029	+7.672	26.870			9	14:14:36.380	1:21.858		26.283	29.347	26.228
2	14:04:25.694	1:22.331	+0.974	26.390	29.584	26.357	10	14:15:58.479	1:22.099	+0.241	26.464	29.270	26.365
3	14:05:48.019	1:22.325	+0.968	26.745	29.517	26.063	(54) Jay GOODWIN						
4	14:09:41.447	3:53.428	+2:32.071	27.056	30.215	26.385	1	14:03:13.023	1:23.061	+1.117	26.881	29.687	26.493
5	14:11:03.200	1:21.753	+0.396	26.336	29.134	26.283	2	14:04:36.456	1:23.433	+1.489	27.321	29.665	26.447
6	14:12:25.440	1:22.240	+0.883	26.198	28.906	27.136	3	14:05:59.245	1:22.789	+0.845	26.588	29.937	26.264
7	14:13:46.797	1:21.357		26.213	28.923	26.221	4	14:07:21.679	1:22.434	+0.490	26.599	29.466	26.369
8	14:15:08.340	1:21.543	+0.186	26.138	29.197	26.208	5	14:08:44.291	1:22.612	+0.668	26.262	29.291	27.059
(26) Jessica BÄCKMAN													
1	14:03:28.852	1:22.412	+0.853	26.434	29.499	26.479	6	14:10:06.906	1:22.615	+0.671	26.891	29.209	26.515
2	14:04:52.469	1:23.617	+2.058	27.400	29.438	26.779	7	14:11:29.982	1:23.076	+1.132	26.953	29.611	26.512
3	14:06:14.811	1:22.342	+0.783	26.381	29.516	26.445	8	14:12:51.926	1:21.944		26.334	29.336	26.274
4	14:07:37.010	1:22.199	+0.640	26.260	29.144	26.795	9	14:14:14.045	1:22.119	+0.175	26.476	29.510	26.133
5	14:08:59.695	1:22.685	+1.126	26.330	29.229	27.126	10	14:15:36.362	1:22.317	+0.373	26.695	29.293	26.329
6	14:12:28.870	3:29.175	+2:07.616	26.548	28.998	26.325	(87) Tom MEIJER						
7	14:13:50.588	1:21.718	+0.159	26.369	29.101	26.248	1	14:03:17.775	1:23.610	+1.653	26.453	30.490	26.667
8	14:15:12.147	1:21.559		26.287	29.067	26.205	2	14:04:40.661	1:22.886	+0.929	27.386	29.374	26.126
(99) Philip HAMPRECHT													
1	14:03:06.570	1:31.449	+9.738	26.768	36.853	27.828	3	14:06:03.540	1:22.879	+0.922	26.607	29.744	26.528
2	14:04:29.042	1:22.472	+0.761	26.590	29.512	26.370	4	14:07:26.476	1:22.936	+0.979	26.604	29.234	27.098
(80) Marvin PIONKE													
1	14:03:44.500	1:24.110	+1.871	27.370	29.951	26.789							

Timekeeping Ingrid and Meik Wagner:

Clerk of the course Nigel Edwards:

www.mylaps.com

Steward (Chairman) Ian Watson:

Chief Scrutineer Paul Klaassen:

Licensed to: Motorsport Events



Rotax Int. Open Zuera 2012

Rotax Juniors

Zuera 1,699 Km

Non Qualifying Practice 2

2012-10-26 14:00

Practice (15:00 Time) started at 14:00:00

Lap	Time of Day	Lap Tm	Diff	S1 Tm	S2 Tm	S3 Tm
2	14:05:08.775	1:24.275	+2.036	27.435	29.936	26.904
3	14:06:33.214	1:24.439	+2.200	27.388	30.200	26.851
4	14:11:03.252	4:30.038	+3:07.799	27.149	32.962	38.522
5	14:12:25.732	1:22.480	+0.241	26.714	29.025	26.741
6	14:13:47.971	1:22.239		26.666	29.181	26.392
7	14:15:11.075	1:23.104	+0.865	26.480	29.775	26.849

(74) Jai NIJJAR

1	14:03:27.314	1:34.646	+12.402	27.331	31.403	35.912
2	14:04:52.564	1:25.250	+3.006	27.743	30.035	27.472
3	14:06:18.274	1:25.710	+3.466	27.914	30.729	27.067
4	14:10:33.347	4:15.073	+2:52.829	27.374	29.338	26.486
5	14:11:55.591	1:22.244		26.735	29.149	26.360
6	14:13:17.931	1:22.340	+0.096	26.668	29.081	26.591
7	14:14:41.403	1:23.472	+1.228	26.816	27.239	26.591
8	14:16:04.008	1:22.605	+0.361	26.641	29.314	26.650

(17) Ralf ARON

1	14:03:07.503	1:23.564	+1.232	26.782	29.550	27.232
2	14:04:30.690	1:23.187	+0.855	26.923	29.733	26.531
3	14:05:53.506	1:22.816	+0.484	26.789	29.593	26.434
4	14:07:16.380	1:22.874	+0.542	26.716	29.562	26.596
5	14:08:39.472	1:23.092	+0.760	26.520	29.814	26.758
6	14:10:02.775	1:23.303	+0.971	26.888	29.618	26.797
7	14:11:26.335	1:23.560	+1.228	27.027	29.632	26.901
8	14:12:48.667	1:22.332		26.665	29.131	26.536
9	14:14:11.618	1:22.951	+0.619	26.487	29.465	26.999

(82) Josh PRICE

1	14:03:23.107	1:26.724	+4.361	27.198	31.891	27.635
2	14:04:45.856	1:22.749	+0.386	27.137	29.015	26.597
3	14:06:09.420	1:23.564	+1.201	26.928	29.994	26.642
4	14:07:32.779	1:23.359	+0.996	26.923	29.562	26.874
5	14:08:57.662	1:24.883	+2.520	27.040	29.453	28.390
6	14:10:25.350	1:27.688	+5.325	31.779	29.184	26.725
7	14:11:47.713	1:22.363		27.038	29.058	26.267
8	14:15:38.387	3:50.674	+2:28.311	26.791	28.967	26.105

(41) Florian JANITS

1	14:02:57.818	1:25.591	+3.096	27.462	30.408	27.721
2	14:04:21.954	1:24.136	+1.641	27.251	29.928	26.957
3	14:05:44.609	1:22.655	+0.160	26.724	29.286	26.645
4	14:07:07.415	1:22.806	+0.311	26.735	29.211	26.860
5	14:08:29.910	1:22.495		26.727	29.096	26.672
6	14:13:58.289	5:28.379	+4:05.884	26.726	29.348	26.879
7	14:15:21.138	1:22.849	+0.354	26.437	29.551	26.861

(49) Max AITKEN

1	14:03:07.235	1:26.329	+3.744	27.720	31.170	27.439
2	14:04:30.355	1:23.120	+0.535	26.989	29.660	26.471
3	14:05:52.940	1:22.585		26.819	29.476	26.290
4	14:07:15.982	1:23.042	+0.457	26.763	29.387	26.892
5	14:10:51.150	3:35.168	+2:12.583	26.655	31.086	27.171
6	14:12:14.678	1:23.528	+0.943	27.106	29.741	26.681
7	14:13:38.028	1:23.350	+0.765	27.108	29.451	26.791
8	14:15:01.213	1:23.185	+0.600	26.947	29.733	26.505

(115) Diego BORRELLI.F

1	14:03:58.925	1:23.217	+0.579	26.860	29.522	26.835
2	14:05:22.577	1:23.652	+1.014	26.966	29.862	26.824
3	14:06:46.446	1:23.869	+1.231	27.105	29.806	26.958
4	14:08:10.169	1:23.723	+1.085	26.899	29.819	27.005
5	14:09:33.754	1:23.585	+0.947	27.144	29.766	26.675
6	14:13:59.188	4:25.434	+3:02.796	26.680	30.361	27.088
7	14:15:21.826	1:22.638		26.494	29.555	26.589

(112) Felix KOTYK

1	14:02:57.913	1:24.860	+2.160	27.488	29.850	27.522
2	14:04:23.688	1:25.775	+3.075	28.373	29.662	27.740
3	14:05:47.186	1:23.498	+0.798	27.436	29.404	26.658
4	14:07:12.438	1:25.252	+2.552	29.008	29.567	26.677
5	14:08:35.138	1:22.700		26.669	29.289	26.742
6	14:14:35.960	6:00.822	+4:38.122	26.609	29.146	26.667
7	14:15:58.773	1:22.813	+0.113	26.530	29.209	27.074

(69) Ryan ANDERTON

1	14:03:20.643	1:23.176	+0.056	26.957	29.711	26.508
2	14:04:44.308	1:23.665	+0.545	26.699	29.780	27.186
3	14:06:07.689	1:23.381	+0.261	27.273	29.549	26.559
4	14:07:31.635	1:23.946	+0.826	27.690	29.364	26.892
5	14:08:54.876	1:23.241	+0.121	26.969	29.596	26.676
6	14:12:58.067	4:03.191	+2:40.071	26.760	29.623	26.519
7	14:14:21.711	1:23.644	+0.524	26.972	29.716	26.956
8	14:15:44.831	1:23.120		26.706	29.497	26.917

(33) Antoni PTAK

1	14:04:07.183	1:38.668	+15.528	38.617	30.438	29.613
2	14:05:31.287	1:24.104	+0.964	27.114	29.536	27.454
3	14:07:03.805	1:32.518	+9.378	27.677	35.069	29.772
4	14:08:28.859	1:25.054	+1.914	28.656	29.696	26.702
5	14:09:51.999	1:23.140		27.124	29.136	26.880
6	14:11:15.846	1:23.847	+0.707	26.894	29.174	27.779
7	14:12:42.766	1:26.920	+3.780	27.141	29.345	30.434
8	14:14:09.897	1:27.131	+3.991	30.791	29.371	26.969
9	14:15:38.003	1:28.106	+4.966	27.114	34.205	26.787

(64) Momo OKUDA

1	14:03:07.994	1:24.373	+1.199	27.531	29.650	27.192
2	14:04:31.662	1:23.668	+0.494	26.774	29.912	26.982
3	14:05:55.959	1:24.297	+1.123	27.666	29.791	26.840
4	14:07:19.471	1:23.512	+0.338	26.731	29.708	27.073
5	14:08:43.559	1:24.088	+0.914	26.925	29.665	27.498
6	14:10:06.733	1:23.174		26.677	29.531	26.966
7	14:14:02.055	3:55.322	+2:32.148	27.480	29.494	27.391
8	14:15:25.302	1:23.247	+0.073	26.494	29.246	27.507

(85) Ermo PIHJOE

1	14:03:11.474	1:25.230	+1.927	27.351	30.220	27.659
2	14:04:35.529	1:24.055	+0.752	27.005	29.811	27.239
3	14:06:00.381	1:24.852	+1.549	26.985	30.784	27.083
4	14:07:25.113	1:24.732	+1.429	27.329	29.844	27.559
5	14:08:49.272	1:24.159	+0.856	26.686	29.921	27.552
6	14:10:13.737	1:24.465	+1.162	27.888	29.326	27.251
7	14:11:38.386	1:24.649	+1.346	27.620	29.568	27.461
8	14:13:03.125	1:24.739	+1.436	27.265	29.867	27.607
9	14:14:26.428	1:23.303		26.944	29.215	27.144
10	14:15:51.199	1:24.771	+1.468	26.691	29.805	28.275

(43) Thor VIELAND CHRISTENSEN

1	14:03:06.652	1:24.597	+1.272	27.408	30.116	27.073
2	14:04:32.334	1:25.682	+2.357	29.101	29.843	26.738
3	14:05:56.088	1:23.754	+0.429	27.210	29.920	26.624
4	14:07:20.099	1:24.011	+0.686	27.110	29.864	27.037
5	14:08:43.887	1:23.788	+0.463	26.982	29.524	27.282
6	14:10:08.474	1:24.587	+1.262	27.594	29.864	27.129
7	14:11:31.889	1:23.415	+0.090	26.929	29.684	26.802
8	14:12:57.994	1:26.105	+2.780	26.918	29.997	29.190
9	14:14:22.304	1:24.310	+0.985	27.706	29.887	26.717
10	14:15:45.629	1:23.325		26.997	29.598	26.730

(109) Omar ISMAIL

1	14:04:01.568	1:25.598	+2.089	27.468	30.411	27.719
---	--------------	----------	--------	--------	--------	--------

Timekeeping Ingrid and Meik Wagner:

Clerk of the course Nigel Edwards:

www.mylaps.com

Steward (Chairman) Ian Watson:

Chief Scrutineer Paul Klaassen:

Licensed to: Motorsport Events



Rotax Int. Open Zuera 2012

Rotax Juniors

Zuera 1,699 Km

Non Qualifying Practice 2

2012-10-26 14:00

Practice (15:00 Time) started at 14:00:00

Lap	Time of Day	Lap Tm	Diff	S1 Tm	S2 Tm	S3 Tm	Lap	Time of Day	Lap Tm	Diff	S1 Tm	S2 Tm	S3 Tm
2	14:05:27.130	1:25.562	+2.053	27.324	30.892	27.346	6	14:10:17.251	1:24.903	+0.721	27.760	30.275	26.868
3	14:06:52.550	1:25.420	+1.911	27.355	30.491	27.574	7	14:11:41.433	1:24.182		27.024	29.923	27.235
4	14:08:17.205	1:24.655	+1.146	27.172	30.359	27.124	8	14:13:07.175	1:25.742	+1.560	27.163	29.807	28.772
5	14:12:31.753	4:14.548	+2:51.039	27.240	29.962	27.017	9	14:14:31.393	1:24.218	+0.036	26.971	29.813	27.434
6	14:13:55.753	1:24.000	+0.491	26.733	30.240	27.027	10	14:16:16.983	1:45.590	+21.408	48.273	30.213	27.104
7	14:15:19.262	1:23.509		26.710	29.830	26.969							

(15) Lars LAMBORELLE

1	14:03:12.471	1:24.175	+0.636	27.082	29.992	27.101
2	14:04:38.401	1:25.930	+2.391	27.908	30.240	27.782
3	14:06:01.940	1:23.539		26.890	29.773	26.876
4	14:07:26.438	1:24.498	+0.959	27.135	29.801	27.562
5	14:08:51.427	1:24.989	+1.450	27.700	29.820	27.469
6	14:10:16.146	1:24.719	+1.180	26.956	29.813	27.950
7	14:11:40.624	1:24.478	+0.939	27.378	30.001	27.099
8	14:13:06.859	1:26.235	+2.696	27.260	30.077	28.898
9	14:14:30.555	1:23.696	+0.157	26.876	29.734	27.086

(117) Deniz BECKERS

1	14:02:57.364	1:25.196			27.409	30.261	27.526
2	14:04:23.368	1:26.004	+0.808		27.641	30.746	27.617

(9) Janneau ESMEIJER

1	14:03:20.006	1:23.820	+0.249	27.009	30.181	26.630
2	14:04:44.917	1:24.911	+1.340	27.072	30.414	27.425
3	14:06:08.858	1:23.941	+0.370	27.151	29.950	26.840
4	14:07:33.193	1:24.335	+0.764	27.236	30.354	26.745
5	14:08:56.764	1:23.571		27.286	29.718	26.567
6	14:10:21.443	1:24.679	+1.108	27.327	30.571	26.781
7	14:14:27.115	4:05.672	+2:42.101	26.865	29.275	26.889
8	14:15:51.098	1:23.983	+0.412	26.531	30.534	26.918

(114) Frank MERILAHT

1	14:02:57.821	1:25.435	+1.727	27.818	30.509	27.108
2	14:04:23.480	1:25.659	+1.951	28.354	30.147	27.158
3	14:05:58.778	1:35.298	+11.590	38.054	30.044	27.200
4	14:07:23.771	1:24.993	+1.285	27.857	30.524	26.612
5	14:08:56.255	1:32.484	+8.776	27.447	37.578	27.459
6	14:12:59.950	4:03.695	+2:39.987	27.413	31.171	26.964
7	14:14:23.982	1:24.032	+0.324	27.131	29.921	26.980
8	14:15:47.690	1:23.708		26.907	30.214	26.587

(111) Hannes TAMMPERE

1	14:03:16.885	1:27.051	+3.190	28.663	30.583	27.805
2	14:04:43.952	1:27.067	+3.206	27.331	31.806	27.930
3	14:06:11.207	1:27.255	+3.394	28.269	31.251	27.735
4	14:07:37.569	1:26.362	+2.501	28.760	29.795	27.807
5	14:09:03.218	1:25.649	+1.788	27.354	30.770	27.525
6	14:10:28.221	1:25.003	+1.142	27.119	29.962	27.922
7	14:11:52.082	1:23.861		27.156	29.594	27.111
8	14:13:17.161	1:25.079	+1.218	27.541	30.099	27.439
9	14:14:42.229	1:25.068	+1.207	27.172	29.668	28.228
10	14:16:11.438	1:29.209	+5.348	27.596	33.892	27.721

(110) Marcin LASKI

1	14:03:17.862	1:24.961	+0.791	27.458	30.098	27.405
2	14:04:43.018	1:25.156	+0.986	27.587	30.640	26.929
3	14:06:07.557	1:24.539	+0.369	27.428	29.912	27.199
4	14:07:34.287	1:26.730	+2.560	29.871	30.021	26.838
5	14:11:20.737	3:46.450	+2:22.280	28.025	29.829	27.091
6	14:12:44.975	1:24.238	+0.068	27.205	30.411	26.622
7	14:14:24.901	1:39.926	+15.756	41.616	31.522	26.788
8	14:15:49.071	1:24.170		27.278	30.206	26.686

(29) Teodor MORIN

1	14:03:12.094	1:25.191	+1.009	27.300	30.441	27.450
2	14:04:38.801	1:26.707	+2.525	28.833	30.558	27.316
3	14:06:03.323	1:24.522	+0.340	27.411	30.094	27.017
4	14:07:27.987	1:24.664	+0.482	27.557	29.679	27.428
5	14:08:52.348	1:24.361	+0.179	27.441	29.940	26.980



Rotax Int. Open Zuera 2012

Rotax Juniors

Zuera 1,699 Km

Non Qualifying Practice 3

2012-10-26 15:00

Practice (15:00 Time) started at 15:00:00

Pos	No.	Name	Nat.	Chassis	Race Team	Laps	Best Tm	Diff	Gap In Lap	km/h
1	108	Brett WARD	GBR	Kosmic	Aim Motorsport	7	1:21.181		4	75,343
2	9	Janneau ESMEIJER	NED	Birel	Team TKP	7	1:21.371	0.190	0.190	6 75,167
3	74	Jai NIJJAR	GBR	Tonykart	Chris Rogers Motorsport	7	1:21.574	0.393	0.203	1 74,980
4	53	Guan Yu ZHOU	GBR	Tonykart	Strawberry Racing	10	1:21.606	0.425	0.032	9 74,950
5	18	Thomas PREINING	AUT	Formula K	Protrain Racing	8	1:21.737	0.556	0.131	8 74,830
6	54	Jay GOODWIN	GBR	Alonso	Dan Holland Racing	8	1:21.821	0.640	0.084	8 74,753
7	106	Jack WEPRIN	USA	Alonso	Dan Holland Racing	8	1:21.862	0.681	0.041	1 74,716
8	41	Florian JANITS	AUT	DR	VPDR	9	1:21.892	0.711	0.030	7 74,689
9	26	Jessica BÄCKMAN	SWE	Tonykart	Strawberry Racing	10	1:21.963	0.782	0.071	9 74,624
10	49	Max AITKEN	GBR	Formula K	Protrain Racing	10	1:21.987	0.806	0.024	4 74,602
11	80	Marvin PIONKE	GER	Kosmic	RS Competition	9	1:22.008	0.827	0.021	7 74,583
12	76	David WOODER	GBR	Alonso	Dan Holland Racing	9	1:22.040	0.859	0.032	5 74,554
13	16	Ryo HIROOKA	JPN	Formula K	Formula K Europe	8	1:22.244	1.063	0.204	1 74,369
14	99	Philip HAMPRECHT	GER	LH Kart	Matis Motorsport	8	1:22.246	1.065	0.002	4 74,367
15	115	Diego BORRELLI.F	VEN	Energy	SGR	10	1:22.294	1.113	0.048	7 74,324
16	61	Josh WHITE	GBR	Tonykart	Coles Racing	9	1:22.339	1.158	0.045	8 74,283
17	87	Tom MEIJER	NED	Tonykart	Strawberry Racing	8	1:22.441	1.260	0.102	8 74,191
18	40	Jan JONCK	DEN	Tonykart	RS Competition	7	1:22.452	1.271	0.011	7 74,181
19	69	Ryan ANDERTON	GBR	Tonykart	Coles Racing	10	1:22.527	1.346	0.075	10 74,114
20	110	Marcin LASKI	POL	CRG/Zanardi	Lapo Racing Team	8	1:22.532	1.351	0.005	7 74,109
21	43	Thor VIELAND CHRISTENSEN	DEN	Tonykart	RS Competition	8	1:22.560	1.379	0.028	8 74,084
22	33	Antoni PTAK	USA	Birel	Kalman Motorsport	10	1:22.563	1.382	0.003	8 74,082
23	82	Josh PRICE	GBR	Tonykart	CRM	8	1:22.592	1.411	0.029	4 74,056
24	117	Deniz BECKERS	NED	Intrepid	Team TKP	8	1:22.644	1.463	0.052	8 74,009
25	15	Lars LAMBORELLE	NED	Intrepid	Team TKP	10	1:22.696	1.515	0.052	10 73,962
26	112	Felix KOTYK	AUT	DR	VPDR	7	1:23.204	2.023	0.508	7 73,511
27	109	Omar ISMAIL	GBR	Formula K	Protrain Racing	10	1:23.392	2.211	0.188	10 73,345
28	29	Teodor MORIN	SWE	Gillard	PDB	8	1:23.704	2.523	0.312	7 73,072
29	64	Momo OKUDA	JPN	Formula K	Formula K Europe	6	1:23.733	2.552	0.029	2 73,046



Rotax Int. Open Zuera 2012

Rotax Juniors

Zuera 1,699 Km

Non Qualifying Practice 3

2012-10-26 15:00

Practice (15:00 Time) started at 15:00:00

Lap	Time of Day	Lap Tm	Diff	S1 Tm	S2 Tm	S3 Tm	Lap	Time of Day	Lap Tm	Diff	S1 Tm	S2 Tm	S3 Tm
(108) Brett WARD													
1	15:03:59.792	1:21.557	+0.376	26.286	29.073	26.198	6	15:10:32.157	1:21.879	+0.017	26.528	29.202	26.149
2	15:05:21.121	1:21.329	+0.148	26.178	28.969	26.182	7	15:11:54.266	1:22.109	+0.247	26.535	29.272	26.302
3	15:06:42.409	1:21.288	+0.107	26.097	29.107	26.084	8	15:13:16.261	1:21.995	+0.133	26.576	29.223	26.196
4	15:08:03.590	1:21.181		26.222	29.030	25.929	(41) Florian JANITS						
5	15:09:25.206	1:21.616	+0.435	26.159	29.179	26.278	1	15:03:05.996	1:25.823	+3.931	26.858	31.543	27.422
6	15:10:46.519	1:21.313	+0.132	26.187	29.054	26.072	2	15:04:30.100	1:24.104	+2.212	27.526	29.833	26.745
7	15:12:07.841	1:21.322	+0.141	26.183	28.995	26.144	3	15:05:53.073	1:22.973	+1.081	26.768	29.526	26.679
(9) Janneau ESMEIJER													
1	15:05:10.757	1:22.742	+1.371	27.005	29.364	26.373	4	15:07:15.448	1:22.375	+0.483	26.386	29.361	26.628
2	15:06:32.954	1:22.197	+0.826	26.542	29.311	26.344	5	15:08:38.774	1:23.326	+1.434	26.802	29.784	26.740
3	15:07:55.005	1:22.051	+0.680	26.482	29.328	26.241	6	15:10:00.980	1:22.206	+0.314	26.571	29.154	26.481
4	15:11:33.234	3:38.229	+2:16.858	26.605	29.102	26.595	7	15:11:22.872	1:21.892		26.242	29.161	26.489
5	15:12:54.916	1:21.682	+0.311	26.281	29.198	26.203	8	15:12:45.029	1:22.157	+0.265	26.656	29.163	26.338
6	15:14:16.287	1:21.371		26.452	28.911	26.008	9	15:14:07.300	1:22.271	+0.379	26.446	29.391	26.434
7	15:15:38.258	1:21.971	+0.600	26.369	29.576	26.026	(26) Jessica BÄCKMAN						
(74) Jai NIJJAR													
1	15:05:22.828	1:21.574		26.459	28.964	26.151	1	15:03:06.182	1:24.301	+2.338	26.811	30.206	27.284
2	15:06:44.658	1:21.830	+0.256	26.459	29.238	26.133	2	15:04:29.800	1:23.618	+1.655	27.235	29.590	26.793
3	15:08:06.989	1:22.331	+0.757	26.605	29.114	26.612	3	15:05:53.239	1:23.439	+1.476	26.591	29.782	27.066
4	15:09:29.068	1:22.079	+0.505	26.516	29.162	26.401	4	15:07:18.180	1:24.941	+2.978	26.680	31.419	26.842
5	15:10:51.369	1:22.301	+0.727	26.730	29.207	26.364	5	15:08:41.060	1:22.880	+0.917	26.619	29.264	26.997
6	15:12:15.084	1:23.715	+2.141	26.848	29.909	26.958	6	15:10:03.186	1:22.126	+0.163	26.217	29.212	26.697
7	15:16:13.784	3:58.700	+2:37.126	27.959	29.473	26.569	7	15:11:25.466	1:22.280	+0.317	26.284	29.292	26.704
(53) Guan Yu ZHOU													
1	15:03:04.469	1:25.567	+3.961	27.766	31.086	26.715	8	15:12:47.624	1:22.158	+0.195	26.452	29.158	26.548
2	15:04:27.156	1:22.687	+1.081	26.533	29.569	26.585	9	15:14:09.587	1:21.963		26.196	29.047	26.720
3	15:05:50.857	1:23.701	+2.095	27.272	29.540	26.889	10	15:15:44.906	1:35.319	+13.356	36.664	30.428	28.227
4	15:07:14.534	1:23.677	+2.071	26.633	29.943	27.101	(49) Max AITKEN						
5	15:08:37.384	1:22.850	+1.244	26.741	29.510	26.599	1	15:03:14.015	1:24.360	+2.373	27.820	29.814	26.726
6	15:09:59.418	1:22.034	+0.428	26.451	29.277	26.306	2	15:04:37.268	1:23.253	+1.266	26.894	29.655	26.704
7	15:11:21.405	1:21.987	+0.381	26.471	29.242	26.274	3	15:06:01.693	1:24.425	+2.438	27.201	30.483	26.741
8	15:12:43.242	1:21.837	+0.231	26.436	29.233	26.168	4	15:07:23.680	1:21.987		26.400	29.112	26.475
9	15:14:04.848	1:21.606		26.350	29.093	26.163	5	15:08:46.779	1:23.099	+1.112	26.638	29.623	26.838
10	15:15:26.550	1:21.702	+0.096	26.311	29.101	26.290	6	15:10:09.757	1:22.978	+0.991	26.753	29.374	26.851
(18) Thomas PREINING													
1	15:03:28.410	1:22.986	+1.249	26.571	29.445	26.970	7	15:11:32.560	1:22.803	+0.816	26.939	29.146	26.718
2	15:04:51.025	1:22.615	+0.878	26.602	29.458	26.555	8	15:12:55.690	1:23.130	+1.143	26.417	29.312	27.401
3	15:06:12.877	1:21.852	+0.115	26.439	29.153	26.260	9	15:14:18.053	1:22.363	+0.376	26.745	29.374	26.244
4	15:07:35.689	1:22.812	+1.075	26.974	26.425	26.255	10	15:15:42.053	1:24.000	+2.013	27.417	30.317	26.266
5	15:10:56.156	3:20.467	+1:58.730	26.487	29.255	26.548	(80) Marvin PIONKE						
6	15:12:18.346	1:22.190	+0.453	26.404	29.265	26.521	1	15:02:55.332	1:22.665	+0.657	26.690	29.172	26.803
7	15:13:41.706	1:23.360	+1.623	26.800	29.951	26.609	2	15:04:18.376	1:23.044	+1.036	26.843	29.021	27.180
8	15:15:03.443	1:21.737		26.270	29.208	26.259	3	15:05:42.169	1:23.793	+1.785	27.781	28.976	27.036
(54) Jay GOODWIN													
1	15:03:15.068	1:23.112	+1.291	26.929	29.358	26.825	4	15:07:14.881	1:32.712	+10.704	26.692	29.076	36.944
2	15:04:37.911	1:22.843	+1.022	27.087	29.207	26.549	5	15:08:38.286	1:23.405	+1.397	27.015	29.793	26.597
3	15:06:00.316	1:22.405	+0.584	26.771	29.494	26.140	6	15:10:00.375	1:22.089	+0.081	26.789	28.927	26.373
4	15:07:22.447	1:22.131	+0.310	26.475	29.369	26.287	7	15:11:22.383	1:22.008		26.504	28.953	26.551
5	15:11:16.809	3:54.362	+2:32.541	26.280	29.267	26.228	8	15:14:47.806	3:25.423	+2:03.415	28.209	29.112	26.550
6	15:12:38.873	1:22.064	+0.243	26.371	29.508	26.185	9	15:16:11.525	1:23.719	+1.711	26.884	29.659	27.176
7	15:14:00.863	1:21.990	+0.169	26.574	29.341	26.075	(76) David WOODER						
8	15:15:22.684	1:21.821		26.194	29.333	26.294	1	15:03:04.600	1:24.764	+2.724	26.952	31.094	26.718
(106) Jack WEPRIN													
1	15:03:32.707	1:21.862		26.514	29.082	26.266	2	15:04:27.100	1:22.500	+0.460	26.816	29.590	26.094
2	15:04:54.707	1:22.000	+0.138	26.445	29.387	26.168	3	15:05:59.783	1:32.683	+10.643	36.941	29.516	26.226
3	15:06:17.839	1:23.132	+1.270	26.738	29.247	27.147	4	15:07:22.006	1:22.223	+0.183	26.451	29.444	26.328
4	15:07:48.319	1:30.480	+8.618	26.786	29.234	34.460	5	15:08:44.046	1:22.040		26.464	29.239	26.337
5	15:09:10.278	1:21.959	+0.097	26.322	29.390	26.247	6	15:10:06.704	1:22.658	+0.618	26.507	29.987	26.164
(16) Ryo HIROOKA													
1	15:03:59.908	1:22.244		26.412	29.124	26.708	7	15:11:29.347	1:22.643	+0.603	26.652	29.524	26.467
2	15:04:24.860	1:24.952	+2.708	28.519	29.341	27.092	8	15:12:51.642	1:22.295	+0.255	26.549	29.476	26.270
3	15:05:47.699	1:22.839	+0.595	26.646	29.389	26.804	9	15:14:14.699	1:23.057	+1.017	26.511	30.153	26.393
4	15:07:10.642	1:22.943	+0.699	26.667	29.360	26.916							



Rotax Int. Open Zuera 2012

Rotax Juniors

Zuera 1,699 Km

Non Qualifying Practice 3

2012-10-26 15:00

Practice (15:00 Time) started at 15:00:00

Lap	Time of Day	Lap Tm	Diff	S1 Tm	S2 Tm	S3 Tm	Lap	Time of Day	Lap Tm	Diff	S1 Tm	S2 Tm	S3 Tm
5	15:08:33.458	1:22.816	+0.572	26.649	29.418	26.749	9	15:14:38.078	1:23.008	+0.481	27.088	29.456	26.464
6	15:13:19.597	4:46.139	+3:23.895	26.744	29.502	26.634	10	15:16:00.605	1:22.527		26.551	29.446	26.530
7	15:14:42.364	1:22.767	+0.523	26.522	29.661	26.584	(110) Marcin LASKI						
8	15:16:05.095	1:22.731	+0.487	26.483	29.559	26.689	1	15:03:05.637	1:26.450	+3.918	27.398	31.808	27.244
(99) Philip HAMPRECHT							2	15:04:29.070	1:23.433	+0.901	27.052	29.668	26.713
1	15:02:30.540	1:01.190	-21.056	26.521		26.586	3	15:06:05.927	1:36.857	+14.325	27.141	30.388	39.328
2	15:03:52.999	1:22.459	+0.213	26.758	29.115	26.586	4	15:07:30.933	1:25.006	+2.474	27.859	29.614	27.533
3	15:05:15.533	1:22.534	+0.288	26.492	29.320	26.722	5	15:08:54.808	1:23.875	+1.343	27.040	29.867	26.968
4	15:06:37.779	1:22.246		26.408	29.300	26.538	6	15:13:18.041	4:23.233	+3:00.701	27.181	29.427	26.696
5	15:11:56.424	5:18.645	+3:56.399	32.157	29.197	26.276	7	15:14:40.573	1:22.532		26.592	29.258	26.682
6	15:13:18.798	1:22.374	+0.128	26.548	29.274	26.552	8	15:16:10.694	1:30.121	+7.589	26.873	36.415	26.833
7	15:14:41.695	1:22.897	+0.651	26.747	29.569	26.581	(43) Thor VIELAND CHRISTENSEN						
8	15:16:04.099	1:22.404	+0.158	26.442	29.617	26.345	1	15:02:53.425	1:22.996	+0.436	26.780	29.367	26.849
(115) Diego BORRELLI.F							2	15:04:20.877	1:27.452	+4.892	31.081	29.265	27.106
1	15:03:07.977	1:24.429	+2.135	27.691	29.846	26.892	3	15:05:43.895	1:23.018	+0.458	27.046	29.312	26.660
2	15:04:31.800	1:23.823	+1.529	26.953	29.839	27.031	4	15:07:06.925	1:23.030	+0.470	26.863	29.438	26.729
3	15:05:57.766	1:25.966	+3.672	27.373	31.675	26.918	5	15:10:59.307	3:52.382	+2:29.822	26.969	29.534	26.587
4	15:07:21.168	1:23.402	+1.108	26.906	29.616	26.880	6	15:12:21.972	1:22.665	+0.105	26.806	29.272	26.587
5	15:09:10.301	1:49.133	+26.839	26.596			7	15:13:44.534	1:22.562	+0.002	26.719	29.220	26.623
6	15:10:33.158	1:22.857	+0.563	27.056	29.424	26.377	8	15:15:07.094	1:22.560		26.631	29.339	26.590
7	15:11:55.452	1:22.294		26.576	29.417	26.301	(33) Antoni PTAK						
8	15:13:18.306	1:22.854	+0.560	26.821	29.559	26.474	1	15:03:18.438	1:29.506	+6.943	30.965	31.903	26.638
9	15:14:41.107	1:22.801	+0.507	26.771	29.426	26.604	2	15:04:42.884	1:24.446	+1.883	27.849	29.278	27.319
10	15:16:03.578	1:22.471	+0.177	26.841	29.462	26.168	3	15:06:05.917	1:23.033	+0.470	26.660	29.159	27.214
(61) Josh WHITE							4	15:07:30.114	1:24.197	+1.634	26.737	30.385	27.075
1	15:03:14.624	1:25.743	+3.404	27.827	30.484	27.432	5	15:08:53.131	1:23.017	+0.454	26.525	29.653	26.839
2	15:04:39.485	1:24.861	+2.522	28.201	30.016	26.644	6	15:10:15.740	1:22.609	+0.046	26.606	29.469	26.534
3	15:06:02.734	1:23.249	+0.910	26.874	29.651	26.724	7	15:11:38.763	1:23.023	+0.460	26.709	29.456	26.858
4	15:07:25.214	1:22.480	+0.141	26.561	29.501	26.418	8	15:13:01.326	1:22.563		26.534	29.246	26.783
5	15:10:40.094	3:14.880	+1:52.541	26.671	29.770	26.500	9	15:14:25.258	1:23.932	+1.369	26.768	29.413	27.751
6	15:12:02.540	1:22.446	+0.107	26.700	29.539	26.207	10	15:15:47.827	1:22.569	+0.006	26.486	28.958	27.125
7	15:13:24.990	1:22.450	+0.111	26.496	29.599	26.355	(82) Josh PRICE						
8	15:14:47.329	1:22.339		26.536	29.403	26.400	1	15:03:20.089	1:22.875	+0.283	27.053	29.402	26.420
9	15:16:11.428	1:24.099	+1.760	26.664	30.096	27.339	2	15:04:43.182	1:23.093	+0.501	27.263	29.552	26.278
(87) Tom MEIJER							3	15:06:06.321	1:23.139	+0.547	26.809	29.374	26.956
1	15:03:18.149	1:24.365	+1.924	27.409	30.154	26.802	4	15:07:28.913	1:22.592		26.689	29.359	26.544
2	15:04:49.146	1:30.997	+8.556	33.894	30.555	26.548	5	15:08:51.516	1:22.603	+0.011	26.672	29.173	26.758
3	15:06:12.114	1:22.968	+0.527	27.157	29.404	26.407	6	15:10:28.664	1:37.148	+14.556	40.898	29.348	26.902
4	15:07:36.399	1:24.285	+1.844	27.714	29.994	26.577	7	15:14:20.779	3:52.115	+2:29.523	26.936	29.477	26.876
5	15:08:59.922	1:23.523	+1.082	27.185	30.020	26.318	8	15:15:44.370	1:23.591	+0.999	26.876	29.346	27.369
6	15:10:23.452	1:23.530	+1.089	26.890	30.088	26.552	(117) Deniz BECKERS						
7	15:13:46.833	3:23.381	+2:00.940	26.617	29.884	26.830	1	15:03:03.500	1:25.253	+2.609	28.173	29.963	27.117
8	15:15:09.274	1:22.441		26.604	29.512	26.325	2	15:04:26.629	1:23.129	+0.485	26.671	29.586	26.872
(40) Jan JONCK							3	15:05:50.463	1:23.834	+1.190	26.460	30.114	27.260
1	15:03:36.967	1:23.453	+1.001	26.761	30.036	26.656	4	15:07:14.818	1:24.355	+1.711	26.740	30.376	27.239
2	15:05:00.137	1:23.170	+0.718	26.805	29.882	26.483	5	15:10:59.784	3:44.966	+2:22.322	26.664	30.410	26.800
3	15:06:23.221	1:23.084	+0.632	26.907	29.734	26.443	6	15:12:22.786	1:23.002	+0.358	26.855	29.577	26.570
4	15:10:54.826	4:31.605	+3:09.153	26.556	29.686	26.406	7	15:13:46.454	1:23.668	+1.024	26.493	29.618	27.557
5	15:12:17.324	1:22.498	+0.046	26.723	29.462	26.313	8	15:15:09.098	1:22.644		26.360	29.261	27.023
6	15:13:42.216	1:24.892	+2.440	27.698	30.836	26.358	(15) Lars LAMBORELLE						
7	15:15:04.668	1:22.452		26.784	29.510	26.158	1	15:03:05.981	1:27.875	+5.179	28.675	31.410	27.790
(69) Ryan ANDERTON							2	15:04:31.428	1:25.447	+2.751	28.293	30.133	27.021
1	15:03:30.196	1:25.612	+3.085	28.644	29.965	27.003	3	15:05:56.419	1:24.991	+2.295	27.389	30.122	27.480
2	15:04:53.838	1:23.642	+1.115	26.939	29.966	26.737	4	15:07:21.105	1:24.686	+1.990	27.340	29.827	27.519
3	15:06:16.983	1:23.145	+0.618	27.025	29.481	26.639	5	15:08:46.009	1:24.904	+2.208	28.149	29.715	27.040
4	15:07:40.957	1:23.974	+1.447	27.074	29.580	27.320	6	15:10:09.366	1:23.357	+0.661	26.646	29.721	26.990
5	15:09:04.002	1:23.045	+0.518	26.619	29.302	27.124	7	15:11:32.084	1:22.718	+0.022	26.587	29.381	26.750
6	15:10:26.959	1:22.957	+0.430	26.741	29.440	26.776	8	15:12:56.615	1:24.531	+1.835	28.256	29.497	26.778
7	15:11:52.255	1:25.296	+2.769	27.345	31.317	26.634	9	15:14:20.173	1:23.558	+0.862	26.948	29.691	26.919
8	15:13:15.070	1:22.815	+0.288	26.621	29.604	26.590	10	15:15:42.869	1:22.696		26.778	29.479	26.439

Timekeeping Ingrid and Meik Wagner: Clerk of the course Nigel Edwards:

Steward (Chairman) Ian Watson: www.mylaps.com
Chief Scrutineer Paul Klaassen: Licensed to: Motorsport Events



Rotax Int. Open Zuera 2012

Rotax Juniors

Zuera 1,699 Km

Non Qualifying Practice 3

2012-10-26 15:00

Practice (15:00 Time) started at 15:00:00

Lap	Time of Day	Lap Tm	Diff	S1 Tm	S2 Tm	S3 Tm	Lap	Time of Day	Lap Tm	Diff	S1 Tm	S2 Tm	S3 Tm
(112) Felix KOTYK													
1	15:03:14.703	1:25.485	+2.281	28.363	29.997	27.125							
2	15:04:38.362	1:23.659	+0.455	27.664	29.473	26.522							
3	15:06:01.987	1:23.625	+0.421	26.508	29.767	27.350							
4	15:09:47.894	3:45.907	+2:22.703	26.490	29.263	26.940							
5	15:11:11.397	1:23.503	+0.299	26.852	29.494	27.157							
6	15:14:48.489	3:37.092	+2:13.888	26.975	29.297	26.460							
7	15:16:11.693	1:23.204		26.541	29.569	27.094							
(109) Omar ISMAIL													
1	15:03:11.816	1:28.756	+5.364	31.640	30.202	26.914							
2	15:04:44.281	1:32.465	+9.073	34.462	31.075	26.928							
3	15:06:09.337	1:25.056	+1.664	28.250	30.038	26.768							
4	15:07:33.688	1:24.351	+0.959	27.338	30.194	26.819							
5	15:08:59.435	1:25.747	+2.355	27.233	30.823	27.691							
6	15:10:24.009	1:24.574	+1.182	27.166	30.822	26.586							
7	15:11:47.893	1:23.884	+0.492	26.705	29.959	27.220							
8	15:13:11.921	1:24.028	+0.636	27.328	29.971	26.729							
9	15:14:35.704	1:23.783	+0.391	26.879	29.799	27.105							
10	15:15:59.096	1:23.392		27.113	29.690	26.589							
(29) Teodor MORIN													
1	15:04:09.326	2:24.354	+1:00.650	1:26.714	29.694	27.946							
2	15:05:33.873	1:24.547	+0.843	26.907	30.452	27.188							
3	15:06:58.030	1:24.157	+0.453	27.115	30.199	26.843							
4	15:08:21.957	1:23.927	+0.223	26.945	29.734	27.248							
5	15:09:46.022	1:24.065	+0.361	27.003	29.856	27.206							
6	15:11:09.780	1:23.758	+0.054	26.908	29.844	27.006							
7	15:12:33.484	1:23.704		27.168	29.703	26.833							
8	15:13:57.204	1:23.720	+0.016	26.922	29.574	27.224							
(64) Momo OKUDA													
1	15:03:03.033	1:24.719	+0.986	28.032	29.756	26.931							
2	15:04:26.766	1:23.733		26.859	29.421	27.453							
3	15:06:11.885	1:45.119	+21.386	48.528	29.712	26.879							
4	15:07:39.300	1:27.415	+3.682	31.125	29.539	26.751							
5	15:09:03.536	1:24.236	+0.503	26.764	29.732	27.740							
6	15:10:27.367	1:23.831	+0.098	26.870	29.416	27.545							



Rotax Int. Open Zuera 2012

Rotax Juniors

Zuera 1,699 Km

Qualifying Practice

2012-10-26 16:10

Qualifying (15:00 Time) started at 16:10:01

Pos	No.	Name	Nat.	Chassis	Race Team	Laps	Best Tm	Diff	Gap In Lap	km/h
1	9	Janneau ESMEIJER	NED	Birel	Team TKP	10	1:21.215		9	75,311
2	49	Max AITKEN	GBR	Formula K	Protrain Racing	10	1:21.413	0.198	0.198	8 75,128
3	18	Thomas PREINING	AUT	Formula K	Protrain Racing	10	1:21.624	0.409	0.211	10 74,934
4	53	Guan Yu ZHOU	GBR	Tonykart	Strawberry Racing	10	1:21.662	0.447	0.038	9 74,899
5	40	Jan JONCK	DEN	Tonykart	RS Competition	10	1:21.709	0.494	0.047	10 74,856
6	110	Marcin LASKI	POL	CRG/Zanardi	Lapo Racing Team	9	1:21.745	0.530	0.036	9 74,823
7	74	Jai NIJJAR	GBR	Tonykart	Chris Rogers Motorsport	10	1:21.828	0.613	0.083	8 74,747
8	99	Philip HAMPRECHT	GER	LH Kart	Matis Motorsport	10	1:21.905	0.690	0.077	9 74,677
9	41	Florian JANITS	AUT	DR	VPDR	10	1:21.936	0.721	0.031	9 74,649
10	61	Josh WHITE	GBR	Tonykart	Coles Racing	10	1:22.005	0.790	0.069	7 74,586
11	54	Jay GOODWIN	GBR	Alonso	Dan Holland Racing	10	1:22.008	0.793	0.003	10 74,583
12	76	David WOODER	GBR	Alonso	Dan Holland Racing	10	1:22.072	0.857	0.064	10 74,525
13	26	Jessica BÄCKMAN	SWE	Tonykart	Strawberry Racing	10	1:22.076	0.861	0.004	9 74,521
14	82	Josh PRICE	GBR	Tonykart	CRM	10	1:22.115	0.900	0.039	10 74,486
15	69	Ryan ANDERTON	GBR	Tonykart	Coles Racing	10	1:22.145	0.930	0.030	10 74,459
16	17	Ralf ARON	EST	Tonykart	Aix Racing	10	1:22.151	0.936	0.006	6 74,453
17	33	Antoni PTAK	USA	Birel	Kalman Motorsport	10	1:22.179	0.964	0.028	9 74,428
18	108	Brett WARD	GBR	Kosmic	Aim Motorsport	10	1:22.279	1.064	0.100	8 74,337
19	80	Marvin PIONKE	GER	Kosmic	RS Competition	10	1:22.412	1.197	0.133	9 74,217
20	15	Lars LAMBORELLE	NED	Intrepid	Team TKP	10	1:22.414	1.199	0.002	10 74,216
21	117	Deniz BECKERS	NED	Intrepid	Team TKP	10	1:22.442	1.227	0.028	9 74,190
22	87	Tom MEIJER	NED	Tonykart	Strawberry Racing	10	1:22.487	1.272	0.045	9 74,150
23	114	Frank MERILAHT	EST	TBA	Kartdago Team	10	1:22.768	1.553	0.281	7 73,898
24	16	Ryo HIROOKA	JPN	Formula K	Formula K Europe	10	1:22.898	1.683	0.130	6 73,782
25	106	Jack WEPRIN	USA	Alonso	Dan Holland Racing	10	1:22.931	1.716	0.033	10 73,753
26	43	Thor VIELAND CHRISTENSEN	DEN	Tonykart	RS Competition	7	1:23.158	1.943	0.227	3 73,552
27	111	Hannes TAMMPERE	EST	Tonykart	Aix Racing	10	1:23.334	2.119	0.176	8 73,396
28	109	Omar ISMAIL	GBR	Formula K	Protrain Racing	10	1:23.373	2.158	0.039	10 73,362
29	29	Teodor MORIN	SWE	Gillard	PDB	10	1:23.453	2.238	0.080	10 73,292
30	85	Ermo PIHJOE	EST	Sodikart	Aix Racing Team	10	1:23.478	2.263	0.025	7 73,270
31	64	Momo OKUDA	JPN	Formula K	Formula K Europe	9	1:26.078	4.863	2.600	8 71,056

Not classified

DNS	112	Felix KOTYK	AUT	DR	VPDR				0	-
DNS	115	Diego BORRELLI.F	VEN	Energy	SGR				0	-

Announcements

These results are provisional until the conclusion of any judicial and technical matters

Timekeeping Ingrid and Meik Wagner:

Clerk of the course Nigel Edwards:

www.mylaps.com

Steward (Chairman) Ian Watson:

Chief Scrutineer Paul Klaassen:

Licensed to: Motorsport Events

Printed: 2012-10-26 16:27:14

posted at:

h



Rotax Int. Open Zuera 2012

Rotax Juniors

Zuera 1,699 Km

Qualifying Practice

2012-10-26 16:10

Qualifying (15:00 Time) started at 16:10:00

Lap	Time of Day	Lap Tm	Diff	S1 Tm	S2 Tm	S3 Tm	Lap	Time of Day	Lap Tm	Diff	S1 Tm	S2 Tm	S3 Tm
(9) Janneau ESMEIJER													
1	16:13:20.447	1:24.755	+3.540	27.216	29.924	27.615	5	16:18:47.193	1:22.688	+0.943	26.688	29.687	26.313
2	16:14:44.567	1:24.120	+2.905	26.966	30.463	26.691	6	16:20:09.571	1:22.378	+0.633	26.465	29.594	26.319
3	16:16:07.372	1:22.805	+1.590	26.456	29.616	26.733	7	16:21:31.754	1:22.183	+0.438	26.480	29.511	26.192
4	16:17:32.586	1:25.214	+3.999	26.275	30.246	28.693	8	16:22:54.492	1:22.738	+0.993	26.685	29.678	26.375
5	16:18:54.956	1:22.370	+1.155	26.402	29.706	26.262	9	16:24:16.237	1:21.745		26.232	29.402	26.111
6	16:20:17.362	1:22.406	+1.191	26.346	29.835	26.225	(74) Jai NIJJAR						
7	16:21:39.196	1:21.834	+0.619	26.181	29.449	26.204	1	16:13:25.193	1:23.843	+2.015	27.473	29.638	26.732
8	16:23:01.106	1:21.910	+0.695	26.447	29.308	26.155	2	16:14:48.185	1:22.992	+1.164	26.797	29.490	26.705
9	16:24:22.321	1:21.215		26.115	29.094	26.006	3	16:16:10.928	1:22.743	+0.915	26.757	29.469	26.517
10	16:25:44.050	1:21.729	+0.514	26.073	29.452	26.204	4	16:17:35.575	1:24.647	+2.819	26.651	30.410	27.586
(49) Max AITKEN													
1	16:13:06.789	1:23.951	+2.538	27.408	30.051	26.492	5	16:19:11.747	1:36.172	+14.344	31.698	32.310	32.164
2	16:14:30.677	1:23.888	+2.475	27.379	29.816	26.693	6	16:20:33.963	1:22.216	+0.388	26.413	29.367	26.436
3	16:15:52.937	1:22.260	+0.847	26.400	29.468	26.392	7	16:22:06.946	1:23.983	+11.155	27.348	36.687	28.948
4	16:17:15.534	1:22.597	+1.184	26.802	29.517	26.278	8	16:23:28.774	1:21.828		26.326	29.183	26.319
5	16:18:38.094	1:22.560	+1.147	26.398	29.541	26.621	9	16:24:50.877	1:22.103	+0.275	26.578	29.209	26.316
6	16:20:00.684	1:22.590	+1.177	26.282	29.773	26.535	10	16:26:13.101	1:22.224	+0.396	26.492	29.345	26.387
7	16:21:23.003	1:22.319	+0.906	26.464	29.457	26.398	(99) Philip HAMPRECHT						
8	16:22:44.416	1:21.413		26.289	29.209	25.915	1	16:13:17.228	1:24.200	+2.295	26.862	30.491	26.847
9	16:24:05.902	1:21.486	+0.073	26.158	29.222	26.106	2	16:14:40.501	1:23.273	+1.368	26.908	29.899	26.466
10	16:25:27.536	1:21.634	+0.221	26.086	29.574	25.974	3	16:16:03.978	1:23.477	+1.572	26.730	30.100	26.647
(18) Thomas PREINING													
1	16:13:08.518	1:24.430	+2.806	27.529	30.114	26.787	4	16:17:27.762	1:23.784	+1.879	27.280	30.144	26.360
2	16:14:31.946	1:23.428	+1.804	26.929	29.821	26.678	5	16:18:51.140	1:23.378	+1.473	26.585	29.875	26.918
3	16:15:55.287	1:23.341	+1.717	26.586	29.717	27.038	6	16:20:13.646	1:22.506	+0.601	26.375	29.781	26.350
4	16:17:17.981	1:22.694	+1.070	26.613	29.592	26.489	7	16:21:36.316	1:22.670	+0.765	26.664	29.497	26.509
5	16:18:40.972	1:22.991	+1.367	26.414	29.385	27.192	8	16:22:58.400	1:22.084	+0.179	26.535	29.255	26.294
6	16:20:03.589	1:22.617	+0.993	26.443	29.757	26.417	9	16:24:20.305	1:21.905		26.273	29.459	26.173
7	16:21:26.958	1:23.369	+1.745	27.523	29.455	26.391	10	16:25:42.329	1:22.024	+0.119	26.600	29.283	26.141
8	16:22:49.000	1:22.042	+0.418	26.251	29.643	26.148	(41) Florian JANITS						
9	16:24:10.801	1:21.801	+0.177	26.157	29.405	26.239	1	16:13:07.402	1:24.668	+2.732	27.949	29.996	26.723
10	16:25:32.425	1:21.624		26.146	29.353	26.125	2	16:14:31.250	1:23.848	+1.912	27.028	29.950	26.870
(53) Guan Yu ZHOU													
1	16:13:04.883	1:23.818	+2.156	26.827	30.314	26.677	3	16:15:54.342	1:23.092	+1.156	26.603	29.776	26.713
2	16:14:27.630	1:22.747	+1.085	26.677	29.777	26.293	4	16:17:17.392	1:23.050	+1.114	26.756	29.760	26.534
3	16:15:50.419	1:22.789	+1.127	26.488	29.950	26.351	5	16:18:41.215	1:23.823	+1.887	26.352	29.632	27.839
4	16:17:13.559	1:23.140	+1.478	26.669	30.046	26.425	6	16:20:03.944	1:22.729	+0.793	26.528	29.734	26.467
5	16:18:36.383	1:22.824	+1.162	26.445	29.743	26.636	7	16:21:26.581	1:22.637	+0.701	26.706	29.551	26.380
6	16:19:59.451	1:23.068	+1.406	26.586	30.277	26.205	8	16:22:49.013	1:22.432	+0.496	26.278	29.668	26.486
7	16:21:21.267	1:21.816	+0.154	26.287	29.359	26.170	9	16:24:10.949	1:21.936		26.366	29.506	26.064
8	16:22:43.126	1:21.859	+0.197	26.239	29.382	26.238	10	16:25:33.216	1:22.267	+0.331	26.443	29.331	26.493
9	16:24:04.788	1:21.662		26.184	29.381	26.097	(61) Josh WHITE						
10	16:25:27.003	1:22.215	+0.553	26.022	30.047	26.146	1	16:12:54.753	1:24.322	+2.317	27.150	30.369	26.803
(40) Jan JONCK													
1	16:13:20.950	1:23.079	+1.370	26.759	29.807	26.513	2	16:14:18.073	1:23.320	+1.315	26.654	30.044	26.622
2	16:14:45.179	1:24.229	+2.520	26.828	30.834	26.567	3	16:15:41.082	1:23.009	+1.004	26.709	29.917	26.383
3	16:16:08.872	1:23.693	+1.984	26.609	29.599	27.485	4	16:17:03.597	1:22.515	+0.510	26.514	29.696	26.305
4	16:17:31.693	1:22.821	+1.112	26.601	29.731	26.489	5	16:18:26.280	1:22.683	+0.678	26.388	29.928	26.367
5	16:18:55.904	1:24.211	+2.502	28.012	29.636	26.563	6	16:19:48.697	1:22.417	+0.412	26.499	29.756	26.162
6	16:20:18.602	1:22.698	+0.989	26.361	29.843	26.494	7	16:21:10.702	1:22.005		26.505	29.456	26.044
7	16:21:41.169	1:22.567	+0.858	26.398	29.729	26.440	8	16:22:33.470	1:22.768	+0.763	26.485	30.127	26.156
8	16:23:03.785	1:22.616	+0.907	26.856	29.516	26.244	9	16:23:55.577	1:22.107	+0.102	26.517	29.483	26.107
9	16:24:26.229	1:22.444	+0.735	26.325	29.802	26.317	10	16:25:17.790	1:22.213	+0.208	26.404	29.759	26.050
10	16:25:47.938	1:21.709		26.337	29.138	26.234	(54) Jay GOODWIN						
(110) Marcin LASKI													
1	16:13:08.952	1:24.698	+2.953	27.663	30.546	26.489	1	16:13:15.065	1:23.474	+1.466	26.814	30.091	26.569
2	16:14:36.041	1:27.089	+5.344	26.935	32.157	27.997	2	16:14:38.339	1:23.274	+1.266	26.767	29.926	26.581
3	16:16:00.475	1:24.434	+2.689	27.147	30.313	26.974	3	16:16:02.028	1:23.689	+1.681	26.829	29.665	27.195
4	16:17:24.505	1:24.030	+2.285	27.292	30.264	26.474	4	16:17:35.805	1:33.777	+11.769	36.477	29.968	27.332
							5	16:18:58.862	1:23.057	+1.049	26.884	29.644	26.529
							6	16:20:21.185	1:22.323	+0.315	26.205	29.714	26.404
							7	16:21:44.720	1:23.535	+1.527	26.340	29.946	27.249
							8	16:23:07.088	1:22.368	+0.360	26.538	29.579	26.251
							9	16:24:29.358	1:22.270	+0.262	26.216	29.766	26.288
							10	16:25:51.366	1:22.008		26.158	29.524	26.326



Rotax Int. Open Zuera 2012

Rotax Juniors

Zuera 1,699 Km

Qualifying Practice

2012-10-26 16:10

Qualifying (15:00 Time) started at 16:10:00

Lap	Time of Day	Lap Tm	Diff	S1 Tm	S2 Tm	S3 Tm
(76) David WOODER						
1	16:13:02.041	1:23.806	+1.734	26.953	30.040	26.813
2	16:14:25.850	1:23.809	+1.737	27.036	30.256	26.517
3	16:15:49.382	1:23.532	+1.460	26.631	29.988	26.913
4	16:17:13.034	1:23.652	+1.580	27.130	29.972	26.550
5	16:18:36.175	1:23.141	+1.069	26.496	30.013	26.632
6	16:20:01.856	1:25.681	+3.609	26.617	32.141	26.923
7	16:21:24.351	1:22.495	+0.423	26.398	29.713	26.384
8	16:22:46.932	1:22.581	+0.509	26.433	29.871	26.277
9	16:24:09.072	1:22.140	+0.068	26.231	29.666	26.243
10	16:25:31.144	1:22.072		26.290	29.691	26.091

Lap	Time of Day	Lap Tm	Diff	S1 Tm	S2 Tm	S3 Tm
6	16:20:08.799	1:22.888	+0.709	26.484	29.651	26.753
7	16:21:31.536	1:22.737	+0.558	26.648	29.576	26.513
8	16:22:53.775	1:22.239	+0.060	26.420	29.405	26.414
9	16:24:15.954	1:22.179		26.343	29.435	26.401
10	16:25:39.880	1:23.926	+1.747	26.377	30.147	27.402
(108) Brett WARD						
1	16:13:00.188	1:23.835	+1.556	27.008	30.003	26.824
2	16:14:23.843	1:23.655	+1.376	26.996	29.994	26.665
3	16:15:47.100	1:23.257	+0.978	26.621	29.971	26.665
4	16:17:10.488	1:23.388	+1.109	26.670	30.048	26.670
5	16:18:37.165	1:26.677	+4.398	26.648	31.170	28.859
6	16:20:01.363	1:24.198	+1.919	26.710	30.048	27.440
7	16:21:23.753	1:22.390	+0.111	26.421	29.732	26.237
8	16:22:46.032	1:22.279		26.552	29.484	26.243
9	16:24:08.701	1:22.669	+0.390	26.388	29.543	26.738
10	16:25:31.047	1:22.346	+0.067	26.448	29.549	26.349

Lap	Time of Day	Lap Tm	Diff	S1 Tm	S2 Tm	S3 Tm
(26) Jessica BÄCKMAN						
1	16:13:09.308	1:25.846	+3.770	28.459	30.765	26.622
2	16:14:34.039	1:24.731	+2.655	26.847	30.906	26.978
3	16:15:57.431	1:23.392	+1.316	26.650	30.055	26.687
4	16:17:20.298	1:22.867	+0.791	26.448	29.751	26.668
5	16:18:42.779	1:22.481	+0.405	26.355	29.649	26.477
6	16:20:05.021	1:22.242	+0.166	26.222	29.726	26.294
7	16:21:27.606	1:22.585	+0.509	26.679	29.511	26.395
8	16:22:50.400	1:22.794	+0.718	26.235	29.933	26.626
9	16:24:12.476	1:22.076		26.194	29.515	26.367
10	16:25:34.623	1:22.147	+0.071	26.205	29.496	26.446

Lap	Time of Day	Lap Tm	Diff	S1 Tm	S2 Tm	S3 Tm
(80) Marvin PIONKE						
1	16:13:18.481	1:26.648	+4.236	27.054	32.503	27.091
2	16:14:42.810	1:24.329	+1.917	27.593	29.861	26.875
3	16:16:06.513	1:23.703	+1.291	26.853	29.749	27.101
4	16:17:30.576	1:24.063	+1.651	26.853	30.254	26.956
5	16:18:56.043	1:25.467	+3.055	26.411	31.148	27.908
6	16:20:19.018	1:22.975	+0.563	26.397	30.069	26.509
7	16:21:41.681	1:22.663	+0.251	26.244	30.041	26.378
8	16:23:06.124	1:24.443	+2.031	27.184	29.885	27.374
9	16:24:28.536	1:22.412		26.204	29.659	26.549
10	16:25:51.157	1:22.621	+0.209	26.427	29.447	26.747

Lap	Time of Day	Lap Tm	Diff	S1 Tm	S2 Tm	S3 Tm
(82) Josh PRICE						
1	16:13:27.302	1:23.936	+1.821	27.399	29.697	26.840
2	16:14:50.929	1:23.627	+1.512	27.010	29.633	26.984
3	16:16:13.934	1:23.005	+0.890	26.726	29.813	26.466
4	16:17:36.884	1:22.950	+0.835	26.738	29.659	26.553
5	16:19:05.368	1:28.484	+6.369	26.926	33.470	28.088
6	16:20:28.623	1:23.255	+1.140	26.826	29.661	26.768
7	16:21:50.872	1:22.249	+0.134	26.418	29.486	26.345
8	16:23:14.033	1:23.161	+1.046	26.400	29.525	27.236
9	16:24:36.373	1:22.340	+0.225	26.487	29.313	26.540
10	16:25:58.488	1:22.115		26.414	29.499	26.202

Lap	Time of Day	Lap Tm	Diff	S1 Tm	S2 Tm	S3 Tm
(15) Lars LAMBORELLE						
1	16:12:58.668	1:24.607	+2.193	27.654	30.168	26.785
2	16:14:22.219	1:23.551	+1.137	26.700	30.086	26.765
3	16:15:46.572	1:24.353	+1.939	26.390	31.287	26.676
4	16:17:09.816	1:23.244	+0.830	26.455	30.171	26.618
5	16:18:32.676	1:22.860	+0.446	26.610	29.723	26.527
6	16:19:56.009	1:23.333	+0.919	26.535	30.108	26.690
7	16:21:19.396	1:23.387	+0.973	26.446	30.273	26.668
8	16:22:42.830	1:23.434	+1.020	26.271	30.500	26.663
9	16:24:07.186	1:24.356	+1.942	28.187	29.744	26.425
10	16:25:29.600	1:22.414		26.183	29.659	26.572

Lap	Time of Day	Lap Tm	Diff	S1 Tm	S2 Tm	S3 Tm
(69) Ryan ANDERTON						
1	16:12:59.170	1:25.705	+3.560	28.385	30.303	27.017
2	16:14:22.544	1:23.374	+1.229	26.694	29.987	26.693
3	16:15:45.435	1:22.891	+0.746	26.530	29.735	26.626
4	16:17:08.245	1:22.810	+0.665	26.496	29.745	26.569
5	16:18:30.845	1:22.600	+0.455	26.527	29.558	26.515
6	16:19:53.737	1:22.892	+0.747	26.389	29.672	26.831
7	16:21:16.365	1:22.628	+0.483	26.479	29.656	26.493
8	16:22:38.989	1:22.624	+0.479	26.413	29.502	26.709
9	16:24:01.634	1:22.645	+0.500	26.326	29.475	26.844
10	16:25:23.779	1:22.145		26.187	29.397	26.561

Lap	Time of Day	Lap Tm	Diff	S1 Tm	S2 Tm	S3 Tm
(117) Deniz BECKERS						
1	16:13:00.667	1:26.442	+4.000	29.513	30.116	26.813
2	16:14:24.909	1:24.242	+1.800	27.064	30.329	26.849
3	16:15:48.800	1:23.891	+1.449	26.981	29.908	27.002
4	16:17:16.840	1:28.040	+5.598	31.764	29.806	26.470
5	16:18:39.881	1:23.041	+0.599	26.428	29.642	26.971
6	16:20:03.260	1:23.379	+0.937	26.818	30.081	26.480
7	16:21:29.990	1:26.730	+4.288	30.562	29.716	26.452
8	16:22:52.665	1:22.675	+0.233	26.353	29.941	26.381
9	16:24:15.107	1:22.442		26.235	29.808	26.399
10	16:25:39.983	1:24.876	+2.434	26.215	31.284	27.377

Lap	Time of Day	Lap Tm	Diff	S1 Tm	S2 Tm	S3 Tm
(17) Ralf ARON						
1	16:13:14.384	1:26.659	+4.508	27.066	30.291	29.302
2	16:14:39.588	1:25.204	+3.053	28.698	30.034	26.472
3	16:16:07.664	1:28.076	+5.925	26.689	31.792	29.595
4	16:17:31.562	1:23.898	+1.747	26.553	30.625	26.720
5	16:18:57.961	1:26.399	+4.248	30.286	29.721	26.392
6	16:20:20.112	1:22.151		26.330	29.579	26.242
7	16:21:42.353	1:22.241	+0.090	26.312	29.659	26.270
8	16:23:08.955	1:26.602	+4.451	26.812	30.990	28.800
9	16:24:31.281	1:22.326	+0.175	26.293	29.825	26.208
10	16:25:53.625	1:22.344	+0.193	26.338	29.606	26.400

Lap	Time of Day	Lap Tm	Diff	S1 Tm	S2 Tm	S3 Tm
(87) Tom MEIJER						
1	16:13:11.279	1:24.160	+1.673	27.315	30.010	26.835
2	16:14:35.653	1:24.374	+1.887	27.131	30.025	27.218
3	16:16:02.540	1:26.887	+4.400	27.129	32.947	26.811
4	16:17:26.700	1:24.160	+1.673	27.528	29.759	26.873
5	16:18:49.911	1:23.211	+0.724	26.839	29.872	26.500
6	16:20:13.184	1:23.273	+0.786	27.068	29.970	26.235
7	16:21:36.729	1:23.545	+1.058	27.582	29.759	26.204
8	16:22:59.284	1:22.555	+0.068	26.679	29.663	26.213
9	16:24:21.771	1:22.487		26.431	29.513	26.543
10	16:25:44.590	1:22.819	+0.332	26.498	30.049	26.272

Lap	Time of Day	Lap Tm	Diff	S1 Tm	S2 Tm	S3 Tm
(33) Antoni PTAK						
1	16:13:10.234	1:32.309	+10.130	34.678	30.608	27.023
2	16:14:34.750	1:24.516	+2.337	27.111	30.478	26.927
3	16:15:59.133	1:24.383	+2.204	27.548	29.855	26.980
4	16:17:22.738	1:23.605	+1.426	27.058	29.664	26.883
5	16:18:45.911	1:23.173	+0.994	26.719	29.551	26.903

Timekeeping Ingrid and Meik Wagner:

Clerk of the course Nigel Edwards:

www.mylaps.com

Steward (Chairman) Ian Watson:

Chief Scrutineer Paul Klaassen:

Licensed to: Motorsport Events



Rotax Int. Open Zuera 2012

Rotax Juniors

Zuera 1,699 Km

Qualifying Practice

2012-10-26 16:10

Qualifying (15:00 Time) started at 16:10:00

Lap	Time of Day	Lap Tm	Diff	S1 Tm	S2 Tm	S3 Tm	Lap	Time of Day	Lap Tm	Diff	S1 Tm	S2 Tm	S3 Tm
(114) Frank MERILAHT							9	16:24:38.032	1:23.779	+0.406	27.002	29.774	27.003
1	16:13:13.222	1:24.855	+2.087	27.447	30.554	26.854	10	16:26:01.405	1:23.373		26.774	29.935	26.664
2	16:14:37.679	1:24.457	+1.689	27.257	30.315	26.885	(29) Teodor MORIN						
3	16:16:03.298	1:25.619	+2.851	28.389	30.205	27.025	1	16:13:12.961	1:24.845	+1.392	27.149	30.226	27.470
4	16:17:28.059	1:24.761	+1.993	28.086	30.394	26.281	2	16:14:37.388	1:24.427	+0.974	27.043	30.177	27.207
5	16:18:51.914	1:23.855	+1.087	27.128	30.000	26.727	3	16:16:01.728	1:24.340	+0.887	26.922	30.249	27.169
6	16:20:15.308	1:23.394	+0.626	26.679	30.274	26.441	4	16:17:26.767	1:25.039	+1.586	27.649	30.203	27.187
7	16:21:38.076	1:22.768		26.769	29.732	26.267	5	16:18:51.216	1:24.449	+0.996	27.123	30.086	27.240
8	16:23:03.377	1:25.301	+2.533	29.095	29.958	26.248	6	16:20:16.112	1:24.896	+1.443	26.983	30.513	27.400
9	16:24:26.802	1:23.425	+0.657	26.428	30.725	26.272	7	16:21:40.894	1:24.782	+1.329	27.209	30.576	26.997
10	16:25:50.105	1:23.303	+0.535	26.355	29.730	27.218	8	16:23:05.341	1:24.447	+0.994	27.483	30.190	26.774
(16) Ryo HIROOKA							9	16:24:30.415	1:25.074	+1.621	26.640	31.555	26.879
1	16:12:59.993	1:26.489	+3.591	28.785	30.711	26.993	10	16:25:53.868	1:23.453		26.616	29.872	26.965
2	16:14:25.542	1:25.549	+2.651	29.000	29.973	26.576	(85) Ermo PIHJOE						
3	16:15:48.958	1:23.416	+0.518	26.793	29.999	26.624	1	16:13:17.062	1:24.343	+0.865	26.835	30.418	27.090
4	16:17:39.756	1:50.798	+27.900	43.525	39.878	27.395	2	16:14:42.103	1:25.041	+1.563	27.489	30.696	26.856
5	16:19:02.719	1:22.963	+0.065	26.571	29.906	26.486	3	16:16:05.964	1:23.861	+0.383	26.819	30.197	26.845
6	16:20:25.617	1:22.898		26.355	29.972	26.571	4	16:17:30.162	1:24.198	+0.720	26.846	30.560	26.792
7	16:21:49.622	1:24.005	+1.107	26.856	30.321	26.828	5	16:18:53.973	1:23.811	+0.333	26.702	30.398	26.711
8	16:23:13.087	1:23.465	+0.567	26.905	29.980	26.580	6	16:20:18.118	1:24.145	+0.667	26.714	30.855	26.576
9	16:24:36.774	1:23.687	+0.789	26.639	29.694	27.354	7	16:21:41.596	1:23.478		26.526	29.912	27.040
10	16:25:59.807	1:23.033	+0.135	26.711	29.511	26.811	8	16:23:06.381	1:24.785	+1.307	28.131	29.905	26.749
(106) Jack WEPRIN							9	16:24:31.212	1:24.831	+1.353	26.575	31.024	27.232
1	16:13:34.847	1:24.448	+1.517	27.414	30.072	26.962	10	16:25:55.349	1:24.137	+0.659	27.362	30.292	26.483
2	16:14:58.973	1:24.126	+1.195	27.093	30.183	26.850	(64) Momo OKUDA						
3	16:16:22.981	1:24.008	+1.077	26.794	30.331	26.883	1	16:13:50.431	1:31.772	+5.694	30.522	31.437	29.813
4	16:17:46.321	1:23.340	+0.409	26.704	29.989	26.647	2	16:15:19.578	1:29.147	+3.069	29.174	31.438	28.535
5	16:19:10.361	1:24.040	+1.109	26.750	29.992	27.298	3	16:16:47.634	1:28.056	+1.978	28.603	31.369	28.084
6	16:20:34.680	1:24.319	+1.388	26.943	30.572	26.804	4	16:18:15.045	1:27.411	+1.333	27.893	30.719	28.799
7	16:22:05.667	1:30.987	+8.056	27.162	36.503	27.322	5	16:19:42.318	1:27.273	+1.195	28.126	30.990	28.157
8	16:23:28.752	1:23.085	+0.154	26.615	29.782	26.688	6	16:21:08.748	1:26.430	+0.352	28.029	30.625	27.776
9	16:24:52.473	1:23.721	+0.790	27.243	29.839	26.639	7	16:22:36.527	1:27.779	+1.701	28.282	30.872	28.625
10	16:26:15.404	1:22.931		26.754	29.655	26.522	8	16:24:02.605	1:26.078		27.645	30.781	27.652
(43) Thor VIELAND CHRISTENSEN							9	16:25:29.762	1:27.157	+1.079	27.861	31.572	27.724
1	16:12:59.751	1:25.336	+2.178	27.772	30.343	27.221	(111) Hannes TAMMPERE						
2	16:14:26.681	1:26.930	+3.772	29.813	30.154	26.963	1	16:13:06.286	1:26.331	+2.997	27.441	31.384	27.506
3	16:15:49.839	1:23.158		26.685	29.743	26.730	2	16:14:35.116	1:28.830	+5.496	29.332	31.782	27.716
4	16:17:13.559	1:23.720	+0.562	27.039	29.820	26.861	3	16:16:00.205	1:25.089	+1.755	27.276	30.582	27.231
5	16:18:36.723	1:23.164	+0.006	26.718	29.778	26.668	4	16:17:25.529	1:25.324	+1.990	27.236	30.993	27.095
6	16:20:00.395	1:23.672	+0.514	26.785	29.996	26.891	5	16:18:49.786	1:24.257	+0.923	26.983	30.146	27.128
7	16:21:23.650	1:23.255	+0.097	26.913	29.685	26.657	6	16:20:33.453	1:43.667	+20.333	27.042	49.329	27.296
(109) Omar ISMAIL							7	16:21:57.583	1:24.130	+0.796	27.283	29.987	26.860
1	16:13:11.953	1:25.138	+1.765	27.847	30.241	27.050	8	16:23:20.917	1:23.334		26.717	29.781	26.836
2	16:14:46.345	1:34.392	+11.019	35.312	31.949	27.131	9	16:24:45.060	1:24.143	+0.809	26.832	30.297	27.014
3	16:16:10.147	1:23.802	+0.429	26.758	30.187	26.857	10	16:26:08.877	1:23.817	+0.483	27.043	29.777	26.997
4	16:17:36.098	1:25.951	+2.578	27.037	30.914	28.000							
5	16:19:00.784	1:24.686	+1.313	27.494	30.158	27.034							
6	16:20:24.995	1:24.211	+0.838	26.695	30.524	26.992							
7	16:21:49.461	1:24.466	+1.093	26.951	30.405	27.110							
8	16:23:14.253	1:24.792	+1.419	26.706	30.172	27.914							

Timekeeping Ingrid and Meik Wagner: Clerk of the course Nigel Edwards:

Steward (Chairman) Ian Watson: www.mylaps.com
Chief Scrutineer Paul Klaassen: Licensed to: Motorsport Events

Rotax Int. Open 2012

Class: Rotax Max Juniors

Date/Time: 2012-10-27 12:00

Track:

Heat:

Laps:

Zuera / Spain

Race 3 Qualifying Heat 1

6

Edition 1

				18	
Diego BORRELLI.F	115	DNS		17	
	33				
Momo OKUDA	64	1:26.078 4.863		16	Felix KOTYK
	31				112
					32
Teodor MORIN	29	1:23.453 2.238		15	Ermo PIHJOE
	29				85
					30
Hannes TAMPERE	111	1:23.334 2.119		14	Omar ISMAL
	27				109
					28
Jack WEPRIN	106	1:22.931 1.716		13	Thor VIELAND CHRIS
	25				43
					26
Frank MERILAHT	114	1:22.768 1.553		12	Ryo HIROOKA
	23				16
					24
Deniz BECKERS	117	1:22.442 1.227		11	Tom MEIJER
	21				87
					22
Marvin PIONKE	80	1:22.412 1.197		10	Lars LAMBORELLE
	19				15
					20
Antoni PTAK	33	1:22.179 0.964		9	Brett WARD
	17				108
					18
Ryan ANDERTON	69	1:22.145 0.930		8	Ralf ARON
	15				17
					16
Jessica BÄCKMAN	26	1:22.076 0.861		7	Josh PRICE
	13				82
					14
Jay GOODWIN	54	1:22.008 0.793		6	David WOODER
	11				76
					12
Florian JANITS	41	1:21.936 0.721		5	Josh WHITE
	9				61
					10
Jai NIJJAR	74	1:21.828 0.613		4	Philip HAMPRECHT
	7				99
					8
Jan JONCK	40	1:21.709 0.494		3	Marcin LASKI
	5				110
					6
Thomas PREINING	18	1:21.624 0.409		2	Guan Yu ZHOU
	3				53
					4
Janneau ESMEIJER	9	1:21.215		1	Max AITKEN
	1				49
					0.198
				Row	2

Pole Position

Clerk of the course Nigel Edwards:

Stewards (Chairman) Ian Watson:

Scrutineer Paul Klaassen:

Timekeeping Ingrid/Meik Wagner:

Rotax Int. Open 2012

Class: Rotax Max Juniors

Date/Time: 2012-10-27 14:40

Track:

Heat:

Laps:

Zuera / Spain

Race 7 Qualifying Heat 2

6

Edition 1

				18	
Diego BORRELLI.F	115	DNS		17	
	33				
Momo OKUDA	64	1:26.078 4.863		16	Felix KOTYK
	31				112
Teodor MORIN	29	1:23.453 2.238		15	Ermo PIHJOE
	29				85
Hannes TAMMPERE	111	1:23.334 2.119		14	Omar ISMAIL
	27				109
Jack WEPRIN	106	1:22.931 1.716		13	Thor VIELAND CHRIS
	25				43
Frank MERILAHT	114	1:22.768 1.553		12	Ryo HIROOKA
	23				16
Deniz BECKERS	117	1:22.442 1.227		11	Tom MEIJER
	21				87
Marvin PIONKE	80	1:22.412 1.197		10	Lars LAMBORELLE
	19				15
Antoni PTAK	33	1:22.179 0.964		9	Brett WARD
	17				108
Ryan ANDERTON	69	1:22.145 0.930		8	Ralf ARON
	15				17
Jessica BÄCKMAN	26	1:22.076 0.861		7	Josh PRICE
	13				82
Jay GOODWIN	54	1:22.008 0.793		6	David WOODER
	11				76
Florian JANITS	41	1:21.936 0.721		5	Josh WHITE
	9				61
Jai NIJJAR	74	1:21.828 0.613		4	Philip HAMPRECHT
	7				99
Jan JONCK	40	1:21.709 0.494		3	Marcin LASKI
	5				110
Thomas PREINING	18	1:21.624 0.409		2	Guan Yu ZHOU
	3				53
Janneau ESMEIJER	9	1:21.215		1	Max AITKEN
	1				49
				Row	2

Pole Position

Clerk of the course Nigel Edwards:

Stewards (Chairman) Ian Watson:

Scrutineer Paul Klaassen:

Timekeeping Ingrid/Meik Wagner:

Rotax Int. Open 2012

Class: Rotax Max Juniors

Date/Time: 2012-10-27 16:00

Track:

Heat:

Laps:

Zuera / Spain

Race 11 Qualifying Heat 3

6

Edition 1

				18	
Diego BORRELLI.F	115	DNS		17	
	33				
Momo OKUDA	64	1:26.078 4.863		16	Felix KOTYK
	31				112
Teodor MORIN	29	1:23.453 2.238		15	Ermo PIHJOE
	29				85
Hannes TAMMPERE	111	1:23.334 2.119		14	Omar ISMAIL
	27				109
Jack WEPRIN	106	1:22.931 1.716		13	Thor VIELAND CHRIS
	25				43
Frank MERILAHT	114	1:22.768 1.553		12	Ryo HIROOKA
	23				16
Deniz BECKERS	117	1:22.442 1.227		11	Tom MEIJER
	21				87
Marvin PIONKE	80	1:22.412 1.197		10	Lars LAMBORELLE
	19				15
Antoni PTAK	33	1:22.179 0.964		9	Brett WARD
	17				108
Ryan ANDERTON	69	1:22.145 0.930		8	Ralf ARON
	15				17
Jessica BÄCKMAN	26	1:22.076 0.861		7	Josh PRICE
	13				82
Jay GOODWIN	54	1:22.008 0.793		6	David WOODER
	11				76
Florian JANITS	41	1:21.936 0.721		5	Josh WHITE
	9				61
Jai NIJJAR	74	1:21.828 0.613		4	Philip HAMPRECHT
	7				99
Jan JONCK	40	1:21.709 0.494		3	Marcin LASKI
	5				110
Thomas PREINING	18	1:21.624 0.409		2	Guan Yu ZHOU
	3				53
Janneau ESMEIJER	9	1:21.215		1	Max AITKEN
	1				49
				Row	2

Pole Position

Clerk of the course Nigel Edwards:

Stewards (Chairman) Ian Watson:

Scrutineer Paul Klaassen:

Timekeeping Ingrid/Meik Wagner:



Rotax Int. Open Zuera 2012

Rotax Juniors

Zuera 1,699 Km

Warm up Saturday

2012-10-27 10:20

Practice (15:00 Time) started at 10:20:16

Pos	No.	Name	Nat.	Chassis	Race Team	Laps	Best Tm	Diff	Gap In Lap	km/h
1	61	Josh WHITE	GBR	Tonykart	Coles Racing	13	1:04.893		10	94,254
2	82	Josh PRICE	GBR	Tonykart	CRM	10	1:05.033	0.140	0.140	9 94,051
3	69	Ryan ANDERTON	GBR	Tonykart	Coles Racing	13	1:05.097	0.204	0.064	13 93,958
4	74	Jai NIJJAR	GBR	Tonykart	Chris Rogers Motorsport	10	1:05.184	0.291	0.087	10 93,833
5	9	Janneau ESMEIJER	NED	Tonykart	Team TKP	10	1:05.188	0.295	0.004	10 93,827
6	40	Jan JONCK	DEN	Tonykart	RS Competition	10	1:05.364	0.471	0.176	7 93,574
7	53	Guan Yu ZHOU	GBR	Tonykart	Strawberry Racing	11	1:05.367	0.474	0.003	9 93,570
8	18	Thomas PREINING	AUT	Formula K	Protrain Racing	11	1:05.517	0.624	0.150	11 93,356
9	49	Max AITKEN	GBR	Formula K	Protrain Racing	11	1:05.519	0.626	0.002	11 93,353
10	76	David WOODER	GBR	Alonso	Dan Holland Racing	10	1:05.523	0.630	0.004	9 93,347
11	54	Jay GOODWIN	GBR	Alonso	Dan Holland Racing	11	1:05.539	0.646	0.016	10 93,325
12	117	Deniz BECKERS	NED	Intrepid	Team TKP	13	1:05.550	0.657	0.011	5 93,309
13	99	Philip HAMPRECHT	GER	Tonykart	Matis Motorsport	13	1:05.555	0.662	0.005	9 93,302
14	16	Ryo HIROOKA	JPN	Formula K	Formula K Europe	11	1:05.568	0.675	0.013	11 93,283
15	17	Ralf ARON	EST	Tonykart	Aix Racing	12	1:05.721	0.828	0.153	12 93,066
16	15	Lars LAMBORELLE	NED	Intrepid	Team TKP	11	1:05.729	0.836	0.008	5 93,055
17	106	Jack WEPRIN	USA	Alonso	Dan Holland Racing	11	1:05.838	0.945	0.109	10 92,901
18	114	Frank MERILAHT	EST	Birel	Kartdago Team	13	1:05.860	0.967	0.022	12 92,870
19	64	Momo OKUDA	JPN	Formula K	Formula K Europe	13	1:05.917	1.024	0.057	8 92,789
20	41	Florian JANITS	AUT	DR	VPDR	13	1:05.966	1.073	0.049	12 92,720
21	85	Ermo PIHJOE	EST	Tonykart	Aix Racing Team	9	1:06.016	1.123	0.050	8 92,650
22	29	Teodor MORIN	SWE	Gillard	PDB	10	1:06.109	1.216	0.093	9 92,520
23	87	Tom MEIJER	NED	Tonykart	Strawberry Racing	10	1:06.141	1.248	0.032	10 92,475
24	109	Omar ISMAIL	GBR	Formula K	Protrain Racing	13	1:06.143	1.250	0.002	12 92,472
25	108	Brett WARD	GBR	Kosmic	Aim Motorsport	9	1:06.153	1.260	0.010	8 92,458
26	26	Jessica BÄCKMAN	SWE	Tonykart	Strawberry Racing	11	1:06.226	1.333	0.073	10 92,356
27	43	Thor VIELAND CHRISTEN	DEN	Tonykart	RS Competition	11	1:06.310	1.417	0.084	7 92,239
28	115	Diego BORRELLI.F	VEN	Energy	SGR	9	1:06.338	1.445	0.028	8 92,201
29	33	Antoni PTAK	USA	Birel	Kalman Motorsport	9	1:06.390	1.497	0.052	7 92,128
30	112	Felix KOTYK	AUT	DR	VPDR	11	1:06.458	1.565	0.068	9 92,034
31	110	Marcin LASKI	POL	CRG/Zanardi	Lapo Racing Team	10	1:06.804	1.911	0.346	8 91,557
32	80	Marvin PIONKE	GER	Kosmic	RS Competition	2	1:07.086	2.193	0.282	2 91,173
33	111	Hannes TAMMPERE	EST	Tonykart	Aix Racing	11	1:07.433	2.540	0.347	9 90,703

Timekeeping Ingrid and Meik Wagner:

Clerk of the course Nigel Edwards:

www.mylaps.com

Steward (Chairman) Ian Watson:

Chief Scrutineer Paul Klaassen:

Licensed to: Motorsport Events

Printed: 2012-10-27 10:37:03

posted at:

h



Rotax Int. Open Zuera 2012

Rotax Juniors

Zuera 1,699 Km

Warm up Saturday

2012-10-27 10:20

Practice (15:00 Time) started at 10:20:01

Lap	Time of Day	Lap Tm	Diff	S1 Tm	S2 Tm	S3 Tm
(61) Josh WHITE						
1	10:22:49.434	1:06.012	+1.119	21.623	22.983	21.406
2	10:23:54.552	1:05.118	+0.225	21.168	22.865	21.085
3	10:24:59.538	1:04.986	+0.093	21.109	22.753	21.124
4	10:26:05.961	1:06.423	+1.530	20.995	23.692	21.736
5	10:27:11.415	1:05.454	+0.561	21.051	22.989	21.414
6	10:28:17.055	1:05.640	+0.747	21.374	23.199	21.067
7	10:29:22.591	1:05.536	+0.643	21.093	23.212	21.231
8	10:30:28.099	1:05.508	+0.615	21.186	22.880	21.442
9	10:31:33.411	1:05.312	+0.419	21.406	22.719	21.187
10	10:32:38.304	1:04.893		21.138	22.706	21.049
11	10:33:43.477	1:05.173	+0.280	21.303	22.785	21.085
12	10:34:48.685	1:05.208	+0.315	21.092	23.062	21.054
13	10:35:54.967	1:06.282	+1.389	21.262	22.711	22.309

(82) Josh PRICE						
1	10:22:44.238	1:05.478	+0.445	21.075	23.033	21.370
2	10:23:49.922	1:05.684	+0.651	21.284	23.235	21.165
3	10:24:55.087	1:05.165	+0.132	21.070	23.008	21.087
4	10:26:01.187	1:06.100	+1.067	21.128	23.416	21.556
5	10:27:06.860	1:05.673	+0.640	21.064	22.943	21.666
6	10:28:12.289	1:05.429	+0.396	21.258	22.965	21.206
7	10:32:29.593	4:17.304	+3:12.271	21.187	23.218	21.311
8	10:33:34.751	1:05.158	+0.125	21.007	22.963	21.188
9	10:34:39.784	1:05.033		21.075	22.803	21.155
10	10:35:45.123	1:05.339	+0.306	21.166	22.950	21.223

(69) Ryan ANDERTON						
1	10:22:44.004	1:06.311	+1.214	21.475	23.317	21.519
2	10:23:50.179	1:06.175	+1.078	21.822	23.174	21.179
3	10:24:55.822	1:05.643	+0.546	21.285	23.019	21.339
4	10:26:01.835	1:06.013	+0.916	21.483	23.382	21.148
5	10:27:07.311	1:05.476	+0.379	21.129	22.904	21.443
6	10:28:13.156	1:05.845	+0.748	21.659	23.152	21.034
7	10:29:18.917	1:05.761	+0.664	21.125	23.213	21.423
8	10:30:26.132	1:07.215	+2.118	21.351	23.992	21.872
9	10:31:32.359	1:06.227	+1.130	21.632	22.872	21.723
10	10:32:37.758	1:05.399	+0.302	21.111	22.964	21.324
11	10:33:43.686	1:05.928	+0.831	21.290	23.479	21.159
12	10:34:49.079	1:05.393	+0.296	21.188	23.094	21.111
13	10:35:54.176	1:05.097		21.167	22.780	21.150

(74) Jai NIJJAR						
1	10:22:46.050	1:06.391	+1.207	21.322	23.092	21.977
2	10:23:51.790	1:05.740	+0.556	21.245	22.915	21.580
3	10:24:56.994	1:05.204	+0.020	21.123	22.735	21.346
4	10:26:03.339	1:06.345	+1.161	21.195	23.991	21.159
5	10:27:08.798	1:05.459	+0.275	21.239	22.932	21.288
6	10:28:14.590	1:05.792	+0.608	21.345	23.299	21.148
7	10:32:01.347	3:46.757	+2:41.573	21.428	22.968	21.272
8	10:33:07.052	1:05.705	+0.521	21.242	23.240	21.223
9	10:34:12.333	1:05.281	+0.097	21.127	23.027	21.127
10	10:35:17.517	1:05.184		21.196	22.850	21.138

(9) Janneau ESMEIJER						
1	10:23:04.780	1:07.352	+2.164	21.999	23.820	21.533
2	10:24:11.182	1:06.402	+1.214	21.520	23.334	21.548
3	10:25:17.575	1:06.393	+1.205	21.455	23.381	21.557
4	10:26:23.707	1:06.132	+0.944	21.403	23.344	21.863
5	10:29:48.701	3:24.994	+2:19.806	21.517	23.442	21.290
6	10:30:54.524	1:05.823	+0.635	21.498	23.149	21.176
7	10:32:00.823	1:06.299	+1.111	21.296	23.312	21.691
8	10:33:06.594	1:05.771	+0.583	21.312	23.175	21.284
9	10:34:12.160	1:05.566	+0.378	21.303	22.983	21.280
10	10:35:17.348	1:05.188		21.212	22.815	21.161

Lap	Time of Day	Lap Tm	Diff	S1 Tm	S2 Tm	S3 Tm
(40) Jan JONCK						
1	10:22:52.125	1:06.365	+1.001	21.543	23.326	21.496
2	10:23:57.898	1:05.773	+0.409	21.176	23.252	21.345
3	10:25:03.315	1:05.417	+0.053	21.180	23.011	21.226
4	10:26:09.046	1:05.731	+0.367	21.257	23.154	21.320
5	10:30:36.186	4:27.140	+3:21.776	21.268	23.394	21.426
6	10:31:42.114	1:05.928	+0.564	21.636	23.030	21.262
7	10:32:47.478	1:05.364		21.177	23.008	21.179
8	10:33:52.981	1:05.503	+0.139	21.168	23.074	21.261
9	10:34:58.394	1:05.413	+0.049	21.169	23.073	21.171
10	10:36:04.232	1:05.838	+0.474	21.373	23.224	21.241

(53) Guan Yu ZHOU						
1	10:22:39.352	1:06.340	+0.973	21.179	23.795	21.366
2	10:23:44.808	1:05.456	+0.089	21.177	23.171	21.108
3	10:24:50.805	1:05.997	+0.630	21.425	23.318	21.254
4	10:25:56.960	1:06.155	+0.788	21.396	23.186	21.573
5	10:27:06.765	1:09.805	+4.438	24.273	23.806	21.726
6	10:28:12.617	1:05.852	+0.485	21.529	23.226	21.097
7	10:29:18.227	1:05.610	+0.243	21.361	22.991	21.258
8	10:30:26.472	1:08.245	+2.878	23.674	23.371	21.200
9	10:31:31.839	1:05.367		21.068	22.952	21.347
10	10:34:30.650	2:58.811	+1:53.444	21.206	23.222	21.288
11	10:35:36.273	1:05.623	+0.256	21.185	23.111	21.327

(18) Thomas PREINING						
1	10:22:29.761	1:07.039	+1.522	21.835	23.627	21.577
2	10:23:36.079	1:06.318	+0.801	21.405	23.395	21.518
3	10:26:30.353	2:54.274	+1:48.757	21.378	23.211	21.465
4	10:27:36.200	1:05.847	+0.330	21.588	22.950	21.309
5	10:28:42.134	1:05.934	+0.417	21.439	23.093	21.402
6	10:29:48.423	1:06.289	+0.772	21.713	23.231	21.345
7	10:30:54.240	1:05.817	+0.300	21.442	23.105	21.270
8	10:31:59.946	1:05.706	+0.189	21.377	22.988	21.341
9	10:33:06.883	1:06.937	+1.420	21.777	23.845	21.315
10	10:34:12.900	1:06.017	+0.500	21.213	23.530	21.274
11	10:35:18.417	1:05.517		21.118	23.021	21.378

(49) Max AITKEN						
1	10:22:43.217	1:07.056	+1.537	21.859	23.545	21.652
2	10:23:49.179	1:05.962	+0.443	21.451	23.159	21.352
3	10:24:55.368	1:06.189	+0.670	21.395	23.277	21.517
4	10:26:02.006	1:06.638	+1.119	21.710	23.521	21.407
5	10:27:08.002	1:05.996	+0.477	21.208	23.294	21.494
6	10:30:36.064	3:28.062	+2:22.543	21.848	23.643	21.455
7	10:31:42.329	1:06.265	+0.746	21.871	23.220	21.174
8	10:32:48.271	1:05.942	+0.423	21.294	23.192	21.456
9	10:33:54.065	1:05.794	+0.275	21.484	23.124	21.186
10	10:34:59.608	1:05.543	+0.024	21.144	23.030	21.369
11	10:36:05.127	1:05.519		21.170	23.106	21.243

(76) David WOODER						
1	10:22:44.076	1:06.080	+0.557	21.418	23.212	21.450
2	10:23:50.957	1:06.881	+1.358	21.829	23.733	21.319
3	10:24:56.941	1:05.984	+0.461	21.368	23.201	21.415
4	10:26:03.249	1:06.308	+0.785	20.986	24.178	21.144
5	10:27:09.408	1:06.159	+0.636	21.109	23.500	21.550
6	10:28:15.108	1:05.700	+0.177	21.176	23.111	21.413
7	10:29:22.488	1:07.380	+1.857	21.268	24.798	21.314
8	10:33:54.936	4:32.448	+3:26.925	21.684	23.338	21.363
9	10:35:00.459	1:05.523		21.046	23.144	21.333
10	10:36:06.400	1:05.941	+0.418	21.488	23.173	21.280

(54) Jay GOODWIN						
1	10:22:43.584	1:06.741	+1.202	21.689	23.471	21.581

Timekeeping Ingrid and Meik Wagner:

Clerk of the course Nigel Edwards:

www.mylaps.com

Steward (Chairman) Ian Watson:

Chief Scrutineer Paul Klaassen:

Licensed to: Motorsport Events



Rotax Int. Open Zuera 2012

Rotax Juniors

Zuera 1,699 Km

Warm up Saturday

2012-10-27 10:20

Practice (15:00 Time) started at 10:20:01

Lap	Time of Day	Lap Tm	Diff	S1 Tm	S2 Tm	S3 Tm	Lap	Time of Day	Lap Tm	Diff	S1 Tm	S2 Tm	S3 Tm
2	10:23:49.557	1:05.973	+0.434	21.437	23.208	21.328	12	10:34:44.105	1:05.721		21.392	22.973	21.356
3	10:24:55.699	1:06.142	+0.603	21.313	23.428	21.401							
4	10:26:01.490	1:05.791	+0.252	21.229	23.191	21.371							
5	10:27:07.599	1:06.109	+0.570	21.212	23.030	21.867							
6	10:28:13.939	1:06.340	+0.801	21.536	23.367	21.437							
7	10:29:19.657	1:05.718	+0.179	21.183	23.223	21.312							
8	10:32:44.953	3:25.296	+2:19.757	21.661	23.133	21.667							
9	10:33:50.999	1:06.046	+0.507	21.661	23.050	21.335							
10	10:34:56.538	1:05.539		21.068	23.092	21.379							
11	10:36:02.329	1:05.791	+0.252	21.266	23.071	21.454							
(117) Deniz BECKERS							(15) Lars LAMBORELLE						
1	10:22:43.406	1:07.081	+1.531	21.852	23.546	21.683	1	10:22:41.062	1:06.776	+1.047	21.489	23.810	21.477
2	10:23:49.903	1:06.497	+0.947	21.862	23.255	21.380	2	10:23:47.162	1:06.100	+0.371	21.172	23.433	21.495
3	10:24:56.279	1:06.376	+0.826	21.499	23.507	21.370	3	10:24:53.280	1:06.118	+0.389	21.445	23.344	21.329
4	10:26:06.201	1:09.922	+4.372	21.359	26.396	22.167	4	10:25:59.061	1:05.781	+0.052	21.156	23.334	21.291
5	10:27:11.751	1:05.550		21.250	22.996	21.304	5	10:27:04.790	1:05.729		21.390	23.009	21.330
6	10:28:18.003	1:06.252	+0.702	21.698	23.311	21.243	6	10:28:12.995	1:08.205	+2.476	21.331	25.687	21.187
7	10:29:23.840	1:05.837	+0.287	21.456	23.030	21.351	7	10:29:19.322	1:06.327	+0.598	21.547	23.620	21.160
8	10:30:29.582	1:05.742	+0.192	21.052	23.419	21.271	8	10:30:27.916	1:08.594	+2.865	21.704	25.343	21.547
9	10:31:35.499	1:05.917	+0.367	21.281	23.340	21.296	9	10:33:15.416	2:47.500	+1:41.771	21.717	23.326	21.397
10	10:32:41.291	1:05.792	+0.242	21.402	23.007	21.383	10	10:34:21.270	1:05.854	+0.125	21.249	23.311	21.294
11	10:33:46.923	1:05.632	+0.082	21.291	23.056	21.285	11	10:35:27.455	1:06.185	+0.456	21.241	23.403	21.541
12	10:34:52.483	1:05.560	+0.010	21.219	23.011	21.330	(106) Jack WEPRIN						
13	10:35:58.454	1:05.971	+0.421	21.332	23.241	21.398	1	10:22:41.709	1:07.818	+1.980	21.791	24.233	21.794
(99) Philip HAMPRECHT							2	10:23:48.195	1:06.486	+0.648	21.495	23.507	21.484
1	10:22:25.492	1:07.555	+2.000	21.769	23.461	22.325	3	10:24:54.512	1:06.317	+0.479	21.398	23.624	21.295
2	10:23:31.772	1:06.280	+0.725	21.512	23.232	21.536	4	10:26:01.252	1:06.740	+0.902	21.312	24.015	21.413
3	10:24:37.454	1:05.682	+0.127	21.228	23.090	21.364	5	10:27:07.678	1:06.426	+0.588	21.692	23.174	21.560
4	10:25:52.774	1:15.320	+9.765	21.649	26.770	26.901	6	10:28:14.523	1:06.845	+1.007	21.965	23.258	21.622
5	10:27:07.264	1:14.490	+8.935	25.599	26.629	22.262	7	10:31:44.228	3:29.705	+2:23.867	21.418	23.710	21.562
6	10:28:14.390	1:07.126	+1.571	22.236	23.285	21.605	8	10:32:51.512	1:07.284	+1.446	21.958	23.955	21.371
7	10:29:22.706	1:08.316	+2.761	21.836	25.148	21.332	9	10:33:57.459	1:05.947	+0.109	21.559	23.219	21.169
8	10:30:28.732	1:06.026	+0.471	21.431	23.313	21.282	10	10:35:03.297	1:05.838		21.109	23.262	21.467
9	10:31:34.287	1:05.555		21.222	23.037	21.296	11	10:36:09.679	1:06.382	+0.544	21.683	23.244	21.455
10	10:32:40.518	1:06.231	+0.676	21.357	23.081	21.493	(114) Frank MERILAHT						
11	10:33:46.459	1:05.941	+0.386	21.363	23.302	21.276	1	10:22:31.270	1:07.088	+1.228	21.663	23.693	21.732
12	10:34:52.212	1:05.753	+0.198	21.317	23.075	21.361	2	10:23:37.650	1:06.380	+0.520	21.380	23.530	21.470
13	10:35:58.193	1:05.981	+0.426	21.522	23.107	21.352	3	10:24:44.268	1:06.618	+0.758	21.590	23.729	21.299
(16) Ryo HIROOKA							4	10:25:50.724	1:06.456	+0.596	21.322	23.404	21.730
1	10:22:39.799	1:07.972	+2.404	22.147	23.849	21.976	5	10:26:57.978	1:07.254	+1.394	22.115	23.346	21.793
2	10:23:45.718	1:05.919	+0.351	21.545	23.027	21.347	6	10:28:03.996	1:06.018	+0.158	21.414	23.181	21.423
3	10:24:51.743	1:06.025	+0.457	21.449	23.139	21.437	7	10:29:09.902	1:05.906	+0.046	21.441	23.157	21.308
4	10:25:58.979	1:07.236	+1.668	21.656	24.022	21.558	8	10:30:16.119	1:06.217	+0.357	21.341	23.290	21.586
5	10:27:07.123	1:08.144	+2.576	22.200	23.511	22.433	9	10:31:22.378	1:06.259	+0.399	21.465	23.311	21.483
6	10:30:45.234	3:38.111	+2:32.543	22.873	23.250	21.377	10	10:32:28.896	1:06.518	+0.658	21.602	23.359	21.557
7	10:31:51.467	1:06.233	+0.665	21.494	23.148	21.591	11	10:33:35.204	1:06.308	+0.448	21.361	23.483	21.464
8	10:32:57.542	1:06.075	+0.507	21.581	23.067	21.427	12	10:34:41.064	1:05.860		21.231	23.242	21.387
9	10:34:03.151	1:05.609	+0.041	21.325	22.974	21.310	13	10:35:47.378	1:06.314	+0.454	21.376	23.314	21.624
10	10:35:09.256	1:06.105	+0.537	21.218	23.369	21.518	(64) Momo OKUDA						
11	10:36:14.824	1:05.568		21.394	22.852	21.322	1	10:22:43.805	1:08.011	+2.094	22.527	23.577	21.907
(17) Ralf ARON							2	10:23:51.747	1:07.942	+2.025	21.542	24.539	21.861
1	10:22:30.372	1:06.525	+0.804	21.717	23.344	21.464	3	10:24:58.455	1:06.708	+0.791	21.596	23.438	21.674
2	10:23:37.520	1:07.148	+1.427	21.747	23.845	21.556	4	10:26:04.948	1:06.493	+0.576	21.480	23.178	21.835
3	10:24:44.861	1:07.341	+1.620	22.034	23.565	21.742	5	10:27:11.488	1:06.540	+0.623	21.531	23.201	21.808
4	10:25:51.003	1:06.142	+0.421	21.450	23.237	21.455	6	10:28:18.072	1:06.584	+0.667	21.654	23.317	21.613
5	10:26:57.353	1:06.350	+0.629	21.535	23.272	21.543	7	10:29:24.287	1:06.215	+0.298	21.478	23.149	21.588
6	10:28:03.397	1:06.044	+0.323	21.447	23.201	21.396	8	10:30:30.204	1:05.917		21.327	23.154	21.436
7	10:29:09.661	1:06.264	+0.543	21.514	23.201	21.549	9	10:31:36.757	1:06.553	+0.636	21.536	23.432	21.585
8	10:30:20.936	1:11.275	+5.554	22.435	27.377	21.463	10	10:32:43.710	1:06.953	+1.036	21.616	23.573	21.764
9	10:31:26.857	1:05.921	+0.200	21.373	23.145	21.403	11	10:33:50.378	1:06.668	+0.751	21.579	23.387	21.702
10	10:32:32.613	1:05.756	+0.035	21.339	23.047	21.370	12	10:34:56.842	1:06.464	+0.547	21.374	23.597	21.493
11	10:33:38.384	1:05.771	+0.050	21.269	23.098	21.404	13	10:36:03.785	1:06.943	+1.026	21.836	23.343	21.764
(41) Florian JANITS							1	10:22:42.051	1:07.440	+1.474	21.557	23.956	21.927
2	10:23:48.939	1:06.888	+0.922	21.751	23.515	21.622	2	10:23:48.939	1:06.888	+0.922	21.751	23.515	21.622
3	10:24:57.344	1:08.405	+2.439	22.893	23.521	21.991	3	10:24:57.344	1:08.405	+2.439	22.893	23.521	21.991
4	10:26:04.854	1:07.510	+1.544	21.525	24.117	21.868	4	10:26:04.854	1:07.510	+1.544	21.525	24.117	21.868
5	10:27:12.083	1:07.229	+1.263	21.788	23.733	21.708	5	10:27:12.083	1:07.229	+1.263	21.788	23.733	21.708
6	10:28:19.257	1:07.174	+1.208	22.043	23.605	21.526	6	10:28:19.257	1:07.174	+1.208	22.043	23.605	21.526
7	10:29:25.738	1:06.481	+0.515	21.730	23.214	21.537	7	10:29:25.738	1:06.481	+0.515	21.730	23.214	21.537



Rotax Int. Open Zuera 2012

Rotax Juniors

Zuera 1,699 Km

Warm up Saturday

2012-10-27 10:20

Practice (15:00 Time) started at 10:20:01

Lap	Time of Day	Lap Tm	Diff	S1 Tm	S2 Tm	S3 Tm	Lap	Time of Day	Lap Tm	Diff	S1 Tm	S2 Tm	S3 Tm
8	10:30:31.814	1:06.076	+0.110	21.543	23.121	21.412	9	10:36:10.180	1:06.753	+0.600	21.877	23.678	21.198
9	10:31:37.784	1:05.970	+0.004	21.545	22.914	21.511	(26) Jessica BÄCKMAN						
10	10:32:44.828	1:07.044	+1.078	21.725	23.460	21.859	1	10:22:38.300	1:07.059	+0.833	21.752	23.524	21.783
11	10:33:52.024	1:07.196	+1.230	22.133	23.364	21.699	2	10:23:44.633	1:06.333	+0.107	21.323	23.456	21.554
12	10:34:57.990	1:05.966		21.365	23.032	21.569	3	10:24:51.148	1:06.515	+0.289	21.526	23.291	21.698
13	10:36:04.892	1:06.902	+0.936	22.133	23.086	21.683	4	10:25:59.343	1:08.195	+1.969	21.638	24.831	21.726
(85) Ermo PIHJOE							5	10:27:06.326	1:06.983	+0.757	21.600	23.645	21.738
1	10:22:40.361	1:08.596	+2.580	22.025	24.944	21.627	6	10:28:12.577	1:06.251	+0.025	21.357	23.302	21.592
2	10:23:47.021	1:06.660	+0.644	21.385	23.567	21.708	7	10:29:19.133	1:06.556	+0.330	21.572	23.563	21.421
3	10:24:54.449	1:07.428	+1.412	22.084	23.683	21.661	8	10:30:25.410	1:06.277	+0.051	21.303	23.293	21.681
4	10:26:03.133	1:08.684	+2.668	22.385	24.668	21.631	9	10:33:51.843	3:26.433	+2:20.207	21.339	23.410	21.707
5	10:27:10.554	1:07.421	+1.405	22.131	23.752	21.538	10	10:34:58.069	1:06.226		21.287	23.180	21.759
6	10:28:17.666	1:07.112	+1.096	21.944	23.681	21.487	11	10:36:04.733	1:06.664	+0.438	21.419	23.373	21.872
7	10:29:23.965	1:06.299	+0.283	21.466	23.299	21.534	(43) Thor VIELAND CHRISTENSEN						
8	10:30:29.981	1:06.016		21.195	23.517	21.304	1	10:22:26.247	1:07.687	+1.377	22.029	23.708	21.950
9	10:31:37.087	1:07.106	+1.090	22.338	23.301	21.467	2	10:23:33.136	1:06.889	+0.579	21.731	23.496	21.662
(29) Teodor MORIN							3	10:24:39.534	1:06.398	+0.088	21.531	23.268	21.599
1	10:23:00.787	1:08.327	+2.218	22.253	24.026	22.048	4	10:25:50.508	1:10.974	+4.664	21.697	23.668	25.609
2	10:27:11.279	4:10.492	+3:04.383	21.696	23.546	21.740	5	10:26:58.745	1:08.237	+1.927	22.999	23.676	21.562
3	10:28:20.598	1:09.319	+3.210	22.998	24.534	21.787	6	10:28:05.268	1:06.523	+0.213	21.592	23.289	21.642
4	10:29:27.204	1:06.606	+0.497	21.452	23.417	21.737	7	10:29:11.578	1:06.310		21.557	23.202	21.551
5	10:30:33.830	1:06.626	+0.517	21.509	23.519	21.598	8	10:32:06.461	2:54.883	+1:48.573	21.517	23.633	21.510
6	10:31:40.540	1:06.710	+0.601	21.464	23.552	21.694	9	10:33:13.080	1:06.619	+0.309	21.580	23.347	21.692
7	10:32:47.444	1:06.904	+0.795	21.547	23.621	21.736	10	10:34:21.774	1:08.694	+2.384	21.762	25.411	21.521
8	10:33:54.019	1:06.575	+0.466	21.518	23.559	21.498	11	10:35:28.371	1:06.597	+0.287	21.392	23.350	21.855
9	10:35:00.128	1:06.109		21.415	23.212	21.482	(115) Diego BORRELLI.F						
10	10:36:07.535	1:07.407	+1.298	22.007	23.778	21.622	1	10:22:39.242	1:07.623	+1.285	22.105	23.766	21.752
(87) Tom MEIJER							2	10:23:47.271	1:08.029	+1.691	22.219	23.677	22.133
1	10:23:44.837	1:07.350	+1.209	21.741	23.813	21.796	3	10:24:54.992	1:07.721	+1.383	21.674	24.498	21.549
2	10:24:51.311	1:06.474	+0.333	21.520	23.533	21.421	4	10:26:03.346	1:08.354	+2.016	22.742	24.011	21.601
3	10:25:58.121	1:06.810	+0.669	21.413	23.657	21.740	5	10:31:30.368	5:27.022	+4:20.684	21.748	23.626	21.815
4	10:27:04.727	1:06.606	+0.465	21.574	23.401	21.631	6	10:32:38.168	1:07.800	+1.462	22.156	23.658	21.986
5	10:28:11.195	1:06.468	+0.327	21.479	23.443	21.546	7	10:33:44.892	1:06.724	+0.386	21.856	23.313	21.555
6	10:29:19.244	1:08.049	+1.908	22.453	24.305	21.291	8	10:34:51.230	1:06.338		21.642	23.174	21.522
7	10:30:26.075	1:06.831	+0.690	21.877	23.358	21.596	9	10:35:57.896	1:06.666	+0.328	21.663	23.352	21.651
8	10:33:42.909	3:16.834	+2:10.693	21.192	24.261	21.591	(33) Antoni PTAK						
9	10:34:49.395	1:06.486	+0.345	21.299	23.841	21.346	1	10:22:36.607	1:07.503	+1.113	21.972	23.828	21.703
10	10:35:55.536	1:06.141		21.242	23.346	21.553	2	10:23:43.603	1:06.996	+0.606	21.652	23.668	21.676
(109) Omar ISMAIL							3	10:24:50.409	1:06.806	+0.416	21.501	23.555	21.750
1	10:22:41.441	1:10.297	+4.154	22.489	25.853	21.955	4	10:25:58.909	1:08.500	+2.110	22.391	24.354	21.755
2	10:23:48.546	1:07.105	+0.962	21.634	23.521	21.950	5	10:27:06.150	1:07.241	+0.851	21.857	23.624	21.760
3	10:24:56.961	1:08.415	+2.272	21.688	24.116	22.611	6	10:28:13.750	1:07.600	+1.210	22.452	23.756	21.392
4	10:26:03.972	1:07.011	+0.868	21.816	23.888	21.307	7	10:29:20.140	1:06.390		21.569	23.286	21.535
5	10:27:10.614	1:06.642	+0.499	21.653	23.603	21.386	8	10:30:26.773	1:06.633	+0.243	21.473	23.387	21.773
6	10:28:18.481	1:07.867	+1.724	21.806	24.071	21.990	9	10:31:33.799	1:07.026	+0.636	21.244	23.768	22.014
7	10:29:25.080	1:06.599	+0.456	21.626	23.338	21.635	(112) Felix KOTYK						
8	10:30:31.338	1:06.258	+0.115	21.539	23.229	21.490	1	10:22:44.920	1:08.304	+1.846	22.108	23.600	22.596
9	10:31:37.791	1:06.453	+0.310	21.455	23.356	21.642	2	10:23:52.032	1:07.112	+0.654	21.779	23.435	21.898
10	10:32:44.540	1:06.749	+0.606	21.666	23.305	21.778	3	10:24:58.637	1:06.605	+0.147	21.663	23.324	21.618
11	10:33:51.292	1:06.752	+0.609	21.556	23.453	21.743	4	10:27:45.970	2:47.333	+1:40.875	21.751	23.595	21.795
12	10:34:57.435	1:06.143		21.367	23.260	21.516	5	10:28:52.799	1:06.829	+0.371	21.856	23.395	21.578
13	10:36:04.155	1:06.720	+0.577	21.716	23.540	21.464	6	10:29:59.788	1:06.989	+0.531	21.801	23.462	21.726
(108) Brett WARD							7	10:31:06.843	1:07.055	+0.597	22.025	23.536	21.494
1	10:22:30.071	1:06.632	+0.479	21.671	23.296	21.665	8	10:32:13.336	1:06.493	+0.035	21.758	23.265	21.470
2	10:23:37.671	1:07.600	+1.447	21.969	23.544	22.087	9	10:33:19.794	1:06.458		21.687	23.298	21.473
3	10:24:44.214	1:06.543	+0.390	21.663	23.387	21.493	10	10:34:26.407	1:06.613	+0.155	21.793	23.361	21.459
4	10:25:51.302	1:07.088	+0.935	21.455	23.489	22.144	11	10:35:32.933	1:06.526	+0.068	21.628	23.290	21.608
5	10:31:44.511	5:53.209	+4:47.056	21.734	24.319	21.466	(110) Marcin LASKI						
6	10:32:51.070	1:06.559	+0.406	21.674	23.721	21.164	1	10:22:35.992	1:07.753	+0.949	22.076	23.886	21.791
7	10:33:57.274	1:06.204	+0.051	21.552	23.511	21.141	2	10:23:44.165	1:08.173	+1.369	22.222	24.205	21.746
8	10:35:03.427	1:06.153		21.264	23.665	21.224							



Rotax Int. Open Zuera 2012

Rotax Juniors

Zuera 1,699 Km

Warm up Saturday

2012-10-27 10:20

Practice (15:00 Time) started at 10:20:01

Lap	Time of Day	Lap Tm	Diff	S1 Tm	S2 Tm	S3 Tm
3	10:24:51.594	1:07.429	+0.625	22.000	24.015	21.414
4	10:25:59.593	1:07.999	+1.195	21.897	24.494	21.608
5	10:27:07.185	1:07.592	+0.788	22.151	23.646	21.795
6	10:28:14.225	1:07.040	+0.236	21.874	23.599	21.567
7	10:29:23.172	1:08.947	+2.143	22.254	25.210	21.483
8	10:30:29.976	1:06.804		21.605	23.758	21.441
9	10:35:13.031	4:43.055	+3:36.251	21.677	23.615	21.699
10	10:36:20.268	1:07.237	+0.433	22.083	23.599	21.555

Lap	Time of Day	Lap Tm	Diff	S1 Tm	S2 Tm	S3 Tm
-----	-------------	--------	------	-------	-------	-------

(80) Marvin PIONKE

1	10:22:51.116	1:07.278	+0.192	21.809	23.662	21.807
2	10:23:58.202	1:07.086		21.841	23.517	21.728

(111) Hannes TAMMPERE

1	10:22:34.933	1:08.689	+1.256	22.244	24.008	22.437
2	10:23:43.647	1:08.714	+1.281	22.313	23.987	22.414
3	10:24:53.520	1:09.873	+2.440	23.583	24.131	22.159
4	10:26:01.469	1:07.949	+0.516	21.949	23.772	22.228
5	10:27:09.861	1:08.392	+0.959	22.417	23.483	22.492
6	10:30:39.491	3:29.630	+2:22.197	24.017	23.714	22.000
7	10:31:47.024	1:07.533	+0.100	21.961	23.601	21.971
8	10:32:54.759	1:07.735	+0.302	22.158	23.553	22.024
9	10:34:02.192	1:07.433		21.908	23.482	22.043
10	10:35:10.155	1:07.963	+0.530	21.931	23.894	22.138
11	10:36:18.203	1:08.048	+0.615	22.024	23.795	22.229

Timekeeping Ingrid and Meik Wagner:

Clerk of the course Nigel Edwards:

Steward (Chairman) Ian Watson:

Chief Scrutineer Paul Klaassen:

www.mylaps.com

Printed: 2012-10-27 10:36:43

posted at:

h

Licensed to: Motorsport Events



Rotax Int. Open Zuera 2012

Rotax Juniors Zuera 1,699 Km

RACE 3 Qualifying Heat 1 2012-10-27 12:00


Race (6 Laps) started at 12:08:11

Pos	No.	Name	Nat.	Chassis	Race Team	Laps	Total Tm	Diff	Best Tm	In Lap	km/h	Points
1	53	Guan Yu ZHOU	GBR	Tonykart	Strawberry Racing	6	6:36.522		1:05.562	3	93,292	0
2	18	Thomas PREINING	AUT	Formula K	Protrain Racing	6	6:36.687	0.165	1:05.578	6	93,269	2
3	40	Jan JONCK	DEN	Tonykart	RS Competition	6	6:37.636	1.114	1:05.585	6	93,259	3
4	61	Josh WHITE	GBR	Tonykart	Coles Racing	6	6:38.101	1.579	1:05.196	6	93,816	4
5	9	Janneau ESMEIJER	NED	Tonykart	Team TKP	6	6:39.385	2.863	1:05.791	5	92,967	5
6	74	Jai NIJJAR	GBR	Tonykart	Chris Rogers Motorsport	6	6:40.062	3.540	1:05.420	2	93,494	6
7	49	Max AITKEN	GBR	Formula K	Protrain Racing	6	6:42.717	6.195	1:06.364	4	92,164	7
8	99	Philip HAMPRECHT	GER	Tonykart	Matis Motorsport	6	6:43.100	6.578	1:06.305	5	92,246	8
9	110	Marcin LASKI	POL	CRG/Zanardi	Lapo Racing Team	6	6:43.174	6.652	1:06.368	4	92,159	9
10	15	Lars LAMBORELLE	NED	Intrepid	Team TKP	6	6:43.778	7.256	1:05.754	5	93,019	10
11	76	David WOODER	GBR	Alonso	Dan Holland Racing	6	6:43.974	7.452	1:05.989	3	92,688	11
12	41	Florian JANITS	AUT	DR	VPDR	6	6:44.917	8.395	1:06.246	3	92,329	12
13	106	Jack WEPRIN	USA	Alonso	Dan Holland Racing	6	6:45.620	9.098	1:05.834	6	92,906	13
14	82	Josh PRICE	GBR	Tonykart	CRM	6	6:47.270	10.748	1:05.299	3	93,668	14
15	54	Jay GOODWIN	GBR	Alonso	Dan Holland Racing	6	6:47.521	10.999	1:06.307	4	92,244	15
16	108	Brett WARD	GBR	Kosmic	Aim Motorsport	6	6:47.603	11.081	1:05.871	4	92,854	16
17	109	Omar ISMAIL	GBR	Formula K	Protrain Racing	6	6:48.459	11.937	1:06.529	3	91,936	17
18	117	Deniz BECKERS	NED	Intrepid	Team TKP	6	6:48.463	11.941	1:06.691	4	91,713	18
19	115	Diego BORRELLI.F	VEN	Energy	SGR	6	6:49.126	12.604	1:06.741	4	91,644	19
20	29	Teodor MORIN	SWE	Gillard	PDB	6	6:50.135	13.613	1:06.672	5	91,739	20
21	87	Tom MEIJER	NED	Tonykart	Strawberry Racing	6	6:50.369	13.847	1:05.738	6	93,042	21
22	26	Jessica BÄCKMAN	SWE	Tonykart	Strawberry Racing	6	6:51.013	14.491	1:06.483	6	91,999	22
23	16	Ryo HIROOKA	JPN	Formula K	Formula K Europe	6	6:51.042	14.520	1:05.907	3	92,803	23
24	64	Momo OKUDA	JPN	Formula K	Formula K Europe	6	6:51.498	14.976	1:06.641	6	91,781	24
25	43	Thor VIELAND CHRISTENS	DEN	Tonykart	RS Competition	6	6:51.699	15.177	1:06.165	6	92,442	25
26	17	Ralf ARON	EST	Tonykart	Aix Racing	6	6:53.796	17.274	1:05.772	6	92,994	26
27	111	Hannes TAMMPERE	EST	Tonykart	Aix Racing	6	6:57.042	20.520	1:07.376	6	90,780	27
28	85	Ermo PIHJOE	EST	Tonykart	Aix Racing Team	6	7:04.950	28.428	1:05.982	3	92,698	28
29	112	Felix KOTYK	AUT	DR	VPDR	6	7:14.073	37.551	1:07.258	3	90,939	29
30	33	Antoni PTAK	USA	Birel	Kalman Motorsport	5	5:40.740	1 Lap	1:06.490	3	91,990	30
31	80	Marvin PIONKE	GER	Kosmic	RS Competition	3	3:37.109	3 Laps	1:06.694	3	91,708	31
32	114	Frank MERILAHT	EST	Birel	Kartdago Team	1	1:35.302	5 Laps		0	-	32
33	69	Ryan ANDERTON	GBR	Tonykart	Coles Racing	1	1:35.895	5 Laps		0	-	33

Announcements

These results are provisional until the conclusion of any judicial and technical matters
 Started: 33 Classified: 33 Not classified: 0

Margin of Victory	Ø km/h	Best Lap Tm	km/h	Best Lap by
0.165	92,551	1:05.196	93,816	61 - Josh WHITE

Timekeeping Ingrid and Meik Wagner:  Clerk of the course Nigel Edwards: www.mylaps.com
 Steward (Chairman) Ian Watson: Chief Scrutineer Paul Klaassen: Licensed to: Motorsport Events
 Printed: 2012-10-27 12:19:42 posted at: h



Rotax Int. Open Zuera 2012

Rotax Juniors

Zuera 1,699 Km

RACE 3 Qualifying Heat 1

2012-10-27 12:00

Race (6 Laps) started at 12:08:11

Lap	Time of Day	Lap Tm	Diff	S1 Tm	S2 Tm	S3 Tm	Lap	Time of Day	Lap Tm	Diff	S1 Tm	S2 Tm	S3 Tm
(53) Guan Yu ZHOU													
1	12:09:19.368	1:07.929	+2.367	22.971	23.652	21.306	1	12:09:21.423	1:09.906	+3.538	24.097	24.208	21.601
2	12:10:25.015	1:05.647	+0.085	21.075	23.257	21.315	2	12:10:28.231	1:06.808	+0.440	21.665	23.666	21.477
3	12:11:30.577	1:05.562		21.313	22.959	21.290	3	12:11:34.947	1:06.716	+0.348	21.454	23.875	21.387
4	12:12:36.202	1:05.625	+0.063	21.265	23.143	21.217	4	12:12:41.315	1:06.368		21.618	23.262	21.488
5	12:13:42.207	1:06.005	+0.443	21.368	23.216	21.421	5	12:13:47.833	1:06.518	+0.150	21.770	23.234	21.514
6	12:14:47.836	1:05.629	+0.067	21.290	23.003	21.336	6	12:14:54.488	1:06.655	+0.287	21.670	23.163	21.822
(18) Thomas PREINING													
1	12:09:18.680	1:07.298	+1.720	22.553	23.369	21.376	1	12:09:22.270	1:10.214	+4.460	24.805	23.716	21.693
2	12:10:24.324	1:05.644	+0.066	21.301	23.031	21.312	2	12:10:30.807	1:08.537	+2.783	21.983	24.888	21.666
3	12:11:30.512	1:06.188	+0.610	21.331	23.113	21.744	3	12:11:36.765	1:05.958	+0.204	21.202	23.137	21.619
4	12:12:36.149	1:05.637	+0.059	21.198	23.087	21.352	4	12:12:42.537	1:05.772	+0.018	21.258	23.104	21.410
5	12:13:42.423	1:06.274	+0.696	21.659	23.226	21.389	5	12:13:48.291	1:05.754		21.331	23.103	21.320
6	12:14:48.001	1:05.578		21.321	22.955	21.302	6	12:14:55.092	1:06.801	+1.047	22.358	23.097	21.346
(40) Jan JONCK													
1	12:09:20.008	1:08.547	+2.962	22.808	24.276	21.463	1	12:09:21.886	1:10.149	+4.160	24.139	24.279	21.731
2	12:10:25.820	1:05.812	+0.227	21.335	23.074	21.403	2	12:10:30.087	1:08.201	+2.212	21.601	25.136	21.464
3	12:11:31.438	1:05.618	+0.033	21.254	22.997	21.367	3	12:11:36.076	1:05.989		21.448	22.983	21.558
4	12:12:37.292	1:05.854	+0.269	21.359	23.137	21.358	4	12:12:42.141	1:06.065	+0.076	21.368	23.132	21.565
5	12:13:43.365	1:06.073	+0.488	21.479	23.182	21.412	5	12:13:48.219	1:06.078	+0.089	21.465	23.165	21.448
6	12:14:48.950	1:05.585		21.270	22.919	21.396	6	12:14:55.288	1:07.069	+1.080	22.523	23.111	21.435
(61) Josh WHITE													
1	12:09:20.950	1:09.298	+4.102	24.011	23.722	21.565	1	12:09:20.871	1:09.244	+2.998	23.885	23.500	21.859
2	12:10:27.443	1:06.493	+1.297	21.924	23.303	21.266	2	12:10:27.530	1:06.659	+0.413	21.680	23.200	21.779
3	12:11:32.971	1:05.528	+0.332	21.310	22.859	21.359	3	12:11:33.776	1:06.246		21.486	23.062	21.698
4	12:12:38.696	1:05.725	+0.529	21.338	23.152	21.235	4	12:12:40.570	1:06.794	+0.548	21.793	23.176	21.825
5	12:13:44.219	1:05.523	+0.327	21.433	22.888	21.202	5	12:13:47.767	1:07.197	+0.951	22.233	23.331	21.633
6	12:14:49.415	1:05.196		21.266	22.651	21.279	6	12:14:56.231	1:08.464	+2.218	23.117	23.372	21.975
(9) Janneau ESMEIJER													
1	12:09:18.113	1:06.799	+1.008	22.161	23.256	21.382	1	12:09:23.949	1:11.341	+5.507	25.642	24.112	21.587
2	12:10:24.097	1:05.984	+0.193	21.424	23.111	21.449	2	12:10:31.723	1:07.774	+1.940	21.849	24.189	21.736
3	12:11:32.491	1:08.394	+2.603	21.666	23.133	23.595	3	12:11:38.242	1:06.519	+0.685	21.385	23.699	21.435
4	12:12:38.994	1:06.503	+0.712	21.594	23.550	21.359	4	12:12:44.829	1:06.587	+0.753	21.675	23.315	21.597
5	12:13:44.785	1:05.791		21.482	23.078	21.231	5	12:13:51.100	1:06.271	+0.437	21.527	23.332	21.412
6	12:14:50.699	1:05.914	+0.123	21.383	23.082	21.449	6	12:14:56.934	1:05.834		21.398	23.100	21.336
(74) Jai NIJJAR													
1	12:09:19.422	1:07.895	+2.475	22.953	23.700	21.242	1	12:09:28.841	1:16.998	+11.699	32.128	23.306	21.564
2	12:10:24.842	1:05.420		21.166	22.999	21.255	2	12:10:34.610	1:05.769	+0.470	21.561	22.947	21.261
3	12:11:32.857	1:08.015	+2.595	21.273	22.888	23.854	3	12:11:39.909	1:05.299		21.187	22.817	21.295
4	12:12:39.411	1:06.554	+1.134	21.886	23.181	21.487	4	12:12:46.162	1:06.253	+0.954	21.704	23.245	21.304
5	12:13:45.245	1:05.834	+0.414	21.343	23.024	21.467	5	12:13:52.284	1:06.122	+0.823	21.220	23.681	21.221
6	12:14:51.376	1:06.131	+0.711	21.315	23.096	21.720	6	12:14:58.584	1:06.300	+1.001	21.985	23.107	21.208
(49) Max AITKEN													
1	12:09:20.713	1:09.347	+2.983	22.851	24.477	22.019	1	12:09:21.024	1:09.313	+3.006	24.032	23.798	21.483
2	12:10:27.986	1:07.273	+0.909	21.954	23.676	21.643	2	12:10:32.756	1:11.732	+5.425	21.906	27.858	21.968
3	12:11:34.629	1:06.643	+0.279	21.618	23.417	21.608	3	12:11:39.391	1:06.635	+0.328	21.374	23.247	22.014
4	12:12:40.993	1:06.364		21.480	23.174	21.710	4	12:12:46.698	1:06.307		21.681	23.165	21.461
5	12:13:47.604	1:06.611	+0.247	21.698	23.297	21.616	5	12:13:52.221	1:06.523	+0.216	21.304	23.567	21.652
6	12:14:54.031	1:06.427	+0.063	21.607	23.235	21.585	6	12:14:58.835	1:06.614	+0.307	21.922	23.358	21.334
(99) Philip HAMPRECHT													
1	12:09:20.463	1:08.883	+2.578	23.462	23.573	21.848	1	12:09:22.373	1:10.371	+4.500	24.957	23.713	21.701
2	12:10:28.040	1:07.577	+1.272	22.270	23.797	21.510	2	12:10:34.477	1:12.104	+6.233	21.563	28.860	21.681
3	12:11:34.874	1:06.834	+0.529	21.551	23.803	21.480	3	12:11:40.469	1:05.992	+0.121	21.686	22.984	21.322
4	12:12:41.660	1:06.786	+0.481	21.760	23.412	21.614	4	12:12:46.340	1:05.871		21.358	23.181	21.332
5	12:13:47.965	1:06.305		21.733	23.047	21.525	5	12:13:52.559	1:06.219	+0.348	21.360	23.443	21.416
6	12:14:54.414	1:06.449	+0.144	22.009	22.974	21.466	6	12:14:58.917	1:06.358	+0.487	21.926	23.188	21.244
(110) Marcin LASKI													
1	12:09:24.008	1:11.400	+4.871	25.729	24.183	21.488	1	12:09:24.008	1:11.400	+4.871	25.729	24.183	21.488
2	12:10:31.158	1:07.150	+0.621	21.546	23.941	21.663	2	12:10:31.158	1:07.150	+0.621	21.546	23.941	21.663

Timekeeping Ingrid and Meik Wagner:

Clerk of the course Nigel Edwards:

www.mylaps.com

Steward (Chairman) Ian Watson:

Chief Scrutineer Paul Klaassen:

Licensed to: Motorsport Events



Rotax Int. Open Zuera 2012

Rotax Juniors

Zuera 1,699 Km

RACE 3 Qualifying Heat 1

2012-10-27 12:00

Race (6 Laps) started at 12:08:11

Lap	Time of Day	Lap Tm	Diff	S1 Tm	S2 Tm	S3 Tm	Lap	Time of Day	Lap Tm	Diff	S1 Tm	S2 Tm	S3 Tm
3	12:11:37.687	1:06.529		21.595	23.149	21.785	5	12:13:56.848	1:07.309	+1.144	21.865	23.452	21.992
4	12:12:45.108	1:07.421	+0.892	21.715	23.477	22.229	6	12:15:03.013	1:06.165		21.339	23.169	21.657
5	12:13:52.043	1:06.935	+0.406	21.700	23.572	21.663	(17) Ralf ARON						
6	12:14:59.773	1:07.730	+1.201	22.829	23.330	21.571	1	12:09:33.514	1:21.604	+15.832	36.367	23.553	21.684
(117) Deniz BECKERS						2	12:10:40.622	1:07.108	+1.336	22.153	23.230	21.725	
1	12:09:22.513	1:10.339	+3.648	24.949	23.665	21.725	3	12:11:46.661	1:06.039	+0.267	21.391	23.208	21.440
2	12:10:32.384	1:09.871	+3.180	21.542	26.191	22.138	4	12:12:52.965	1:06.304	+0.532	21.380	23.348	21.576
3	12:11:39.110	1:06.726	+0.035	21.633	23.137	21.956	5	12:13:59.338	1:06.373	+0.601	21.616	23.066	21.691
4	12:12:45.801	1:06.691		22.092	23.147	21.452	6	12:15:05.110	1:05.772		21.385	22.996	21.391
5	12:13:52.826	1:07.025	+0.334	21.486	23.776	21.763	(111) Hannes TAMMPERE						
6	12:14:59.777	1:06.951	+0.260	22.025	23.479	21.447	1	12:09:30.178	1:17.321	+9.945	30.096	24.133	23.092
(115) Diego BORRELLI.F						2	12:10:38.025	1:07.847	+0.471	22.403	23.545	21.899	
1	12:09:24.329	1:11.076	+4.335	25.819	23.658	21.599	3	12:11:45.532	1:07.507	+0.131	21.924	23.694	21.889
2	12:10:31.651	1:07.322	+0.581	21.590	23.936	21.796	4	12:12:53.094	1:07.562	+0.186	21.949	23.539	22.074
3	12:11:38.403	1:06.752	+0.011	21.417	23.855	21.480	5	12:14:00.980	1:07.886	+0.510	22.149	23.634	22.103
4	12:12:45.144	1:06.741		21.643	23.447	21.651	6	12:15:08.356	1:07.376		21.660	23.553	22.163
5	12:13:52.905	1:07.761	+1.020	21.779	24.412	21.570	(85) Ermo PIHJOE						
6	12:15:00.440	1:07.535	+0.794	22.595	23.534	21.406	1	12:09:28.673	1:15.699	+9.717	29.953	23.963	21.783
(29) Teodor MORIN						2	12:10:35.999	1:07.326	+1.344	22.528	23.237	21.561	
1	12:09:23.372	1:10.450	+3.778	25.125	23.613	21.712	3	12:11:41.981	1:05.982		21.363	23.052	21.567
2	12:10:32.448	1:09.076	+2.404	21.763	24.247	23.066	4	12:12:48.960	1:06.979	+0.997	21.508	23.575	21.896
3	12:11:39.528	1:07.080	+0.408	21.559	23.862	21.659	5	12:14:08.851	1:19.891	+13.909	21.739	24.019	34.133
4	12:12:46.878	1:07.350	+0.678	21.811	23.782	21.757	6	12:15:16.264	1:07.413	+1.431	21.867	23.373	22.173
5	12:13:53.550	1:06.672		21.506	23.511	21.655	(112) Felix KOTYK						
6	12:15:01.449	1:07.899	+1.227	22.782	23.658	21.459	1	12:09:24.676	1:11.529	+4.271	25.437	24.046	22.046
(87) Tom MEIJER						2	12:10:32.497	1:07.821	+0.563	21.570	23.850	22.401	
1	12:09:28.876	1:16.783	+11.045	31.331	23.747	21.705	3	12:11:39.755	1:07.258		22.412	23.348	21.498
2	12:10:35.516	1:06.640	+0.902	22.034	23.121	21.485	4	12:12:47.988	1:08.233	+0.975	22.749	23.822	21.662
3	12:11:41.352	1:05.836	+0.098	21.476	22.968	21.392	5	12:14:18.125	1:30.137	+22.879	21.908	24.717	43.512
4	12:12:47.560	1:06.208	+0.470	21.386	23.376	21.446	6	12:15:25.387	1:07.262	+0.004	22.042	23.545	21.675
5	12:13:55.945	1:08.385	+2.647	21.762	24.983	21.640	(33) Antoni PTAK						
6	12:15:01.683	1:05.738		21.428	23.016	21.294	1	12:09:22.074	1:10.098	+3.608	24.666	23.825	21.607
(26) Jessica BÄCKMAN						2	12:10:31.206	1:09.132	+2.642	22.213	24.772	22.147	
1	12:09:22.030	1:10.233	+3.750	24.319	24.125	21.789	3	12:11:37.696	1:06.490		21.624	23.229	21.637
2	12:10:33.097	1:11.067	+4.584	21.330	26.988	22.749	4	12:12:44.988	1:07.292	+0.802	21.925	23.725	21.642
3	12:11:39.943	1:06.846	+0.363	21.725	23.624	21.497	5	12:13:52.054	1:07.066	+0.576	21.536	23.520	22.010
4	12:12:47.255	1:07.312	+0.829	22.235	23.454	21.623	(80) Marvin PIONKE						
5	12:13:55.844	1:08.589	+2.106	22.600	24.372	21.617	1	12:09:24.784	1:12.674	+5.980	27.380	23.562	21.732
6	12:15:02.327	1:06.483		21.598	23.423	21.462	2	12:10:41.729	1:16.945	+10.251	31.649	23.503	21.793
(16) Ryo HIROOKA						3	12:11:48.423	1:06.694		21.453	23.687	21.554	
1	12:09:30.194	1:17.996	+12.089	32.461	23.327	22.208	(114) Frank MERILAHT						
2	12:10:36.153	1:05.959	+0.052	21.541	22.855	21.563	1	12:09:46.814	1:34.508		29.722	24.797	39.989
3	12:11:42.060	1:05.907		21.411	22.972	21.524	(69) Ryan ANDERTON						
4	12:12:48.031	1:05.971	+0.064	21.533	23.057	21.381	1	12:09:47.173	1:35.277		32.798	24.105	38.374
5	12:13:56.168	1:08.137	+2.230	22.041	24.463	21.633							
6	12:15:02.356	1:06.188	+0.281	21.370	23.521	21.297							
(64) Momo OKUDA													
1	12:09:23.572	1:10.562	+3.921	25.254	23.589	21.719							
2	12:10:31.611	1:08.039	+1.398	21.340	24.797	21.902							
3	12:11:39.395	1:07.784	+1.143	21.924	23.500	22.360							
4	12:12:47.037	1:07.642	+1.001	22.133	23.618	21.891							
5	12:13:56.171	1:09.134	+2.493	22.343	24.771	22.020							
6	12:15:02.812	1:06.641		21.454	23.603	21.584							
(43) Thor VIELAND CHRISTENSEN													
1	12:09:30.565	1:18.085	+11.920	32.729	23.688	21.668							
2	12:10:37.155	1:06.590	+0.425	21.553	23.445	21.592							
3	12:11:43.343	1:06.188	+0.023	21.359	23.236	21.593							
4	12:12:49.539	1:06.196	+0.031	21.389	23.252	21.555							

Timekeeping Ingrid and Meik Wagner:

Clerk of the course Nigel Edwards:

www.mylaps.com

Steward (Chairman) Ian Watson:

Chief Scrutineer Paul Klaassen:

Licensed to: Motorsport Events



Rotax Int. Open Zuera 2012

Rotax Juniors

Zuera 1,699 Km

RACE 7 Qualifying Heat 2

2012-10-27 14:40

Race (6 Laps) started at 14:43:12

Pos	No.	Name	Nat.	Chassis	Race Team	Laps	Total Tm	Diff	Best Tm	In Lap	km/h	Points
1	9	Janneau ESMEIJER	NED	Tonykart	Team TKP	6	6:37.047		1:05.710	5	93,082	0
2	61	Josh WHITE	GBR	Tonykart	Coles Racing	6	6:37.194	0.147	1:05.011	4	94,083	2
3	18	Thomas PREINING	AUT	Formula K	Protrain Racing	6	6:37.979	0.932	1:05.768	4	93,000	3
4	53	Guan Yu ZHOU	GBR	Tonykart	Strawberry Racing	6	6:38.082	1.035	1:05.571	4	93,279	4
5	40	Jan JONCK	DEN	Tonykart	RS Competition	6	6:38.168	1.121	1:05.563	4	93,290	5
6	99	Philip HAMPRECHT	GER	Tonykart	Matis Motorsport	6	6:38.335	1.288	1:05.617	6	93,214	6
7	54	Jay GOODWIN	GBR	Alonso	Dan Holland Racing	6	6:40.557	3.510	1:05.401	4	93,522	7
8	15	Lars LAMBORELLE	NED	Intrepid	Team TKP	6	6:40.614	3.567	1:05.209	3	93,797	8
9	108	Brett WARD	GBR	Kosmic	Aim Motorsport	6	6:41.121	4.074	1:05.062	3	94,009	9
10	49	Max AITKEN	GBR	Formula K	Protrain Racing	6	6:41.714	4.667	1:06.277	3	92,285	10
11	74	Jai NIJJAR	GBR	Tonykart	Chris Rogers Motorsport	6	6:41.787	4.740	1:05.780	5	92,983	11
12	17	Ralf ARON	EST	Tonykart	Aix Racing	6	6:41.824	4.777	1:05.335	4	93,616	12
13	69	Ryan ANDERTON	GBR	Tonykart	Coles Racing	6	6:42.274	5.227	1:05.478	3	93,412	13
14	76	David WOODER	GBR	Alonso	Dan Holland Racing	6	6:42.637	5.590	1:05.178	4	93,841	14
15	82	Josh PRICE	GBR	Tonykart	CRM	6	6:42.680	5.633	1:05.215	5	93,788	15
16	87	Tom MEIJER	NED	Tonykart	Strawberry Racing	6	6:43.062	6.015	1:05.741	3	93,038	16
17	16	Ryo HIROOKA	JPN	Formula K	Formula K Europe	6	6:43.205	6.158	1:05.821	5	92,925	17
18	26	Jessica BÄCKMAN	SWE	Tonykart	Strawberry Racing	6	6:43.631	6.584	1:05.917	6	92,789	18
19	117	Deniz BECKERS	NED	Intrepid	Team TKP	6	6:47.060	10.013	1:06.243	6	92,333	19
20	33	Antoni PTAK	USA	Birel	Kalman Motorsport	6	6:47.918	10.871	1:06.779	4	91,592	20
21	80	Marvin PIONKE	GER	Kosmic	RS Competition	6	6:47.965	10.918	1:05.913	4	92,795	21
22	114	Frank MERILAHT	EST	Birel	Kartdago Team	6	6:48.145	11.098	1:05.765	5	93,004	22
23	115	Diego BORRELLI.F	VEN	Energy	SGR	6	6:49.399	12.352	1:05.913	5	92,795	23
24	110	Marcin LASKI	POL	CRG/Zanardi	Lapo Racing Team	6	6:49.546	12.499	1:06.190	5	92,407	24
25	29	Teodor MORIN	SWE	Gillard	PDB	6	6:49.832	12.785	1:06.290	5	92,267	25
26	112	Felix KOTYK	AUT	DR	VPDR	6	6:49.969	12.922	1:06.276	5	92,287	26
27	41	Florian JANITS	AUT	DR	VPDR	6	6:52.363	15.316	1:06.067	5	92,579	27
28	106	Jack WEPRIN	USA	Alonso	Dan Holland Racing	6	6:52.392	15.345	1:06.239	5	92,338	28
29	43	Thor VIELAND CHRISTENS	DEN	Tonykart	RS Competition	6	6:52.460	15.413	1:05.861	5	92,868	29
30	109	Omar ISMAIL	GBR	Formula K	Protrain Racing	6	6:52.522	15.475	1:06.417	4	92,091	30
31	85	Ermo PIHJOE	EST	Tonykart	Aix Racing Team	6	7:02.108	25.061	1:06.740	5	91,645	31
32	111	Hannes TAMMPERE	EST	Tonykart	Aix Racing	4	4:39.254	2 Laps	1:07.186	3	91,037	32

Not classified

DNS	64	Momo OKUDA	JPN	Formula K	Formula K Europe			DNS		0	-	34
-----	----	------------	-----	-----------	------------------	--	--	-----	--	---	---	----

Announcements

These results are provisional until the conclusion of any judicial and technical matters

No. 26 warning board

Started: 32 Classified: 32 Not classified: 0

Margin of Victory	Ø km/h	Best Lap Tm	km/h	Best Lap by
0.147	92,428	1:05.011	94,083	61 - Josh WHITE

Official Timing www.camp-company.de / www.motorsport-events.se

Orbits

Timekeeping Ingrid and Meik Wagner:

Clerk of the course Nigel Edwards:

www.mylaps.com

Steward (Chairman) Ian Watson:

Chief Scrutineer Paul Klaassen:

Licensed to: Motorsport Events

Printed: 2012-10-27 14:51:43

posted at:

h



Rotax Int. Open Zuera 2012

Rotax Juniors

Zuera 1,699 Km

RACE 7 Qualifying Heat 2

2012-10-27 14:40

Race (6 Laps) started at 14:43:12

Lap	Time of Day	Lap Tm	Diff	S1 Tm	S2 Tm	S3 Tm	Lap	Time of Day	Lap Tm	Diff	S1 Tm	S2 Tm	S3 Tm
(9) Janneau ESMEIJER													
1	14:44:19.612	1:06.913	+1.203	22.141	23.373	21.399	1	14:44:24.099	1:10.525	+5.463	25.285	23.912	21.328
2	14:45:25.706	1:06.094	+0.384	21.452	23.174	21.468	2	14:45:30.398	1:06.299	+1.237	21.175	23.830	21.294
3	14:46:31.752	1:06.046	+0.336	21.378	23.185	21.483	3	14:46:35.460	1:05.062		21.003	22.854	21.205
4	14:47:37.625	1:05.873	+0.163	21.486	23.133	21.254	4	14:47:41.027	1:05.567	+0.505	21.675	22.827	21.065
5	14:48:43.335	1:05.710		21.254	23.165	21.291	5	14:48:46.968	1:05.941	+0.879	20.952	23.727	21.262
6	14:49:49.746	1:06.411	+0.701	21.221	23.901	21.289	6	14:49:53.820	1:06.852	+1.790	22.709	22.988	21.155
(61) Josh WHITE													
1	14:44:22.219	1:09.017	+4.006	23.778	23.576	21.663	1	14:44:21.423	1:08.619	+2.342	22.740	24.263	21.616
2	14:45:28.541	1:06.322	+1.311	21.927	23.229	21.166	2	14:45:27.720	1:06.297	+0.020	21.217	23.575	21.505
3	14:46:34.129	1:05.588	+0.577	21.060	23.165	21.363	3	14:46:33.997	1:06.277		21.514	23.300	21.463
4	14:47:39.140	1:05.011		21.127	22.712	21.172	4	14:47:40.713	1:06.716	+0.439	22.098	22.972	21.646
5	14:48:44.207	1:05.067	+0.056	21.189	22.708	21.170	5	14:48:47.883	1:07.170	+0.893	22.245	23.203	21.722
6	14:49:49.893	1:05.686	+0.675	21.159	23.253	21.274	6	14:49:54.413	1:06.530	+0.253	21.979	23.144	21.407
(18) Thomas PREINING													
1	14:44:19.890	1:07.112	+1.344	22.110	23.473	21.529	1	14:44:22.043	1:09.077	+3.297	23.629	23.846	21.602
2	14:45:26.744	1:06.854	+1.086	21.904	23.486	21.464	2	14:45:29.236	1:07.193	+1.413	22.649	23.108	21.436
3	14:46:32.810	1:06.066	+0.298	21.323	23.306	21.437	3	14:46:35.060	1:05.824	+0.044	21.038	23.019	21.767
4	14:47:38.578	1:05.768		21.222	23.075	21.471	4	14:47:41.532	1:06.472	+0.692	22.159	23.255	21.058
5	14:48:44.413	1:05.835	+0.067	21.260	23.073	21.502	5	14:48:47.312	1:05.780		21.202	23.069	21.509
6	14:49:50.678	1:06.265	+0.497	21.172	23.552	21.541	6	14:49:54.486	1:07.174	+1.394	22.615	23.182	21.377
(53) Guan Yu ZHOU													
1	14:44:20.061	1:07.126	+1.555	22.475	23.324	21.327	1	14:44:23.260	1:09.807	+4.472	24.890	23.535	21.382
2	14:45:26.010	1:05.949	+0.378	21.255	23.357	21.337	2	14:45:30.348	1:07.088	+1.753	21.630	24.065	21.393
3	14:46:31.882	1:05.872	+0.301	21.295	23.209	21.368	3	14:46:36.526	1:06.178	+0.843	21.653	23.026	21.499
4	14:47:37.453	1:05.571		21.279	22.991	21.301	4	14:47:41.861	1:05.335		21.086	22.990	21.259
5	14:48:43.217	1:05.764	+0.193	21.311	23.028	21.425	5	14:48:47.657	1:05.796	+0.461	21.091	23.106	21.599
6	14:49:50.781	1:07.564	+1.993	21.188	24.896	21.480	6	14:49:54.523	1:06.866	+1.531	22.349	23.355	21.162
(40) Jan JONCK													
1	14:44:21.492	1:08.623	+3.060	22.439	24.608	21.576	1	14:44:23.126	1:09.842	+4.364	24.470	23.966	21.406
2	14:45:27.687	1:06.195	+0.632	21.376	23.465	21.354	2	14:45:29.575	1:06.449	+0.971	21.674	23.318	21.457
3	14:46:33.330	1:05.643	+0.080	21.133	23.144	21.366	3	14:46:35.053	1:05.478		21.030	22.819	21.629
4	14:47:38.893	1:05.563		21.095	23.153	21.315	4	14:47:40.555	1:05.502	+0.024	21.281	22.905	21.316
5	14:48:45.041	1:06.148	+0.585	21.580	23.200	21.368	5	14:48:46.426	1:05.871	+0.393	21.247	23.319	21.305
6	14:49:50.867	1:05.826	+0.263	21.158	23.232	21.436	6	14:49:54.973	1:08.547	+3.069	23.795	23.574	21.178
(99) Philip HAMPRECHT													
1	14:44:21.852	1:08.758	+3.141	23.089	24.166	21.503	1	14:44:22.381	1:09.089	+3.911	23.882	23.513	21.694
2	14:45:27.881	1:06.029	+0.412	21.429	23.218	21.382	2	14:45:28.823	1:06.442	+1.264	21.841	23.234	21.367
3	14:46:33.614	1:05.733	+0.116	21.179	23.089	21.465	3	14:46:34.369	1:05.546	+0.368	21.115	23.077	21.354
4	14:47:39.536	1:05.922	+0.305	21.187	22.977	21.758	4	14:47:39.547	1:05.178		21.005	22.986	21.187
5	14:48:45.417	1:05.881	+0.264	21.256	23.118	21.507	5	14:48:47.602	1:08.055	+2.877	21.000	25.416	21.639
6	14:49:51.034	1:05.617		21.298	23.082	21.237	6	14:49:55.336	1:07.734	+2.556	22.617	23.747	21.370
(54) Jay GOODWIN													
1	14:44:22.011	1:08.873	+3.472	23.286	23.778	21.809	1	14:44:22.864	1:09.479	+4.264	24.757	23.507	21.215
2	14:45:28.573	1:06.562	+1.161	21.796	23.220	21.546	2	14:45:30.466	1:07.602	+2.387	22.955	23.484	21.163
3	14:46:34.549	1:05.976	+0.575	21.135	23.440	21.401	3	14:46:35.698	1:05.232	+0.017	21.265	22.821	21.146
4	14:47:39.950	1:05.401		21.220	22.946	21.235	4	14:47:41.459	1:05.761	+0.546	21.512	23.128	21.121
5	14:48:46.314	1:06.364	+0.963	20.929	24.047	21.388	5	14:48:46.674	1:05.215		20.996	23.047	21.172
6	14:49:53.256	1:06.942	+1.541	22.384	23.160	21.398	6	14:49:55.379	1:08.705	+3.490	23.398	23.987	21.320
(15) Lars LAMBORELLE													
1	14:44:23.645	1:09.996	+4.787	25.076	23.485	21.435	1	14:44:24.743	1:11.033	+5.292	25.523	23.983	21.527
2	14:45:30.085	1:06.440	+1.231	21.637	23.449	21.354	2	14:45:31.672	1:06.929	+1.188	21.983	23.406	21.540
3	14:46:35.294	1:05.209		21.028	22.814	21.367	3	14:46:37.413	1:05.741		21.152	23.305	21.284
4	14:47:40.737	1:05.443	+0.234	21.311	22.940	21.192	4	14:47:43.267	1:05.854	+0.113	21.209	22.994	21.651
5	14:48:46.508	1:05.771	+0.562	21.185	23.377	21.209	5	14:48:49.397	1:06.130	+0.389	21.419	22.950	21.761
6	14:49:53.313	1:06.805	+1.596	22.570	22.972	21.263	6	14:49:55.761	1:06.364	+0.623	21.513	23.425	21.426
(108) Brett WARD													
1	14:44:24.763	1:10.971	+5.150	25.567	24.039	21.365	1	14:44:24.763	1:10.971	+5.150	25.567	24.039	21.365
2	14:45:31.466	1:06.703	+0.882	21.950	23.316	21.437	2	14:45:31.466	1:06.703	+0.882	21.950	23.316	21.437

Timekeeping Ingrid and Meik Wagner:

Clerk of the course Nigel Edwards:

www.mylaps.com

Steward (Chairman) Ian Watson:

Chief Scrutineer Paul Klaassen:

Licensed to: Motorsport Events



Rotax Int. Open Zuera 2012

Rotax Juniors

Zuera 1,699 Km

RACE 7 Qualifying Heat 2

2012-10-27 14:40

Race (6 Laps) started at 14:43:12

Lap	Time of Day	Lap Tm	Diff	S1 Tm	S2 Tm	S3 Tm	Lap	Time of Day	Lap Tm	Diff	S1 Tm	S2 Tm	S3 Tm
3	14:46:37.479	1:06.013	+0.192	21.178	23.582	21.253	5	14:48:56.077	1:06.290		21.449	23.203	21.638
4	14:47:43.644	1:06.165	+0.344	21.643	23.116	21.406	6	14:50:02.531	1:06.454	+0.164	21.243	23.574	21.637
5	14:48:49.465	1:05.821		21.542	22.928	21.351	(112) Felix KOTYK						
6	14:49:55.904	1:06.439	+0.618	21.375	23.364	21.700	1	14:44:27.598	1:13.420	+7.144	26.516	23.899	23.005
(26) Jessica BÄCKMAN							2	14:45:34.987	1:07.389	+1.113	22.012	23.515	21.862
1	14:44:22.850	1:09.631	+3.714	24.370	23.730	21.531	3	14:46:43.034	1:08.047	+1.771	22.029	23.490	22.528
2	14:45:31.295	1:08.445	+2.528	22.614	24.375	21.456	4	14:47:49.888	1:06.854	+0.578	21.602	23.734	21.518
3	14:46:37.225	1:05.930	+0.013	21.209	23.184	21.537	5	14:48:56.164	1:06.276		21.457	23.207	21.612
4	14:47:43.919	1:06.694	+0.777	22.034	23.254	21.406	6	14:50:02.668	1:06.504	+0.228	21.590	23.328	21.586
5	14:48:50.413	1:06.494	+0.577	21.615	23.365	21.514	(41) Florian JANITS						
6	14:49:56.330	1:05.917		21.339	23.153	21.425	1	14:44:32.034	1:18.967	+12.900	33.454	23.780	21.733
(117) Deniz BECKERS							2	14:45:38.462	1:06.428	+0.361	21.613	23.272	21.543
1	14:44:26.115	1:12.570	+6.327	25.447	24.629	22.494	3	14:46:44.818	1:06.356	+0.289	21.538	23.179	21.639
2	14:45:33.419	1:07.304	+1.061	22.108	23.509	21.687	4	14:47:51.530	1:06.712	+0.645	21.460	23.470	21.782
3	14:46:40.868	1:07.449	+1.206	21.846	23.630	21.973	5	14:48:57.597	1:06.067		21.333	22.975	21.759
4	14:47:47.149	1:06.281	+0.038	21.421	23.174	21.686	6	14:50:05.062	1:07.465	+1.398	21.637	23.927	21.901
5	14:48:53.516	1:06.367	+0.124	21.651	23.060	21.656	(106) Jack WEPRIN						
6	14:49:59.759	1:06.243		21.506	23.155	21.582	1	14:44:25.464	1:11.642	+5.403	25.999	23.804	21.839
(33) Antoni PTAK							2	14:45:32.314	1:06.850	+0.611	21.578	23.594	21.678
1	14:44:24.646	1:11.286	+4.507	24.495	24.961	21.830	3	14:46:42.698	1:10.384	+4.145	25.094	23.458	21.832
2	14:45:32.468	1:07.822	+1.043	21.844	24.041	21.937	4	14:47:51.059	1:08.361	+2.122	21.626	25.072	21.663
3	14:46:39.853	1:07.385	+0.606	21.672	23.939	21.774	5	14:48:57.298	1:06.239		21.278	23.228	21.733
4	14:47:46.632	1:06.779		21.791	23.253	21.735	6	14:50:05.091	1:07.793	+1.554	21.589	24.152	22.052
5	14:48:53.424	1:06.792	+0.013	21.659	23.441	21.692	(43) Thor VIELAND CHRISTENSEN						
6	14:50:00.617	1:07.193	+0.414	22.132	23.495	21.566	1	14:44:26.194	1:12.328	+6.467	26.027	24.202	22.099
(80) Marvin PIONKE							2	14:45:33.498	1:07.304	+1.443	21.702	24.099	21.503
1	14:44:25.249	1:11.760	+5.847	26.001	24.004	21.755	3	14:46:42.061	1:08.563	+2.702	21.674	24.846	22.043
2	14:45:33.822	1:08.573	+2.660	22.569	24.530	21.474	4	14:47:51.332	1:09.271	+3.410	22.347	25.044	21.880
3	14:46:41.360	1:07.538	+1.625	21.700	23.600	22.238	5	14:48:57.193	1:05.861		21.321	22.983	21.557
4	14:47:47.273	1:05.913		21.221	23.182	21.510	6	14:50:05.159	1:07.966	+2.105	21.498	24.263	22.205
5	14:48:53.779	1:06.506	+0.593	21.886	23.185	21.435	(109) Omar ISMAIL						
6	14:50:00.664	1:06.885	+0.972	21.855	23.587	21.443	1	14:44:26.089	1:12.138	+5.721	25.889	23.986	22.263
(114) Frank MERILAHT							2	14:45:33.962	1:07.873	+1.456	22.441	23.978	21.454
1	14:44:25.579	1:11.849	+6.084	24.907	24.941	22.001	3	14:46:41.427	1:07.465	+1.048	21.640	23.686	22.139
2	14:45:32.566	1:06.987	+1.222	21.742	23.514	21.731	4	14:47:47.844	1:06.417		21.553	23.281	21.583
3	14:46:41.405	1:08.839	+3.074	21.644	24.070	23.125	5	14:48:54.275	1:06.431	+0.014	21.640	23.392	21.399
4	14:47:48.517	1:07.112	+1.347	22.070	23.425	21.617	6	14:50:05.221	1:10.946	+4.529	21.661	27.425	21.860
5	14:48:54.282	1:05.765		21.363	23.089	21.313	(85) Ermo PIHJOE						
6	14:50:00.844	1:06.562	+0.797	21.995	23.239	21.328	1	14:44:28.094	1:14.061	+7.321	26.797	24.243	23.021
(115) Diego BORRELLI.F							2	14:45:35.574	1:07.480	+0.740	22.342	23.564	21.574
1	14:44:27.725	1:13.637	+7.724	26.833	24.589	22.215	3	14:46:42.751	1:07.177	+0.437	21.956	23.621	21.600
2	14:45:34.752	1:07.027	+1.114	21.571	23.592	21.864	4	14:48:00.987	1:18.236	+11.496	21.802	34.337	22.097
3	14:46:41.748	1:06.996	+1.083	21.935	23.473	21.588	5	14:49:07.727	1:06.740		21.648	23.472	21.620
4	14:47:48.019	1:06.271	+0.358	21.608	23.175	21.488	6	14:50:14.807	1:07.080	+0.340	21.824	23.352	21.904
5	14:48:53.932	1:05.913		21.383	23.184	21.346	(111) Hannes TAMMPERE						
6	14:50:02.098	1:08.166	+2.253	22.363	24.451	21.352	1	14:44:28.088	1:14.147	+6.961	26.845	24.480	22.822
(110) Marcin LASKI							2	14:45:36.437	1:08.349	+1.163	22.372	23.867	22.110
1	14:44:22.599	1:09.576	+3.386	23.038	24.969	21.569	3	14:46:43.623	1:07.186		21.766	23.478	21.942
2	14:45:34.558	1:11.959	+5.769	26.380	23.798	21.781	4	14:47:51.953	1:08.330	+1.144	21.759	24.229	22.342
3	14:46:41.609	1:07.051	+0.861	22.028	23.508	21.515	(29) Teodor MORIN						
4	14:47:48.440	1:06.831	+0.641	21.904	23.475	21.452	1	14:44:26.596	1:12.582	+6.292	26.497	23.898	22.187
5	14:48:54.630	1:06.190		21.799	23.084	21.307	2	14:45:34.692	1:08.096	+1.806	22.087	23.934	22.075
6	14:50:02.245	1:07.615	+1.425	21.884	24.462	21.269	3	14:46:42.199	1:07.507	+1.217	22.089	23.513	21.905
(29) Teodor MORIN							4	14:47:49.787	1:07.588	+1.298	22.023	23.857	21.708



Rotax Int. Open Zuera 2012

Rotax Juniors Zuera 1,699 Km

RACE 11 Qualifying Heat 3 2012-10-27 16:00

Race (6 Laps) started at 16:03:25


Pos	No.	Name	Nat.	Chassis	Race Team	Laps	Total Tm	Diff	Best Tm	In Lap	km/h	Points
1	9	Janneau ESMEIJER	NED	Tonykart	Team TKP	6	6:36.759		1:05.669	4	93,140	0
2	74	Jai NIJJAR	GBR	Tonykart	Chris Rogers Motorsport	6	6:37.697	0.938	1:05.674	4	93,133	2
3	53	Guan Yu ZHOU	GBR	Tonykart	Strawberry Racing	6	6:40.690	3.931	1:05.674	2	93,133	3
4	54	Jay GOODWIN	GBR	Alonso	Dan Holland Racing	6	6:40.804	4.045	1:05.673	2	93,134	4
5	18	Thomas PREINING	AUT	Formula K	Protrain Racing	6	6:40.907	4.148	1:05.739	4	93,041	5
6	15	Lars LAMBORELLE	NED	Intrepid	Team TKP	6	6:41.909	5.150	1:05.460	4	93,437	6
7	49	Max AITKEN	GBR	Formula K	Protrain Racing	6	6:42.330	5.571	1:05.862	2	92,867	7
8	108	Brett WARD	GBR	Kosmic	Aim Motorsport	6	6:42.436	5.677	1:05.352	4	93,592	8
9	40	Jan JONCK	DEN	Tonykart	RS Competition	6	6:42.547	5.788	1:05.650	4	93,167	9
10	17	Ralf ARON	EST	Tonykart	Aix Racing	6	6:42.619	5.860	1:05.837	4	92,902	10
11	87	Tom MEIJER	NED	Tonykart	Strawberry Racing	6	6:42.921	6.162	1:05.842	5	92,895	11
12	16	Ryo HIROOKA	JPN	Formula K	Formula K Europe	6	6:42.986	6.227	1:05.632	6	93,192	12
13	114	Frank MERILAHT	EST	Birel	Kartdago Team	6	6:44.333	7.574	1:06.209	2	92,380	13
14	82	Josh PRICE	GBR	Tonykart	CRM	6	6:44.986	8.227	1:05.324	4	93,632	14
15	80	Marvin PIONKE	GER	Kosmic	RS Competition	6	6:45.644	8.885	1:06.319	6	92,227	15
16	61	Josh WHITE	GBR	Tonykart	Coles Racing	6	6:46.417	9.658	1:05.240	4	93,752	16
17	106	Jack WEPRIN	USA	Alonso	Dan Holland Racing	6	6:46.907	10.148	1:05.996	4	92,678	17
18	33	Antoni PTAK	USA	Birel	Kalman Motorsport	6	6:47.146	10.387	1:06.613	6	91,820	18
19	76	David WOODER	GBR	Alonso	Dan Holland Racing	6	6:47.241	10.482	1:05.881	6	92,840	19
20	85	Ermo PIHJOE	EST	Tonykart	Aix Racing Team	6	6:48.574	11.815	1:06.622	6	91,808	20
21	29	Teodor MORIN	SWE	Gillard	PDB	6	6:49.030	12.271	1:05.979	4	92,702	21
22	99	Philip HAMPRECHT	GER	Tonykart	Matis Motorsport	6	6:51.067	14.308	1:06.105	6	92,526	22
23	115	Diego BORRELLI.F	VEN	Energy	SGR	6	6:51.598	14.839	1:05.935	6	92,764	23
24	26	Jessica BÄCKMAN	SWE	Tonykart	Strawberry Racing	6	6:52.378	15.619	1:06.614	3	91,819	24
25	41	Florian JANITS	AUT	DR	VPDR	6	6:53.053	16.294	1:06.169	6	92,436	25
26	109	Omar ISMAIL	GBR	Formula K	Protrain Racing	6	6:53.667	16.908	1:06.825	6	91,529	26
27	43	Thor VIELAND CHRISTENS	DEN	Tonykart	RS Competition	6	6:54.297	17.538	1:06.115	4	92,512	27
28	110	Marcin LASKI	POL	CRG/Zanardi	Lapo Racing Team	6	6:55.434	18.675	1:06.686	6	91,719	28
29	111	Hannes TAMMPERE	EST	Tonykart	Aix Racing	6	6:56.527	19.768	1:07.432	4	90,705	29
30	117	Deniz BECKERS	NED	Intrepid	Team TKP	6	6:56.715	19.956	1:05.821	6	92,925	30
31	69	Ryan ANDERTON	GBR	Tonykart	Coles Racing	6	6:59.956	23.197	1:05.649	6	93,168	31
32	112	Felix KOTYK	AUT	DR	VPDR	6	7:13.385	36.626	1:07.178	6	91,048	32

Not classified												
DNS	64	Momo OKUDA	JPN	Formula K	Formula K Europe			DNS		0	-	34

Announcements

These results are provisional until the conclusion of any judicial and technical matters
 No. 41 warning board
 Started: 32 Classified: 32 Not classified: 0

Margin of Victory	Ø km/h	Best Lap Tm	km/h	Best Lap by
0.938	92,495	1:05.240	93,752	61 - Josh WHITE

Timekeeping Ingrid and Meik Wagner:  Clerk of the course Nigel Edwards: www.mylaps.com

Steward (Chairman) Ian Watson: Chief Scrutineer Paul Klaassen: Licensed to: Motorsport Events



Rotax Int. Open Zuera 2012

Rotax Juniors

Zuera 1,699 Km

RACE 11 Qualifying Heat 3

2012-10-27 16:00

Race (6 Laps) started at 16:03:25

Lap	Time of Day	Lap Tm	Diff	S1 Tm	S2 Tm	S3 Tm	Lap	Time of Day	Lap Tm	Diff	S1 Tm	S2 Tm	S3 Tm
(9) Janneau ESMEIJER													
1	16:04:32.556	1:07.207	+1.538	22.357	23.364	21.486	1	16:04:36.150	1:10.622	+4.972	23.721	25.050	21.851
2	16:05:38.580	1:06.024	+0.355	21.419	23.206	21.399	2	16:05:42.333	1:06.183	+0.533	21.150	23.699	21.334
3	16:06:44.383	1:05.803	+0.134	21.274	23.048	21.481	3	16:06:49.144	1:06.811	+1.161	21.712	23.627	21.472
4	16:07:50.052	1:05.669		21.191	23.099	21.379	4	16:07:54.794	1:05.650		21.210	23.127	21.313
5	16:08:55.761	1:05.709	+0.040	21.243	23.129	21.337	5	16:09:00.568	1:05.774	+0.124	21.243	23.210	21.321
6	16:10:02.108	1:06.347	+0.678	21.314	23.726	21.307	6	16:10:07.896	1:07.328	+1.678	21.687	23.961	21.680
(74) Jai NIJJAR													
1	16:04:32.828	1:07.212	+1.538	22.395	23.324	21.493	1	16:04:35.639	1:09.521	+3.684	24.017	24.062	21.442
2	16:05:38.656	1:05.828	+0.154	21.311	23.218	21.299	2	16:05:41.842	1:06.203	+0.366	21.268	23.457	21.478
3	16:06:44.458	1:05.802	+0.128	21.268	23.160	21.374	3	16:06:47.994	1:06.152	+0.315	21.568	23.228	21.356
4	16:07:50.132	1:05.674		21.347	23.070	21.257	4	16:07:53.831	1:05.837		21.574	23.053	21.210
5	16:08:55.814	1:05.682	+0.008	21.255	23.157	21.270	5	16:08:59.985	1:06.154	+0.317	21.116	23.460	21.578
6	16:10:03.046	1:07.232	+1.558	21.338	23.948	21.946	6	16:10:07.968	1:07.983	+2.146	22.159	24.265	21.559
(53) Guan Yu ZHOU													
1	16:04:34.980	1:09.388	+3.714	23.230	24.786	21.372	1	16:04:36.123	1:09.739	+3.897	24.335	23.728	21.676
2	16:05:40.654	1:05.674		21.226	23.250	21.198	2	16:05:42.912	1:06.789	+0.947	22.102	23.315	21.372
3	16:06:46.531	1:05.877	+0.203	21.176	23.375	21.326	3	16:06:49.078	1:06.166	+0.324	21.219	23.409	21.538
4	16:07:52.447	1:05.916	+0.242	21.295	23.104	21.517	4	16:07:55.002	1:05.924	+0.082	21.537	22.970	21.417
5	16:08:58.735	1:06.288	+0.614	21.971	23.178	21.139	5	16:09:00.844	1:05.842		21.336	22.980	21.526
6	16:10:06.039	1:07.304	+1.630	22.010	23.721	21.573	6	16:10:08.270	1:07.426	+1.584	21.398	24.070	21.958
(54) Jay GOODWIN													
1	16:04:34.925	1:09.149	+3.476	23.569	24.108	21.472	1	16:04:37.851	1:11.358	+5.726	25.878	23.936	21.544
2	16:05:40.598	1:05.673		21.061	23.227	21.385	2	16:05:44.536	1:06.685	+1.053	21.695	23.318	21.672
3	16:06:46.397	1:05.799	+0.126	21.043	23.256	21.500	3	16:06:50.629	1:06.093	+0.461	21.633	23.119	21.341
4	16:07:52.807	1:06.410	+0.737	21.949	23.122	21.339	4	16:07:56.882	1:06.253	+0.621	21.664	23.163	21.426
5	16:08:58.572	1:05.765	+0.092	21.339	23.053	21.373	5	16:09:02.703	1:05.821	+0.189	21.258	23.056	21.507
6	16:10:06.153	1:07.581	+1.908	22.027	23.595	21.959	6	16:10:08.335	1:05.632		21.283	22.983	21.366
(18) Thomas PREINING													
1	16:04:34.325	1:08.900	+3.161	23.528	23.801	21.571	1	16:04:37.776	1:11.379	+5.170	25.729	24.025	21.625
2	16:05:40.371	1:06.046	+0.307	21.300	23.248	21.498	2	16:05:43.985	1:06.209		21.334	23.384	21.491
3	16:06:46.902	1:06.531	+0.792	21.710	23.358	21.463	3	16:06:50.402	1:06.417	+0.208	21.502	23.264	21.651
4	16:07:52.641	1:05.739		21.341	23.110	21.288	4	16:07:56.857	1:06.455	+0.246	21.442	23.373	21.640
5	16:08:58.388	1:05.747	+0.008	21.318	23.043	21.386	5	16:09:03.222	1:06.365	+0.156	21.660	23.270	21.535
6	16:10:06.256	1:07.868	+2.129	22.751	23.877	21.240	6	16:10:09.682	1:06.460	+0.251	21.381	23.487	21.592
(15) Lars LAMBORELLE													
1	16:04:36.345	1:10.040	+4.580	24.578	23.731	21.731	1	16:04:40.575	1:14.530	+9.206	26.947	26.122	21.461
2	16:05:41.937	1:05.592	+0.132	21.147	23.143	21.302	2	16:05:47.926	1:07.351	+2.027	21.226	24.597	21.528
3	16:06:47.831	1:05.894	+0.434	21.264	23.154	21.476	3	16:06:53.656	1:05.730	+0.406	21.241	23.105	21.384
4	16:07:53.291	1:05.460		21.152	23.004	21.304	4	16:07:58.980	1:05.324		21.075	22.998	21.251
5	16:08:58.985	1:05.694	+0.234	21.289	23.191	21.214	5	16:09:04.946	1:05.966	+0.642	21.591	23.054	21.321
6	16:10:07.258	1:08.273	+2.813	21.917	24.884	21.472	6	16:10:10.335	1:05.389	+0.065	21.095	22.914	21.380
(49) Max AITKEN													
1	16:04:35.432	1:09.914	+4.052	24.014	24.356	21.544	1	16:04:37.235	1:11.057	+4.738	25.268	24.003	21.786
2	16:05:41.294	1:05.862		21.260	23.225	21.377	2	16:05:44.091	1:06.856	+0.537	21.619	23.512	21.725
3	16:06:47.220	1:05.926	+0.064	21.300	23.195	21.431	3	16:06:50.538	1:06.447	+0.128	21.681	23.324	21.442
4	16:07:53.178	1:05.958	+0.096	21.198	23.269	21.491	4	16:07:57.300	1:06.762	+0.443	21.847	23.442	21.473
5	16:08:59.602	1:06.424	+0.562	21.686	23.327	21.411	5	16:09:04.674	1:07.374	+1.055	21.421	23.489	22.464
6	16:10:07.679	1:08.077	+2.215	22.342	23.846	21.889	6	16:10:10.993	1:06.319		21.608	23.220	21.491
(108) Brett WARD													
1	16:04:36.547	1:10.329	+4.977	24.251	24.057	22.021	1	16:04:42.450	1:16.597	+11.357	31.544	23.640	21.413
2	16:05:42.469	1:05.922	+0.570	21.592	23.164	21.166	2	16:05:49.075	1:06.625	+1.385	21.607	23.408	21.610
3	16:06:48.220	1:05.751	+0.399	21.367	23.082	21.302	3	16:06:55.095	1:06.020	+0.780	21.639	22.978	21.403
4	16:07:53.572	1:05.352		21.173	22.891	21.288	4	16:08:00.335	1:05.240		21.251	22.758	21.231
5	16:08:59.833	1:06.261	+0.909	21.222	23.682	21.357	5	16:09:06.416	1:06.081	+0.841	21.301	23.562	21.218
6	16:10:07.785	1:07.952	+2.600	22.327	23.708	21.917	6	16:10:11.766	1:05.350	+0.110	21.081	22.871	21.398
(40) Jan JONCK													
1	16:04:39.596	1:12.655	+6.659	26.182	24.886	21.587	1	16:04:39.596	1:12.655	+6.659	26.182	24.886	21.587
2	16:05:46.303	1:06.707	+0.711	21.816	23.472	21.419	2	16:05:46.303	1:06.707	+0.711	21.816	23.472	21.419

Timekeeping Ingrid and Meik Wagner:

Clerk of the course Nigel Edwards:

www.mylaps.com

Steward (Chairman) Ian Watson:

Chief Scrutineer Paul Klaassen:

Licensed to: Motorsport Events



Rotax Int. Open Zuera 2012

Rotax Juniors

Zuera 1,699 Km

RACE 11 Qualifying Heat 3

2012-10-27 16:00

Race (6 Laps) started at 16:03:25

Lap	Time of Day	Lap Tm	Diff	S1 Tm	S2 Tm	S3 Tm
3	16:06:52.825	1:06.522	+0.526	21.351	23.576	21.595
4	16:07:58.821	1:05.996		21.246	23.362	21.388
5	16:09:05.597	1:06.776	+0.780	21.393	23.964	21.419
6	16:10:12.256	1:06.659	+0.663	21.419	23.057	22.183

(33) Antoni PTAK

1	16:04:37.602	1:11.574	+4.961	25.937	24.068	21.569
2	16:05:44.618	1:07.016	+0.403	21.865	23.292	21.859
3	16:06:51.805	1:07.187	+0.574	21.825	23.556	21.806
4	16:07:58.436	1:06.631	+0.018	21.506	23.436	21.689
5	16:09:05.882	1:07.446	+0.833	22.466	23.376	21.604
6	16:10:12.495	1:06.613		21.269	23.658	21.686

(76) David WOODER

1	16:04:41.565	1:15.616	+9.735	29.272	24.702	21.642
2	16:05:48.510	1:06.945	+1.064	21.350	23.820	21.775
3	16:06:54.570	1:06.060	+0.179	21.132	23.402	21.526
4	16:08:00.536	1:05.966	+0.085	21.231	23.183	21.552
5	16:09:06.709	1:06.173	+0.292	21.191	23.728	21.254
6	16:10:12.590	1:05.881		20.940	23.262	21.679

(85) Ermo PIHJOE

1	16:04:38.922	1:12.147	+5.525	26.136	24.323	21.688
2	16:05:45.741	1:06.819	+0.197	21.676	23.560	21.583
3	16:06:52.878	1:07.137	+0.515	21.847	23.810	21.480
4	16:07:59.655	1:06.777	+0.155	21.613	23.638	21.526
5	16:09:07.301	1:07.646	+1.024	21.886	24.311	21.449
6	16:10:13.923	1:06.622		21.820	23.299	21.503

(29) Teodor MORIN

1	16:04:40.998	1:13.379	+7.400	25.649	25.966	21.764
2	16:05:48.027	1:07.029	+1.050	21.519	23.937	21.573
3	16:06:55.451	1:07.424	+1.445	21.548	23.717	22.159
4	16:08:01.430	1:05.979		21.086	23.242	21.651
5	16:09:07.738	1:06.308	+0.329	21.213	23.490	21.605
6	16:10:14.379	1:06.641	+0.662	21.465	23.616	21.560

(99) Philip HAMPRECHT

1	16:04:44.351	1:18.605	+12.500	24.250	32.500	21.855
2	16:05:50.801	1:06.450	+0.345	21.662	23.285	21.503
3	16:06:56.998	1:06.197	+0.092	21.360	23.236	21.601
4	16:08:03.763	1:06.765	+0.660	21.711	23.492	21.562
5	16:09:10.311	1:06.548	+0.443	21.614	23.353	21.581
6	16:10:16.416	1:06.105		21.513	23.188	21.404

(115) Diego BORRELLI.F

1	16:04:41.644	1:13.856	+7.921	26.025	26.201	21.630
2	16:05:48.848	1:07.204	+1.269	21.541	23.561	22.102
3	16:06:55.804	1:06.956	+1.021	22.219	23.324	21.413
4	16:08:01.919	1:06.115	+0.180	21.563	23.165	21.387
5	16:09:11.012	1:09.093	+3.158	24.060	23.561	21.472
6	16:10:16.947	1:05.935		21.439	23.161	21.335

(26) Jessica BÄCKMAN

1	16:04:42.090	1:16.232	+9.618	29.538	24.807	21.887
2	16:05:50.262	1:08.172	+1.558	22.383	24.117	21.672
3	16:06:56.876	1:06.614		21.356	23.570	21.688
4	16:08:03.689	1:06.813	+0.199	21.525	23.607	21.681
5	16:09:10.871	1:07.182	+0.568	21.753	23.733	21.696
6	16:10:17.727	1:06.856	+0.242	21.854	23.424	21.578

(41) Florian JANITS

1	16:04:41.974	1:16.267	+10.098	28.625	25.785	21.857
2	16:05:49.427	1:07.453	+1.284	21.955	23.913	21.585
3	16:06:56.631	1:07.204	+1.035	21.677	23.832	21.695
4	16:08:04.142	1:07.511	+1.342	22.312	23.437	21.762

Lap	Time of Day	Lap Tm	Diff	S1 Tm	S2 Tm	S3 Tm
5	16:09:12.233	1:08.091	+1.922	21.997	24.525	21.569
6	16:10:18.402	1:06.169		21.573	23.102	21.494

(109) Omar ISMAIL

1	16:04:42.089	1:15.402	+8.577	26.268	27.444	21.690
2	16:05:49.680	1:07.591	+0.766	22.251	23.783	21.557
3	16:06:56.658	1:06.978	+0.153	21.503	23.926	21.549
4	16:08:04.194	1:07.536	+0.711	21.633	23.968	21.935
5	16:09:12.191	1:07.997	+1.172	22.100	24.191	21.706
6	16:10:19.016	1:06.825		21.988	23.258	21.579

(43) Thor VIELAND CHRISTENSEN

1	16:04:38.237	1:11.619	+5.504	26.162	23.920	21.537
2	16:05:48.423	1:10.186	+4.071	23.298	25.120	21.768
3	16:06:55.659	1:07.236	+1.121	22.363	23.423	21.450
4	16:08:01.774	1:06.115		21.564	23.140	21.411
5	16:09:13.323	1:11.549	+5.434	26.194	23.737	21.618
6	16:10:19.646	1:06.323	+0.208	21.446	23.227	21.650

(110) Marcin LASKI

1	16:04:45.673	1:19.995	+13.309	24.067	33.868	22.060
2	16:05:52.939	1:07.266	+0.580	21.919	23.669	21.678
3	16:07:00.461	1:07.522	+0.836	21.991	23.844	21.687
4	16:08:07.226	1:06.765	+0.079	21.859	23.413	21.493
5	16:09:14.097	1:06.871	+0.185	21.770	23.344	21.757
6	16:10:20.783	1:06.686		21.850	23.243	21.593

(111) Hannes TAMPERE

1	16:04:41.378	1:13.834	+6.402	25.897	26.010	21.927
2	16:05:50.350	1:08.972	+1.540	22.999	24.020	21.953
3	16:06:57.882	1:07.532	+0.100	21.942	23.627	21.963
4	16:08:05.314	1:07.432		21.880	23.710	21.842
5	16:09:14.006	1:08.692	+1.260	22.738	24.080	21.874
6	16:10:21.876	1:07.870	+0.438	22.274	23.727	21.869

(117) Deniz BECKERS

1	16:04:38.150	1:11.913	+6.092	26.180	24.000	21.733
2	16:05:56.386	1:18.236	+12.415	31.181	25.151	21.904
3	16:07:03.536	1:07.150	+1.329	21.771	23.315	22.064
4	16:08:10.074	1:06.538	+0.717	21.519	23.277	21.742
5	16:09:16.243	1:06.169	+0.348	21.434	23.202	21.533
6	16:10:22.064	1:05.821		21.460	22.917	21.444

(69) Ryan ANDERTON

1	16:04:55.055	1:29.116	+23.467	43.839	23.628	21.649
2	16:06:01.494	1:06.439	+0.790	21.419	23.402	21.618
3	16:07:07.824	1:06.330	+0.681	21.627	23.204	21.499
4	16:08:13.768	1:05.944	+0.295	21.371	23.184	21.389
5	16:09:19.656	1:05.888	+0.239	21.375	23.162	21.351
6	16:10:25.305	1:05.649		21.265	23.029	21.355

(112) Felix KOTYK

1	16:05:01.492	1:34.456	+27.278	25.875	46.472	22.109
2	16:06:09.130	1:07.638	+0.460	22.005	23.674	21.959
3	16:07:16.986	1:07.856	+0.678	22.043	23.788	22.025
4	16:08:24.367	1:07.381	+0.203	21.882	23.694	21.805
5	16:09:31.556	1:07.189	+0.011	21.697	23.557	21.935
6	16:10:38.734	1:07.178		21.689	23.709	21.780



Rotax Int. Open 2012

Rotax Max Juniors

Zuera / Spain

Ranking after Heats

Pos.	No.	Firstname	Lastname	Nat.	Chassis	Race Team	QP	Points	Diff.	QH1	QH2	QH3
1	9	Janneau	ESMEIJER	NED	Tonykart	Team TKP	1	5		5	0	0
2	53	Guan Yu	ZHOU	GBR	Tonykart	Strawberry Racing	4	7	-2	0	4	3
3	18	Thomas	PREINING	AUT	Formula K	Protrain Racing	3	10	-5	2	3	5
4	40	Jan	JONCK	DEN	Tonykart	RS Competition	5	17	-12	3	5	9
5	74	Jai	NIJJAR	GBR	Tonykart	Chris Rogers Motorsport	7	19	-14	6	11	2
6	61	Josh	WHITE	GBR	Tonykart	Coles Racing	10	22	-17	4	2	16
7	49	Max	AITKEN	GBR	Formula K	Protrain Racing	2	24	-19	7	10	7
8	15	Lars	LAMBORELLE	NED	Intrepid	Team TKP	20	24	-19	10	8	6
9	54	Jay	GOODWIN	GBR	Alonso	Dan Holland Racing	11	26	-21	15	7	4
10	108	Brett	WARD	GBR	Kosmic	Aim Motorsport	18	33	-28	16	9	8
11	99	Philip	HAMPRECHT	GER	Tonykart	Matis Motorsport	8	36	-31	8	6	22
12	82	Josh	PRICE	GBR	Tonykart	CRM	14	43	-38	14	15	14
13	76	David	WOODER	GBR	Alonso	Dan Holland Racing	12	44	-39	11	14	19
14	17	Ralf	ARON	EST	Tonykart	Aix Racing	16	48	-43	26	12	10
15	87	Tom	MEIJER	NED	Tonykart	Strawberry Racing	22	48	-43	21	16	11
16	16	Ryo	HIROOKA	JPN	Formula K	Formula K Europe	24	52	-47	23	17	12
17	106	Jack	WEPRIN	USA	Alonso	Dan Holland Racing	25	58	-53	13	28	17
18	110	Marcin	LASKI	POL	CRG/Zanardi	Lapo Racing Team	6	61	-56	9	24	28
19	41	Florian	JANITS	AUT	DR	VPDR	9	64	-59	12	27	25
20	26	Jessica	BÄCKMAN	SWE	Tonykart	Strawberry Racing	13	64	-59	22	18	24
21	115	Diego	BORRELLI.F	VEN	Energy	SGR	33	65	-60	19	23	23
22	29	Teodor	MORIN	SWE	Gillard	PDB	29	66	-61	20	25	21
23	80	Marvin	PIONKE	GER	Kosmic	RS Competition	19	67	-62	31	21	15
24	117	Deniz	BECKERS	NED	Intrepid	Team TKP	21	67	-62	18	19	30
25	114	Frank	MERILAHT	EST	Birel	Kartdago Team	23	67	-62	32	22	13
26	33	Antoni	PTAK	USA	Birel	Kalman Motorsport	17	68	-63	30	20	18
27	109	Omar	ISMAIL	GBR	Formula K	Protrain Racing	28	73	-68	17	30	26
28	69	Ryan	ANDERTON	GBR	Tonykart	Coles Racing	15	77	-72	33	13	31
29	85	Ermo	PIHJOE	EST	Tonykart	Aix Racing Team	30	79	-74	28	31	20
30	43	Thor	VIELAND CHRISTE	DEN	Tonykart	RS Competition	26	81	-76	25	29	27
31	112	Felix	KOTYK	AUT	DR	VPDR	32	87	-82	29	26	32
32	111	Hannes	TAMMPERE	EST	Tonykart	Aix Racing	27	88	-83	27	32	29
33	64	Momo	OKUDA	JPN	Formula K	Formula K Europe	31	92	-87	24	34	34

Pos. 1 - 34 qualified for Prefinal

Announcements:

These results are provisional until the conclusion of any judicial and technical matters

Clerk of the course Nigel Edwards:

Stewards (Chairman) Ian Watson:

Timekeeping Ingrid/Meik Wagner:

Scrutineer Paul Klaassen:

Printed: 2012-10-27 17:31

Posted at: h

Rotax Int. Open 2012
 Class: Rotax Max Juniors
 Date/Time: 2012-10-28 11:00

Track: Zuera / Spain
 Heat: Prefinal
 Laps: 9

Edition 1

Momo OKUDA	64	Points 92 Quali Rank 31	17			Quali Rank 0
	33				34	
Felix KOTYK	112	Points 87 Quali Rank 32	16	Hannes TAMMPERE	111	Points 88 Quali Rank 27
	31				32	
Ermo PIHJOE	85	Points 79 Quali Rank 30	15	Thor VIELAND CHRIS	43	Points 81 Quali Rank 26
	29				30	
Omar ISMAIL	109	Points 73 Quali Rank 28	14	Ryan ANDERTON	69	Points 77 Quali Rank 15
	27				28	
Frank MERILAHT	114	Points 67 Quali Rank 23	13	Antoni PTAK	33	Points 68 Quali Rank 17
	25				26	
Marvin PIONKE	80	Points 67 Quali Rank 19	12	Deniz BECKERS	117	Points 67 Quali Rank 21
	23				24	
Diego BORRELLI.F	115	Points 65 Quali Rank 33	11	Teodor MORIN	29	Points 66 Quali Rank 29
	21				22	
Florian JANITS	41	Points 64 Quali Rank 9	10	Jessica BÄCKMAN	26	Points 64 Quali Rank 13
	19				20	
Jack WEPRIN	106	Points 58 Quali Rank 25	9	Marcin LASKI	110	Points 61 Quali Rank 6
	17				18	
Tom MEIJER	87	Points 48 Quali Rank 22	8	Ryo HIROOKA	16	Points 52 Quali Rank 24
	15				16	
David WOODER	76	Points 44 Quali Rank 12	7	Ralf ARON	17	Points 48 Quali Rank 16
	13				14	
Philip HAMPRECHT	99	Points 36 Quali Rank 8	6	Josh PRICE	82	Points 43 Quali Rank 14
	11				12	
Jay GOODWIN	54	Points 26 Quali Rank 11	5	Brett WARD	108	Points 33 Quali Rank 18
	9				10	
Max AITKEN	49	Points 24 Quali Rank 2	4	Lars LAMBORELLE	15	Points 24 Quali Rank 20
	7				8	
Jai NIJJAR	74	Points 19 Quali Rank 7	3	Josh WHITE	61	Points 22 Quali Rank 10
	5				6	
Thomas PREINING	18	Points 10 Quali Rank 3	2	Jan JONCK	40	Points 17 Quali Rank 5
	3				4	
Janneau ESMEIJER	9	Points 5 Quali Rank 1	1	Guan Yu ZHOU	53	Points 7 Quali Rank 4
	1				2	

Pole Position

Clerk of the course Nigel Edwards:
 Stewards (Chairman) Ian Watson:

Scrutineer Paul Klaassen:
 Timekeeping Ingrid/Meik Wagner:



Rotax Int. Open Zuera 2012

Rotax Juniors

Zuera 1,699 Km

Warm up

2012-10-28 09:30

Practice (6:00 Time) started at 9:30:00

Pos	No.	Name	Nat.	Chassis	Race Team	Laps	Best Tm	Diff	Gap In Lap	km/h
1	61	Josh WHITE	GBR	Tonykart	Coles Racing	5	1:04.899		5	94,245
2	82	Josh PRICE	GBR	Tonykart	CRM	5	1:05.088	0.189	0.189	5 93,971
3	53	Guan Yu ZHOU	GBR	Tonykart	Strawberry Racing	5	1:05.105	0.206	0.017	4 93,947
4	108	Brett WARD	GBR	Kosmic	Aim Motorsport	5	1:05.118	0.219	0.013	5 93,928
5	76	David WOODER	GBR	Alonso	Dan Holland Racing	5	1:05.191	0.292	0.073	5 93,823
6	69	Ryan ANDERTON	GBR	Tonykart	Coles Racing	5	1:05.252	0.353	0.061	5 93,735
7	17	Ralf ARON	EST	Tonykart	Aix Racing	5	1:05.255	0.356	0.003	4 93,731
8	9	Janneau ESMEIJER	NED	Tonykart	Team TKP	4	1:05.348	0.449	0.093	4 93,597
9	18	Thomas PREINING	AUT	Formula K	Protrain Racing	4	1:05.367	0.468	0.019	4 93,570
10	40	Jan JONCK	DEN	Tonykart	RS Competition	5	1:05.557	0.658	0.190	5 93,299
11	54	Jay GOODWIN	GBR	Alonso	Dan Holland Racing	4	1:05.683	0.784	0.126	2 93,120
12	99	Philip HAMPRECHT	GER	Tonykart	Matis Motorsport	5	1:05.698	0.799	0.015	3 93,099
13	43	Thor VIELAND CHRISTEN	DEN	Tonykart	RS Competition	5	1:05.715	0.816	0.017	5 93,075
14	106	Jack WEPRIN	USA	Alonso	Dan Holland Racing	5	1:05.818	0.919	0.103	4 92,929
15	114	Frank MERILAH	EST	Birel	Kartdago Team	5	1:05.831	0.932	0.013	5 92,911
16	49	Max AITKEN	GBR	Formula K	Protrain Racing	5	1:05.874	0.975	0.043	4 92,850
17	16	Ryo HIROOKA	JPN	Formula K	Formula K Europe	5	1:05.877	0.978	0.003	2 92,846
18	15	Lars LAMBORELLE	NED	Intrepid	Team TKP	5	1:05.888	0.989	0.011	3 92,830
19	117	Deniz BECKERS	NED	Intrepid	Team TKP	5	1:05.977	1.078	0.089	5 92,705
20	110	Marcin LASKI	POL	CRG/Zanardi	Lapo Racing Team	5	1:06.078	1.179	0.101	3 92,563
21	26	Jessica BÄCKMAN	SWE	Tonykart	Strawberry Racing	5	1:06.109	1.210	0.031	5 92,520
22	41	Florian JANITS	AUT	DR	VPDR	5	1:06.319	1.420	0.210	4 92,227
23	115	Diego BORRELLI.F	VEN	Energy	SGR	4	1:06.425	1.526	0.106	4 92,080
24	85	Ermo PIHJOE	EST	Tonykart	Aix Racing Team	4	1:06.467	1.568	0.042	4 92,022
25	112	Felix KOTYK	AUT	DR	VPDR	5	1:06.533	1.634	0.066	5 91,930
26	87	Tom MEIJER	NED	Tonykart	Strawberry Racing	5	1:06.579	1.680	0.046	3 91,867
27	29	Teodor MORIN	SWE	Gillard	PDB	5	1:06.609	1.710	0.030	5 91,825
28	33	Antoni PTAK	USA	Birel	Kalman Motorsport	5	1:06.726	1.827	0.117	3 91,664
29	109	Omar ISMAIL	GBR	Formula K	Protrain Racing	5	1:07.376	2.477	0.650	5 90,780
30	111	Hannes TAMMPERE	EST	Tonykart	Aix Racing	4	1:07.415	2.516	0.039	2 90,728
31	80	Marvin PIONKE	GER	Kosmic	RS Competition	1	1:08.780	3.881	1.365	1 88,927

Not classified

DNS	64	Momo OKUDA	JPN	Formula K	Formula K Europe				0	-
DNS	74	Jai NIJJAR	GBR	Tonykart	Chris Rogers Motorsport				0	-

Timekeeping Ingrid and Meik Wagner:

Clerk of the course Nigel Edwards:

www.mylaps.com

Steward (Chairman) Ian Watson:

Chief Scrutineer Paul Klaassen:

Licensed to: Motorsport Events

Printed: 2012-10-28 09:37:41

posted at:

h



Rotax Int. Open Zuera 2012

Rotax Juniors

Zuera 1,699 Km

Warm up

2012-10-28 09:30

Practice (6:00 Time) started at 9:30:01

Lap	Time of Day	Lap Tm	Diff	S1 Tm	S2 Tm	S3 Tm
(61) Josh WHITE						
1	9:32:38.021	1:06.264	+1.365	21.466	23.328	21.470
2	9:33:43.630	1:05.609	+0.710	21.215	23.174	21.220
3	9:34:49.458	1:05.828	+0.929	21.100	23.522	21.206
4	9:35:55.106	1:05.648	+0.749	21.213	23.349	21.086
5	9:37:00.005	1:04.899		21.069	22.791	21.039

Lap	Time of Day	Lap Tm	Diff	S1 Tm	S2 Tm	S3 Tm
(82) Josh PRICE						
1	9:32:43.684	1:06.237	+1.149	21.399	23.349	21.489
2	9:33:49.271	1:05.587	+0.499	21.227	23.120	21.240
3	9:34:54.583	1:05.312	+0.224	21.069	22.962	21.281
4	9:35:59.862	1:05.279	+0.191	21.096	23.033	21.150
5	9:37:04.950	1:05.088		21.005	22.886	21.197

Lap	Time of Day	Lap Tm	Diff	S1 Tm	S2 Tm	S3 Tm
(53) Guan Yu ZHOU						
1	9:32:31.967	1:06.208	+1.103	21.468	23.349	21.391
2	9:33:37.592	1:05.625	+0.520	21.211	23.246	21.168
3	9:34:43.140	1:05.548	+0.443	21.164	23.160	21.224
4	9:35:48.245	1:05.105		21.081	22.987	21.037
5	9:36:53.968	1:05.723	+0.618	21.506	23.098	21.119

Lap	Time of Day	Lap Tm	Diff	S1 Tm	S2 Tm	S3 Tm
(108) Brett WARD						
1	9:32:27.019	1:06.320	+1.202	21.621	23.486	21.213
2	9:33:33.019	1:06.000	+0.882	21.468	23.237	21.295
3	9:34:38.418	1:05.399	+0.281	21.244	23.012	21.143
4	9:35:43.795	1:05.377	+0.259	21.200	23.016	21.161
5	9:36:48.913	1:05.118		21.105	22.898	21.115

Lap	Time of Day	Lap Tm	Diff	S1 Tm	S2 Tm	S3 Tm
(76) David WOODER						
1	9:32:35.873	1:06.007	+0.816	21.245	23.482	21.280
2	9:33:41.263	1:05.390	+0.199	20.931	23.227	21.232
3	9:34:46.586	1:05.323	+0.132	21.027	23.106	21.190
4	9:35:52.109	1:05.523	+0.332	21.035	23.050	21.438
5	9:36:57.300	1:05.191		20.978	22.969	21.244

Lap	Time of Day	Lap Tm	Diff	S1 Tm	S2 Tm	S3 Tm
(69) Ryan ANDERTON						
1	9:32:37.146	1:06.744	+1.492	21.563	23.590	21.591
2	9:33:42.849	1:05.703	+0.451	21.216	23.265	21.222
3	9:34:48.671	1:05.822	+0.570	21.207	23.448	21.167
4	9:35:54.181	1:05.510	+0.258	21.160	23.146	21.204
5	9:36:59.433	1:05.252		21.141	23.024	21.087

Lap	Time of Day	Lap Tm	Diff	S1 Tm	S2 Tm	S3 Tm
(17) Ralf ARON						
1	9:32:38.547	1:06.226	+0.971	21.314	23.425	21.487
2	9:33:44.871	1:06.324	+1.069	21.178	23.740	21.406
3	9:34:50.465	1:05.594	+0.339	21.039	23.146	21.409
4	9:35:55.720	1:05.255		21.006	23.063	21.186
5	9:37:01.164	1:05.444	+0.189	21.197	23.004	21.243

Lap	Time of Day	Lap Tm	Diff	S1 Tm	S2 Tm	S3 Tm
(9) Janneau ESMEIJER						
1	9:32:49.177	1:06.161	+0.813	21.464	23.304	21.393
2	9:33:54.769	1:05.592	+0.244	21.200	23.086	21.306
3	9:35:00.535	1:05.766	+0.418	21.504	23.058	21.204
4	9:36:05.883	1:05.348		21.189	23.008	21.151

Lap	Time of Day	Lap Tm	Diff	S1 Tm	S2 Tm	S3 Tm
(18) Thomas PREINING						
1	9:32:23.998	1:06.453	+1.086	21.558	23.418	21.477
2	9:33:30.099	1:06.101	+0.734	21.416	23.308	21.377
3	9:34:35.852	1:05.753	+0.386	21.248	23.224	21.281
4	9:35:41.219	1:05.367		21.082	23.096	21.189

Lap	Time of Day	Lap Tm	Diff	S1 Tm	S2 Tm	S3 Tm
(40) Jan JONCK						
1	9:32:34.780	1:06.614	+1.057	21.539	23.552	21.523
2	9:33:41.183	1:06.403	+0.846	21.142	23.763	21.498
3	9:34:47.162	1:05.979	+0.422	21.515	23.189	21.275

Lap	Time of Day	Lap Tm	Diff	S1 Tm	S2 Tm	S3 Tm
4	9:35:52.762	1:05.600	+0.043	21.304	23.131	21.165
5	9:36:58.319	1:05.557		21.260	23.054	21.243

Lap	Time of Day	Lap Tm	Diff	S1 Tm	S2 Tm	S3 Tm
(54) Jay GOODWIN						
1	9:32:49.871	1:06.991	+1.308	22.071	23.395	21.525
2	9:33:55.554	1:05.683		21.083	23.214	21.386
3	9:35:02.241	1:06.687	+1.004	21.252	24.028	21.407
4	9:36:08.131	1:05.890	+0.207	21.321	23.156	21.413

Lap	Time of Day	Lap Tm	Diff	S1 Tm	S2 Tm	S3 Tm
(99) Philip HAMPRECHT						
1	9:32:32.239	1:06.960	+1.262	21.614	23.601	21.745
2	9:33:38.385	1:06.146	+0.448	21.522	23.141	21.483
3	9:34:44.083	1:05.698		21.283	23.104	21.311
4	9:35:49.815	1:05.732	+0.034	21.353	23.029	21.350
5	9:36:55.834	1:06.019	+0.321	21.348	23.134	21.537

Lap	Time of Day	Lap Tm	Diff	S1 Tm	S2 Tm	S3 Tm
(43) Thor VIELAND CHRISTENSEN						
1	9:32:30.860	1:07.717	+2.002	22.080	23.924	21.713
2	9:33:37.212	1:06.352	+0.637	21.450	23.389	21.513
3	9:34:43.943	1:06.731	+1.016	21.773	23.578	21.380
4	9:35:50.436	1:06.493	+0.778	21.587	23.352	21.554
5	9:36:56.151	1:05.715		21.250	23.219	21.246

Lap	Time of Day	Lap Tm	Diff	S1 Tm	S2 Tm	S3 Tm
(106) Jack WEPRIN						
1	9:32:36.655	1:07.181	+1.363	21.597	23.820	21.764
2	9:33:42.795	1:06.140	+0.322	21.233	23.391	21.516
3	9:34:49.122	1:06.327	+0.509	21.414	23.578	21.335
4	9:35:54.940	1:05.818		21.164	23.280	21.374
5	9:37:01.066	1:06.126	+0.308	21.629	23.218	21.279

Lap	Time of Day	Lap Tm	Diff	S1 Tm	S2 Tm	S3 Tm
(114) Frank MERILAHT						
1	9:32:33.298	1:06.985	+1.154	21.565	23.766	21.654
2	9:33:39.868	1:06.570	+0.739	21.472	23.502	21.596
3	9:34:46.251	1:06.383	+0.552	21.474	23.403	21.506
4	9:35:52.459	1:06.208	+0.377	21.627	23.157	21.424
5	9:36:58.290	1:05.831		21.277	23.160	21.394

Lap	Time of Day	Lap Tm	Diff	S1 Tm	S2 Tm	S3 Tm
(49) Max AITKEN						
1	9:32:30.298	1:07.100	+1.226	21.952	23.701	21.447
2	9:33:36.660	1:06.362	+0.488	21.505	23.434	21.423
3	9:34:43.445	1:06.785	+0.911	21.516	23.667	21.602
4	9:35:49.319	1:05.874		21.400	23.141	21.333
5	9:36:55.584	1:06.265	+0.391	21.358	23.525	21.382

Lap	Time of Day	Lap Tm	Diff	S1 Tm	S2 Tm	S3 Tm
(16) Ryo HIROOKA						
1	9:32:29.877	1:06.967	+1.090	22.105	23.358	21.504
2	9:33:35.754	1:05.877		21.399	23.101	21.377
3	9:34:41.692	1:05.938	+0.061	21.235	23.424	21.279
4	9:35:47.944	1:06.252	+0.375	21.216	23.561	21.475
5	9:36:55.159	1:07.215	+1.338	21.464	24.260	21.491

Lap	Time of Day	Lap Tm	Diff	S1 Tm	S2 Tm	S3 Tm
(15) Lars LAMBORELLE						
1	9:32:28.099	1:06.092	+0.204	21.393	23.350	21.349
2	9:33:34.703	1:06.604	+0.716	21.117	24.198	21.289
3	9:34:40.591	1:05.888		21.084	23.365	21.439
4	9:35:47.869	1:07.278	+1.390	21.567	24.162	21.549
5	9:36:53.917	1:06.048	+0.160	21.460	23.353	21.235

Lap	Time of Day	Lap Tm	Diff	S1 Tm	S2 Tm	S3 Tm
(117) Deniz BECKERS						
1	9:32:22.147	1:06.990	+1.013	21.836	23.577	21.577
2	9:33:28.894	1:06.747	+0.770	21.536	23.551	21.660
3	9:34:35.191	1:06.297	+0.320	21.346	23.266	21.685
4	9:35:41.198	1:06.007	+0.030	21.446	23.092	21.469
5	9:36:47.175	1:05.977		21.326	23.280	21.371

Lap	Time of Day	Lap Tm	Diff	S1 Tm	S2 Tm	S3 Tm
(110) Marcin LASKI						

Timekeeping Ingrid and Meik Wagner:

Clerk of the course Nigel Edwards:

www.mylaps.com

Steward (Chairman) Ian Watson:



Rotax Int. Open Zuera 2012

Rotax Juniors

Zuera 1,699 Km

Warm up

2012-10-28 09:30

Practice (6:00 Time) started at 9:30:01

Lap	Time of Day	Lap Tm	Diff	S1 Tm	S2 Tm	S3 Tm
1	9:32:26.776	1:07.429	+1.351	21.907	23.866	21.656
2	9:33:35.553	1:08.777	+2.699	22.107	25.173	21.497
3	9:34:41.631	1:06.078		21.307	23.432	21.339
4	9:35:48.004	1:06.373	+0.295	21.526	23.504	21.343
5	9:36:55.501	1:07.497	+1.419	22.501	23.456	21.540

(26) Jessica BÄCKMAN

1	9:32:33.609	1:06.976	+0.867	21.506	23.815	21.655
2	9:33:40.426	1:06.817	+0.708	21.565	23.468	21.784
3	9:34:46.585	1:06.159	+0.050	21.281	23.311	21.567
4	9:35:52.725	1:06.140	+0.031	21.434	23.195	21.511
5	9:36:58.834	1:06.109		21.591	23.103	21.415

(41) Florian JANITS

1	9:32:27.927	1:07.628	+1.309	22.189	23.785	21.654
2	9:33:35.261	1:07.334	+1.015	21.668	24.095	21.571
3	9:34:42.314	1:07.053	+0.734	21.567	23.907	21.579
4	9:35:48.633	1:06.319		21.589	23.172	21.558
5	9:36:55.438	1:06.805	+0.486	21.756	23.375	21.674

(115) Diego BORRELLI.F

1	9:32:48.081	1:07.349	+0.924	21.931	23.570	21.848
2	9:33:54.679	1:06.598	+0.173	21.577	23.498	21.523
3	9:35:02.123	1:07.444	+1.019	21.943	24.054	21.447
4	9:36:08.548	1:06.425		21.874	23.225	21.326

(85) Ermo PIHJOE

1	9:32:44.794	1:06.907	+0.440	21.808	23.474	21.625
2	9:33:51.954	1:07.160	+0.693	21.698	23.487	21.975
3	9:35:02.953	1:10.999	+4.532	21.760	27.665	21.574
4	9:36:09.420	1:06.467		21.559	23.328	21.580

(112) Felix KOTYK

1	9:32:41.022	1:07.682	+1.149	21.971	23.917	21.794
2	9:33:48.021	1:06.999	+0.466	21.648	23.654	21.697
3	9:34:54.565	1:06.544	+0.011	21.615	23.416	21.513
4	9:36:01.325	1:06.760	+0.227	21.609	23.557	21.594
5	9:37:07.858	1:06.533		21.426	23.541	21.566

(87) Tom MEIJER

1	9:32:27.550	1:07.408	+0.829	21.877	23.673	21.858
2	9:33:34.461	1:06.911	+0.332	21.421	23.954	21.536
3	9:34:41.040	1:06.579		21.250	23.862	21.467
4	9:35:47.645	1:06.605	+0.026	21.286	23.456	21.863
5	9:36:54.963	1:07.318	+0.739	22.275	23.567	21.476

(29) Teodor MORIN

1	9:32:34.180	1:07.136	+0.527	21.590	23.724	21.822
2	9:33:41.708	1:07.528	+0.919	21.425	24.315	21.788
3	9:34:48.669	1:06.961	+0.352	21.495	23.878	21.588
4	9:35:55.560	1:06.891	+0.282	21.703	23.560	21.628
5	9:37:02.169	1:06.609		21.833	23.364	21.412

(33) Antoni PTAK

1	9:32:26.960	1:07.868	+1.142	22.194	24.011	21.663
2	9:33:34.044	1:07.084	+0.358	21.760	23.685	21.639
3	9:34:40.770	1:06.726		21.384	23.872	21.470
4	9:35:47.735	1:06.965	+0.239	21.404	23.464	22.097
5	9:36:55.107	1:07.372	+0.646	21.308	24.366	21.698

(109) Omar ISMAIL

1	9:32:33.506	1:08.284	+0.908	22.350	23.977	21.957
2	9:33:41.218	1:07.712	+0.336	22.064	23.953	21.695
3	9:34:51.392	1:10.174	+2.798	21.933	25.682	22.559
4	9:35:59.344	1:07.952	+0.576	21.721	23.832	22.399
5	9:37:06.720	1:07.376		21.963	23.686	21.727

Lap	Time of Day	Lap Tm	Diff	S1 Tm	S2 Tm	S3 Tm
(111) Hannes TAMPERE						
1	9:32:41.896	1:08.674	+1.259	22.501	24.241	21.932
2	9:33:49.311	1:07.415		21.883	23.617	21.915
3	9:34:57.256	1:07.945	+0.530	22.153	23.826	21.966
4	9:36:05.120	1:07.864	+0.449	22.024	23.870	21.970

(80) Marvin PIONKE

1	9:32:37.213	1:08.780		21.939	24.113	22.728
---	-------------	-----------------	--	--------	---------------	--------





Rotax Int. Open Zuera 2012

Rotax Juniors

Zuera 1,699 Km

Pre-Final

2012-10-28 11:00

Race (9 Laps) started at 11:03:30

Pos	No.	Name	Nat.	Chassis	Race Team	Laps	Total Tm	Diff	Best Tm	In Lap	km/h	Points
1	74	Jai NIJJAR	GBR	Tonykart	Chris Rogers Motorsport	9	9:46.517		1:04.730	5	94,491	0
2	9	Janneau ESMEIJER	NED	Tonykart	Team TKP	9	9:48.080	1.563	1:04.714	6	94,514	0
3	18	Thomas PREINING	AUT	Formula K	Protrain Racing	9	9:48.270	1.753	1:04.624	5	94,646	0
4	53	Guan Yu ZHOU	GBR	Tonykart	Strawberry Racing	9	9:48.358	1.841	1:04.571	6	94,724	0
5	82	Josh PRICE	GBR	Tonykart	CRM	9	9:49.272	2.755	1:04.306	5	95,114	0
6	108	Brett WARD	GBR	Kosmic	Aim Motorsport	9	9:50.098	3.581	1:04.536	6	94,775	0
7	69	Ryan ANDERTON	GBR	Tonykart	Coles Racing	9	9:53.199	6.682	1:04.336	8	95,070	0
8	15	Lars LAMBORELLE	NED	Intrepid	Team TKP	9	9:53.278	6.761	1:04.764	6	94,441	0
9	49	Max AITKEN	GBR	Formula K	Protrain Racing	9	9:53.524	7.007	1:04.739	8	94,478	0
10	76	David WOODER	GBR	Alonso	Dan Holland Racing	9	9:53.544	7.027	1:04.969	3	94,143	0
11	54	Jay GOODWIN	GBR	Alonso	Dan Holland Racing	9	9:53.738	7.221	1:04.771	5	94,431	0
12	16	Ryo HIROOKA	JPN	Formula K	Formula K Europe	9	9:54.047	7.530	1:04.698	8	94,538	0
13	40	Jan JONCK	DEN	Tonykart	RS Competition	9	9:54.101	7.584	1:05.084	5	93,977	0
14	17	Ralf ARON	EST	Tonykart	Aix Racing	9	9:54.156	7.639	1:04.799	6	94,390	0
15	106	Jack WEPRIN	USA	Alonso	Dan Holland Racing	9	9:55.673	9.156	1:05.026	6	94,061	0
16	61	Josh WHITE	GBR	Tonykart	Coles Racing	9	9:55.980	9.463	1:04.115	8	95,397	0
17	41	Florian JANITS	AUT	DR	VPDR	9	9:56.374	9.857	1:04.963	6	94,152	0
18	87	Tom MEIJER	NED	Tonykart	Strawberry Racing	9	9:56.420	9.903	1:05.146	6	93,888	0
19	26	Jessica BÄCKMAN	SWE	Tonykart	Strawberry Racing	9	9:56.930	10.413	1:05.268	8	93,712	0
20	114	Frank MERILAHT	EST	Birel	Kartdago Team	9	9:58.076	11.559	1:05.019	7	94,071	0
21	99	Philip HAMPRECHT	GER	Tonykart	Matis Motorsport	9	9:58.345	11.828	1:05.104	9	93,948	0
22	109	Omar ISMAIL	GBR	Formula K	Protrain Racing	9	10:00.962	14.445	1:05.678	9	93,127	0
23	33	Antoni PTAK	USA	Birel	Kalman Motorsport	9	10:01.491	14.974	1:05.299	9	93,668	0
24	80	Marvin PIONKE	GER	Kosmic	RS Competition	9	10:01.675	15.158	1:05.364	9	93,574	0
25	115	Diego BORRELLI.F	VEN	Energy	SGR	9	10:01.806	15.289	1:04.954	9	94,165	0
26	29	Teodor MORIN	SWE	Gillard	PDB	9	10:02.157	15.640	1:05.720	7	93,068	0
27	85	Ermo PIHJOE	EST	Tonykart	Aix Racing Team	9	10:02.204	15.687	1:05.427	9	93,484	0
28	112	Felix KOTYK	AUT	DR	VPDR	9	10:02.851	16.334	1:05.340	7	93,609	0
29	111	Hannes TAMMPERE	EST	Tonykart	Aix Racing	9	10:09.692	23.175	1:06.332	6	92,209	0
30	117	Deniz BECKERS	NED	Intrepid	Team TKP	9	10:10.712	24.195	1:04.901	7	94,242	0
31	43	Thor VIELAND CHRISTENS	DEN	Tonykart	RS Competition	9	10:12.515	25.998	1:05.082	7	93,980	0
32	110	Marcin LASKI	POL	CRG/Zanardi	Lapo Racing Team		1.403	9 Laps		0	-	0

Not classified

DNS	64	Momo OKUDA	JPN	Formula K	Formula K Europe			DNS		0	-	0
-----	----	------------	-----	-----------	------------------	--	--	-----	--	---	---	---

Announcements

These results are provisional until the conclusion of any judicial and technical matters

No. 43 + 117 time penalty 10 sec / reason leaving corridor

Started: 32 Classified: 32 Not classified: 0

Margin of Victory	Ø km/h	Best Lap Tm	km/h	Best Lap by
1.563	93,855	1:04.115	95,397	61 - Josh WHITE

Official Timing www.camp-company.de / www.motorsport-events.se

Orbits

Timekeeping Ingrid and Meik Wagner:

Clerk of the course Nigel Edwards:

www.mylaps.com

Steward (Chairman) Ian Watson:

Chief Scrutineer Paul Klaassen:

Licensed to: Motorsport Events

Printed: 2012-10-28 11:15:11

posted at:

h



Rotax Int. Open Zuera 2012

Rotax Juniors

Zuera 1,699 Km

Pre-Final

2012-10-28 11:00

Race (9 Laps) started at 11:03:30

Lap	Time of Day	Lap Tm	Diff	S1 Tm	S2 Tm	S3 Tm	Lap	Time of Day	Lap Tm	Diff	S1 Tm	S2 Tm	S3 Tm
(74) Jai NIJJAR													
1	11:04:37.236	1:06.772	+2.042	22.516	23.190	21.066	1	11:04:41.679	1:10.265	+5.929	24.734	24.278	21.253
2	11:05:42.386	1:05.150	+0.420	20.980	23.065	21.105	2	11:05:47.109	1:05.430	+1.094	21.203	23.169	21.058
3	11:06:47.464	1:05.078	+0.348	20.996	22.916	21.166	3	11:06:52.437	1:05.328	+0.992	21.357	22.985	20.986
4	11:07:52.643	1:05.179	+0.449	21.235	22.908	21.036	4	11:07:57.430	1:04.993	+0.657	21.138	22.903	20.952
5	11:08:57.373	1:04.730		20.813	22.803	21.114	5	11:09:02.115	1:04.685	+0.349	20.752	22.873	21.060
6	11:10:02.121	1:04.748	+0.018	20.761	22.967	21.020	6	11:10:06.809	1:04.694	+0.358	20.839	22.782	21.073
7	11:11:07.178	1:05.057	+0.327	21.040	22.869	21.148	7	11:11:11.688	1:04.879	+0.543	20.718	23.168	20.993
8	11:12:12.041	1:04.863	+0.133	20.929	22.787	21.147	8	11:12:16.024	1:04.336		20.790	22.654	20.892
9	11:13:16.850	1:04.809	+0.079	20.911	22.807	21.091	9	11:13:23.532	1:07.508	+3.172	22.174	23.687	21.647
(69) Ryan ANDERTON													
1	11:04:36.787	1:06.454	+1.740	22.009	23.173	21.272	1	11:04:40.178	1:09.475	+4.711	23.985	24.158	21.332
2	11:05:42.001	1:05.214	+0.500	21.071	22.973	21.170	2	11:05:45.400	1:05.222	+0.458	21.015	23.050	21.157
3	11:06:47.030	1:05.029	+0.315	21.057	22.829	21.143	3	11:06:50.233	1:04.833	+0.069	20.895	22.912	21.026
4	11:07:52.046	1:05.016	+0.302	21.098	22.776	21.142	4	11:07:55.453	1:05.220	+0.456	21.149	23.018	21.053
5	11:08:57.013	1:04.967	+0.253	20.973	22.925	21.069	5	11:09:00.414	1:04.961	+0.197	20.922	22.916	21.123
6	11:10:01.727	1:04.714		20.837	22.858	21.019	6	11:10:05.178	1:04.764		20.822	22.747	21.195
7	11:11:07.493	1:05.766	+1.052	21.750	22.853	21.163	7	11:11:11.013	1:05.835	+1.071	20.973	23.807	21.055
8	11:12:12.558	1:05.065	+0.351	20.948	23.066	21.051	8	11:12:15.895	1:04.882	+0.118	20.759	22.990	21.133
9	11:13:18.413	1:05.855	+1.141	21.055	23.628	21.172	9	11:13:23.611	1:07.716	+2.952	22.231	23.655	21.830
(9) Janneau ESMEIJER													
1	11:04:36.993	1:06.594	+1.970	22.005	23.330	21.259	1	11:04:38.480	1:07.895	+3.156	23.332	23.280	21.283
2	11:05:42.514	1:05.521	+0.897	21.103	23.404	21.014	2	11:05:44.003	1:05.523	+0.784	21.220	23.112	21.191
3	11:06:47.546	1:05.032	+0.408	20.980	22.997	21.055	3	11:06:49.560	1:05.557	+0.818	21.138	23.083	21.336
4	11:07:52.592	1:05.046	+0.422	21.079	22.866	21.101	4	11:07:55.188	1:05.628	+0.889	21.280	23.050	21.298
5	11:08:57.216	1:04.624		20.795	22.760	21.069	5	11:09:00.960	1:05.772	+1.033	21.259	23.367	21.146
6	11:10:02.070	1:04.854	+0.230	20.784	22.982	21.088	6	11:10:05.982	1:05.022	+0.283	21.111	22.828	21.083
7	11:11:07.067	1:04.997	+0.373	20.893	22.948	21.156	7	11:11:11.203	1:05.221	+0.482	20.832	23.267	21.122
8	11:12:12.339	1:05.272	+0.648	21.155	23.102	21.015	8	11:12:15.942	1:04.739		20.924	22.848	20.967
9	11:13:18.603	1:06.264	+1.640	21.508	23.500	21.256	9	11:13:23.857	1:07.915	+3.176	22.331	24.020	21.564
(18) Thomas PREINING													
1	11:04:37.672	1:07.189	+2.618	22.591	23.188	21.410	1	11:04:40.003	1:09.180	+4.211	24.317	23.599	21.264
2	11:05:43.116	1:05.444	+0.873	21.106	23.170	21.168	2	11:05:45.478	1:05.475	+0.506	21.268	23.133	21.074
3	11:06:47.931	1:04.815	+0.244	20.931	22.811	21.073	3	11:06:50.447	1:04.969		20.900	23.007	21.062
4	11:07:52.697	1:04.766	+0.195	20.979	22.848	20.939	4	11:07:55.699	1:05.252	+0.283	21.290	22.963	20.999
5	11:08:57.652	1:04.955	+0.384	20.964	22.966	21.025	5	11:09:00.741	1:05.042	+0.073	20.849	23.104	21.089
6	11:10:02.223	1:04.571		20.765	22.824	20.982	6	11:10:06.084	1:05.343	+0.374	21.402	22.882	21.059
7	11:11:07.117	1:04.894	+0.323	21.040	22.878	20.976	7	11:11:12.635	1:06.551	+1.582	20.953	24.545	21.053
8	11:12:12.443	1:05.326	+0.755	20.902	23.366	21.038	8	11:12:17.701	1:05.066	+0.097	21.137	22.934	20.995
9	11:13:18.691	1:06.248	+1.677	21.018	24.052	21.178	9	11:13:23.877	1:06.176	+1.207	21.774	23.148	21.254
(53) Guan Yu ZHOU													
1	11:04:41.576	1:10.726	+6.420	24.581	24.903	21.242	1	11:04:39.805	1:09.149	+4.378	24.108	23.699	21.342
2	11:05:46.738	1:05.162	+0.856	20.857	23.353	20.952	2	11:05:45.094	1:05.289	+0.518	20.998	23.053	21.238
3	11:06:51.927	1:05.189	+0.883	21.273	22.811	21.105	3	11:06:49.978	1:04.884	+0.113	20.930	22.879	21.075
4	11:07:56.798	1:04.871	+0.565	20.859	23.064	20.948	4	11:07:55.229	1:05.251	+0.480	20.965	23.110	21.176
5	11:09:01.104	1:04.306		20.644	22.689	20.973	5	11:09:00.000	1:04.771		20.766	22.848	21.157
6	11:10:05.711	1:04.607	+0.301	20.806	22.837	20.964	6	11:10:04.994	1:04.994	+0.223	20.955	22.801	21.238
7	11:11:10.453	1:04.742	+0.436	20.674	23.040	21.028	7	11:11:12.279	1:07.285	+2.514	21.973	24.063	21.249
8	11:12:14.970	1:04.517	+0.211	20.742	22.716	21.059	8	11:12:17.177	1:04.898	+0.127	21.121	22.688	21.089
9	11:13:19.605	1:04.635	+0.329	20.879	22.718	21.038	9	11:13:24.071	1:06.894	+2.123	21.167	23.652	22.075
(82) Josh PRICE													
1	11:04:40.586	1:09.808	+5.272	24.870	23.751	21.187	1	11:04:42.380	1:11.396	+6.698	24.861	25.181	21.354
2	11:05:46.568	1:05.982	+1.446	21.007	23.795	21.180	2	11:05:47.795	1:05.415	+0.717	21.102	23.224	21.089
3	11:06:51.435	1:04.867	+0.331	20.971	22.841	21.055	3	11:06:53.285	1:05.490	+0.792	21.430	22.938	21.122
4	11:07:56.280	1:04.845	+0.309	20.883	22.943	21.019	4	11:07:58.918	1:05.633	+0.935	21.097	23.312	21.224
5	11:09:00.899	1:04.619	+0.083	20.873	22.764	20.982	5	11:09:04.060	1:05.142	+0.444	21.150	22.751	21.241
6	11:10:05.435	1:04.536		20.927	22.601	21.008	6	11:10:08.954	1:04.894	+0.196	21.019	22.647	21.228
7	11:11:10.795	1:05.360	+0.824	20.786	23.296	21.278	7	11:11:13.900	1:04.946	+0.248	21.060	22.719	21.167
8	11:12:15.595	1:04.800	+0.264	20.917	22.833	21.050	8	11:12:18.598	1:04.698		21.029	22.692	20.977
9	11:13:20.431	1:04.836	+0.300	21.009	22.806	21.021	9	11:13:24.380	1:05.782	+1.084	20.952	23.286	21.544
(108) Brett WARD													
1	11:04:40.003	1:09.180	+4.211	24.317	23.599	21.264	1	11:04:40.003	1:09.180	+4.211	24.317	23.599	21.264
2	11:05:43.116	1:05.444	+0.873	21.106	23.170	21.168	2	11:05:45.478	1:05.475	+0.506	21.268	23.133	21.074
3	11:06:47.931	1:04.815	+0.244	20.931	22.811	21.073	3	11:06:50.447	1:04.969		20.900	23.007	21.062
4	11:07:52.697	1:04.766	+0.195	20.979	22.848	20.939	4	11:07:55.699	1:05.252	+0.283	21.290	22.963	20.999
5	11:08:57.652	1:04.955	+0.384	20.964	22.966	21.025	5	11:09:00.741	1:05.042	+0.073	20.849	23.104	21.089
6	11:10:02.223	1:04.571		20.765	22.824	20.982	6	11:10:06.084	1:05.343	+0.374	21.402	22.882	21.059
7	11:11:07.117	1:04.894	+0.323	21.040	22.878	20.976	7	11:11:12.635	1:06.551	+1.582	20.953	24.545	21.053
8	11:12:12.443	1:05.326	+0.755	20.902	23.366	21.038	8	11:12:17.701	1:05.066	+0.097	21.137	22.934	20.995
9	11:13:18.691	1:06.248	+1.677	21.018	24.052	21.178	9	11:13:23.877	1:06.176	+1.207	21.774	23.148	21.254
(76) David WOODER													
1	11:04:39.805	1:09.149	+4.378	24.108	23.699	21.342	1	11:04:39.805	1:09.149	+4.378	24.108	23.699	21.342
2	11:05:45.094	1:05.289	+0.518	20.998	23.053	21.238	2	11:05:45.094	1:05.289	+0.518	20.998	23.053	21.238
3	11:06:49.978	1:04.884	+0.113	20.930	22.879	21.075	3	11:06:49.978	1:04.884	+0.113	20.930	22.879	21.075
4	11:07:55.229	1:05.251	+0.480	20.965	23.110	21.176	4	11:07:55.229	1:05.251	+0.480	20.965	23.110	21.176
5	11:09:00.000	1:04.771		20.766	22.848	21.157	5	11:09:00.000	1:04.771		20.766	22.848	21.157
6	11:10:04.994	1:04.994	+0.223	20.955	22.801	21.238	6	11:10:04.994	1:04.994	+0.223	20.955	22.801	21.238
7	11:11:12.279	1:07.285	+2.514	21.973	24.063	21.249	7	11:11:12.279	1:07.285	+2.514	21.973		



Rotax Int. Open Zuera 2012

Rotax Juniors

Zuera 1,699 Km

Pre-Final

2012-10-28 11:00

Race (9 Laps) started at 11:03:30

Lap	Time of Day	Lap Tm	Diff	S1 Tm	S2 Tm	S3 Tm
(40) Jan JONCK						
1	11:04:38.647	1:08.093	+3.009	23.507	23.350	21.236
2	11:05:44.078	1:05.431	+0.347	21.137	23.179	21.115
3	11:06:49.833	1:05.755	+0.671	21.145	23.464	21.146
4	11:07:57.066	1:07.233	+2.149	22.322	23.871	21.040
5	11:09:02.150	1:05.084		20.917	23.000	21.167
6	11:10:07.330	1:05.180	+0.096	20.916	23.058	21.206
7	11:11:12.493	1:05.163	+0.079	21.019	23.070	21.074
8	11:12:18.001	1:05.508	+0.424	21.357	23.058	21.093
9	11:13:24.434	1:06.433	+1.349	21.057	24.185	21.191

Lap	Time of Day	Lap Tm	Diff	S1 Tm	S2 Tm	S3 Tm
(26) Jessica BÄCKMAN						
1	11:04:41.588	1:10.543	+5.275	24.676	24.445	21.422
2	11:05:48.077	1:06.489	+1.221	21.401	23.847	21.241
3	11:06:54.588	1:06.511	+1.243	21.300	23.894	21.317
4	11:07:59.937	1:05.349	+0.081	21.080	23.101	21.168
5	11:09:05.550	1:05.613	+0.345	20.863	23.505	21.245
6	11:10:11.096	1:05.546	+0.278	21.264	23.001	21.281
7	11:11:16.416	1:05.320	+0.052	21.079	22.993	21.248
8	11:12:21.684	1:05.268		20.902	23.004	21.362
9	11:13:27.263	1:05.579	+0.311	20.923	23.388	21.268

Lap	Time of Day	Lap Tm	Diff	S1 Tm	S2 Tm	S3 Tm
(17) Ralf ARON						
1	11:04:39.919	1:09.006	+4.207	23.977	23.748	21.281
2	11:05:46.650	1:06.731	+1.932	21.512	23.809	21.410
3	11:06:52.410	1:05.760	+0.961	21.499	23.120	21.141
4	11:07:57.745	1:05.335	+0.536	21.262	23.020	21.053
5	11:09:02.568	1:04.823	+0.024	20.859	22.801	21.163
6	11:10:07.367	1:04.799		20.808	22.826	21.165
7	11:11:12.287	1:04.920	+0.121	20.768	23.092	21.060
8	11:12:17.603	1:05.316	+0.517	21.331	22.904	21.081
9	11:13:24.489	1:06.886	+2.087	21.381	24.403	21.102

Lap	Time of Day	Lap Tm	Diff	S1 Tm	S2 Tm	S3 Tm
(114) Frank MERILAHT						
1	11:04:40.677	1:09.021	+4.002	23.681	23.815	21.525
2	11:05:46.513	1:05.836	+0.817	21.005	23.635	21.196
3	11:06:52.259	1:05.746	+0.727	21.134	23.001	21.611
4	11:07:58.827	1:06.568	+1.549	21.747	23.509	21.312
5	11:09:07.626	1:08.799	+3.780	23.768	23.563	21.468
6	11:10:12.881	1:05.255	+0.236	20.928	22.980	21.347
7	11:11:17.900	1:05.019		20.997	22.852	21.170
8	11:12:22.945	1:05.045	+0.026	21.020	22.844	21.181
9	11:13:28.409	1:05.464	+0.445	21.239	22.943	21.282

Lap	Time of Day	Lap Tm	Diff	S1 Tm	S2 Tm	S3 Tm
(106) Jack WEPRIN						
1	11:04:42.250	1:11.193	+6.167	24.539	25.282	21.372
2	11:05:47.689	1:05.439	+0.413	20.924	23.440	21.075
3	11:06:54.200	1:06.511	+1.485	21.745	23.551	21.215
4	11:07:59.626	1:05.426	+0.400	21.205	23.057	21.164
5	11:09:04.776	1:05.150	+0.124	20.996	22.894	21.260
6	11:10:09.802	1:05.026		20.942	22.843	21.241
7	11:11:14.997	1:05.195	+0.169	20.980	22.959	21.256
8	11:12:20.512	1:05.515	+0.489	20.962	22.946	21.607
9	11:13:26.006	1:05.494	+0.468	21.028	23.224	21.242

Lap	Time of Day	Lap Tm	Diff	S1 Tm	S2 Tm	S3 Tm
(99) Philip HAMPRECHT						
1	11:04:40.819	1:10.091	+4.987	24.822	24.087	21.182
2	11:05:47.380	1:06.561	+1.457	21.233	23.803	21.525
3	11:06:52.767	1:05.387	+0.283	21.220	23.002	21.165
4	11:07:58.672	1:05.905	+0.801	21.303	23.370	21.232
5	11:09:06.954	1:08.282	+3.178	23.873	23.141	21.268
6	11:10:12.178	1:05.224	+0.120	21.049	22.921	21.254
7	11:11:17.707	1:05.529	+0.425	21.254	23.168	21.107
8	11:12:23.574	1:05.867	+0.763	21.563	23.006	21.298
9	11:13:28.678	1:05.104		21.101	22.833	21.170

Lap	Time of Day	Lap Tm	Diff	S1 Tm	S2 Tm	S3 Tm
(61) Josh WHITE						
1	11:04:46.888	1:16.266	+12.151	31.616	23.480	21.170
2	11:05:52.312	1:05.424	+1.309	21.073	23.279	21.072
3	11:06:58.016	1:05.704	+1.589	20.944	23.600	21.160
4	11:08:02.531	1:04.515	+0.400	20.890	22.717	20.908
5	11:09:07.968	1:05.437	+1.322	21.082	23.438	20.917
6	11:10:12.621	1:04.653	+0.538	21.078	22.591	20.984
7	11:11:17.096	1:04.475	+0.360	20.913	22.684	20.878
8	11:12:21.211	1:04.115		20.743	22.613	20.759
9	11:13:26.313	1:05.102	+0.987	21.193	22.976	20.933

Lap	Time of Day	Lap Tm	Diff	S1 Tm	S2 Tm	S3 Tm
(117) Deniz BECKERS						
1	11:04:46.133	1:14.690	+9.789	26.759	26.533	21.398
2	11:05:52.226	1:06.093	+1.192	21.169	23.684	21.240
3	11:06:58.234	1:06.008	+1.107	21.225	23.543	21.240
4	11:08:03.574	1:05.340	+0.439	21.070	22.951	21.319
5	11:09:09.046	1:05.472	+0.571	21.161	23.005	21.306
6	11:10:15.015	1:05.969	+1.068	21.427	23.206	21.336
7	11:11:19.916	1:04.901		20.976	22.704	21.221
8	11:12:25.496	1:05.580	+0.679	21.106	23.129	21.345
9	11:13:31.045	1:05.549	+0.648	21.217	23.035	21.297

Lap	Time of Day	Lap Tm	Diff	S1 Tm	S2 Tm	S3 Tm
(41) Florian JANITS						
1	11:04:43.011	1:11.816	+6.853	25.192	25.149	21.475
2	11:05:48.592	1:05.581	+0.618	21.059	23.242	21.280
3	11:06:54.873	1:06.281	+1.318	21.121	23.903	21.257
4	11:08:00.048	1:05.175	+0.212	21.043	22.983	21.149
5	11:09:05.710	1:05.662	+0.699	21.166	23.242	21.254
6	11:10:10.673	1:04.963		20.974	22.839	21.150
7	11:11:16.046	1:05.373	+0.410	21.246	22.928	21.199
8	11:12:21.051	1:05.005	+0.042	21.002	22.794	21.209
9	11:13:26.707	1:05.656	+0.693	21.302	23.195	21.159

Lap	Time of Day	Lap Tm	Diff	S1 Tm	S2 Tm	S3 Tm
(109) Omar ISMAIL						
1	11:04:43.169	1:11.427	+5.749	25.868	24.128	21.431
2	11:05:48.951	1:05.782	+0.104	21.365	23.197	21.220
3	11:06:55.062	1:06.111	+0.433	21.341	23.496	21.274
4	11:08:01.128	1:06.066	+0.388	21.584	23.178	21.304
5	11:09:07.782	1:06.654	+0.976	21.865	23.645	21.144
6	11:10:13.815	1:06.033	+0.355	21.528	23.002	21.503
7	11:11:19.559	1:05.744	+0.066	21.319	23.108	21.317
8	11:12:25.617	1:06.058	+0.380	21.131	23.705	21.222
9	11:13:31.295	1:05.678		21.414	23.118	21.146

Lap	Time of Day	Lap Tm	Diff	S1 Tm	S2 Tm	S3 Tm
(87) Tom MEIJER						
1	11:04:40.645	1:09.713	+4.567	24.291	23.852	21.570
2	11:05:47.515	1:06.870	+1.724	21.288	24.290	21.292
3	11:06:54.089	1:06.574	+1.428	21.856	23.448	21.270
4	11:07:59.836	1:05.747	+0.601	21.388	23.070	21.289
5	11:09:05.293	1:05.457	+0.311	21.102	23.095	21.260
6	11:10:10.439	1:05.146		21.096	22.801	21.249
7	11:11:15.682	1:05.243	+0.097	21.111	22.875	21.257
8	11:12:20.922	1:05.240	+0.094	21.170	22.818	21.252
9	11:13:26.753	1:05.831	+0.685	21.648	23.104	21.079

Lap	Time of Day	Lap Tm	Diff	S1 Tm	S2 Tm	S3 Tm
(33) Antoni PTAK						
1	11:04:45.307	1:13.976	+8.677	28.262	24.239	21.475
2	11:05:51.612	1:06.305	+1.006	21.472	23.401	21.432
3	11:06:58.612	1:07.000	+1.701	21.388	24.373	21.239
4	11:08:04.011	1:05.399	+0.100	20.962	23.186	21.251
5	11:09:09.346	1:05.335	+0.036	21.050	23.075	21.210
6	11:10:15.189	1:05.843	+0.544	21.457	23.143	21.243
7	11:11:21.174	1:05.985	+0.686	21.162	23.616	21.207
8	11:12:26.525	1:05.351	+0.052	20.977	23.036	21.338
9	11:13:31.824	1:05.299		21.089	22.950	21.260

Timekeeping Ingrid and Meik Wagner:

Clerk of the course Nigel Edwards:

www.mylaps.com

Steward (Chairman) Ian Watson:

Chief Scrutineer Paul Klaassen:

Licensed to: Motorsport Events



Rotax Int. Open Zuera 2012

Rotax Juniors

Zuera 1,699 Km

Pre-Final

2012-10-28 11:00

Race (9 Laps) started at 11:03:30

Lap	Time of Day	Lap Tm	Diff	S1 Tm	S2 Tm	S3 Tm	Lap	Time of Day	Lap Tm	Diff	S1 Tm	S2 Tm	S3 Tm
(80) Marvin PIONKE							(111) Hannes TAMPERE						
1	11:04:44.935	1:13.378	+8.014	26.512	25.171	21.695	1	11:04:44.775	1:13.131	+6.799	26.570	24.865	21.696
2	11:05:50.859	1:05.924	+0.560	21.276	23.381	21.267	2	11:05:53.625	1:08.850	+2.518	22.798	24.260	21.792
3	11:06:56.517	1:05.658	+0.294	21.153	23.201	21.304	3	11:07:00.403	1:06.778	+0.446	21.684	23.567	21.527
4	11:08:02.470	1:05.953	+0.589	21.268	23.416	21.269	4	11:08:06.949	1:06.546	+0.214	21.539	23.149	21.858
5	11:09:09.264	1:06.794	+1.430	21.401	24.085	21.308	5	11:09:13.470	1:06.521	+0.189	21.686	23.316	21.519
6	11:10:15.509	1:06.245	+0.881	22.023	23.010	21.212	6	11:10:19.802	1:06.332		21.598	23.195	21.539
7	11:11:21.060	1:05.551	+0.187	21.033	23.222	21.296	7	11:11:26.205	1:06.403	+0.071	21.511	23.225	21.667
8	11:12:26.644	1:05.584	+0.220	21.362	22.953	21.269	8	11:12:33.353	1:07.148	+0.816	22.012	23.329	21.807
9	11:13:32.008	1:05.364		21.190	22.911	21.263	9	11:13:40.025	1:06.672	+0.340	21.914	23.176	21.582

Lap	Time of Day	Lap Tm	Diff	S1 Tm	S2 Tm	S3 Tm
(115) Diego BORRELLI.F						
1	11:04:45.405	1:13.840	+8.886	26.797	25.641	21.402
2	11:05:51.750	1:06.345	+1.391	21.657	23.413	21.275
3	11:06:58.779	1:07.029	+2.075	21.753	24.045	21.231
4	11:08:04.172	1:05.393	+0.439	21.063	23.116	21.214
5	11:09:09.528	1:05.356	+0.402	21.057	23.070	21.229
6	11:10:15.452	1:05.924	+0.970	21.517	23.064	21.343
7	11:11:21.249	1:05.797	+0.843	21.311	23.332	21.154
8	11:12:27.185	1:05.936	+0.982	21.669	23.176	21.091
9	11:13:32.139	1:04.954		20.908	22.819	21.227

Lap	Time of Day	Lap Tm	Diff	S1 Tm	S2 Tm	S3 Tm
(29) Teodor MORIN						
1	11:04:42.585	1:11.462	+5.742	25.248	24.845	21.369
2	11:05:48.311	1:05.726	+0.006	21.007	23.483	21.236
3	11:06:54.814	1:06.503	+0.783	21.142	24.005	21.356
4	11:08:01.874	1:07.060	+1.340	22.368	23.343	21.349
5	11:09:07.745	1:05.871	+0.151	20.982	23.639	21.250
6	11:10:13.879	1:06.134	+0.414	21.552	23.146	21.436
7	11:11:19.599	1:05.720		20.913	22.971	21.836
8	11:12:25.992	1:06.393	+0.673	21.142	23.941	21.310
9	11:13:32.490	1:06.498	+0.778	21.135	23.335	22.028

Lap	Time of Day	Lap Tm	Diff	S1 Tm	S2 Tm	S3 Tm
(85) Ermo PIHJOE						
1	11:04:43.094	1:11.274	+5.847	25.434	24.382	21.458
2	11:05:49.400	1:06.306	+0.879	21.515	23.407	21.384
3	11:06:55.142	1:05.742	+0.315	21.048	23.508	21.186
4	11:08:02.193	1:07.051	+1.624	21.919	23.796	21.336
5	11:09:08.775	1:06.582	+1.155	21.007	24.108	21.467
6	11:10:15.074	1:06.299	+0.872	21.372	23.658	21.269
7	11:11:21.505	1:06.431	+1.004	21.023	24.158	21.250
8	11:12:27.110	1:05.605	+0.178	21.318	23.179	21.108
9	11:13:32.537	1:05.427		21.417	22.908	21.102

Lap	Time of Day	Lap Tm	Diff	S1 Tm	S2 Tm	S3 Tm
(43) Thor VIELAND CHRISTENSEN						
1	11:04:45.198	1:13.655	+8.573	26.687	25.271	21.697
2	11:05:52.669	1:07.471	+2.389	21.907	24.048	21.516
3	11:06:59.275	1:06.606	+1.524	21.050	23.950	21.606
4	11:08:05.221	1:05.946	+0.864	21.221	23.401	21.324
5	11:09:10.935	1:05.714	+0.632	21.251	23.144	21.319
6	11:10:16.558	1:05.623	+0.541	21.053	23.252	21.318
7	11:11:21.640	1:05.082		21.047	22.883	21.152
8	11:12:27.634	1:05.994	+0.912	21.430	23.235	21.329
9	11:13:32.848	1:05.214	+0.132	21.113	22.912	21.189

Lap	Time of Day	Lap Tm	Diff	S1 Tm	S2 Tm	S3 Tm
(112) Felix KOTYK						
1	11:04:43.586	1:11.600	+6.260	25.703	24.173	21.724
2	11:05:49.644	1:06.058	+0.718	21.385	23.408	21.265
3	11:06:55.696	1:06.052	+0.712	21.265	23.442	21.345
4	11:08:02.312	1:06.616	+1.276	21.559	23.678	21.379
5	11:09:08.914	1:06.602	+1.262	21.472	23.654	21.476
6	11:10:16.815	1:07.901	+2.561	23.067	23.393	21.441
7	11:11:22.155	1:05.340		20.940	23.158	21.242
8	11:12:27.741	1:05.586	+0.246	21.039	23.255	21.292
9	11:13:33.184	1:05.443	+0.103	21.253	23.060	21.130

Rotax Int. Open 2012

Class: Rotax Max Juniors

Date/Time: 2012-10-28 13:30

Track:

Zuera / Spain

Heat:

Final

Laps:

12

Edition 1

Momo OKUDA	64	Laps 0 Tm. 0	17			Laps 0 Tm. 0
	33				34	
Thor VIELAND CHRIS	43	Laps 9 Tm. 10:12.515	16	Marcin LASKI	110	Laps 0 Tm. 1.403
	31				32	
Hannes TAMMPERE	111	Laps 9 Tm. 10:09.692	15	Deniz BECKERS	117	Laps 9 Tm. 10:10.712
	29				30	
Ermo PIHJOE	85	Laps 9 Tm. 10:02.204	14	Felix KOTYK	112	Laps 9 Tm. 10:02.851
	27				28	
Diego BORRELLI.F	115	Laps 9 Tm. 10:01.806	13	Teodor MORIN	29	Laps 9 Tm. 10:02.157
	25				26	
Antoni PTAK	33	Laps 9 Tm. 10:01.491	12	Marvin PIONKE	80	Laps 9 Tm. 10:01.675
	23				24	
Philip HAMPRECHT	99	Laps 9 Tm. 9:58.345	11	Omar ISMAIL	109	Laps 9 Tm. 10:00.962
	21				22	
Jessica BÄCKMAN	26	Laps 9 Tm. 9:56.930	10	Frank MERILAHT	114	Laps 9 Tm. 9:58.076
	19				20	
Florian JANITS	41	Laps 9 Tm. 9:56.374	9	Tom MEIJER	87	Laps 9 Tm. 9:56.420
	17				18	
Jack WEPRIN	106	Laps 9 Tm. 9:55.673	8	Josh WHITE	61	Laps 9 Tm. 9:55.980
	15				16	
Jan JONCK	40	Laps 9 Tm. 9:54.101	7	Ralf ARON	17	Laps 9 Tm. 9:54.156
	13				14	
Jay GOODWIN	54	Laps 9 Tm. 9:53.738	6	Ryo HIROOKA	16	Laps 9 Tm. 9:54.047
	11				12	
Max AITKEN	49	Laps 9 Tm. 9:53.524	5	David WOODER	76	Laps 9 Tm. 9:53.544
	9				10	
Ryan ANDERTON	69	Laps 9 Tm. 9:53.199	4	Lars LAMBORELLE	15	Laps 9 Tm. 9:53.278
	7				8	
Josh PRICE	82	Laps 9 Tm. 9:49.272	3	Brett WARD	108	Laps 9 Tm. 9:50.098
	5				6	
Thomas PREINING	18	Laps 9 Tm. 9:48.270	2	Guan Yu ZHOU	53	Laps 9 Tm. 9:48.358
	3				4	
Jai NIJJAR	74	Laps 9 Tm. 9:46.517	1	Janneau ESMEIJER	9	Laps 9 Tm. 9:48.080
	1		Row		2	

Pole Position

Clerk of the course Nigel Edwards:

Stewards (Chairman) Ian Watson:

Scrutineer Paul Klaassen:

Timekeeping Ingrid/Meik Wagner:



Rotax Int. Open Zuera 2012

Rotax Juniors Zuera 1,699 Km
 Final -NEW- 2012-10-28 13:30

Race (12 Laps) started at 13:33:14


Pos	No.	Name	Nat.	Chassis	Race Team	Laps	Total Tm	Diff	Best Tm	In Lap	km/h	Points
1	9	Janneau ESMEIJER	NED	Tonykart	Team TKP	12	13:02.880		1:04.862	7	94,299	0
2	18	Thomas PREINING	AUT	Formula K	Protrain Racing	12	13:04.992	2.112	1:04.774	10	94,427	0
3	69	Ryan ANDERTON	GBR	Tonykart	Coles Racing	12	13:07.380	4.500	1:04.587	10	94,700	0
4	74	Jai NIJJAR	GBR	Tonykart	Chris Rogers Motorsport	12	13:07.986	5.106	1:04.478	11	94,860	0
5	108	Brett WARD	GBR	Kosmic	Aim Motorsport	12	13:08.175	5.295	1:04.809	5	94,376	0
6	53	Guan Yu ZHOU	GBR	Tonykart	Strawberry Racing	12	13:08.332	5.452	1:04.556	8	94,746	0
7	15	Lars LAMBORELLE	NED	Intrepid	Team TKP	12	13:11.316	8.436	1:04.578	6	94,713	0
8	54	Jay GOODWIN	GBR	Alonso	Dan Holland Racing	12	13:12.389	9.509	1:04.820	4	94,360	0
9	87	Tom MEIJER	NED	Tonykart	Strawberry Racing	12	13:12.478	9.598	1:04.739	7	94,478	0
10	76	David WOODER	GBR	Alonso	Dan Holland Racing	12	13:12.518	9.638	1:04.504	11	94,822	0
11	40	Jan JONCK	DEN	Tonykart	RS Competition	12	13:12.948	10.068	1:05.025	6	94,062	0
12	82	Josh PRICE	GBR	Tonykart	CRM	12	13:12.975	10.095	1:04.509	7	94,815	0
13	80	Marvin PIONKE	GER	Kosmic	RS Competition	12	13:15.693	12.813	1:05.055	9	94,019	0
14	61	Josh WHITE	GBR	Tonykart	Coles Racing	12	13:17.324	14.444	1:04.550	5	94,754	0
15	85	Ermo PIHJOE	EST	Tonykart	Aix Racing Team	12	13:18.281	15.401	1:05.470	8	93,423	0
16	26	Jessica BÄCKMAN	SWE	Tonykart	Strawberry Racing	12	13:18.807	15.927	1:05.293	8	93,676	0
17	115	Diego BORRELLI.F	VEN	Energy	SGR	12	13:19.402	16.522	1:05.254	8	93,732	0
18	41	Florian JANITS	AUT	DR	VPDR	12	13:19.672	16.792	1:05.008	6	94,087	0
19	109	Omar ISMAIL	GBR	Formula K	Protrain Racing	12	13:20.032	17.152	1:05.382	3	93,549	0
20	112	Felix KOTYK	AUT	DR	VPDR	12	13:20.441	17.561	1:05.312	9	93,649	0
21	43	Thor VIELAND CHRISTENS	DEN	Tonykart	RS Competition	12	13:20.511	17.631	1:05.382	12	93,549	0
22	114	Frank MERILAHT	EST	Birel	Kartdago Team	12	13:21.338	18.458	1:05.289	12	93,682	0
23	33	Antoni PTAK	USA	Birel	Kalman Motorsport	12	13:25.268	22.388	1:05.250	6	93,738	0
24	106	Jack WEPRIN	USA	Alonso	Dan Holland Racing	12	13:25.731	22.851	1:05.276	7	93,701	0
25	16	Ryo HIROOKA	JPN	Formula K	Formula K Europe	12	13:26.977	24.097	1:05.307	8	93,656	0
26	110	Marcin LASKI	POL	CRG/Zanardi	Lapo Racing Team	12	13:27.226	24.346	1:05.275	12	93,702	0
27	111	Hannes TAMMPERE	EST	Tonykart	Aix Racing	12	13:29.413	26.533	1:06.362	10	92,167	0
28	49	Max AITKEN	GBR	Formula K	Protrain Racing	12	13:32.410	29.530	1:05.362	6	93,577	0
29	99	Philip HAMPRECHT	GER	Tonykart	Matis Motorsport	9	9:53.422	3 Laps	1:04.889	7	94,259	0
30	17	Ralf ARON	EST	Tonykart	Aix Racing	8	8:47.894	4 Laps	1:04.764	7	94,441	0
31	29	Teodor MORIN	SWE	Gillard	PDB	5	5:54.624	7 Laps	1:05.991	5	92,685	0

Not classified

DNS	117	Deniz BECKERS	NED	Intrepid	Team TKP			DNS		0	-	0
DNS	64	Momo OKUDA	JPN	Formula K	Formula K Europe			DNS		0	-	0

Announcements
 These results are provisional until the conclusion of any judicial and technical matters
 No. 99 warning board
 Started: 31 Classified: 31 Not classified: 0
 No. 61 time penalty 10 sec / reason unfair driving

Margin of Victory	Ø km/h	Best Lap Tm	km/h	Best Lap by
2.112	93,752	1:04.478	94,860	74 - Jai NIJJAR

Timekeeping Ingrid and Meik Wagner:  Clerk of the course Nigel Edwards: www.mylaps.com
 Steward (Chairman) Ian Watson: Chief Scrutineer Paul Klaassen: Licensed to: Motorsport Events
 Printed: 2012-10-28 15:06:52 posted at: h



Rotax Int. Open Zuera 2012

Rotax Juniors

Zuera 1,699 Km

Final

2012-10-28 13:30

Race (12 Laps) started at 13:33:14

Lap	Time of Day	Lap Tm	Diff	S1 Tm	S2 Tm	S3 Tm	Lap	Time of Day	Lap Tm	Diff	S1 Tm	S2 Tm	S3 Tm
(9) Janneau ESMEIJER							9	13:43:07.633	1:04.998	+0.520	21.355	22.748	20.895
1	13:34:20.667	1:06.527	+1.665	22.084	23.065	21.378	10	13:44:12.581	1:04.948	+0.470	21.231	22.732	20.985
2	13:35:26.200	1:05.533	+0.671	21.282	22.954	21.297	11	13:45:17.059	1:04.478		20.860	22.622	20.996
3	13:36:31.602	1:05.402	+0.540	21.235	22.893	21.274	12	13:46:22.126	1:05.067	+0.589	20.936	22.921	21.210
4	13:37:36.787	1:05.185	+0.323	21.161	22.856	21.168	(108) Brett WARD						
5	13:38:42.149	1:05.362	+0.500	21.308	22.840	21.214	1	13:34:22.115	1:07.831	+3.022	22.886	23.671	21.274
6	13:39:47.166	1:05.017	+0.155	21.091	22.753	21.173	2	13:35:29.786	1:07.671	+2.862	22.922	23.610	21.139
7	13:40:52.028	1:04.862		21.101	22.671	21.090	3	13:36:34.644	1:04.858	+0.049	21.077	22.785	20.996
8	13:41:57.014	1:04.986	+0.124	21.108	22.698	21.180	4	13:37:39.743	1:05.099	+0.290	20.833	23.150	21.116
9	13:43:02.039	1:05.025	+0.163	21.116	22.812	21.097	5	13:38:44.552	1:04.809		21.050	22.750	21.009
10	13:44:07.107	1:05.068	+0.206	21.116	22.815	21.137	6	13:39:49.448	1:04.896	+0.087	20.920	22.964	21.012
11	13:45:12.057	1:04.950	+0.088	21.064	22.762	21.124	7	13:40:55.216	1:05.768	+0.959	21.796	22.938	21.034
12	13:46:17.020	1:04.963	+0.101	21.114	22.701	21.148	8	13:42:01.803	1:06.587	+1.778	22.219	23.219	21.149
(18) Thomas PREINING							9	13:43:07.200	1:05.397	+0.588	21.520	22.825	21.052
1	13:34:22.901	1:08.665	+3.891	23.830	23.550	21.285	10	13:44:12.066	1:04.866	+0.057	21.115	22.711	21.040
2	13:35:28.938	1:06.037	+1.263	21.396	23.518	21.123	11	13:45:16.977	1:04.911	+0.102	21.015	22.802	21.094
3	13:36:33.867	1:04.929	+0.155	20.953	22.894	21.082	12	13:46:22.315	1:05.338	+0.529	20.896	23.351	21.091
4	13:37:38.689	1:04.822	+0.048	20.959	22.773	21.090	(53) Guan Yu ZHOU						
5	13:38:43.724	1:05.035	+0.261	21.074	22.890	21.071	1	13:34:22.004	1:07.796	+3.240	22.814	23.628	21.354
6	13:39:48.856	1:05.132	+0.358	21.124	23.003	21.005	2	13:35:27.613	1:05.609	+1.053	21.269	23.111	21.229
7	13:40:54.233	1:05.377	+0.603	21.392	22.816	21.169	3	13:36:32.753	1:05.140	+0.584	21.096	22.868	21.176
8	13:41:59.202	1:04.969	+0.195	20.938	22.861	21.170	4	13:37:37.826	1:05.073	+0.517	21.039	22.893	21.141
9	13:43:04.161	1:04.959	+0.185	21.031	22.779	21.149	5	13:38:43.439	1:05.613	+1.057	21.067	23.446	21.100
10	13:44:08.935	1:04.774		20.897	22.803	21.074	6	13:39:49.233	1:05.794	+1.238	21.409	23.358	21.027
11	13:45:14.275	1:05.340	+0.566	21.247	22.955	21.138	7	13:40:54.878	1:05.645	+1.089	21.760	22.848	21.037
12	13:46:19.132	1:04.857	+0.083	20.929	22.758	21.170	8	13:41:59.434	1:04.556		20.812	22.709	21.035
(61) Josh WHITE							9	13:43:04.314	1:04.880	+0.324	21.012	22.909	20.959
1	13:34:24.670	1:09.930	+5.380	24.756	23.507	21.667	10	13:44:08.991	1:04.677	+0.121	20.911	22.812	20.954
2	13:35:29.960	1:05.290	+0.740	20.996	23.281	21.013	11	13:45:14.550	1:05.559	+1.003	20.998	23.488	21.073
3	13:36:34.873	1:04.913	+0.363	21.147	22.772	20.994	12	13:46:22.472	1:07.922	+3.366	21.779	23.335	22.808
4	13:37:40.357	1:05.484	+0.934	20.862	22.984	21.638	(15) Lars LAMBORELLE						
5	13:38:44.907	1:04.550		20.921	22.634	20.995	1	13:34:22.833	1:08.473	+3.895	23.181	23.493	21.799
6	13:39:49.966	1:05.059	+0.509	20.868	22.928	21.263	2	13:35:29.567	1:06.734	+2.156	21.916	23.829	20.989
7	13:40:55.508	+0.992	+0.542	21.676	22.844	21.022	3	13:36:34.306	1:04.739	+0.161	20.810	22.768	21.161
8	13:42:00.431	1:04.923	+0.373	21.272	22.631	21.020	4	13:37:40.294	1:05.988	+1.410	20.814	23.688	21.486
9	13:43:05.076	1:04.645	+0.095	21.010	22.658	20.977	5	13:38:45.278	1:04.984	+0.406	21.244	22.783	20.957
10	13:44:09.626	1:04.550		20.931	22.587	21.032	6	13:39:49.856	1:04.578		20.764	22.757	21.057
11	13:45:14.634	1:05.008	+0.458	20.930	23.074	21.004	7	13:40:56.294	1:06.438	+1.860	22.055	23.281	21.102
12	13:46:21.464	1:06.830	+2.280	21.886	23.253	21.691	8	13:42:02.970	1:06.676	+2.098	22.773	22.921	20.982
(69) Ryan ANDERTON							9	13:43:08.688	1:05.718	+1.140	21.534	23.281	20.903
1	13:34:22.600	1:08.233	+3.646	23.336	23.540	21.357	10	13:44:14.534	1:05.846	+1.268	21.284	23.394	21.168
2	13:35:28.573	1:05.973	+1.386	21.655	23.084	21.234	11	13:45:20.185	1:05.651	+1.073	21.421	23.077	21.153
3	13:36:34.156	1:05.583	+0.996	21.170	23.254	21.159	12	13:46:25.456	1:05.271	+0.693	21.104	22.943	21.224
4	13:37:39.298	1:05.142	+0.555	20.871	23.063	21.208	(54) Jay GOODWIN						
5	13:38:44.495	1:05.197	+0.610	21.200	22.868	21.129	1	13:34:24.156	1:09.640	+4.820	24.584	23.649	21.407
6	13:39:49.670	1:05.175	+0.588	21.142	22.968	21.065	2	13:35:30.240	1:06.084	+1.264	21.075	23.848	21.161
7	13:40:55.305	1:05.635	+1.048	21.719	22.892	21.024	3	13:36:35.590	1:05.350	+0.530	21.148	22.966	21.236
8	13:42:00.566	+0.674	+0.674	21.221	22.783	21.257	4	13:37:40.410	1:04.820		20.828	22.819	21.173
9	13:43:05.494	1:04.928	+0.341	21.077	22.742	21.109	5	13:38:45.274	1:04.864	+0.044	20.942	22.820	21.102
10	13:44:10.081	1:04.587		20.898	22.646	21.043	6	13:39:50.206	1:04.932	+0.112	20.877	22.845	21.210
11	13:45:14.791	1:04.710	+0.123	20.866	22.780	21.064	7	13:40:56.356	1:06.150	+1.330	21.468	23.601	21.081
12	13:46:21.520	1:06.729	+2.142	21.803	23.310	21.616	8	13:42:01.864	1:05.508	+0.688	21.366	23.042	21.100
(74) Jai NIJJAR							9	13:43:07.554	1:05.690	+0.870	21.540	23.044	21.106
1	13:34:22.175	1:08.004	+3.526	23.086	23.682	21.236	10	13:44:14.514	1:06.960	+2.140	22.321	23.386	21.253
2	13:35:28.182	1:06.007	+1.529	21.838	22.991	21.178	11	13:45:20.361	1:05.847	+1.027	21.659	23.089	21.099
3	13:36:33.227	1:05.045	+0.567	21.116	22.863	21.066	12	13:46:26.529	1:06.168	+1.348	21.247	23.601	21.320
4	13:37:38.001	1:04.774	+0.296	20.940	22.729	21.105	(87) Tom MEIJER						
5	13:38:43.287	1:05.286	+0.808	21.068	23.063	21.155	1	13:34:25.530	1:10.694	+5.955	25.008	24.352	21.334
6	13:39:48.782	1:05.495	+1.017	21.442	22.918	21.135	2	13:35:30.894	1:05.364	+0.625	21.225	22.989	21.150
7	13:40:56.391	1:07.609	+3.131	23.346	23.253	21.010	3	13:36:36.078	1:05.184	+0.445	21.084	22.969	21.131
8	13:42:02.635	1:06.244	+1.766	22.283	22.860	21.101	4	13:37:41.220	1:05.142	+0.403	21.092	22.941	21.109



Rotax Int. Open Zuera 2012

Rotax Juniors

Zuera 1,699 Km

Final

2012-10-28 13:30

Race (12 Laps) started at 13:33:14

Lap	Time of Day	Lap Tm	Diff	S1 Tm	S2 Tm	S3 Tm	Lap	Time of Day	Lap Tm	Diff	S1 Tm	S2 Tm	S3 Tm
5	13:38:46.670	1:05.450	+0.711	21.449	22.778	21.223	1	13:34:27.029	1:11.875	+6.405	25.334	25.120	21.421
6	13:39:51.950	1:05.280	+0.541	21.376	22.822	21.082	2	13:35:33.501	1:06.472	+1.002	21.782	23.299	21.391
7	13:40:56.689	1:04.739		20.971	22.795	20.973	3	13:36:40.072	1:06.571	+1.101	21.589	23.679	21.303
8	13:42:02.779	1:06.090	+1.351	21.415	23.301	21.374	4	13:37:46.082	1:06.010	+0.540	21.632	23.107	21.271
9	13:43:08.535	1:05.756	+1.017	21.577	23.035	21.144	5	13:38:52.433	1:06.351	+0.881	21.054	23.340	21.957
10	13:44:14.652	1:06.117	+1.378	21.517	23.414	21.186	6	13:39:58.322	1:05.889	+0.419	21.396	23.129	21.364
11	13:45:20.244	1:05.592	+0.853	21.325	23.167	21.100	7	13:41:04.277	1:05.955	+0.485	21.416	23.263	21.276
12	13:46:26.618	1:06.374	+1.635	21.408	23.641	21.325	8	13:42:09.747	1:05.470		21.169	22.972	21.329
(76) David WOODER													
1	13:34:27.357	1:12.928	+8.424	26.160	25.270	21.498	9	13:43:15.354	1:05.607	+0.137	21.339	23.028	21.240
2	13:35:34.188	1:06.831	+2.327	22.319	23.190	21.322	10	13:44:20.871	1:05.517	+0.047	21.202	23.142	21.173
3	13:36:39.581	1:05.393	+0.889	20.983	23.378	21.032	11	13:45:26.757	1:05.886	+0.416	21.476	23.170	21.240
4	13:37:44.670	1:05.089	+0.585	20.907	22.999	21.183	12	13:46:32.421	1:05.664	+0.194	21.307	23.076	21.281
5	13:38:51.503	1:06.833	+2.329	21.682	23.783	21.368	(26) Jessica BÄCKMAN						
6	13:39:56.455	1:04.952	+0.448	20.844	22.958	21.150	1	13:34:28.122	1:13.317	+8.024	24.846	26.837	21.634
7	13:41:01.231	1:04.776	+0.272	20.837	22.892	21.047	2	13:35:34.683	1:06.561	+1.268	21.913	23.269	21.379
8	13:42:06.296	1:05.065	+0.561	20.737	23.186	21.142	3	13:36:40.197	1:05.514	+0.221	21.022	23.225	21.267
9	13:43:11.164	1:04.868	+0.364	20.827	22.909	21.132	4	13:37:45.748	1:05.551	+0.258	21.155	23.071	21.325
10	13:44:16.502	1:05.338	+0.834	21.418	22.878	21.042	5	13:38:52.995	1:07.247	+1.954	21.097	23.549	22.601
11	13:45:21.006	1:04.504		20.729	22.724	21.051	6	13:39:58.895	1:05.900	+0.607	21.269	23.251	21.380
12	13:46:26.658	1:05.652	+1.148	21.166	23.257	21.229	7	13:41:04.965	1:06.070	+0.777	21.248	23.495	21.327
(40) Jan JONCK													
1	13:34:24.362	1:09.778	+4.753	24.369	23.977	21.432	8	13:42:10.258	1:05.293		20.903	23.024	21.366
2	13:35:31.430	1:07.068	+2.043	21.382	24.119	21.567	9	13:43:15.898	1:05.640	+0.347	21.037	23.405	21.198
3	13:36:36.838	1:05.408	+0.383	21.210	22.924	21.274	10	13:44:21.536	1:05.638	+0.345	21.035	23.277	21.326
4	13:37:42.149	1:05.311	+0.286	21.111	22.918	21.282	11	13:45:27.020	1:05.484	+0.191	20.949	23.260	21.275
5	13:38:47.463	1:05.314	+0.289	21.304	22.820	21.190	12	13:46:32.947	1:05.927	+0.634	21.264	23.327	21.336
6	13:39:52.488	1:05.025		21.132	22.736	21.157	(115) Diego BORRELLI.F						
7	13:40:57.631	1:05.143	+0.118	21.151	22.864	21.128	1	13:34:27.312	1:12.251	+6.997	24.716	25.988	21.547
8	13:42:02.852	1:05.221	+0.196	21.214	22.980	21.027	2	13:35:33.684	1:06.372	+1.118	22.052	23.149	21.171
9	13:43:08.939	1:06.087	+1.062	21.630	23.431	21.026	3	13:36:39.432	1:05.748	+0.494	21.368	23.152	21.228
10	13:44:14.949	1:06.010	+0.985	21.729	23.048	21.233	4	13:37:45.093	1:05.661	+0.407	21.332	22.987	21.342
11	13:45:20.601	1:05.652	+0.627	21.445	23.020	21.187	5	13:38:52.105	1:07.012	+1.758	21.654	23.501	21.857
12	13:46:27.088	1:06.487	+1.462	21.333	23.865	21.289	6	13:39:58.605	1:06.500	+1.246	21.533	23.721	21.246
(82) Josh PRICE													
1	13:34:23.009	1:08.709	+4.200	23.683	23.532	21.494	7	13:41:04.669	1:06.064	+0.810	21.436	23.425	21.203
2	13:35:36.523	1:13.514	+9.005	21.614	30.426	21.474	8	13:42:09.923	1:05.254		20.867	23.074	21.313
3	13:36:41.760	1:05.237	+0.728	21.019	23.032	21.186	9	13:43:15.788	1:05.865	+0.611	21.292	23.349	21.224
4	13:37:46.698	1:04.938	+0.429	21.054	22.814	21.070	10	13:44:21.612	1:05.824	+0.570	21.225	23.359	21.240
5	13:38:52.339	1:05.641	+1.132	21.197	22.821	21.623	11	13:45:27.668	1:06.056	+0.802	21.035	23.302	21.719
6	13:39:57.212	1:04.873	+0.364	20.683	23.097	21.093	12	13:46:33.542	1:05.874	+0.620	21.525	23.079	21.270
7	13:41:01.721	1:04.509		20.690	22.634	21.185	(41) Florian JANITS						
8	13:42:06.436	1:04.715	+0.206	20.947	22.714	21.054	1	13:34:26.909	1:12.165	+7.157	25.308	25.210	21.647
9	13:43:11.379	1:04.943	+0.434	21.035	22.719	21.189	2	13:35:32.837	1:05.928	+0.920	21.523	23.032	21.373
10	13:44:16.204	1:04.825	+0.316	20.987	22.670	21.068	3	13:36:39.144	1:06.307	+1.299	21.936	23.074	21.297
11	13:45:20.815	1:04.611	+0.102	20.853	22.707	21.151	4	13:37:44.880	1:05.736	+0.728	21.241	23.213	21.282
12	13:46:27.115	1:06.300	+1.791	21.207	23.846	21.247	5	13:38:51.789	1:06.909	+1.901	21.552	23.509	21.848
(80) Marvin PIONKE													
1	13:34:26.946	1:11.874	+6.819	25.047	25.286	21.541	6	13:39:56.797	1:05.008		21.013	22.766	21.229
2	13:35:32.598	1:05.652	+0.597	21.267	23.124	21.261	7	13:41:02.131	1:05.334	+0.326	21.049	23.038	21.247
3	13:36:38.249	1:05.651	+0.596	21.179	23.062	21.410	8	13:42:07.253	1:05.122	+0.114	21.036	22.973	21.113
4	13:37:44.072	1:05.823	+0.768	21.218	23.269	21.336	9	13:43:12.915	1:05.662	+0.654	21.153	23.249	21.260
5	13:38:51.216	1:07.144	+2.089	22.425	23.553	21.166	10	13:44:20.594	1:07.679	+2.671	21.737	24.531	21.411
6	13:39:56.366	1:05.150	+0.095	21.057	22.866	21.227	11	13:45:27.656	1:07.062	+2.054	21.855	23.626	21.581
7	13:41:01.572	1:05.206	+0.151	21.232	22.859	21.115	12	13:46:33.812	1:06.156	+1.148	21.555	23.275	21.326
8	13:42:07.134	1:05.562	+0.507	21.294	23.161	21.107	(109) Omar ISMAIL						
9	13:43:12.189	1:05.055		20.893	22.997	21.165	1	13:34:27.695	1:12.686	+7.304	25.816	25.305	21.565
10	13:44:18.889	1:06.700	+1.645	21.418	23.931	21.351	2	13:35:34.863	1:07.168	+1.786	21.870	23.222	22.076
11	13:45:24.399	1:05.510	+0.455	21.069	23.260	21.181	3	13:36:40.245	1:05.382		21.248	23.021	21.113
12	13:46:29.833	1:05.434	+0.379	21.075	23.078	21.281	4	13:37:46.536	1:06.291	+0.909	21.803	23.049	21.439
(85) Ermo PIHJOE													
1	13:34:27.695	1:12.686	+7.304	25.816	25.305	21.565	5	13:38:52.624	1:06.088	+0.706	21.496	23.110	21.482
2	13:35:34.863	1:07.168	+1.786	21.870	23.222	22.076	6	13:39:58.296	1:05.672	+0.290	21.300	23.248	21.124
3	13:36:40.245	1:05.382		21.248	23.021	21.113	7	13:41:05.360	1:07.064	+1.682	21.571	24.227	21.266
4	13:37:46.536	1:06.291	+0.909	21.803	23.049	21.439	8	13:42:11.187	1:05.827	+0.445	21.067	23.384	21.376
5	13:38:52.624	1:06.088	+0.706	21.496	23.110	21.482	9	13:43:16.822	1:05.635	+0.253	21.183	23.218	21.234
6	13:39:58.296	1:05.672	+0.290	21.300	23.248	21.124	10	13:44:22.564	1:05.742	+0.360	21.240	23.322	21.180

Timekeeping Ingrid and Meik Wagner:

Clerk of the course Nigel Edwards:

www.mylaps.com

Steward (Chairman) Ian Watson:

Chief Scrutineer Paul Klaassen:

Licensed to: Motorsport Events



Rotax Int. Open Zuera 2012

Rotax Juniors

Zuera 1,699 Km

Final

2012-10-28 13:30

Race (12 Laps) started at 13:33:14

Lap	Time of Day	Lap Tm	Diff	S1 Tm	S2 Tm	S3 Tm	Lap	Time of Day	Lap Tm	Diff	S1 Tm	S2 Tm	S3 Tm
11	13:45:28.562	1:05.998	+0.616	21.188	23.441	21.369	7	13:41:10.767	1:05.276		21.105	22.937	21.234
12	13:46:34.172	1:05.610	+0.228	21.197	23.138	21.275	8	13:42:16.417	1:05.650	+0.374	21.219	23.065	21.366
(112) Felix KOTYK							9	13:43:21.982	1:05.565	+0.289	21.197	23.053	21.315
1	13:34:27.720	1:12.473	+7.161	25.862	24.919	21.692	10	13:44:27.769	1:05.787	+0.511	21.171	23.119	21.497
2	13:35:34.989	1:07.269	+1.957	22.451	23.357	21.461	11	13:45:33.310	1:05.541	+0.265	21.073	23.231	21.237
3	13:36:40.765	1:05.776	+0.464	21.213	23.170	21.393	12	13:46:39.871	1:06.561	+1.285	21.130	24.124	21.307
4	13:37:46.718	1:05.953	+0.641	21.373	23.108	21.472	(16) Ryo HIROOKA						
5	13:38:52.657	1:05.939	+0.627	21.388	23.141	21.410	1	13:34:28.866	1:14.347	+9.040	28.411	24.265	21.671
6	13:39:58.757	1:06.100	+0.788	21.490	23.286	21.324	2	13:35:35.898	1:07.032	+1.725	21.749	24.048	21.235
7	13:41:05.542	1:06.785	+1.473	21.656	23.816	21.313	3	13:36:42.277	1:06.379	+1.072	21.584	23.263	21.532
8	13:42:10.941	1:05.399	+0.087	21.018	22.965	21.416	4	13:37:56.855	1:14.578	+9.271	30.205	22.999	21.374
9	13:43:16.253	1:05.312		21.079	22.991	21.242	5	13:39:02.385	1:05.530	+0.223	21.401	22.799	21.330
10	13:44:21.942	1:05.689	+0.377	21.173	23.277	21.239	6	13:40:07.810	1:05.425	+0.118	21.345	22.737	21.343
11	13:45:29.026	1:07.084	+1.772	21.698	24.065	21.321	7	13:41:13.572	1:05.762	+0.455	21.358	22.857	21.547
12	13:46:34.581	1:05.555	+0.243	21.110	23.068	21.377	8	13:42:18.879	1:05.307		20.997	22.927	21.383
(43) Thor VIELAND CHRISTENSEN							9	13:43:24.263	1:05.384	+0.077	21.222	22.861	21.301
1	13:34:28.213	1:12.687	+7.305	25.918	25.231	21.538	10	13:44:29.909	1:05.646	+0.339	21.227	23.015	21.404
2	13:35:35.651	1:07.438	+2.056	22.219	24.011	21.208	11	13:45:35.657	1:05.748	+0.441	21.401	22.920	21.427
3	13:36:41.378	1:05.727	+0.345	21.292	23.078	21.357	12	13:46:41.117	1:05.460	+0.153	21.265	22.849	21.346
4	13:37:47.585	1:06.207	+0.825	21.809	23.121	21.277	(110) Marcin LASKI						
5	13:38:53.409	1:05.824	+0.442	21.246	23.087	21.491	1	13:34:28.613	1:13.235	+7.960	26.140	25.441	21.654
6	13:39:59.000	1:05.591	+0.209	21.164	23.184	21.243	2	13:35:36.223	1:07.610	+2.335	22.195	24.045	21.370
7	13:41:05.104	1:06.104	+0.722	21.347	23.510	21.247	3	13:36:42.350	1:06.127	+0.852	21.636	23.164	21.327
8	13:42:10.626	1:05.522	+0.140	20.957	21.450	21.450	4	13:37:56.168	1:13.818	+8.543	29.375	23.119	21.324
9	13:43:16.042	1:05.416	+0.034	21.135	23.049	21.232	5	13:39:02.207	1:06.039	+0.764	21.497	23.116	21.426
10	13:44:21.696	1:05.654	+0.272	21.215	23.302	21.137	6	13:40:08.222	1:06.015	+0.740	21.642	23.047	21.326
11	13:45:29.269	1:07.573	+2.191	22.083	23.794	21.696	7	13:41:13.639	1:05.417	+0.142	21.214	23.026	21.177
12	13:46:34.651	1:05.382		21.045	23.125	21.212	8	13:42:19.402	1:05.763	+0.488	21.296	22.974	21.493
(114) Frank MERILAHT							9	13:43:24.956	1:05.554	+0.279	21.344	22.997	21.213
1	13:34:33.398	1:18.463	+13.174	24.913	31.953	21.597	10	13:44:30.507	1:05.551	+0.276	21.236	22.935	21.380
2	13:35:39.393	1:05.995	+0.706	21.415	23.198	21.382	11	13:45:36.091	1:05.584	+0.309	21.394	22.880	21.310
3	13:36:45.145	1:05.752	+0.463	21.385	23.069	21.298	12	13:46:41.366	1:05.275		21.096	22.895	21.284
4	13:37:50.837	1:05.692	+0.403	21.255	23.044	21.393	(111) Hannes TAMPERE						
5	13:38:56.598	1:05.761	+0.472	21.316	23.106	21.339	1	13:34:28.082	1:12.655	+6.293	26.020	24.823	21.812
6	13:40:02.345	1:05.747	+0.458	21.253	23.034	21.460	2	13:35:36.537	1:08.455	+2.093	22.618	24.310	21.527
7	13:41:07.846	1:05.501	+0.212	21.216	22.968	21.317	3	13:36:43.075	1:06.538	+0.176	21.622	23.273	21.643
8	13:42:13.294	1:05.448	+0.159	21.103	23.010	21.335	4	13:37:50.433	1:07.358	+0.996	22.129	23.308	21.921
9	13:43:18.937	1:05.643	+0.354	21.362	23.029	21.252	5	13:38:57.370	1:06.937	+0.575	21.883	23.342	21.712
10	13:44:24.685	1:05.748	+0.459	21.254	23.182	21.312	6	13:40:03.907	1:06.537	+0.175	21.695	23.127	21.715
11	13:45:30.189	1:05.504	+0.215	21.229	22.944	21.331	7	13:41:10.285	1:06.378	+0.016	21.495	23.229	21.654
12	13:46:35.478	1:05.289		21.059	22.968	21.262	8	13:42:17.037	1:06.752	+0.390	21.770	23.370	21.612
(33) Antoni PTAK							9	13:43:23.519	1:06.482	+0.120	21.605	23.291	21.586
1	13:34:26.623	1:11.625	+6.375	25.210	24.963	21.452	10	13:44:29.881	1:06.362		21.509	23.287	21.566
2	13:35:32.524	1:05.901	+0.651	21.284	23.162	21.455	11	13:45:37.128	1:07.247	+0.885	22.259	23.273	21.715
3	13:36:38.894	1:06.370	+1.120	21.928	23.171	21.271	12	13:46:43.553	1:06.425	+0.063	21.571	23.181	21.673
4	13:37:44.393	1:05.499	+0.249	21.257	23.035	21.207	(49) Max AITKEN						
5	13:38:50.266	1:05.873	+0.623	21.633	23.043	21.197	1	13:34:23.191	1:08.750	+3.388	23.465	24.090	21.195
6	13:39:55.516	1:05.250		21.139	22.856	21.255	2	13:35:29.619	1:06.428	+1.066	21.344	23.828	21.256
7	13:41:00.841	1:05.325	+0.075	21.171	22.971	21.183	3	13:36:35.743	1:06.124	+0.762	21.675	22.962	21.487
8	13:42:06.197	1:05.356	+0.106	20.922	23.130	21.304	4	13:37:44.131	1:08.388	+3.026	23.566	23.717	21.105
9	13:43:12.002	1:05.805	+0.555	21.680	22.950	21.175	5	13:38:49.836	1:05.705	+0.343	21.589	22.904	21.212
10	13:44:27.298	1:15.296	+10.046	21.613	31.801	21.882	6	13:39:55.198	1:05.362		21.191	22.839	21.332
11	13:45:33.111	1:05.813	+0.563	21.340	23.251	21.222	7	13:41:00.739	1:05.541	+0.179	21.135	23.173	21.233
12	13:46:39.408	1:06.297	+1.047	21.463	23.444	21.390	8	13:42:07.086	1:06.347	+0.985	21.146	23.944	21.257
(106) Jack WEPRIN							9	13:43:13.082	1:05.996	+0.634	21.245	23.643	21.108
1	13:34:36.206	1:21.533	+16.257	25.169	34.780	21.584	10	13:44:35.225	1:22.143	+16.781	21.426	39.253	21.464
2	13:35:42.457	1:06.251	+0.975	21.482	23.309	21.460	11	13:45:40.684	1:05.459	+0.097	21.101	22.998	21.360
3	13:36:48.289	1:05.832	+0.556	21.314	23.195	21.323	12	13:46:46.550	1:05.866	+0.504	21.346	23.217	21.303
4	13:37:54.311	1:06.022	+0.746	21.458	23.153	21.411	(99) Philip HAMPRECHT						
5	13:39:00.053	1:05.742	+0.466	21.280	23.007	21.455	1	13:34:24.722	1:09.824	+4.935	24.713	23.600	21.511
6	13:40:05.491	1:05.438	+0.162	21.191	22.920	21.327	2	13:35:30.714	1:05.992	+1.103	21.329	23.499	21.164

Timekeeping Ingrid and Meik Wagner:

Clerk of the course Nigel Edwards:

www.mylaps.com

Steward (Chairman) Ian Watson:

Chief Scrutineer Paul Klaassen:

Licensed to: Motorsport Events



Rotax Int. Open Zuera 2012

Rotax Juniors

Zuera 1,699 Km

Final

2012-10-28 13:30

Race (12 Laps) started at 13:33:14

Lap	Time of Day	Lap Tm	Diff	S1 Tm	S2 Tm	S3 Tm	Lap	Time of Day	Lap Tm	Diff	S1 Tm	S2 Tm	S3 Tm
3	13:36:35.856	1:05.142	+0.253	21.113	22.857	21.172							
4	13:37:41.139	1:05.283	+0.394	21.121	22.967	21.195							
5	13:38:47.034	1:05.895	+1.006	21.967	22.876	21.052							
6	13:39:52.244	1:05.210	+0.321	21.257	22.764	21.189							
7	13:40:57.133	1:04.889		21.036	22.803	21.050							
8	13:42:02.367	1:05.234	+0.345	21.051	23.122	21.061							
9	13:43:07.562	1:05.195	+0.306	21.122	23.064	21.009							

(17) Ralf ARON

1	13:34:25.890	1:11.302	+6.538	25.131	24.816	21.355
2	13:35:31.061	1:05.171	+0.407	21.064	22.906	21.201
3	13:36:36.258	1:05.197	+0.433	20.972	23.013	21.212
4	13:37:41.461	1:05.203	+0.439	21.077	22.894	21.232
5	13:38:46.762	1:05.301	+0.537	21.303	22.821	21.177
6	13:39:51.758	1:04.996	+0.232	21.116	22.715	21.165
7	13:40:56.522	1:04.764		20.999	22.779	20.986
8	13:42:02.034	1:05.512	+0.748	21.582	22.861	21.069

(29) Teodor MORIN

1	13:34:28.550	1:13.395	+7.404	25.688	26.021	21.686
2	13:35:35.607	1:07.057	+1.066	21.831	23.902	21.324
3	13:36:42.130	1:06.523	+0.532	21.648	23.190	21.685
4	13:38:02.773	1:20.643	+14.652	35.389	23.660	21.594
5	13:39:08.764	1:05.991		21.376	23.170	21.445

Timekeeping Ingrid and Meik Wagner:

Clerk of the course Nigel Edwards:

Steward (Chairman) Ian Watson:

Chief Scrutineer Paul Klaassen:

www.mylaps.com

Licensed to: Motorsport Events