



Superside FIM Sidecar World Championship

Sorted on Best Lap time

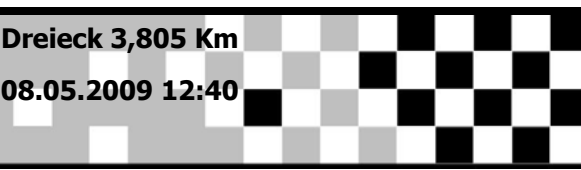
FIM Sidecar WM

Schleizer Dreieck 3,805 Km

1. Free Practice

08.05.2009 12:40

Practice started at 12:40:02



Pos	No.	Teamname	Driver	Passenger	Nat.	Bike	Laps	Best Tm	Diff	In Lap	km/h
1	44	Team Suzuki Finland	Päivärinta Pekka	Hänni Adolf	FIN/SUI	LCR/Suzuki	15	1:30.925		14	150,652
2	16	Birchall Racing	Birchall Ben	Birchall Tom	GBR/GBR	LCR/Suzuki	12	1:31.708	0.783	11	149,365
3	36	Prof. Dr. Sallmon GmbH	Reeves Tim	Farrance Patrick	GBR/GBR	LCR/Suzuki	13	1:32.065	1.140	11	148,786
4	11	Team Tirol	Moser Josef	Wechselberger Manfred	AUT/AUT	LCR/Suzuki	13	1:33.895	2.970	13	145,886
5	37	Redline Superbikes Team 37	Knight Gary	Knight Dan	GBR/GBR	LCR/Suzuki	14	1:33.971	3.046	10	145,768
6	75	Q4 ²	Pedder Bryan	Steadman Rodney	GBR/GBR	LCR/Suzuki	13	1:34.724	3.799	11	144,610
7	24	Reliance Racing	Spendal Milan	Hill Peter	SLO/GBR	LCR/Suzuki	5	1:36.352	5.427	3	142,166
8	23	ADAC Sachsen e.V.	Centner Wolfram	Wolfram Andy	GER/GER	LCR/Suzuki	11	1:36.398	5.473	9	142,098
9	8	RSC-Kopack Racing	Roscher Mike		GER/FRA	LCR/Suzuki	12	1:37.439	6.514	7	140,580
10	45	Reliance Racing	Percy Andy	Swift	GBR/GBR	LCR/Suzuki	8	1:38.454	7.529	8	139,131
11	5	Team FB Superside	Barbier Franck	Debroisse Emmanuel	FRA/FRA	LCR/Suzuki	12	1:39.687	8.762	12	137,410
12	56	Team Rutz-Aeberli	Rutz Jakob	Aeberli Rita	SUI/SUI	LCR/Yamaha	11	1:40.240	9.315	7	136,652
13	73	Redline Superbikes Team 73 CTR	Chaplow Craig	Evanson Dan	GBR/GBR	LCR/Suzuki	11	1:40.274	9.349	7	136,606
14	52	Bertec Racing	Remse Janez	Biggs David	SLO/GBR	LCR/Yamaha	11	1:40.638	9.713	8	136,112
15	3	BVD Bauspar-Immobilienvermittlungsdienst	Hock Kurt	Becker Enrico	GER/GER	Hock/Suzuki	3	1:43.573	12.648	3	132,255
16	14	Keppel Sidecar Team	Keppel Jarno	Dirksen Freek	NED/NED	RCN/Yamaha	12	1:44.298	13.373	11	131,335
17	7	Team Streuer	Streuer Bennie	Endeveld Kees	NED/NED	LCR/Suzuki	11	1:44.772	13.847	11	130,741
18	18	G force racing	Gilbert Simon	Howard Mark	GBR/GBR	LCR/Suzuki	4	1:48.604	17.679	3	126,128
19	48	Q4 ² -Team Knapton	Knapton Ken		GBR/GBR	Baker/Suzuki	2	2:16.198	45.273	2	100,574

Announcements

Weather/ track: cloudy / dry

These results are provisional until the conclusion of any judicial and technical matters.

Zeitnahme/Chief timekeeper: Uwe Jäger

Orbits 4

Rennleiter/Clerk of the course: Olsen Hänel

Sportkommissar/Jury President: Max Deubel

www.amb-it.com

www.mylaps.com

Aushang: h Reg.-Nr.: S 02/09 IMN: 105/01

Licensed to: Camp Company GmbH

Printed: 08.05.2009 13:13:06

Superside FIM Sidecar World Championship

FIM Sidecar WM

Schleizer Dreieck 3,805 Km

1. Free Practice

08.05.2009 12:40

Practice started at 12:40:02

Lap	Lap Tm	Diff	Time of Day
(44) Päivärinta Pekka /Hänni Adolf			
1	2:02.444	+31.519	12:43:53.136
2	1:43.003	+12.078	12:45:36.139
3	1:37.796	+6.871	12:47:13.935
4	1:37.324	+6.399	12:48:51.259
5	1:37.869	+6.944	12:50:29.128
6	1:38.160	+7.235	12:52:07.288
7	1:33.914	+2.989	12:53:41.202
8	1:33.458	+2.533	12:55:14.660
9	1:33.291	+2.366	12:56:47.951
10	1:32.632	+1.707	12:58:20.583
11	1:32.753	+1.828	12:59:53.336
12	1:31.289	+0.364	13:01:24.625
13	1:34.522	+3.597	13:02:59.147
14	1:30.925		13:04:30.072
15	1:32.244	+1.319	13:06:02.316

Lap	Lap Tm	Diff	Time of Day
(16) Birchall Ben /Birchall Tom			
1	2:04.205	+32.497	12:42:18.934
p2	11:30.300	+9:58.592	12:53:49.234
3	1:52.017	+20.309	12:55:41.251
4	1:42.085	+10.377	12:57:23.336
5	1:40.501	+8.793	12:59:03.837
6	1:39.423	+7.715	13:00:43.260
7	1:37.730	+6.022	13:02:20.990
8	1:35.483	+3.775	13:03:56.473
9	1:36.006	+4.298	13:05:32.479
10	1:35.880	+4.172	13:07:08.359
11	1:31.708		13:08:40.067
12	1:34.919	+3.211	13:10:14.986

Lap	Lap Tm	Diff	Time of Day
(36) Reeves Tim /Reeves Tristan			
1	1:42.861	+10.796	12:43:43.829
2	1:38.946	+6.881	12:45:22.775
3	1:35.507	+3.442	12:46:58.282
4	1:34.510	+2.445	12:48:32.792
5	1:36.487	+4.422	12:50:09.279
6	1:33.808	+1.743	12:51:43.087
7	1:33.195	+1.130	12:53:16.282
p8	7:20.137	+5:48.072	13:00:36.419
9	2:10.810	+38.745	13:02:47.229
10	1:32.647	+0.582	13:04:19.876
11	1:32.065		13:05:51.941
12	1:32.336	+0.271	13:07:24.277
13	1:49.280	+17.215	13:09:13.557

Lap	Lap Tm	Diff	Time of Day
(11) Moser Josef /Wechselberger Manfred			
1	1:59.140	+25.245	12:42:29.527
2	1:49.106	+15.211	12:44:18.633
3	1:40.878	+6.983	12:45:59.511
4	1:38.418	+4.523	12:47:37.929
5	1:35.012	+1.117	12:49:12.941
6	1:36.529	+2.634	12:50:49.470
7	1:34.863	+0.968	12:52:24.333
p8	8:52.646	+7:18.751	13:01:16.979
9	1:43.450	+9.555	13:03:00.429
10	1:35.511	+1.616	13:04:35.940
11	1:36.017	+2.122	13:06:11.957
12	1:35.562	+1.667	13:07:47.519
13	1:33.895		13:09:21.414

Lap	Lap Tm	Diff	Time of Day
(37) Knight Gary /Knight Dan			
1	2:02.051	+28.080	12:42:27.803
2	1:47.738	+13.767	12:44:15.541
3	1:42.576	+8.605	12:45:58.117

Lap	Lap Tm	Diff	Time of Day
4	1:37.279	+3.308	12:47:35.396
5	1:37.089	+3.118	12:49:12.485
p6	7:35.074	+6:01.103	12:56:47.559
7	1:49.805	+15.834	12:58:37.364
8	1:35.381	+1.410	13:00:12.745
9	1:34.069	+0.098	13:01:46.814
10	1:33.971		13:03:20.785
11	1:53.501	+19.530	13:05:14.286
12	1:35.632	+1.661	13:06:49.918
13	1:35.455	+1.484	13:08:25.373
14	2:00.777	+26.806	13:10:26.150

Lap	Lap Tm	Diff	Time of Day
(75) Pedder Bryan /Steadman Rodney			
1	2:02.909	+28.185	12:42:26.950
2	1:50.229	+15.505	12:44:17.179
3	1:42.776	+8.052	12:45:59.955
4	1:40.245	+5.521	12:47:40.200
5	1:39.476	+4.752	12:49:19.676
6	1:43.415	+8.691	12:51:03.091
7	1:36.565	+1.841	12:52:39.656
8	1:37.565	+2.841	12:54:17.221
9	1:36.041	+1.317	12:55:53.262
10	1:37.086	+2.362	12:57:30.348
11	1:34.724		12:59:05.072
12	1:35.650	+0.926	13:00:40.722
p13	2:34.150	+59.426	13:03:14.872

Lap	Lap Tm	Diff	Time of Day
(24) Spendal Milan /Hill Peter			
1	1:48.277	+11.925	12:43:54.182
2	1:42.090	+5.738	12:45:36.272
3	1:36.352		12:47:12.624
4	1:38.327	+1.975	12:48:50.951
5	1:36.551	+0.199	12:50:27.502

Lap	Lap Tm	Diff	Time of Day
(23) Centner Wolfram /Wolfram Andy			
1	1:45.729	+9.331	12:43:51.342
2	1:41.804	+5.406	12:45:33.146
3	1:39.072	+2.674	12:47:12.218
4	1:40.368	+3.970	12:48:52.586
5	1:39.079	+2.681	12:50:31.665
6	1:38.888	+2.490	12:52:10.553
7	1:37.591	+1.193	12:53:48.144
8	1:37.003	+0.605	12:55:25.147
9	1:36.398		12:57:01.545
10	1:39.035	+2.637	12:58:40.580
11	1:37.308	+0.910	13:00:17.888

Lap	Lap Tm	Diff	Time of Day
(8) Roscher Mike /Cluze Gregory			
1	2:02.045	+24.606	12:42:19.036
2	1:40.699	+3.260	12:43:59.735
p3	3:04.202	+1:26.763	12:47:03.937
4	1:46.891	+9.452	12:48:50.828
5	1:38.335	+0.896	12:50:29.163
6	1:39.520	+2.081	12:52:08.683
7	1:37.439		12:53:46.122
8	1:38.764	+1.325	12:55:24.886
p9	10:07.987	+8:30.548	13:05:32.873
10	1:50.658	+13.219	13:07:23.531
11	1:37.447	+0.008	13:09:00.978
12	1:44.804	+7.365	13:10:45.782

Lap	Lap Tm	Diff	Time of Day
(45) Percy Andy /Swift Michael			
1	1:58.480	+20.026	12:44:38.628
2	1:47.299	+8.845	12:46:25.927
3	1:43.167	+4.713	12:48:09.094
4	1:48.155	+9.701	12:49:57.249

Lap	Lap Tm	Diff	Time of Day
p5	6:54.874	+5:16.420	12:56:52.123
6	1:50.927	+12.473	12:58:43.050
7	1:39.000	+0.546	13:00:22.050
8	1:38.454		13:02:00.504

Lap	Lap Tm	Diff	Time of Day
(5) Barbier Franck /Debrouse Emmanuel			
1	2:10.120	+30.433	12:42:31.410
2	1:54.882	+15.195	12:44:26.292
3	1:46.529	+6.842	12:46:12.821
4	1:45.519	+5.832	12:47:58.340
5	1:44.377	+4.690	12:49:42.717
6	1:43.498	+3.811	12:51:26.215
p7	5:19.136	+3:39.449	12:56:45.351
8	1:51.738	+12.051	12:58:37.089
9	1:40.435	+0.748	13:00:17.524
10	1:41.652	+1.965	13:01:59.176
11	1:40.822	+1.135	13:03:39.998
12	1:39.687		13:05:19.685

Lap	Lap Tm	Diff	Time of Day
(56) Rutz Jakob /Hofer Thomas			
1	2:11.257	+31.017	12:42:23.263
2	1:51.765	+11.525	12:44:15.028
3	1:43.715	+3.475	12:45:58.743
p4	6:36.187	+4:55.947	12:52:34.930
5	1:56.180	+15.940	12:54:31.110
6	1:41.531	+1.291	12:56:12.641
7	1:40.240		12:57:52.881
8	1:42.522	+2.282	12:59:35.403
9	1:42.596	+2.356	13:01:17.999
p10	7:01.261	+5:21.021	13:08:19.260
11	2:12.623	+32.383	13:10:31.883

Lap	Lap Tm	Diff	Time of Day
(73) Chaplow Craig /Evanston Dan			
1	2:01.799	+21.525	12:42:30.000
2	1:50.986	+10.712	12:44:20.986
3	1:43.211	+2.937	12:46:04.197
4	1:41.374	+1.100	12:47:45.571
5	1:42.372	+2.098	12:49:27.943
6	1:42.865	+2.591	12:51:10.808
7	1:40.274		12:52:51.082
p8	9:45.655	+8:05.381	13:02:36.737
9	1:50.630	+10.356	13:04:27.367
10	1:44.354	+4.080	13:06:11.721
11	1:41.351	+1.077	13:07:53.072

Lap	Lap Tm	Diff	Time of Day
(52) Remse Janez /Biggs David			
1	2:07.960	+27.322	12:42:34.995
2	1:54.210	+13.572	12:44:29.205
3	1:45.428	+4.790	12:46:14.633
4	1:45.083	+4.445	12:47:59.716
5	1:45.856	+5.218	12:49:45.572
6	1:42.085	+1.447	12:51:27.657
7	1:42.332	+1.694	12:53:09.989
8	1:40.638		12:54:50.627
p9	10:21.866	+8:41.228	13:05:12.493
10	1:59.369	+18.731	13:07:11.862
11	1:42.297	+1.659	13:08:54.159

Lap	Lap Tm	Diff	Time of Day
(3) Hock Kurt /Becker Enrico			
1	2:05.005	+21.432	12:42:24.672
2	1:50.655	+7.082	12:44:15.327
3	1:43.573		12:45:58.900

Lap	Lap Tm	Diff	Time of Day
(14) Keppel Jarno /Dirksen Freek			
1	2:17.865	+33.567	12:42:24.675
2	2:04.905	+20.607	12:44:29.580

Zeitnahme/Chief timekeeper: Uwe Jäger

Rennleiter/Clerk of the course: Olsen Hänel

Sportkommissar/Jury President: Max Deubel

Aushang: h Reg.-Nr.: S 02/09 IMN: 105/01

Orbits 4

www.amb-it.com

www.mylaps.com

Licensed to: Camp Company GmbH

Printed: 08.05.2009 13:15:06

Superside FIM Sidecar World Championship

FIM Sidecar WM

Schleizer Dreieck 3,805 Km

1. Free Practice

08.05.2009 12:40

Practice started at 12:40:02

Lap	Lap Tm	Diff	Time of Day
3	1:55.891	+11.593	12:46:25.471
4	1:53.218	+8.920	12:48:18.689
5	1:56.706	+12.408	12:50:15.395
p6	5:25.173	+3:40.875	12:55:40.568
7	2:00.795	+16.497	12:57:41.363
8	1:49.073	+4.775	12:59:30.436
9	1:48.705	+4.407	13:01:19.141
10	1:48.330	+4.032	13:03:07.471
11	1:44.298		13:04:51.769
12	1:46.185	+1.887	13:06:37.954

(7) Streuer Bennie /Endeveld Kees

Lap	Lap Tm	Diff	Time of Day
1	2:18.416	+33.644	12:42:22.091
2	2:01.714	+16.942	12:44:23.805
p3	12:00.234	+10:15.462	12:56:24.039
4	2:18.639	+33.867	12:58:42.678
5	1:58.422	+13.650	13:00:41.100
6	1:53.986	+9.214	13:02:35.086
7	1:51.827	+7.055	13:04:26.913
8	1:51.326	+6.554	13:06:18.239
9	1:46.954	+2.182	13:08:05.193
10	1:50.678	+5.906	13:09:55.871
11	1:44.772		13:11:40.643

(18) Gilbert Simon /Howard Mark

Lap	Lap Tm	Diff	Time of Day
1	2:13.990	+25.386	12:42:22.690
2	1:59.839	+11.235	12:44:22.529
3	1:48.604		12:46:11.133
4	1:48.677	+0.073	12:47:59.810

(48) Knapton Ken / Belsey Tony

Lap	Lap Tm	Diff	Time of Day
p1	25:11.312	+22:55.114	13:05:43.204
2	2:16.198		13:07:59.402

Zeitnahme/Chief timekeeper: Uwe Jäger

Rennleiter/Clerk of the course: Olsen Hänel

Sportkommissar/Jury President: Max Deubel

Aushang: h

Reg.-Nr.: S 02/09 IMN: 105/01

Orbits 4

www.amb-it.com

www.mylaps.com

Licensed to: Camp Company GmbH



Superside FIM Sidecar World Championship

Sorted on Best Lap time

FIM Sidecar WM

Schleizer Dreieck 3,805 Km

1. Qualifying

08.05.2009 15:10

Qualify started at 15:10:03

Pos	No.	Teamname	Driver	Passenger	Nat.	Bike	Laps	Best Tm	Diff	In Lap	km/h
1	16	Birchall Racing	Birchall Ben	Birchall Tom	GBR/GBR	LCR/Suzuki	7	1:29.106		2	153,727
2	44	Team Suzuki Finland	Päivärinta Pekka	Hänni Adolf	FIN/SUI	LCR/Suzuki	7	1:30.341	1.235	7	151,626
3	75	Q4 ²	Pedder Bryan	Steadman Rodney	GBR/GBR	LCR/Suzuki	15	1:32.536	3.430	14	148,029
4	37	Redline Superbikes Team 37	Knight Gary	Knight Dan	GBR/GBR	LCR/Suzuki	14	1:32.566	3.460	9	147,981
5	11	Team Tirol	Moser Josef	Wechselberger Manfred	AUT/AUT	LCR/Suzuki	7	1:32.911	3.805	7	147,431
6	8	RSC-Kopack Racing	Roscher Mike	Cluze Gregory	GER/FRA	LCR/Suzuki	10	1:33.414	4.308	7	146,638
7	3	BVD Bauspar-Immobilienvermittlungsdienst	Hock Kurt	Becker Enrico	GER/GER	Hock/Suzuki	12	1:33.592	4.486	12	146,359
8	24	Reliance Racing	Spendal Milan	Hill Peter	SLO/GBR	LCR/Suzuki	12	1:33.796	4.690	12	146,040
9	23	ADAC Sachsen e.V.	Centner Wolfram	Wolfram Andy	GER/GER	LCR/Suzuki	12	1:35.497	6.391	8	143,439
10	36	Prof. Dr. Sallmon GmbH	Reeves Tim	Reeves Tristan	GBR/GBR	LCR/Suzuki	1	1:35.644	6.538	1	143,219
11	45	Reliance Racing	Percy Andy	Swift Michael	GBR/GBR	LCR/Suzuki	11	1:35.878	6.772	10	142,869
12	56	Team Rutz-Aeberli	Rutz Jakob	Hofer Thomas	SUI/SUI	LCR/Yamaha	14	1:37.717	8.611	9	140,180
13	5	Team FB Superside	Barbier Franck	Debrousse Emmanuel	FRA/FRA	LCR/Suzuki	10	1:37.759	8.653	7	140,120
14	7	Team Streuer	Streuer Bennie	Endeveld Kees	NED/NED	LCR/Suzuki	11	1:38.102	8.996	8	139,630
15	52	Bertec Racing	Remse Janez	Biggs David	SLO/GBR	LCR/Yamaha	11	1:39.154	10.048	4	138,149

Not classified (115% = 1:42.471)

14	Keppel Sidecar Team	Keppel Jarno	Dirksen Freek	NED/NED	RCN/Yamaha	15	1:43.119	14.013	9	132,837
48	Q4 ² -Team Knapton	Knapton Ken	Belsey Tony	GBR/GBR	Baker/Suzuki	4	1:43.478	14.372	4	132,376

Announcements

Weather / Track: sunny / dry

These results are provisional until the conclusion of any judicial and technical matters.

Zeitnahme/Chief timekeeper: Uwe Jäger

Orbits 4

Rennleiter/Clerk of the course: Olsen Hänel

Sportkommissar/Jury President: Max Deubel

Aushang: h

Reg.-Nr.: S 02/09 IMN: 105/01

www.amb-it.com

www.mylaps.com

Licensed to: Camp Company GmbH

Printed: 08.05.2009 16:58:01

Superside FIM Sidecar World Championship

FIM Sidecar WM

Schleizer Dreieck 3,805 Km

1. Qualifying

08.05.2009 15:10

Qualify started at 15:10:03

Lap	Lap Tm	Diff	Time of Day
(16) Birchall Ben /Birchall Tom			
1	1:30.585	+1.479	15:13:18.876
2	1:29.106		15:14:47.982
3	1:29.964	+0.858	15:16:17.946
p4	13:10.416	+11:41.310	15:29:28.362
5	1:51.238	+22.132	15:31:19.600
6	1:29.966	+0.860	15:32:49.566
7	1:29.260	+0.154	15:34:18.826

(44) Päivärinta Pekka /Hänni Adolf			
1	1:57.114	+26.773	15:12:11.243
2	1:32.238	+1.897	15:13:43.481
3	1:47.894	+17.553	15:15:31.375
4	1:45.033	+14.692	15:17:16.408
p5	4:37.723	+3:07.382	15:21:54.131
6	1:43.809	+13.468	15:23:37.940
7	1:30.341		15:25:08.281

(75) Pedder Bryan /Steadman Rodney			
1	1:54.155	+21.619	15:12:00.134
2	1:36.628	+4.092	15:13:36.762
3	1:36.804	+4.268	15:15:13.566
4	1:33.783	+1.247	15:16:47.349
5	1:33.906	+1.370	15:18:21.255
6	1:34.064	+1.528	15:19:55.319
7	1:40.735	+8.199	15:21:36.054
8	1:33.563	+1.027	15:23:09.617
9	1:32.697	+0.161	15:24:42.314
p10	7:53.323	+6:20.787	15:32:35.637
11	1:44.013	+11.477	15:34:19.650
p12	1:46.844	+14.308	15:36:06.494
13	1:47.538	+15.002	15:37:54.032
14	1:32.536		15:39:26.568
15	1:33.906	+1.370	15:41:00.474

(37) Knight Gary /Knight Dan			
1	1:57.704	+25.138	15:12:05.423
2	1:37.826	+5.260	15:13:43.249
3	1:40.099	+7.533	15:15:23.348
4	1:35.153	+2.587	15:16:58.501
5	1:33.494	+0.928	15:18:31.995
p6	8:23.835	+6:51.269	15:26:55.830
7	1:51.165	+18.599	15:28:46.995
8	1:34.448	+1.882	15:30:21.443
9	1:32.566		15:31:54.009
10	1:34.080	+1.514	15:33:28.089
11	1:56.630	+24.064	15:35:24.719
12	1:33.942	+1.376	15:36:58.661
13	1:35.788	+3.222	15:38:34.449
14	2:07.883	+35.317	15:40:42.332

(11) Moser Josef /Wechselberger Manfred			
1	1:55.398	+22.487	15:12:11.379
2	1:34.223	+1.312	15:13:45.602
3	1:38.671	+5.760	15:15:24.273
4	1:35.671	+2.760	15:16:59.944
p5	7:39.427	+6:06.516	15:24:39.371
6	1:52.795	+19.884	15:26:32.166
7	1:32.911		15:28:05.077

(8) Roscher Mike /Cluze Gregory			
1	1:56.229	+22.815	15:12:14.653
2	1:38.777	+5.363	15:13:53.430
3	1:33.986	+0.572	15:15:27.416
4	1:41.002	+7.588	15:17:08.418

Lap	Lap Tm	Diff	Time of Day
5	1:40.749	+7.335	15:18:49.167
6	1:36.514	+3.100	15:20:25.681
7	1:33.414		15:21:59.095
p8	14:49.731	+13:16.317	15:36:48.826
9	1:46.852	+13.438	15:38:35.678
10	1:36.498	+3.084	15:40:12.176

(3) Hock Kurt /Becker Enrico			
1	2:05.345	+31.753	15:12:17.321
2	1:42.698	+9.106	15:14:00.019
3	1:36.749	+3.157	15:15:36.768
4	1:37.020	+3.428	15:17:13.788
p5	5:09.610	+3:36.018	15:22:23.398
6	1:45.789	+12.197	15:24:09.187
7	1:34.260	+0.668	15:25:43.447
8	1:33.921	+0.329	15:27:17.368
p9	7:07.977	+5:34.385	15:34:25.345
10	1:45.560	+11.968	15:36:10.905
11	1:33.700	+0.108	15:37:44.605
12	1:33.592		15:39:18.197

(24) Spendal Milan /Hill Peter			
1	1:54.525	+20.729	15:12:05.006
2	1:38.099	+4.303	15:13:43.105
3	1:38.105	+4.309	15:15:21.210
4	1:35.541	+1.745	15:16:56.751
5	1:35.146	+1.350	15:18:31.897
6	1:35.573	+1.777	15:20:07.470
p7	12:16.412	+10:42.616	15:32:23.882
8	1:51.437	+17.641	15:34:15.319
9	1:36.573	+2.777	15:35:51.892
10	1:36.600	+2.804	15:37:28.492
11	1:34.635	+0.839	15:39:03.127
12	1:33.796		15:40:36.923

(23) Centner Wolfram /Wolfram Andy			
1	1:40.844	+5.347	15:13:41.338
2	1:37.660	+2.163	15:15:18.998
p3	3:51.887	+2:16.390	15:19:10.885
4	1:56.557	+21.060	15:21:07.442
5	1:35.949	+0.452	15:22:43.391
6	1:36.904	+1.407	15:24:20.295
7	1:36.218	+0.721	15:25:56.513
8	1:35.497		15:27:32.010
9	1:37.060	+1.563	15:29:09.070
10	1:37.080	+1.583	15:30:46.150
11	1:36.404	+0.907	15:32:22.554
12	1:38.320	+2.823	15:34:00.874

(36) Reeves Tim /Reeves Tristan			
1	1:35.644		15:13:28.515

(45) Percy Andy /Swift Michael			
1	2:03.805	+27.927	15:15:27.452
2	1:42.017	+6.139	15:17:09.469
3	1:42.911	+7.033	15:18:52.380
4	1:39.272	+3.394	15:20:31.652
5	1:37.078	+1.200	15:22:08.730
6	1:37.384	+1.506	15:23:46.114
p7	9:56.678	+8:20.800	15:33:42.792
8	1:49.038	+13.160	15:35:31.830
9	1:37.378	+1.500	15:37:09.208
10	1:35.878		15:38:45.086
11	1:37.246	+1.368	15:40:22.332

(56) Rutz Jakob /Hofer Thomas			
--------------------------------------	--	--	--

Lap	Lap Tm	Diff	Time of Day
1	2:04.601	+26.884	15:12:17.580
2	1:43.961	+6.244	15:14:01.541
3	1:42.511	+4.794	15:15:44.052
4	1:40.257	+2.540	15:17:24.309
5	1:39.583	+1.866	15:19:03.892
p6	8:02.042	+6:24.325	15:27:05.934
7	2:02.054	+24.337	15:29:07.988
8	1:41.130	+3.413	15:30:49.118
9	1:37.717		15:32:26.835
10	1:39.321	+1.604	15:34:06.156
11	1:44.755	+7.038	15:35:50.911
12	1:39.036	+1.319	15:37:29.947
13	1:37.789	+0.072	15:39:07.736
14	1:47.131	+9.414	15:40:54.867

(5) Barbier Franck /Debrouse Emmanuel			
1	1:57.002	+19.243	15:12:18.149
2	1:42.646	+4.887	15:14:00.795
3	1:38.206	+0.447	15:15:39.001
4	1:38.669	+0.910	15:17:17.670
5	1:39.160	+1.401	15:18:56.830
6	1:39.063	+1.304	15:20:35.893
7	1:37.759		15:22:13.652
p8	6:45.513	+5:07.754	15:28:59.165
9	1:44.656	+6.897	15:30:43.821
10	1:38.171	+0.412	15:32:21.992

(7) Streuer Bennie /Endeveld Kees			
1	2:05.156	+27.054	15:12:14.387
2	1:46.965	+8.863	15:14:01.352
3	1:42.225	+4.123	15:15:43.577
4	1:40.563	+2.461	15:17:24.140
p5	8:40.448	+7:02.346	15:26:04.588
6	1:50.228	+12.126	15:27:54.816
7	1:39.952	+1.850	15:29:34.768
8	1:38.102		15:31:12.870
9	1:39.052	+0.950	15:32:51.922
10	1:40.100	+1.998	15:34:32.022
11	1:41.192	+3.090	15:36:13.214

(52) Remse Janez /Biggs David			
1	1:43.306	+4.152	15:13:42.953
2	1:41.067	+1.913	15:15:24.020
3	1:41.340	+2.186	15:17:05.360
4	1:39.154		15:18:44.514
5	1:40.011	+0.857	15:20:24.525
6	1:39.357	+0.203	15:22:03.882
p7	12:25.422	+10:46.268	15:34:29.304
8	1:56.567	+17.413	15:36:25.871
9	1:44.621	+5.467	15:38:10.492
10	1:39.350	+0.196	15:39:49.842
11	1:39.769	+0.615	15:41:29.611

(14) Keppel Jarno /Dirksen Freek			
1	1:59.601	+16.482	15:12:19.506
2	1:47.887	+4.768	15:14:07.393
3	1:47.902	+4.783	15:15:55.295
4	1:45.089	+1.970	15:17:40.384
5	1:44.339	+1.220	15:19:24.723
6	1:44.186	+1.067	15:21:08.909
7	1:43.973	+0.854	15:22:52.882
8	1:43.170	+0.051	15:24:36.052
9	1:43.119		15:26:19.171
p10	5:52.655	+4:09.536	15:32:11.826
11	1:55.681	+12.562	15:34:07.507
12	1:46.785	+3.666	15:35:54.292

Zeitnahme/Chief timekeeper: Uwe Jäger

Orbits 4

Rennleiter/Clerk of the course: Olsen Hänel
Sportkommissar/Jury President: Max Deubel

www.amb-it.com
www.mylaps.com

Aushang: h Reg.-Nr.: S 02/09 IMN: 105/01

Licensed to: Camp Company GmbH

Printed: 08.05.2009 15:46:36

Page 1/2

Superside FIM Sidecar World Championship

FIM Sidecar WM

Schleizer Dreieck 3,805 Km

1. Qualifying

08.05.2009 15:10

Qualify started at 15:10:03



Lap	Lap Tm	Diff	Time of Day
13	1:45.721	+2.602	15:37:40.013
14	1:45.036	+1.917	15:39:25.049
15	1:46.651	+3.532	15:41:11.700

Lap	Lap Tm	Diff	Time of Day
-----	--------	------	-------------

Lap	Lap Tm	Diff	Time of Day
-----	--------	------	-------------

(48) Knapton Ken / Belsey Tony

1	2:30.744	+47.266	15:12:34.561
p2	24:32.757	+22:49.279	15:37:07.318
3	1:56.904	+13.426	15:39:04.222
4	1:43.478		15:40:47.700

Zeitnahme/Chief timekeeper: Uwe Jäger

Orbits 4

Rennleiter/Clerk of the course: Olsen Hänel

www.amb-it.com

Sportkommissar/Jury President: Max Deubel

www.mylaps.com

Aushang: h

Reg.-Nr.: S 02/09 IMN: 105/01

Licensed to: Camp Company GmbH



Superside FIM Sidecar World Championship

Sorted on Best Lap time

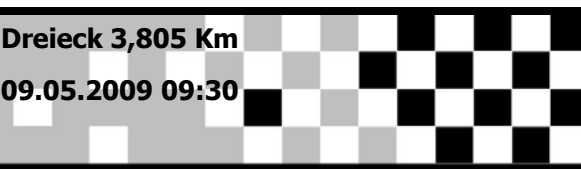
FIM Sidecar WM

Schleizer Dreieck 3,805 Km

2. Qualifying

09.05.2009 09:30

Qualify (30:00 Time) started at 9:30:01



Pos	No.	Teamname	Driver	Passenger	Nat.	Bike	Laps	Best Tm	Diff	In Lap	km/h
1	16	Birchall Racing	Birchall Ben	Birchall Tom	GBR/GBR	LCR/Suzuki	10	1:28.434		10	154,895
2	44	Team Suzuki Finland	Päivärinta Pekka	Hänni Adolf	FIN/SUI	LCR/Suzuki	13	1:28.924	0.490	13	154,042
3	36	Prof. Dr. Sallmon GmbH	Reeves Tim	Reeves Tristan	GBR/GBR	LCR/Suzuki	14	1:29.752	1.318	14	152,621
4	75	Q4 ²	Pedder Bryan	Steadman Rodney	GBR/GBR	LCR/Suzuki	16	1:31.497	3.063	16	149,710
5	11	Team Tirol	Moser Josef	Wechselberger Manfred	AUT/AUT	LCR/Suzuki	12	1:31.785	3.351	12	149,240
6	8	RSC-Kopack Racing	Roscher Mike	Cluze Gregory	GER/FRA	LCR/Suzuki	10	1:32.366	3.932	10	148,301
7	24	Relliance Racing	Spendal Milan	Hill Peter	SLO/GBR	LCR/Suzuki	6	1:32.538	4.104	6	148,026
8	3	BVD Bauspar-Immobilienvermittlungs-Dienst	Hock Kurt	Becker Enrico	GER/GER	Hock/Suzuki	9	1:34.415	5.981	5	145,083
9	37	Redline Superbikes Team 37	Knight Gary	Knight Dan	GBR/GBR	LCR/Suzuki	12	1:34.576	6.142	8	144,836
10	23	ADAC Sachsen e.V.	Centner Wolfram	Wolfram Andy	GER/GER	LCR/Suzuki	12	1:35.033	6.599	12	144,139
11	5	Team FB Superside	Barbier Franck	Debrousse Emmanuel	FRA/FRA	LCR/Suzuki	13	1:35.533	7.099	13	143,385
12	18	G force racing	Gilbert Simon	Howard Mark	GBR/GBR	LCR/Suzuki	9	1:36.155	7.721	6	142,457
13	52	Bertec Racing	Remse Janez	Biggs David	SLO/GBR	LCR/Yamaha	10	1:36.463	8.029	8	142,003
14	48	Q4 ² -Team Knapton	Knapton Ken	Belsey Tony	GBR/GBR	Baker/Suzuki	15	1:36.537	8.103	12	141,894
15	45	Relliance Racing	Percy Andy	Swift Michael	GBR/GBR	LCR/Suzuki	9	1:36.544	8.110	8	141,883
16	56	Team Rutz-Aeberli	Rutz Jakob	Hofer Thomas	SUI/SUI	LCR/Yamaha	13	1:37.555	9.121	9	140,413
17	73	Redline Superbikes Team 73 CTR	Chaplow Craig	Evanson Dan	GBR/GBR	LCR/Suzuki	13	1:37.702	9.268	9	140,202
18	7	Team Streuer	Streuer Bennie	Endeveld Kees	NED/NED	LCR/Suzuki	9	1:39.355	10.921	5	137,869
Not classified (115% = 1:41.699)											
	14	Keppel Sidecar Team	Keppel Jarno	Dirksen Freek	NED/NED	RCN/Yamaha	13	1:42.177	13.743	13	134,061

Announcements

Weather / Track: cloudy / dry

These results are provisional until the conclusion of any judicial and technical matters.

Zeitnahme/Chief timekeeper: Uwe Jäger

Orbits 4

Rennleiter/Clerk of the course: Olsen Hänel

www.amb-it.com

Sportkommissar/Jury President: Max Deubel

www.mylaps.com

Aushang: h

Reg.-Nr.: S 02/09 IMN: 105/01

Licensed to: Camp Company GmbH

Printed: 09.05.2009 10:03:13

Superside FIM Sidecar World Championship

FIM Sidecar WM

Schleizer Dreieck 3,805 Km

2. Qualifying

09.05.2009 09:30

Qualify (30:00 Time) started at 9:30:01

Lap	Lap Tm	Diff	Time of Day
8	1:36.544		9:54:58.935
9	1:37.131	+0.587	9:56:36.066

(56) Rutz Jakob /Hofer Thomas

1	1:58.874	+21.319	9:32:13.725
2	1:46.710	+9.155	9:34:00.435
3	1:41.927	+4.372	9:35:42.362
4	1:39.442	+1.887	9:37:21.804
5	1:38.680	+1.125	9:39:00.484
p6	9:58.742	+8:21.187	9:48:59.226
7	1:55.874	+18.319	9:50:55.100
8	1:38.394	+0.839	9:52:33.494
9	1:37.555		9:54:11.049
10	1:37.569	+0.014	9:55:48.618
11	1:44.290	+6.735	9:57:32.908
12	1:44.418	+6.863	9:59:17.326
13	1:40.790	+3.235	10:00:58.116

(73) Chaplow Craig /Evanson Dan

1	2:06.059	+28.357	9:32:22.171
2	1:59.711	+22.009	9:34:21.882
3	1:48.735	+11.033	9:36:10.617
4	1:43.342	+5.640	9:37:53.959
5	1:44.365	+6.663	9:39:38.324
6	1:40.789	+3.087	9:41:19.113
7	1:39.739	+2.037	9:42:58.852
8	1:39.136	+1.434	9:44:37.988
9	1:37.702		9:46:15.690
p10	9:30.881	+7:53.179	9:55:46.571
11	1:52.011	+14.309	9:57:38.582
12	1:39.439	+1.737	9:59:18.021
13	1:39.788	+2.086	10:00:57.809

(7) Streuer Bennie /Endeveld Kees

1	2:09.587	+30.232	9:32:30.617
2	1:49.891	+10.536	9:34:20.508
3	1:46.431	+7.076	9:36:06.939
4	1:40.582	+1.227	9:37:47.521
5	1:39.355		9:39:26.876
6	1:43.268	+3.913	9:41:10.144
7	1:39.962	+0.607	9:42:50.106
8	1:43.074	+3.719	9:44:33.180
p9	7:13.748	+5:34.393	9:51:46.928

(14) Keppel Jarno /Dirksen Freek

1	1:51.210	+9.033	9:33:59.724
2	1:46.409	+4.232	9:35:46.133
3	1:46.414	+4.237	9:37:32.547
p4	4:30.688	+2:48.511	9:42:03.235
5	1:56.759	+14.582	9:43:59.994
6	1:42.602	+0.425	9:45:42.596
7	1:43.905	+1.728	9:47:26.501
p8	4:21.232	+2:39.055	9:51:47.733
9	1:59.668	+17.491	9:53:47.401
10	1:46.937	+4.760	9:55:34.338
11	1:44.085	+1.908	9:57:18.423
12	1:44.678	+2.501	9:59:03.101
13	1:42.177		10:00:45.278

Zeitnahme/Chief timekeeper: Uwe Jäger

Orbits 4

Rennleiter/Clerk of the course: Olsen Hänel

www.amb-it.com

Sportkommissar/Jury President: Max Deubel

www.mylaps.com

Aushang: h Reg.-Nr.: S 02/09 IMN: 105/01


Licensed to: Camp Company GmbH

Superside FIM Sidecar World Championship

FIM Sidecar WM

Schleizer Dreieck 3,805 Km

Q1+Q2



Pos	No. Kl.	Name	Nat.	Bike	Bewerber/Team	Overall BestTm	Diff	Q1 Best Tm	Q2 Best Tm
1	16	Birchall Ben /Birchall Tom	GBR/GBR	LCR/Suzuki	Birchall Racing	1:28.434		1:29.106	1:28.434
2	44	Päivärinta Pekka /Hänni Adolf	FIN/SUI	LCR/Suzuki	Team Suzuki Finland	1:28.924	0.490	1:30.341	1:28.924
3	36	Reeves Tim /Reeves Tristan	GBR/GBR	LCR/Suzuki	Prof. Dr. Sallmon GmbH	1:29.752	1.318	1:35.644	1:29.752
4	75	Pedder Bryan /Steadman Rodney	GBR/GBR	LCR/Suzuki	Q4 ²	1:31.497	3.063	1:32.536	1:31.497
5	11	Moser Josef /Wechselberger Manfred	AUT/AUT	LCR/Suzuki	Team Tirol	1:31.785	3.351	1:32.911	1:31.785
6	8	Roscher Mike /Cluze Gregory	GER/FRA	LCR/Suzuki	RSC-Kopack Racing	1:32.366	3.932	1:33.414	1:32.366
7	24	Spendal Milan /Hill Peter	SLO/GBR	LCR/Suzuki	Relliance Racing	1:32.538	4.104	1:33.796	1:32.538
8	37	Knight Gary /Knight Dan	GBR/GBR	LCR/Suzuki	Redline Superbikes Team 37	1:32.566	4.132	1:32.566	1:34.576
9	3	Hock Kurt /Becker Enrico	GER/GER	Hock/Suzuki	BVD Bauspar-Immobilienvermittlung:	1:33.592	5.158	1:33.592	1:34.415
10	23	Centner Wolfram /Wolfram Andy	GER/GER	LCR/Suzuki	ADAC Sachsen e.V.	1:35.033	6.599	1:35.497	1:35.033
11	5	Barbier Franck /Debrouse Emmanuel	FRA/FRA	LCR/Suzuki	Team FB Superside	1:35.533	7.099	1:37.759	1:35.533
12	45	Percy Andy /Swift Michael	GBR/GBR	LCR/Suzuki	Relliance Racing	1:35.878	7.444	1:35.878	1:36.544
13	18	Gilbert Simon /Howard Mark	GBR/GBR	LCR/Suzuki	G force racing	1:36.155	7.721		1:36.155
14	52	Remse Janez /Biggs David	SLO/GBR	LCR/Yamaha	Bertec Racing	1:36.463	8.029	1:39.154	1:36.463
15	48	Knapton Ken /Belsey Tony	GBR/GBR	Baker/Suzuki	Q4 ² -Team Knapton	1:36.537	8.103	1:43.478	1:36.537
16	56	Rutz Jakob /Hofer Thomas	SUI/SUI	LCR/Yamaha	Team Rutz-Aeberli	1:37.555	9.121	1:37.717	1:37.555
17	73	Chaplow Craig /Evanson Dan	GBR/GBR	LCR/Suzuki	Redline Superbikes Team 73 CTR	1:37.702	9.268		1:37.702
18	7	Streuer Bennie /Endeveld Kees	NED/NEC	LCR/Suzuki	Team Streuer	1:38.102	9.668	1:38.102	1:39.355
Not classified (115% of the Top 1 = 1:41.699)									
19	14	Keppel Jarno /Dirksen Freek	NED/NEC	RCN/Yamaha	Keppel Sidecar Team	1:42.177	13.743	1:43.119	1:42.177



Superside FIM Sidecar World Championship

Sorted on Laps

FIM Sidecar WM

Schleizer Dreieck 3,805 Km

Sprint

09.05.2009 15:00

Race (11 Laps) started at 15:01:07

Pos	No.	Teamname	Driver	Passenger	Nat.	Bike	Laps	Total Tm	Diff	Best Tm	Ø km/h
1	16	Birchall Racing	Birchall Ben	Birchall Tom	GBR/GBR	LCR/Suzuki	11	16:29.771		1:28.289	152,235
2	44	Team Suzuki Finland	Päivärinta Pekka	Hänni Adolf	FIN/SUI	LCR/Suzuki	11	16:33.284	3.513	1:29.233	151,697
3	36	Prof. Dr. Sallmon GmbH	Reeves Tim	Reeves Tristan	GBR/GBR	LCR/Suzuki	11	17:05.089	35.318	1:29.877	146,990
4	75	Q4 ²	Pedder Bryan	Steadman Rodney	GBR/GBR	LCR/Suzuki	11	17:07.169	37.398	1:31.788	146,692
5	8	RSC-Kopack Racing	Roscher Mike	Cluze Gregory	GER/FRA	LCR/Suzuki	11	17:09.127	39.356	1:32.208	146,413
6	24	Relliance Racing	Spendal Milan	Hill Peter	SLO/GBR	LCR/Suzuki	11	17:15.840	46.069	1:32.937	145,464
7	11	Team Tirol	Moser Josef	Wechselberger Manfred	AUT/AUT	LCR/Suzuki	11	17:16.616	46.845	1:32.128	145,356
8	3	BVD Bauspar-Immobilienvermittlungs-Dienst	Hock Kurt	Becker Enrico	GER/GER	Hock/Suzuki	11	17:23.227	53.456	1:33.314	144,434
9	37	Redline Superbikes Team 37	Knight Gary	Knight Dan	GBR/GBR	LCR/Suzuki	11	17:34.159	1:04.388	1:33.767	142,937
10	23	ADAC Sachsen e.V.	Centner Wolfram	Wolfram Andy	GER/GER	LCR/Suzuki	11	17:37.137	1:07.366	1:34.378	142,534
11	45	Relliance Racing	Percy Andy	Swift Michael	GBR/GBR	LCR/Suzuki	11	17:54.511	1:24.740	1:35.347	140,229
12	48	Q4 ² -Team Knapton	Knapton Ken	Belsey Tony	GBR/GBR	Baker/Suzuki	11	17:55.454	1:25.683	1:36.048	140,106
13	5	Team FB Superside	Barbier Franck	Debrousse Emmanuel	FRA/FRA	LCR/Suzuki	11	18:12.254	1:42.483	1:35.329	137,951
14	56	Team Rutz-Aeberli	Rutz Jakob	Hofer Thomas	SUI/SUI	LCR/Yamaha	10	16:35.955	1 Lap	1:37.731	137,536
15	14	Keppel Sidecar Team	Keppel Jarno	Dirksen Freek	NED/NED	RCN/Yamaha	10	17:42.224	1 Lap	1:44.055	128,956
16	52	Bertec Racing	Remse Janez	Biggs David	SLO/GBR	LCR/Yamaha	8	17:11.800	3 Laps	1:37.297	106,207
Not classified ()											
	7	Team Streuer	Streuer Bennie	Endeveld Kees	NED/NED	LCR/Suzuki	9	15:00.864	DNF	1:37.836	136,849
	18	G force racing	Gilbert Simon	Howard Mark	GBR/GBR	LCR/Suzuki	5	8:05.393	DNF	1:35.094	141,102
	73	Redline Superbikes Team 73 CTR	Chaplow Craig	Evanson Dan	GBR/GBR	LCR/Suzuki	2	3:25.556	DNF	1:37.934	133,277

Announcements

Weather / Track: cloudy - dry

These results are provisional until the conclusion of any judicial and technical matters.

Startet: 19 Classified: 16 Not classified:3

#5: 20 s peanalty (jump start)

Margin of Victory	Ø km/h	Best Lap Tm	km/h	Best Lap by
3.513	152,235	1:28.289	155,150	16 - Birchall Ben /Birchall Tom

Zeitnahme/Chief timekeeper: Uwe Jäger

Orbits 4

Rennleiter/Clerk of the course: Olsen Hänel

Sportkommissar/Jury President: Max Deubel

Aushang: h Reg.-Nr.: S 02/09 IMN: 105/01

Licensed to: Camp Company GmbH

www.amb-it.com

www.mylaps.com

Superside FIM Sidecar World Championship


FIM Sidecar WM

Schleizer Dreieck 3,805 Km

Sprint

09.05.2009 15:00

Race (11 Laps) started at 15:01:07



Lap	Lap Tm	Diff	Time of Day
4	1:39.166	+1.869	15:07:55.381
5	1:37.297		15:09:32.678
6	1:41.422	+4.125	15:11:14.100
p7	5:11.202	+3:33.905	15:16:25.302
8	1:54.020	+16.723	15:18:19.322
(7) Streuer Bennie /Endeveld Kees			
1	1:44.282	+6.446	15:02:56.772
2	1:38.736	+0.900	15:04:35.508
3	1:38.507	+0.671	15:06:14.015
4	1:39.607	+1.771	15:07:53.622
5	1:38.811	+0.975	15:09:32.433
6	1:40.076	+2.240	15:11:12.509
7	1:38.244	+0.408	15:12:50.753
8	1:37.836		15:14:28.589
9	1:39.797	+1.961	15:16:08.386
(18) Gilbert Simon /Howard Mark			
1	1:38.930	+3.836	15:02:50.245
2	1:35.210	+0.116	15:04:25.455
3	1:36.761	+1.667	15:06:02.216
4	1:35.094		15:07:37.310
5	1:35.605	+0.511	15:09:12.915
(73) Chaplow Craig /Evanson Dan			
1	1:42.810	+4.876	15:02:55.144
2	1:37.934		15:04:33.078

Lap	Lap Tm	Diff	Time of Day
-----	--------	------	-------------

Lap	Lap Tm	Diff	Time of Day
-----	--------	------	-------------



Superside FIM Sidecar World Championship

Sorted on Best Lap time

FIM Sidecar WM

Schleizer Dreieck 3,805 Km

Warm up

10.05.2009 09:45

Practice (15:00 Time) started at 9:44:59

Pos	No.	Teamname	Driver	Passenger	Nat.	Bike	Laps	Best Tm	Diff	In Lap	km/h
1	36	Prof. Dr. Sallmon GmbH	Reeves Tim	Reeves Tristan	GBR/GBR	LCR/Suzuki	5	1:30.803		5	150,854
2	44	Team Suzuki Finland	Päivärinta Pekka	Hänni Adolf	FIN/SUI	LCR/Suzuki	5	1:31.002	0.199	5	150,524
3	16	Birchall Racing	Birchall Ben	Birchall Tom	GBR/GBR	LCR/Suzuki	4	1:32.031	1.228	4	148,841
4	24	Relliance Racing	Spendal Milan	Hill Peter	SLO/GBR	LCR/Suzuki	5	1:35.286	4.483	5	143,757
5	11	Team Tirol	Moser Josef	Wechselberger Manfred	AUT/AUT	LCR/Suzuki	3	1:36.189	5.386	3	142,407
6	37	Redline Superbikes Team 37	Knight Gary	Knight Dan	GBR/GBR	LCR/Suzuki	8	1:36.227	5.424	7	142,351
7	18	G force racing	Gilbert Simon	Howard Mark	GBR/GBR	LCR/Suzuki	6	1:36.292	5.489	5	142,255
8	23	ADAC Sachsen e.V.	Centner Wolfram	Wolfram Andy	GER/GER	LCR/Suzuki	5	1:36.703	5.900	4	141,650
9	3	BVD Bauspar-Immobilienvermittlungs-Dienst	Hock Kurt	Becker Enrico	GER/GER	Hock/Suzuki	6	1:37.529	6.726	6	140,451
10	5	Team FB Superside	Barbier Franck	Debrousse Emmanuel	FRA/FRA	LCR/Suzuki	7	1:37.593	6.790	7	140,358
11	48	Q4 ² -Team Knapton	Knapton Ken	Belsey Tony	GBR/GBR	Baker/Suzuki	7	1:37.718	6.915	6	140,179
12	75	Q4 ²	Pedder Bryan	Steadman Rodney	GBR/GBR	LCR/Suzuki	4	1:38.024	7.221	3	139,741
13	52	Bertec Racing	Remse Janez	Biggs David	SLO/GBR	LCR/Yamaha	6	1:38.673	7.870	6	138,822
14	7	Team Streuer	Streuer Bennie	Endeveld Kees	NED/NED	LCR/Suzuki	6	1:41.260	10.457	6	135,276
15	8	RSC-Kopack Racing	Roscher Mike	Cluze Gregory	GER/FRA	LCR/Suzuki	2	1:41.724	10.921	2	134,658
16	73	Redline Superbikes Team 73 CTR	Chaplow Craig	Evanson Dan	GBR/GBR	LCR/Suzuki	8	1:42.774	11.971	7	133,283
17	14	Keppel Sidecar Team	Keppel Jarno	Dirksen Freek	NED/NED	RCN/Yamaha	8	1:45.036	14.233	7	130,412
18	56	Team Rutz-Aeberli	Rutz Jakob	Hofer Thomas	SUI/SUI	LCR/Yamaha	2	1:53.857	23.054	2	120,309

Zeitnahme/Chief timekeeper: Uwe Jäger

Orbits 4

Rennleiter/Clerk of the course: Olsen Hänel

www.amb-it.com

Sportkommissar/Jury President: Max Deubel

www.mylaps.com

Aushang: h Reg.-Nr.: S 02/09 IMN: 105/01

Licensed to: Camp Company GmbH

Printed: 10.05.2009 10:02:16

Superside FIM Sidecar World Championship

FIM Sidecar WM

Schleizer Dreieck 3,805 Km

Warm up

10.05.2009 09:45

Practice (15:00 Time) started at 9:44:59

Lap	Lap Tm	Diff	Time of Day
(36) Reeves Tim /Reeves Tristan			
1	2:03.023	+32.220	9:47:12.339
p2	4:38.413	+3:07.610	9:51:50.752
3	1:47.554	+16.751	9:53:38.306
4	1:40.033	+9.230	9:55:18.339
5	1:30.803		9:56:49.142

Lap	Lap Tm	Diff	Time of Day
(44) Päivärinta Pekka /Hänni Adolf			
1	1:58.294	+27.292	9:47:08.423
2	1:37.554	+6.552	9:48:45.977
3	1:32.606	+1.604	9:50:18.583
4	1:31.957	+0.955	9:51:50.540
5	1:31.002		9:53:21.542

Lap	Lap Tm	Diff	Time of Day
(16) Birchall Ben /Birchall Tom			
p1	5:49.823	+4:17.792	9:50:58.337
2	1:51.258	+19.227	9:52:49.595
3	1:36.363	+4.332	9:54:25.958
4	1:32.031		9:55:57.989

Lap	Lap Tm	Diff	Time of Day
(24) Spental Milan /Hill Peter			
1	2:08.059	+32.773	9:47:21.921
2	1:50.154	+14.868	9:49:12.075
3	1:40.199	+4.913	9:50:52.274
4	1:36.620	+1.334	9:52:28.894
5	1:35.286		9:54:04.180

Lap	Lap Tm	Diff	Time of Day
(11) Moser Josef /Wechselberger Manfred			
1	1:40.308	+4.119	9:48:49.812
2	1:36.406	+0.217	9:50:26.218
3	1:36.189		9:52:02.407

Lap	Lap Tm	Diff	Time of Day
(37) Knight Gary /Knight Dan			
1	1:53.170	+16.943	9:49:13.351
2	1:43.605	+7.378	9:50:56.956
3	1:37.976	+1.749	9:52:34.932
4	1:40.784	+4.557	9:54:15.716
5	1:39.190	+2.963	9:55:54.906
6	1:36.631	+0.404	9:57:31.537
7	1:36.227		9:59:07.764
8	2:10.738	+34.511	10:01:18.502

Lap	Lap Tm	Diff	Time of Day
(18) Gilbert Simon /Howard Mark			
1	2:07.937	+31.645	9:47:24.830
p2	7:05.083	+5:28.791	9:54:29.913
3	1:53.649	+17.357	9:56:23.562
4	1:36.763	+0.471	9:58:00.325
5	1:36.292		9:59:36.617
6	1:36.896	+0.604	10:01:13.513

Lap	Lap Tm	Diff	Time of Day
(23) Centner Wolfram /Wolfram Andy			
1	1:45.231	+8.528	9:48:50.255
2	1:38.656	+1.953	9:50:28.911
3	1:37.900	+1.197	9:52:06.811
4	1:36.703		9:53:43.514
5	1:42.646	+5.943	9:55:26.160

Lap	Lap Tm	Diff	Time of Day
(3) Hock Kurt /Becker Enrico			
1	2:22.271	+44.742	9:47:21.593
2	1:51.585	+14.056	9:49:13.178
3	1:40.504	+2.975	9:50:53.682
4	1:40.166	+2.637	9:52:33.848
5	1:37.853	+0.324	9:54:11.701
6	1:37.529		9:55:49.230

Lap	Lap Tm	Diff	Time of Day
(5) Barbier Franck /Debrouse Emmanuel			
1	1:59.491	+21.898	9:49:09.987
2	1:42.109	+4.516	9:50:52.096
3	1:39.321	+1.728	9:52:31.417
4	1:38.382	+0.789	9:54:09.799
5	1:58.837	+21.244	9:56:08.636
6	1:37.646	+0.053	9:57:46.282
7	1:37.593		9:59:23.875

Lap	Lap Tm	Diff	Time of Day
(48) Knapton Ken /Belsey Tony			
1	1:42.102	+4.384	9:48:54.234
2	1:39.739	+2.021	9:50:33.973
3	1:38.675	+0.957	9:52:12.648
p4	3:19.266	+1:41.548	9:55:31.914
5	1:44.447	+6.729	9:57:16.361
6	1:37.718		9:58:54.079
7	1:40.165	+2.447	10:00:34.244

Lap	Lap Tm	Diff	Time of Day
(75) Pedder Bryan /Steadman Rodney			
1	1:53.494	+15.470	9:49:12.974
2	1:43.395	+5.371	9:50:56.369
3	1:38.024		9:52:34.393
4	1:40.134	+2.110	9:54:14.527

Lap	Lap Tm	Diff	Time of Day
(52) Remse Janez /Biggs David			
1	2:11.203	+32.530	9:47:20.274
2	1:51.321	+12.648	9:49:11.595
3	1:41.195	+2.522	9:50:52.790
4	1:40.481	+1.808	9:52:33.271
5	1:39.876	+1.203	9:54:13.147
6	1:38.673		9:55:51.820

Lap	Lap Tm	Diff	Time of Day
(7) Streuer Bennie /Endeveld Kees			
1	2:15.282	+34.022	9:47:31.058
p2	5:47.293	+4:06.033	9:53:18.351
3	2:02.565	+21.305	9:55:20.916
4	1:44.846	+3.586	9:57:05.762
5	1:43.290	+2.030	9:58:49.052
6	1:41.260		10:00:30.312

Lap	Lap Tm	Diff	Time of Day
(8) Roscher Mike /Cluze Gregory			
1	2:09.685	+27.961	9:47:14.236
2	1:41.724		9:48:55.960

Lap	Lap Tm	Diff	Time of Day
(73) Chaplow Craig /Evanson Dan			
p1	3:02.070	+1:19.296	9:48:06.646
2	1:59.786	+17.012	9:50:06.432
3	1:49.123	+6.349	9:51:55.555
4	1:47.161	+4.387	9:53:42.716
5	1:44.417	+1.643	9:55:27.133
6	1:43.531	+0.757	9:57:10.664
7	1:42.774		9:58:53.438
8	1:44.124	+1.350	10:00:37.562

Lap	Lap Tm	Diff	Time of Day
(14) Keppel Jarno /Dirksen Freek			
1	2:12.274	+27.238	9:47:24.230
2	1:53.386	+8.350	9:49:17.616
3	1:55.152	+10.116	9:51:12.768
4	1:49.621	+4.585	9:53:02.389
5	1:48.083	+3.047	9:54:50.472
6	1:46.722	+1.686	9:56:37.194
7	1:45.036		9:58:22.230
8	1:47.462	+2.426	10:00:09.692

Lap	Lap Tm	Diff	Time of Day
(56) Rutz Jakob /Hofer Thomas			
1	2:12.623	+18.766	9:47:22.809

Zeitnahme/Chief timekeeper: Uwe Jäger

Orbits 4

Rennleiter/Clerk of the course: Olsen Hänel

www.amb-it.com

Sportkommissar/Jury President: Max Deubel

www.mylaps.com

Aushang: h

Reg.-Nr.: S 02/09 IMN: 105/01

Licensed to: Camp Company GmbH

Printed: 10.05.2009 10:03:37

Superside FIM Sidecar World Championship

Sorted on Laps

FIM Sidecar WM

Schleizer Dreieck 3,805 Km

Goldrace

10.05.2009 13:45

Race (22 Laps) started at 13:46:16

Pos	No.	Teamname	Driver	Passenger	Nat.	Bike	Laps	Total Tm	Diff	Best Tm	Ø km/h
1	44	Team Suzuki Finland	Päivärinta Pekka	Hänni Adolf	FIN/SUI	LCR/Suzuki	22	33:02.216		1:29.125	152,030
2	16	Birchall Racing	Birchall Ben	Birchall Tom	GBR/GBR	LCR/Suzuki	22	33:03.274	1.058	1:28.909	151,949
3	36	Prof. Dr. Sallmon GmbH	Reeves Tim	Reeves Tristan	GBR/GBR	LCR/Suzuki	22	34:06.128	1:03.912	1:30.974	147,281
4	75	Q4 ²	Pedder Bryan	Steadman Rodney	GBR/GBR	LCR/Suzuki	22	34:11.228	1:09.012	1:31.615	146,915
5	37	Redline Superbikes Team 37	Knight Gary	Knight Dan	GBR/GBR	LCR/Suzuki	21	33:03.409	1 Lap	1:32.757	145,032
6	24	Reliance Racing	Spendal Milan	Hill Peter	SLO/GBR	LCR/Suzuki	21	33:03.826	1 Lap	1:32.636	145,002
7	23	ADAC Sachsen e.V.	Centner Wolfram	Wolfram Andy	GER/GER	LCR/Suzuki	21	33:26.329	1 Lap	1:33.880	143,375
8	8	RSC-Kopack Racing	Roscher Mike	Cluze Gregory	GER/FRA	LCR/Suzuki	21	33:53.776	1 Lap	1:31.864	141,440
9	48	Q4 ² -Team Knapton	Knapton Ken	Belsey Tony	GBR/GBR	Baker/Suzuki	21	34:10.485	1 Lap	1:35.491	140,288
10	5	Team FB Superside	Barbier Franck	Debrousse Emmanuel	FRA/FRA	LCR/Suzuki	20	34:05.494	2 Laps	1:34.186	133,933
11	73	Redline Superbikes Team 73 CTR	Chaplow Craig	Evanson Dan	GBR/GBR	LCR/Suzuki	20	34:14.549	2 Laps	1:38.621	133,343
12	52	Bertec Racing	Remse Janez	Biggs David	SLO/GBR	LCR/Yamaha	20	34:35.487	2 Laps	1:37.553	131,998
13	14	Keppel Sidecar Team	Keppel Jarno	Dirksen Freek	NED/NED	RCN/Yamaha	19	33:18.370	3 Laps	1:40.752	130,237
Not classified ()											
56		Team Rutz-Aeberli	Rutz Jakob	Hofer Thomas	SUI/SUI	LCR/Yamaha	19	31:46.555	DNF	1:38.398	136,509
11		Team Tirol	Moser Josef	Wechselberger Manfred	AUT/AUT	LCR/Suzuki	15	23:37.822	DNF	1:33.137	144,919
7		Team Streuer	Streuer Bennie	Endeveld Kees	NED/NED	LCR/Suzuki	14	23:39.060	DNF	1:38.253	135,140
45		Reliance Racing	Percy Andy	Swift Michael	GBR/GBR	LCR/Suzuki	10	16:43.811	DNF	1:37.646	136,460
18		G force racing	Gilbert Simon	Howard Mark	GBR/GBR	LCR/Suzuki	2	3:20.552	DNF	1:35.884	136,603
3		BVD Bauspar-Immobilienvermittlungs-Dienst	Hock Kurt	Becker Enrico	GER/GER	Hock/Suzuki	2	3:20.844	DNF	1:36.748	136,404

Announcements

Weather / Track: cloudy / dry

These results are provisional until the conclusion of any judicial and technical matters.

Startet: 19 Classified: 13 Not classified: 6

Margin of Victory	Ø km/h	Best Lap Tm	km/h	Best Lap by
1.058	152,030	1:28.909	154,068	16 - Birchall Ben /Birchall Tom

Zeitnahme/Chief timekeeper: Uwe Jäger

Orbits 4

Rennleiter/Clerk of the course: Olsen Hänel

Sportkommissar/Jury President: Max Deubel

Aushang: h Reg.-Nr.: S 02/09 IMN: 105/01

www.amb-it.com

www.mylaps.com

Licensed to: Camp Company GmbH

Superside FIM Sidecar World Championship

Lapchart

FIM Sidecar WM

Schleizer Dreieck 3,805 Km

Goldrace

10.05.2009 13:45

Race (22 Laps) started at 13:46:16

Competitors

	Laps																						
	0	1	2	3	4	5	6	7	8	9	10	11	12	13	14	15	16	17	18	19	20	21	22
Birchall Ben /Birchall Tom (16)	1	16	44	44	44	44	44	44	44	44	44	44	16	16	16	16	16	16	44	44	44	44	44
Päiväranta Pekka /Hänni Adolf (44)	2	44	16	16	16	16	16	16	16	16	16	16	44	44	44	44	44	44	44	16	16	16	16
Reeves Tim /Reeves Tristan (36)	3	36	36	36	36	36	36	36	36	36	36	36	36	36	36	36	36	36	36	36	36	36	36
Pedder Bryan /Steadman Rodney (75)	4	75	75	75	75	75	75	75	75	75	75	75	75	75	75	75	75	75	75	75	75	75	75
Moser Josef /Wechselberger Manfred	5	11	11	11	11	11	11	11	11	37	37	24	24	24	24	24	24	24	24	24	24	24	37
Roscher Mike /Cluze Gregory (8)	6	8	8	8	37	37	37	37	11	11	37	37	11	37	37	11	37	37	37	37	37	37	24
Spendal Milan /Hill Peter (24)	7	24	37	37	24	24	24	24	24	24	24	11	11	11	11	37	23	23	23	23	23	23	23
Hock Kurt /Becker Enrico (3)	8	3	24	24	24	23	23	23	23	23	23	23	23	23	23	23	48	48	48	48	8	8	8
Centner Wolfram /Wolfram Andy (23)	9	23	3	23	23	5	5	5	5	5	5	5	5	5	48	48	8	8	8	8	48	48	48
Knight Gary /Knight Dan (37)	10	37	23	18	5	48	48	48	48	48	48	48	48	48	5	5	5	5	5	5	56	5	5
Gilbert Simon /Howard Mark (18)	11	18	18	3	48	52	52	45	45	45	73	56	8	8	8	8	56	56	56	73	73	73	52
Barbier Franck /Debroisse Emmanuel	12	5	5	5	52	45	45	52	73	73	45	8	56	56	56	56	73	73	73	73	73	73	52
Percy Andy /Swift Michael (45)	13	45	48	48	45	73	73	73	73	56	56	56	73	73	73	73	52	52	52	52	52	52	52
Remse Janez /Biggs David (52)	14	52	45	45	73	56	56	56	52	52	52	7	7	7	7	52	14	14	14	14	14	14	14
Knapton Ken /Belsey Tony (48)	15	48	52	52	7	7	7	7	7	7	8	52	52	52	52	14							
Rutz Jakob /Hofer Thomas (56)	16	56	73	73	56	14	14	14	14	14	8	7	14	14	14	14							
Cheplow Craig /Evanson Dan (73)	17	73	7	7	14	8	8	8	8	8	14	14	14	14	14								
Streuer Bennie /Endeveld Kees (7)	18	7	56	56																			
Keppel Jarno /Dirksen Freek (14)	19	14	14	14																			

Zeitnahme /Chief timekeeper: Uwe Jäger

Rennleiter /Clerk of the course: Olsen Hänel

Sportkommissar /Jury President: Max Deubel

Aushang: h Reg.-Nr.: S 02/09 IMN: 105/01

Printed: 10.05.2009 14:25:55

Orbits 4

www.amb-it.com

www.mylaps.com

Licensed to: Camp Company GmbH



Superside FIM Sidecar World Championship

FIM Sidecar WM

Schleizer Dreieck 3,805 Km

Goldrace

10.05.2009 13:45

Race (22 Laps) started at 13:46:16

Lap	Lap Tm	Diff	Time of Day
(44) Päivärinta Pekka /Hänni Adolf			
1	1:34.882	+5.757	13:47:53.692
2	1:30.015	+0.890	13:49:23.707
3	1:29.607	+0.482	13:50:53.314
4	1:29.524	+0.399	13:52:22.838
5	1:29.189	+0.064	13:53:52.027
6	1:29.858	+0.733	13:55:21.885
7	1:29.245	+0.120	13:56:51.130
8	1:29.522	+0.397	13:58:20.652
9	1:29.544	+0.419	13:59:50.196
10	1:30.079	+0.954	14:01:20.275
11	1:29.125		14:02:49.400
12	1:30.456	+1.331	14:04:19.856
13	1:29.823	+0.698	14:05:49.679
14	1:30.477	+1.352	14:07:20.156
15	1:30.354	+1.229	14:08:50.510
16	1:30.272	+1.147	14:10:20.782
17	1:29.730	+0.605	14:11:50.512
18	1:29.913	+0.788	14:13:20.425
19	1:29.623	+0.498	14:14:50.048
20	1:29.313	+0.188	14:16:19.361
21	1:29.571	+0.446	14:17:48.932
22	1:29.964	+0.839	14:19:18.896

Lap	Lap Tm	Diff	Time of Day
(16) Birchall Ben /Birchall Tom			
1	1:35.819	+6.910	13:47:54.363
2	1:29.900	+0.991	13:49:24.263
3	1:30.732	+1.823	13:50:54.995
4	1:29.435	+0.526	13:52:24.430
5	1:28.909		13:53:53.339
6	1:28.966	+0.057	13:55:22.305
7	1:29.296	+0.387	13:56:51.601
8	1:29.456	+0.547	13:58:21.057
9	1:30.245	+1.336	13:59:51.302
10	1:29.274	+0.365	14:01:20.576
11	1:28.932	+0.023	14:02:49.508
12	1:29.946	+1.037	14:04:19.454
13	1:29.757	+0.848	14:05:49.211
14	1:29.967	+1.058	14:07:19.178
15	1:29.349	+0.440	14:08:48.527
16	1:30.608	+1.699	14:10:19.135
17	1:30.623	+1.714	14:11:49.758
18	1:31.051	+2.142	14:13:20.809
19	1:29.673	+0.764	14:14:50.482
20	1:29.246	+0.337	14:16:19.728
21	1:29.501	+0.592	14:17:49.229
22	1:30.725	+1.816	14:19:19.954

Lap	Lap Tm	Diff	Time of Day
(36) Reeves Tim /Reeves Tristan			
1	1:35.906	+4.932	13:47:55.013
2	1:31.624	+0.650	13:49:26.637
3	1:30.974		13:50:57.611
4	1:31.555	+0.581	13:52:29.166
5	1:31.294	+0.320	13:54:00.460
6	1:31.742	+0.768	13:55:32.202
7	1:31.789	+0.815	13:57:03.991
8	1:31.427	+0.453	13:58:35.418
9	1:31.796	+0.822	14:00:07.214
10	1:31.780	+0.806	14:01:38.994
11	1:32.071	+1.097	14:03:11.065
12	1:33.102	+2.128	14:04:44.167
13	1:32.126	+1.152	14:06:16.293
14	1:32.074	+1.100	14:07:48.367
15	1:32.499	+1.525	14:09:20.866
16	1:33.174	+2.200	14:10:54.040

Lap	Lap Tm	Diff	Time of Day
17	1:33.125	+2.151	14:12:27.165
18	1:34.292	+3.318	14:14:01.457
19	1:35.800	+4.826	14:15:37.257
20	1:35.598	+4.624	14:17:12.855
21	1:34.835	+3.861	14:18:47.690
22	1:35.118	+4.144	14:20:22.808

Lap	Lap Tm	Diff	Time of Day
(75) Pedder Bryan /Steadman Rodney			
1	1:36.402	+4.787	13:47:55.642
2	1:32.191	+0.576	13:49:27.833
3	1:31.934	+0.319	13:50:59.767
4	1:32.363	+0.748	13:52:32.130
5	1:31.782	+0.167	13:54:03.912
6	1:31.615		13:55:35.527
7	1:32.560	+0.945	13:57:08.087
8	1:32.437	+0.822	13:58:40.524
9	1:31.906	+0.291	14:00:12.430
10	1:33.525	+1.910	14:01:45.955
11	1:33.283	+1.668	14:03:19.238
12	1:35.854	+4.239	14:04:55.092
13	1:33.674	+2.059	14:06:28.766
14	1:32.711	+1.096	14:08:01.477
15	1:33.405	+1.790	14:09:34.882
16	1:32.657	+1.042	14:11:07.539
17	1:32.537	+0.922	14:12:40.076
18	1:32.825	+1.210	14:14:12.901
19	1:33.709	+2.094	14:15:46.610
20	1:34.758	+3.143	14:17:21.368
21	1:32.334	+0.719	14:18:53.702
22	1:34.206	+2.591	14:20:27.908

Lap	Lap Tm	Diff	Time of Day
(37) Knight Gary /Knight Dan			
1	1:39.850	+7.093	13:48:00.504
2	1:34.275	+1.518	13:49:34.779
3	1:32.757		13:51:07.536
4	1:33.416	+0.659	13:52:40.952
5	1:33.893	+1.136	13:54:14.845
6	1:33.449	+0.692	13:55:48.294
7	1:33.287	+0.530	13:57:21.581
8	1:33.607	+0.850	13:58:55.188
9	1:33.339	+0.582	14:00:28.527
10	1:33.141	+0.384	14:02:01.668
11	1:34.415	+1.658	14:03:36.083
12	1:34.025	+1.268	14:05:10.108
13	1:34.404	+1.647	14:06:44.512
14	1:33.303	+0.546	14:08:17.815
15	1:37.301	+4.544	14:09:55.116
16	1:34.869	+2.112	14:11:29.985
17	1:33.263	+0.506	14:13:03.248
18	1:34.248	+1.491	14:14:37.496
19	1:33.585	+0.828	14:16:11.081
20	1:34.400	+1.643	14:17:45.481
21	1:34.608	+1.851	14:19:20.089

Lap	Lap Tm	Diff	Time of Day
(24) Spendal Milan /Hill Peter			
1	1:40.568	+7.932	13:48:00.661
2	1:34.802	+2.166	13:49:35.463
3	1:32.781	+0.145	13:51:08.244
4	1:34.210	+1.574	13:52:42.454
5	1:32.830	+0.194	13:54:15.284
6	1:33.443	+0.807	13:55:48.727
7	1:33.462	+0.826	13:57:22.129
8	1:33.591	+0.955	13:58:55.780
9	1:34.251	+1.615	14:00:30.031
10	1:33.021	+0.385	14:02:03.052
11	1:32.636		14:03:35.688

Lap	Lap Tm	Diff	Time of Day
12	1:33.820	+1.184	14:05:09.508
13	1:33.844	+1.208	14:06:43.352
14	1:34.068	+1.432	14:08:17.420
15	1:33.836	+1.200	14:09:51.256
16	1:34.029	+1.393	14:11:25.285
17	1:34.488	+1.852	14:12:59.773
18	1:34.800	+2.164	14:14:34.573
19	1:35.844	+3.208	14:16:10.417
20	1:34.713	+2.077	14:17:45.130
21	1:35.376	+2.740	14:19:20.506

Lap	Lap Tm	Diff	Time of Day
(23) Centner Wolfram /Wolfram Andy			
1	1:40.398	+6.518	13:48:01.041
2	1:35.942	+2.062	13:49:36.983
3	1:34.610	+0.730	13:51:11.593
4	1:34.821	+0.941	13:52:46.414
5	1:34.405	+0.525	13:54:20.819
6	1:34.646	+0.766	13:55:55.465
7	1:34.451	+0.571	13:57:29.916
8	1:34.565	+0.685	13:59:04.481
9	1:33.941	+0.061	14:00:38.422
10	1:34.097	+0.217	14:02:12.519
11	1:33.880		14:03:46.399
12	1:33.897	+0.017	14:05:20.296
13	1:37.019	+3.139	14:06:57.315
14	1:35.647	+1.767	14:08:32.962
15	1:35.438	+1.558	14:10:08.400
16	1:36.331	+2.451	14:11:44.731
17	1:36.921	+3.041	14:13:21.652
18	1:35.213	+1.333	14:14:56.865
19	1:34.780	+0.900	14:16:31.645
20	1:34.778	+0.898	14:18:06.423
21	1:36.586	+2.706	14:19:43.009

Lap	Lap Tm	Diff	Time of Day
(8) Roscher Mike /Cluze Gregory			
1	1:38.225	+6.361	13:47:58.259
2	1:33.137	+1.273	13:49:31.396
3	1:34.260	+2.396	13:51:05.656
p4	2:42.125	+1:10.261	13:53:47.781
5	1:40.142	+8.278	13:55:27.923
6	1:33.134	+1.270	13:57:01.057
7	1:32.624	+0.760	13:58:33.681
8	1:32.291	+0.427	14:00:05.972
9	1:32.258	+0.394	14:01:38.230
10	1:31.943	+0.079	14:03:10.173
11	1:32.810	+0.946	14:04:42.983
12	1:32.300	+0.436	14:06:15.283
13	1:31.864		14:07:47.147
14	1:32.429	+0.565	14:09:19.576
15	1:32.507	+0.643	14:10:52.083
16	1:32.655	+0.791	14:12:24.738
17	1:32.475	+0.611	14:13:57.213
18	1:33.207	+1.343	14:15:30.420
19	1:33.534	+1.670	14:17:03.954
20	1:32.981	+1.117	14:18:36.935
21	1:33.521	+1.657	14:20:10.456

Lap	Lap Tm	Diff	Time of Day
(48) Knapton Ken /Belsey Tony			
1	1:40.544	+5.053	13:48:02.204
2	1:36.557	+1.066	13:49:38.761
3	1:36.588	+1.097	13:51:15.349
4	1:35.588	+0.097	13:52:50.937
5	1:35.491		13:54:26.428
6	1:36.047	+0.556	13:56:02.475
7	1:36.219	+0.728	13:57:38.694
8	1:36.389	+0.898	13:59:15.083

Superside FIM Sidecar World Championship

FIM Sidecar WM

Schleizer Dreieck 3,805 Km

Goldrace

10.05.2009 13:45

Race (22 Laps) started at 13:46:16

Lap	Lap Tm	Diff	Time of Day
9	1:36.410	+0.919	14:00:51.493
10	1:36.783	+1.292	14:02:28.276
11	1:37.442	+1.951	14:04:05.718
12	1:37.192	+1.701	14:05:42.910
13	1:37.735	+2.244	14:07:20.645
14	1:37.333	+1.842	14:08:57.978
15	1:36.904	+1.413	14:10:34.882
16	1:38.495	+3.004	14:12:13.377
17	1:39.072	+3.581	14:13:52.449
18	1:36.342	+0.851	14:15:28.791
19	1:36.882	+1.391	14:17:05.673
20	1:38.934	+3.443	14:18:44.607
21	1:42.558	+7.067	14:20:27.165

(5) Barbier Franck /Debroisse Emmanuel

1	1:40.977	+6.791	13:48:02.114
2	1:35.684	+1.498	13:49:37.798
3	1:34.639	+0.453	13:51:12.437
4	1:34.186		13:52:46.623
5	1:34.786	+0.600	13:54:21.409
6	1:35.196	+1.010	13:55:56.605
7	1:35.098	+0.912	13:57:31.703
8	1:35.646	+1.460	13:59:07.349
9	1:36.013	+1.827	14:00:43.362
10	1:37.633	+3.447	14:02:20.995
11	1:37.248	+3.062	14:03:58.243
12	1:38.743	+4.557	14:05:36.986
13	1:39.809	+5.623	14:07:16.795
14	1:43.609	+9.423	14:09:00.404
15	1:44.496	+10.310	14:10:44.900
16	1:46.739	+12.553	14:12:31.639
17	1:51.281	+17.095	14:14:22.920
18	1:53.237	+19.051	14:16:16.157
19	2:01.940	+27.754	14:18:18.097
20	2:04.077	+29.891	14:20:22.174

(73) Chaplow Craig /Evanson Dan

1	1:43.352	+4.731	13:48:05.375
2	1:38.849	+0.228	13:49:44.224
3	1:40.451	+1.830	13:51:24.675
4	1:40.300	+1.679	13:53:04.975
5	1:39.783	+1.162	13:54:44.758
6	1:38.621		13:56:23.379
7	1:38.955	+0.334	13:58:02.334
8	1:39.435	+0.814	13:59:41.769
9	1:39.856	+1.235	14:01:21.625
10	1:38.737	+0.116	14:03:00.362
11	1:44.619	+5.998	14:04:44.981
12	1:43.932	+5.311	14:06:28.913
13	1:42.040	+3.419	14:08:10.953
14	1:42.215	+3.594	14:09:53.168
15	1:41.163	+2.542	14:11:34.331
16	1:50.494	+11.873	14:13:24.825
17	1:47.864	+9.243	14:15:12.689
18	1:46.251	+7.630	14:16:58.940
19	1:47.412	+8.791	14:18:46.352
20	1:44.877	+6.256	14:20:31.229

(52) Remse Janez /Biggs David

1	1:42.929	+5.376	13:48:04.450
2	1:37.553		13:49:42.003
3	1:39.372	+1.819	13:51:21.375
4	1:38.337	+0.784	13:52:59.712
5	1:38.378	+0.825	13:54:38.090
6	1:37.813	+0.260	13:56:15.903
7	1:40.485	+2.932	13:57:56.388

Lap	Lap Tm	Diff	Time of Day
8	1:46.973	+9.420	13:59:43.361
9	1:43.158	+5.605	14:01:26.519
10	1:41.905	+4.352	14:03:08.424
11	1:51.067	+13.514	14:04:59.491
12	1:49.059	+11.506	14:06:48.550
13	1:47.709	+10.156	14:08:36.259
14	1:47.462	+9.909	14:10:23.721
15	1:48.007	+10.454	14:12:11.728
16	1:44.786	+7.233	14:13:56.514
17	1:44.401	+6.848	14:15:40.915
18	1:42.362	+4.809	14:17:23.277
19	1:43.952	+6.399	14:19:07.229
20	1:44.938	+7.385	14:20:52.167

(14) Keppel Jarno /Dirksen Freek

1	1:46.845	+6.093	13:48:09.284
2	1:42.003	+1.251	13:49:51.287
3	1:41.606	+0.854	13:51:32.893
4	1:42.203	+1.451	13:53:15.096
5	1:40.752		13:54:55.848
6	1:41.537	+0.785	13:56:37.385
7	1:41.693	+0.941	13:58:19.078
8	1:42.656	+1.904	14:00:01.734
9	1:46.369	+5.617	14:01:48.103
10	1:43.092	+2.340	14:03:31.195
11	1:44.668	+3.916	14:05:15.863
12	1:43.312	+2.560	14:06:59.175
13	1:43.265	+2.513	14:08:42.440
14	1:43.684	+2.932	14:10:26.124
15	1:49.465	+8.713	14:12:15.589
16	1:52.016	+11.264	14:14:07.605
17	1:47.504	+6.752	14:15:55.109
18	1:48.901	+8.149	14:17:44.010
19	1:51.040	+10.288	14:19:35.050

(56) Rutz Jakob /Hofer Thomas

1	1:45.424	+7.026	13:48:07.302
2	1:38.398		13:49:45.700
3	1:39.765	+1.367	13:51:25.465
4	1:39.901	+1.503	13:53:05.366
5	1:39.814	+1.416	13:54:45.180
6	1:39.075	+0.677	13:56:24.255
7	1:39.051	+0.653	13:58:03.306
8	1:39.105	+0.707	13:59:42.411
9	1:39.592	+1.194	14:01:22.003
10	1:38.719	+0.321	14:03:00.722
11	1:39.162	+0.764	14:04:39.884
12	1:41.726	+3.328	14:06:21.610
13	1:39.213	+0.815	14:08:00.823
14	1:41.085	+2.687	14:09:41.908
15	1:40.104	+1.706	14:11:22.012
16	1:39.367	+0.969	14:13:01.379
17	1:39.900	+1.502	14:14:41.279
18	1:41.569	+3.171	14:16:22.848
19	1:40.387	+1.989	14:18:03.235

(11) Moser Josef /Wechselberger Manfred

1	1:37.786	+4.649	13:47:57.476
2	1:33.264	+0.127	13:49:30.740
3	1:34.880	+1.743	13:51:05.620
4	1:33.951	+0.814	13:52:39.571
5	1:33.464	+0.327	13:54:13.035
6	1:33.423	+0.286	13:55:46.458
7	1:34.668	+1.531	13:57:21.126
8	1:33.857	+0.720	13:58:54.983
9	1:34.357	+1.220	14:00:29.340

Lap	Lap Tm	Diff	Time of Day
10	1:33.625	+0.488	14:02:02.965
11	1:33.835	+0.698	14:03:36.800
12	1:35.306	+2.169	14:05:12.106
13	1:33.157	+0.020	14:06:45.263
14	1:33.137		14:08:18.400
15	1:36.102	+2.965	14:09:54.502

(7) Streuer Bennie /Endeveld Kees

1	1:44.072	+5.819	13:48:06.450
2	1:38.253		13:49:44.703
3	1:40.190	+1.937	13:51:24.893
4	1:41.080	+2.827	13:53:05.973
5	1:41.296	+3.043	13:54:47.269
6	1:40.781	+2.528	13:56:28.050
7	1:43.074	+4.821	13:58:11.124
8	1:40.001	+1.748	13:59:51.125
9	1:39.524	+1.271	14:01:30.649
10	1:40.670	+2.417	14:03:11.319
11	1:44.134	+5.881	14:04:55.453
12	1:40.102	+1.849	14:06:35.555
13	1:38.840	+0.587	14:08:14.395
14	1:41.345	+3.092	14:09:55.740

(45) Percy Andy /Swift Michael

1	1:42.877	+5.231	13:48:04.059
2	1:37.646		13:49:41.705
3	1:40.668	+3.022	13:51:22.373
4	1:37.859	+0.213	13:53:00.232
5	1:38.162	+0.516	13:54:38.394
6	1:37.953	+0.307	13:56:16.347
7	1:37.872	+0.226	13:57:54.219
8	1:42.314	+4.668	13:59:36.533
9	1:42.197	+4.551	14:01:18.730
10	1:41.761	+4.115	14:03:00.491

(18) Gilbert Simon /Howard Mark

1	1:40.275	+4.391	13:48:01.348
2	1:35.884		13:49:37.232

(3) Hock Kurt /Becker Enrico

1	1:40.311	+3.563	13:48:00.776
2	1:36.748		13:49:37.524

Zeitnahme/Chief timekeeper: Uwe Jäger

Orbits 4

Rennleiter/Clerk of the course: Olsen Hänel

www.amb-it.com

Sportkommissar/Jury President: Max Deubel

www.mylaps.com

Aushang: h Reg.-Nr.: S 02/09 IMN: 105/01

Licensed to: Camp Company GmbH