

# EURO-Winterpokal

Bambini Erftlandring Kerpen 1,107 Km

1. freies Training 02.02.2013 10:45

Training gestartet um 10:46:07

Pos.	Nr.	Name	Nat-Wohnort	Fabrikat	Bewerber/Sponsor	Rnd.	Beste Zeit	Diff.	km/h	In Rd.
1	45	Constantin Ernst	GER-Remscheid	Birel/IAME		9	1:07.196		59,307	6
2	43	Dennis Peter Scott	GER-Wallenhorst	Birel/IAME	Solgat Motorsport	9	1:08.015	0.819	58,593	6
3	39	Jan David Fusen	GER-Köln	Tony/	Trafo Racing	6	1:08.688	1.492	58,019	2
4	38	Niklas Krütten	GER-Trier	Topkart/Watersw	Dirscher Racing	6	1:08.815	1.619	57,912	5
5	36	Jan Hendrik Heimbach	GER-Moers	Tony/Waterswift		7	1:08.826	1.630	57,903	7
6	44	Jan Lukas Keil	GER-Rommerskirchen	Birel/IAME	Solgat Motorsport	3	1:08.901	1.705	57,840	3
7	41	Jan Vincent Stolle	GER-Köln	Tony/IAME		6	1:09.280	2.084	57,523	4
8	42	Philipp Damhuis	GER-Haren	CRG/IAME		8	1:10.668	3.472	56,393	5
9	33	Paul Enders	GER-Salmtal	Topkart/Watersw		4	1:12.195	4.999	55,200	4
10	46	Jan Schultes	GER-Bergheim	Tony/IAME		4	1:13.595	6.399	54,150	3
11	40	Rico Volz	GER-Schönberg	Birel/IAME	Solgat Motorsport	4	1:15.114	7.918	53,055	3
12	1	Nico Hantke	GER-Hürth			4	1:15.198	8.002	52,996	3
13	2	Linus Jansen	GER-Erkelenz	Birel/Gazelle		4	1:15.229	8.033	52,974	3
14	55	David Qufaj	GER-Nürnberg	Tony/Waterswift	KSM Motorsport	8	1:15.850	8.654	52,541	4
15	35	Marcel Weber	GER-Nürtingen	/		5	1:16.268	9.072	52,253	4
16	34	Doueid Ghattas	GER-Bonn	Jesolo/Waterswif	TR Racing	6	1:16.366	9.170	52,186	3

Zeitnahmekommissar & Auswertung: Monika Riehmers

Orbits

Rennleiter: Dieter Bringsken Rennsekretär: Christa Fritzsche

Aushang: Uhr Reg.Nr.: K-CS 01/13

Unterschrift RL: Unterschrift ZK:



www.mylaps.com

Lizenziert für Camp Company GmbH

# EURO-Winterpokal

Bambini

Erftlandring Kerpen 1,107 Km

1. freies Training

02.02.2013 10:45

Training gestartet um 10:46:07

Runde	Rundenzeit	Diff.	Tageszeit
<b>(45) Constantin Ernst</b>			
1	1:15.297	+8.101	10:47:36.329
2	1:09.277	+2.081	10:48:45.606
3	1:09.344	+2.148	10:49:54.950
4	1:08.580	+1.384	10:51:03.530
5	1:07.680	+0.484	10:52:11.210
6	<b>1:07.196</b>		10:53:18.406
7	1:08.078	+0.882	10:54:26.484
8	1:14.277	+7.081	10:55:40.761
9	1:07.226	+0.030	10:56:47.987

Runde	Rundenzeit	Diff.	Tageszeit
<b>(43) Dennis Peter Scott</b>			
1	1:17.119	+9.104	10:47:31.263
2	1:12.662	+4.647	10:48:43.925
3	1:09.744	+1.729	10:49:53.669
4	1:09.552	+1.537	10:51:03.221
5	1:08.554	+0.539	10:52:11.775
6	<b>1:08.015</b>		10:53:19.790
7	1:09.127	+1.112	10:54:28.917
8	1:08.531	+0.516	10:55:37.448
9	1:09.132	+1.117	10:56:46.580

Runde	Rundenzeit	Diff.	Tageszeit
<b>(39) Jan David Fusen</b>			
1	2:21.877	+1:13.189	10:48:40.011
2	<b>1:08.688</b>		10:49:48.699
3	1:09.601	+0.913	10:50:58.300
4	1:09.114	+0.426	10:52:07.414
5	1:08.719	+0.031	10:53:16.133
6	1:10.167	+1.479	10:54:26.300

Runde	Rundenzeit	Diff.	Tageszeit
<b>(38) Niklas Krütten</b>			
1	1:12.338	+3.523	10:47:30.981
2	1:15.491	+6.676	10:48:46.472
3	1:11.460	+2.645	10:49:57.932
4	1:10.066	+1.251	10:51:07.998
5	<b>1:08.815</b>		10:52:16.813
6	1:10.128	+1.313	10:53:26.941

Runde	Rundenzeit	Diff.	Tageszeit
<b>(36) Jan Hendrik Heimbach</b>			
1	1:11.035	+2.209	10:47:28.669
2	1:09.994	+1.168	10:48:38.663
3	1:09.821	+0.995	10:49:48.484
4	1:10.004	+1.178	10:50:58.488
5	1:11.149	+2.323	10:52:09.637
6	1:34.737	+25.911	10:53:44.374
7	<b>1:08.826</b>		10:54:53.200

Runde	Rundenzeit	Diff.	Tageszeit
<b>(44) Jan Lukas Keil</b>			
1	1:11.703	+2.802	10:47:26.206
2	1:11.297	+2.396	10:48:37.503
3	<b>1:08.901</b>		10:49:46.404

Runde	Rundenzeit	Diff.	Tageszeit
<b>(41) Jan Vincent Stolle</b>			
1	1:11.275	+1.995	10:47:27.445
2	1:10.056	+0.776	10:48:37.501
3	1:10.970	+1.690	10:49:48.471
4	<b>1:09.280</b>		10:50:57.751
5	1:57.950	+48.670	10:52:55.701
6	1:13.216	+3.936	10:54:08.917

Runde	Rundenzeit	Diff.	Tageszeit
<b>(42) Philipp Damhuis</b>			
1	1:19.008	+8.340	10:47:39.116
2	1:14.243	+3.575	10:48:53.359
3	1:11.544	+0.876	10:50:04.903
4	1:13.146	+2.478	10:51:18.409

Runde	Rundenzeit	Diff.	Tageszeit
5	<b>1:10.668</b>		10:52:28.717
6	1:11.838	+1.170	10:53:40.555
7	1:11.334	+0.666	10:54:51.889
8	1:10.687	+0.019	10:56:02.576

Runde	Rundenzeit	Diff.	Tageszeit
<b>(33) Paul Enders</b>			
1	1:18.468	+6.273	10:48:16.151
2	1:15.555	+3.360	10:49:31.706
3	1:12.508	+0.313	10:50:44.214
4	<b>1:12.195</b>		10:51:56.409

Runde	Rundenzeit	Diff.	Tageszeit
<b>(46) Jan Schultes</b>			
1	1:16.938	+3.343	10:49:46.352
2	1:15.439	+1.844	10:51:01.791
3	<b>1:13.595</b>		10:52:15.386
4	4:06.233	+2:52.638	10:56:21.619

Runde	Rundenzeit	Diff.	Tageszeit
<b>(40) Rico Volz</b>			
1	1:21.709	+6.595	10:47:38.794
2	1:15.813	+0.699	10:48:54.607
3	<b>1:15.114</b>		10:50:09.721
4	1:19.187	+4.073	10:51:28.908

Runde	Rundenzeit	Diff.	Tageszeit
<b>(1) Nico Hantke</b>			
1	1:25.237	+10.039	10:47:46.613
2	1:16.802	+1.604	10:49:03.415
3	<b>1:15.198</b>		10:50:18.613
4	1:24.492	+9.294	10:51:43.105

Runde	Rundenzeit	Diff.	Tageszeit
<b>(2) Linus Jansen</b>			
1	1:47.513	+32.284	10:48:07.864
2	1:15.913	+0.684	10:49:23.777
3	<b>1:15.229</b>		10:50:39.006
4	1:15.739	+0.510	10:51:54.745

Runde	Rundenzeit	Diff.	Tageszeit
<b>(55) David Qufaj</b>			
1	1:20.187	+4.337	10:47:41.928
2	1:22.001	+6.151	10:49:03.929
3	1:16.748	+0.898	10:50:20.677
4	<b>1:15.850</b>		10:51:36.527
5	1:16.266	+0.416	10:52:52.793
6	1:18.921	+3.071	10:54:11.714
7	1:16.275	+0.425	10:55:27.989
8	1:15.962	+0.112	10:56:43.951

Runde	Rundenzeit	Diff.	Tageszeit
<b>(35) Marcel Weber</b>			
1	1:18.035	+1.767	10:48:39.285
2	1:22.501	+6.233	10:50:01.786
3	1:19.885	+3.617	10:51:21.671
4	<b>1:16.268</b>		10:52:37.939
5	1:16.352	+0.084	10:53:54.291

Runde	Rundenzeit	Diff.	Tageszeit
<b>(34) Doureid Ghattas</b>			
1	2:23.664	+1:07.298	10:49:14.791
2	1:19.257	+2.891	10:50:34.048
3	<b>1:16.366</b>		10:51:50.414
4	1:16.410	+0.044	10:53:06.824
5	1:16.785	+0.419	10:54:23.609
6	1:21.951	+5.585	10:55:45.560

Zeitnahmekommissar & Auswertung: Monika Riehmers

Orbits

Rennleiter: Dieter Bringsken Rennsekretär: Christa Fritzsche

Aushang: Uhr Reg.Nr.: K-CS 01/13

Unterschrift RL: Unterschrift ZK:



www.mylaps.com

Lizenziert für Camp Company GmbH

# EURO-Winterpokal

Bambini Erftlandring Kerpen 1,107 Km

2. freies Training 02.02.2013 11:45

Training (10:00 Zeit) gestartet um 11:50:13

Pos.	Nr.	Name	Nat-Wohnort	Fabrikat	Bewerber/Sponsor	Rnd.	Beste Zeit	Diff.	km/h	In Rd.
1	45	Constantin Ernst	GER-Remscheid	Birel/IAME		9	1:05.982		60,398	4
2	44	Jan Lukas Keil	GER-Rommerskirchen	Birel/IAME	Solgat Motorsport	7	1:06.344	0.362	60,069	7
3	39	Jan David Fusen	GER-Köln	Tony/	Trafo Racing	9	1:06.574	0.592	59,861	3
4	43	Dennis Peter Scott	GER-Wallenhorst	Birel/IAME	Solgat Motorsport	9	1:06.724	0.742	59,727	9
5	41	Jan Vincent Stolle	GER-Köln	Tony/IAME		9	1:07.037	1.055	59,448	7
6	36	Jan Hendrik Heimbach	GER-Moers	Tony/Waterswift		2	1:07.604	1.622	58,949	2
7	42	Philipp Damhuis	GER-Haren	CRG/IAME		6	1:08.025	2.043	58,584	6
8	46	Jan Schultes	GER-Bergheim	Tony/IAME		7	1:09.243	3.261	57,554	3
9	33	Paul Enders	GER-Salmtal	Topkart/Watersw		7	1:09.507	3.525	57,335	2
10	34	Doueid Ghattas	GER-Bonn	Jesolo/Waterswif	TR Racing	9	1:10.489	4.507	56,536	6
11	35	Marcel Weber	GER-Nürtingen	/		8	1:10.543	4.561	56,493	7
12	38	Niklas Krütten	GER-Trier	Topkart/Watersw	Dirscher Racing	1	1:11.404	5.422	55,812	1
13	40	Rico Volz	GER-Schönberg	Birel/IAME	Solgat Motorsport	5	1:11.896	5.914	55,430	5
14	1	Nico Hantke	GER-Hürth			8	1:12.317	6.335	55,107	6
15	55	David Qufaj	GER-Nürnberg	Tony/Waterswift	KSM Motorsport	7	1:12.701	6.719	54,816	3
16	2	Linus Jansen	GER-Erkelenz	Birel/Gazelle		7	1:12.881	6.899	54,681	4

Zeitnahmekommissar & Auswertung: Monika Riehmers

Orbits

Rennleiter: Dieter Bringsken Rennsekretär: Christa Fritzsche

Aushang: Uhr Reg.Nr.: K-CS 01/13

Unterschrift RL: Unterschrift ZK:



www.mylaps.com

Lizenziert für Camp Company GmbH

# EURO-Winterpokal

Bambini Erftlandring Kerpen 1,107 Km

2. freies Training 02.02.2013 11:45

Training (10:00 Zeit) gestartet um 11:50:13

Runde	Rundenzeit	Diff.	Tageszeit
<b>(45) Constantin Ernst</b>			
1	1:09.032	+3.050	11:51:26.863
2	1:07.226	+1.244	11:52:34.089
3	1:06.161	+0.179	11:53:40.250
4	<b>1:05.982</b>		11:54:46.232
5	1:06.543	+0.561	11:55:52.775
6	1:06.630	+0.648	11:56:59.405
7	1:06.215	+0.233	11:58:05.620
8	1:06.425	+0.443	11:59:12.045
9	1:06.500	+0.518	12:00:18.545

Runde	Rundenzeit	Diff.	Tageszeit
<b>(44) Jan Lukas Keil</b>			
1	1:10.524	+4.180	11:52:48.795
2	1:07.583	+1.239	11:53:56.378
3	1:06.523	+0.179	11:55:02.901
4	1:06.432	+0.088	11:56:09.333
5	2:17.032	+1:10.688	11:58:26.365
6	1:07.445	+1.101	11:59:33.810
7	<b>1:06.344</b>		12:00:40.154

Runde	Rundenzeit	Diff.	Tageszeit
<b>(39) Jan David Fusen</b>			
1	1:11.300	+4.726	11:51:35.395
2	1:09.543	+2.969	11:52:44.938
3	<b>1:06.574</b>		11:53:51.512
4	1:06.880	+0.306	11:54:58.392
5	1:07.433	+0.859	11:56:05.825
6	1:17.702	+11.128	11:57:23.527
7	1:07.102	+0.528	11:58:30.629
8	1:07.149	+0.575	11:59:37.778
9	1:06.687	+0.113	12:00:44.465

Runde	Rundenzeit	Diff.	Tageszeit
<b>(43) Dennis Peter Scott</b>			
1	1:14.114	+7.390	11:51:29.756
2	1:45.669	+38.945	11:53:15.425
3	1:10.132	+3.408	11:54:25.557
4	1:09.774	+3.050	11:55:35.331
5	1:09.013	+2.289	11:56:44.344
6	1:08.721	+1.997	11:57:53.065
7	1:07.239	+0.515	11:59:00.304
8	1:08.388	+1.664	12:00:08.692
9	<b>1:06.724</b>		12:01:15.416

Runde	Rundenzeit	Diff.	Tageszeit
<b>(41) Jan Vincent Stolle</b>			
1	1:09.853	+2.816	11:51:30.481
2	1:10.619	+3.582	11:52:41.100
3	1:08.899	+1.862	11:53:49.999
4	1:07.577	+0.540	11:54:57.576
5	1:08.112	+1.075	11:56:05.688
6	1:07.127	+0.090	11:57:12.815
7	<b>1:07.037</b>		11:58:19.852
8	1:47.070	+40.033	12:00:06.922
9	1:09.981	+2.944	12:01:16.903

Runde	Rundenzeit	Diff.	Tageszeit
<b>(36) Jan Hendrik Heimbach</b>			
1	1:08.972	+1.368	11:52:13.052
2	<b>1:07.604</b>		11:53:20.656

Runde	Rundenzeit	Diff.	Tageszeit
<b>(42) Philipp Damhuis</b>			
1	1:13.680	+5.655	11:51:29.909
2	1:10.897	+2.872	11:52:40.806
3	1:09.033	+1.008	11:53:49.839
4	1:08.321	+0.296	11:54:58.160
5	1:08.921	+0.896	11:56:07.081
6	<b>1:08.025</b>		11:57:15.106

Runde	Rundenzeit	Diff.	Tageszeit
<b>(46) Jan Schultes</b>			
1	1:11.875	+2.632	11:51:32.765
2	1:12.295	+3.052	11:52:45.060
3	<b>1:09.243</b>		11:53:54.303
4	1:26.702	+17.459	11:55:21.005
5	1:14.111	+4.868	11:56:35.116
6	1:12.787	+3.544	11:57:47.903
7	1:10.870	+1.627	11:58:58.773

Runde	Rundenzeit	Diff.	Tageszeit
<b>(33) Paul Enders</b>			
1	1:10.282	+0.775	11:51:44.784
2	<b>1:09.507</b>		11:52:54.291
3	1:16.978	+7.471	11:54:11.269
4	1:10.084	+0.577	11:55:21.353
5	3:27.305	+2:17.798	11:58:48.658
6	1:20.272	+10.765	12:00:08.930
7	1:10.181	+0.674	12:01:19.111

Runde	Rundenzeit	Diff.	Tageszeit
<b>(34) Doureid Ghattas</b>			
1	1:13.847	+3.358	11:51:48.728
2	1:13.048	+2.559	11:53:01.776
3	1:12.141	+1.652	11:54:13.917
4	1:11.440	+0.951	11:55:25.357
5	1:10.514	+0.025	11:56:35.871
6	<b>1:10.489</b>		11:57:46.360
7	1:10.800	+0.311	11:58:57.160
8	1:15.294	+4.805	12:00:12.454
9	1:10.814	+0.325	12:01:23.268

Runde	Rundenzeit	Diff.	Tageszeit
<b>(35) Marcel Weber</b>			
1	1:29.318	+18.775	11:52:45.881
2	1:12.380	+1.837	11:53:58.261
3	1:12.879	+2.336	11:55:11.140
4	1:10.991	+0.448	11:56:22.131
5	1:17.628	+7.085	11:57:39.759
6	1:10.785	+0.242	11:58:50.544
7	<b>1:10.543</b>		12:00:01.087
8	1:11.065	+0.522	12:01:12.152

Runde	Rundenzeit	Diff.	Tageszeit
<b>(38) Niklas Krütten</b>			
1	<b>1:11.404</b>		11:51:38.080

Runde	Rundenzeit	Diff.	Tageszeit
<b>(40) Rico Volz</b>			
1	1:35.115	+23.219	11:56:16.403
2	1:12.973	+1.077	11:57:29.376
3	1:12.989	+1.093	11:58:42.365
4	1:12.612	+0.716	11:59:54.977
5	<b>1:11.896</b>		12:01:06.873

Runde	Rundenzeit	Diff.	Tageszeit
<b>(1) Nico Hantke</b>			
1	1:15.570	+3.253	11:51:37.475
2	1:12.805	+0.488	11:52:50.280
3	1:12.959	+0.642	11:54:03.239
4	1:12.980	+0.663	11:55:16.219
5	1:12.471	+0.154	11:56:28.690
6	<b>1:12.317</b>		11:57:41.007
7	1:12.499	+0.182	11:58:53.506
8	1:13.422	+1.105	12:00:06.928

Runde	Rundenzeit	Diff.	Tageszeit
<b>(55) David Qufaj</b>			
1	1:15.031	+2.330	11:52:09.566
2	1:15.349	+2.648	11:53:24.915
3	<b>1:12.701</b>		11:54:37.616
4	2:03.000	+50.299	11:56:40.616
5	1:15.546	+2.845	11:57:56.162
6	1:39.532	+26.831	11:59:35.694

Zeitnahmekommissar & Auswertung: Monika Riehmers

Orbits

Rennleiter: Dieter Bringsken Rennsekretär: Christa Fritzsche

Aushang: Uhr Reg.Nr.: K-CS 01/13

Unterschrift RL:

Unterschrift ZK:

www.mylaps.com

Lizensiert für Camp Company GmbH

**EURO-Winterpokal**

 Bambini Erftlandring Kerpen 1,107 Km

 3. Freies Training 02.02.2013 12:45

Training gestartet um 12:48:04

Pos.	Nr.	Name	Nat-Wohnort	Fabrikat	Bewerber/Sponsor	Rnd.	Beste Zeit	Diff.	km/h	In Rd.
1	39	Jan David Fusen	GER-Köln	Tony/	Trafo Racing	9	1:05.382		60,953	6
2	36	Jan Hendrik Heimbach	GER-Moers	Tony/Waterswift		9	1:06.095	0.713	60,295	7
3	42	Philipp Damhuis	GER-Haren	CRG/IAME		9	1:06.127	0.745	60,266	3
4	41	Jan Vincent Stolle	GER-Köln	Tony/IAME		9	1:06.181	0.799	60,217	9
5	43	Dennis Peter Scott	GER-Wallenhorst	Birel/IAME	Solgat Motorsport	7	1:06.193	0.811	60,206	6
6	34	Doureid Ghattas	GER-Bonn	Jesolo/Waterswif	TR Racing	6	1:06.329	0.947	60,082	5
7	38	Niklas Krütten	GER-Trier	Topkart/Watersw	Dirscher Racing	9	1:06.477	1.095	59,949	6
8	55	David Qufaj	GER-Nürnberg	Tony/Waterswift	KSM Motorsport	8	1:07.075	1.693	59,414	8
9	33	Paul Enders	GER-Salmtal	Topkart/Watersw		8	1:07.421	2.039	59,109	7
10	46	Jan Schultes	GER-Bergheim	Tony/IAME		9	1:08.074	2.692	58,542	8
11	45	Constantin Ernst	GER-Remscheid	Birel/IAME		9	1:08.802	3.420	57,923	5
12	44	Jan Lukas Keil	GER-Rommerskirchen	Birel/IAME	Solgat Motorsport	4	1:09.889	4.507	57,022	4
13	40	Rico Volz	GER-Schönberg	Birel/IAME	Solgat Motorsport	7	1:11.053	5.671	56,088	7
14	2	Linus Jansen	GER-Erkelenz	Birel/Gazelle		8	1:11.504	6.122	55,734	6
15	1	Nico Hantke	GER-Hürth	Tony/ Gazelle		1	1:14.197	8.815	53,711	1
16	35	Marcel Weber	GER-Nürtingen	/		1	1:40.922	35.540	39,488	1

Zeitnahmekommissar &amp; Auswertung: Monika Riehmers

Orbits

Rennleiter: Dieter Bringsken Rennsekretär: Christa Fritzsche

Aushang: Uhr Reg.Nr.: K-CS 01/13

Unterschrift RL: Unterschrift ZK:



www.mylaps.com

Lizenziert für Camp Company GmbH

# EURO-Winterpokal

Bambini

Erftlandring Kerpen 1,107 Km

3. Freies Training

02.02.2013 12:45

Training gestartet um 12:48:04

Runde	Rundenzeit	Diff.	Tageszeit
<b>(39) Jan David Fusen</b>			
1	1:08.348	+2.966	12:49:35.339
2	1:07.204	+1.822	12:50:42.543
3	1:05.915	+0.533	12:51:48.458
4	1:06.521	+1.139	12:52:54.979
5	1:05.442	+0.060	12:54:00.421
6	<b>1:05.382</b>		12:55:05.803
7	1:06.827	+1.445	12:56:12.630
8	1:06.052	+0.670	12:57:18.682
9	1:05.892	+0.510	12:58:24.574

Runde	Rundenzeit	Diff.	Tageszeit
<b>(36) Jan Hendrik Heimbach</b>			
1	1:10.134	+4.039	12:49:38.236
2	1:07.930	+1.835	12:50:46.166
3	1:06.348	+0.253	12:51:52.514
4	1:07.379	+1.284	12:52:59.893
5	1:07.732	+1.637	12:54:07.625
6	1:06.833	+0.738	12:55:14.458
7	<b>1:06.095</b>		12:56:20.553
8	1:06.164	+0.069	12:57:26.717
9	1:06.473	+0.378	12:58:33.190

Runde	Rundenzeit	Diff.	Tageszeit
<b>(42) Philipp Damhuis</b>			
1	1:11.176	+5.049	12:49:38.831
2	1:08.654	+2.527	12:50:47.485
3	<b>1:06.127</b>		12:51:53.612
4	1:06.136	+0.009	12:52:59.748
5	1:14.664	+8.537	12:54:14.412
6	1:07.863	+1.736	12:55:22.275
7	1:08.428	+2.301	12:56:30.703
8	1:06.605	+0.478	12:57:37.308
9	1:06.850	+0.723	12:58:44.158

Runde	Rundenzeit	Diff.	Tageszeit
<b>(41) Jan Vincent Stolle</b>			
1	1:10.819	+4.638	12:49:30.499
2	1:08.413	+2.232	12:50:38.912
3	1:07.516	+1.335	12:51:46.428
4	1:07.370	+1.189	12:52:53.798
5	1:06.607	+0.426	12:54:00.405
6	1:07.074	+0.893	12:55:07.479
7	1:06.563	+0.382	12:56:14.042
8	1:06.599	+0.418	12:57:20.641
9	<b>1:06.181</b>		12:58:26.822

Runde	Rundenzeit	Diff.	Tageszeit
<b>(43) Dennis Peter Scott</b>			
1	1:08.557	+2.364	12:52:02.946
2	1:07.961	+1.768	12:53:10.907
3	1:06.772	+0.579	12:54:17.679
4	1:06.968	+0.775	12:55:24.647
5	1:06.826	+0.633	12:56:31.473
6	<b>1:06.193</b>		12:57:37.666
7	1:07.088	+0.895	12:58:44.754

Runde	Rundenzeit	Diff.	Tageszeit
<b>(34) Doureid Ghattas</b>			
1	1:10.459	+4.130	12:49:30.880
2	1:19.959	+13.630	12:50:50.839
3	1:12.367	+6.038	12:52:03.206
4	1:07.315	+0.986	12:53:10.521
5	<b>1:06.329</b>		12:54:16.850
6	1:06.489	+0.160	12:55:23.339

Runde	Rundenzeit	Diff.	Tageszeit
<b>(38) Niklas Krütten</b>			
1	1:10.594	+4.117	12:49:27.773
2	1:09.085	+2.608	12:50:36.858
3	1:07.171	+0.694	12:51:44.029

Runde	Rundenzeit	Diff.	Tageszeit
4	1:07.621	+1.144	12:52:51.650
5	1:06.785	+0.308	12:53:58.435
6	<b>1:06.477</b>		12:55:04.912
7	1:07.955	+1.478	12:56:12.867
8	1:07.852	+1.375	12:57:20.719
9	1:07.151	+0.674	12:58:27.870

Runde	Rundenzeit	Diff.	Tageszeit
<b>(55) David Qufaj</b>			
1	1:09.681	+2.606	12:49:56.400
2	1:07.816	+0.741	12:51:04.216
3	1:07.907	+0.832	12:52:12.123
4	1:11.781	+4.706	12:53:23.904
5	1:07.650	+0.575	12:54:31.554
6	1:07.792	+0.717	12:55:39.346
7	1:07.838	+0.763	12:56:47.184
8	<b>1:07.075</b>		12:57:54.259

Runde	Rundenzeit	Diff.	Tageszeit
<b>(33) Paul Enders</b>			
1	1:10.831	+3.410	12:49:27.476
2	1:27.902	+20.481	12:50:55.378
3	1:10.843	+3.422	12:52:06.221
4	1:08.669	+1.248	12:53:14.890
5	1:09.048	+1.627	12:54:23.938
6	1:07.680	+0.259	12:55:31.618
7	<b>1:07.421</b>		12:56:39.039
8	1:07.596	+0.175	12:57:46.635

Runde	Rundenzeit	Diff.	Tageszeit
<b>(46) Jan Schultes</b>			
1	1:10.936	+2.862	12:49:32.014
2	1:10.135	+2.061	12:50:42.149
3	1:08.938	+0.864	12:51:51.087
4	1:12.753	+4.679	12:53:03.840
5	1:08.946	+0.872	12:54:12.786
6	1:09.244	+1.170	12:55:22.030
7	1:10.378	+2.304	12:56:32.408
8	<b>1:08.074</b>		12:57:40.482
9	1:09.485	+1.411	12:58:49.967

Runde	Rundenzeit	Diff.	Tageszeit
<b>(45) Constantin Ernst</b>			
1	1:11.761	+2.959	12:49:27.033
2	1:09.607	+0.805	12:50:36.640
3	1:09.287	+0.485	12:51:45.927
4	1:08.842	+0.040	12:52:54.769
5	<b>1:08.802</b>		12:54:03.571
6	1:11.100	+2.298	12:55:14.671
7	1:09.025	+0.223	12:56:23.696
8	1:17.155	+8.353	12:57:40.851
9	1:09.578	+0.776	12:58:50.429

Runde	Rundenzeit	Diff.	Tageszeit
<b>(44) Jan Lukas Keil</b>			
1	1:14.608	+4.719	12:54:45.927
2	1:10.260	+0.371	12:55:56.187
3	1:10.271	+0.382	12:57:06.458
4	<b>1:09.889</b>		12:58:16.347

Runde	Rundenzeit	Diff.	Tageszeit
<b>(40) Rico Volz</b>			
1	1:14.174	+3.121	12:51:01.159
2	1:18.600	+7.547	12:52:19.759
3	1:11.454	+0.401	12:53:31.213
4	1:17.930	+6.877	12:54:49.143
5	1:11.802	+0.749	12:56:00.945
6	1:11.237	+0.184	12:57:12.182
7	<b>1:11.053</b>		12:58:23.235

Runde	Rundenzeit	Diff.	Tageszeit
<b>(2) Linus Jansen</b>			
1	1:16.993	+5.489	12:49:37.243

Runde	Rundenzeit	Diff.	Tageszeit
2	1:12.757	+1.253	12:50:50.000
3	1:11.860	+0.356	12:52:01.860
4	1:12.321	+0.817	12:53:14.181
5	1:12.066	+0.562	12:54:26.247
6	<b>1:11.504</b>		12:55:37.751
7	1:12.360	+0.856	12:56:50.111
8	1:14.138	+2.634	12:58:04.249

Runde	Rundenzeit	Diff.	Tageszeit
<b>(1) Nico Hantke</b>			
1	<b>1:14.197</b>		12:49:34.865

Runde	Rundenzeit	Diff.	Tageszeit
<b>(35) Marcel Weber</b>			
1	<b>1:40.922</b>		12:51:43.831



# EURO-Winterpokal

Bambini Erftlandring Kerpen 1,107 Km

Zeittraining 02.02.2013 14:30

Qualifikation (10:00 Zeit) gestartet um 14:30:51

Pos.	Nr.	Name	Nat-Wohnort	Fabrikat	Bewerber/Sponsor	Rnd.	Beste Zeit	Diff.	km/h	In Rd.
1	41	Jan Vincent Stolle	GER-Köln	Tony/IAME		10	1:02.613		63,648	7
2	34	Doueid Ghattas	GER-Bonn	Jesolo/Waterswif	TR Racing	10	1:02.975	0.362	63,282	6
3	55	David Qufaj	GER-Nürnberg	Tony/Waterswift	KSM Motorsport	10	1:03.072	0.459	63,185	10
4	45	Constantin Ernst	GER-Remscheid	Birel/IAME		10	1:03.149	0.536	63,108	10
5	44	Jan Lukas Keil	GER-Rommerskirchen	Birel/IAME	Solgat Motorsport	10	1:03.379	0.766	62,879	9
6	39	Jan David Fusen	GER-Köln	Tony/	Trafo Racing	9	1:03.495	0.882	62,764	8
7	42	Philipp Damhuis	GER-Haren	CRG/IAME		9	1:03.693	1.080	62,569	9
8	43	Dennis Peter Scott	GER-Wallenhorst	Birel/IAME	Solgat Motorsport	10	1:03.837	1.224	62,428	9
9	36	Jan Hendrik Heimbach	GER-Moers	Tony/Waterswift		8	1:03.961	1.348	62,307	8
10	33	Paul Enders	GER-Salmatal	Topkart/Watersw		8	1:04.368	1.755	61,913	4
11	38	Niklas Krütten	GER-Trier	Topkart/Watersw	Dirscher Racing	6	1:05.097	2.484	61,219	2
12	46	Jan Schultes	GER-Bergheim	Tony/IAME		9	1:05.255	2.642	61,071	7
13	35	Marcel Weber	GER-Nürtingen	/		9	1:06.066	3.453	60,321	9
14	40	Rico Volz	GER-Schönberg	Birel/IAME	Solgat Motorsport	9	1:06.702	4.089	59,746	7
15	1	Nico Hantke	GER-Hürth	Tony/ Gazelle		9	1:07.089	4.476	59,402	9
16	2	Linus Jansen	GER-Erkelenz	Birel/Gazelle		9	1:09.343	6.730	57,471	9

Bemerkungen  
 Ergebnis vorbehaltlich der technischer und sportlicher Nachuntersuchung

Zeitnahmekommissar & Auswertung: Monika Riehmers Orbits

Rennleiter: Dieter Bringsken Rennsekretär: Christa Fritzsche  
 Aushang: Uhr Reg.Nr.: K-CS 01/13  
 Unterschrift RL: Unterschrift ZK:

www.mylaps.com  
 Lizenziert für Camp Company GmbH



# EURO-Winterpokal

Bambini Erftlandring Kerpen 1,107 Km

Zeittraining 02.02.2013 14:30

Qualifikation (10:00 Zeit) gestartet um 14:30:51

Runde	Rundenzeit	Diff.	Tageszeit
<b>(41) Jan Vincent Stolle</b>			
1	1:07.859	+5.246	14:32:09.276
2	1:03.891	+1.278	14:33:13.167
3	1:03.128	+0.515	14:34:16.295
4	1:03.080	+0.467	14:35:19.375
5	1:03.549	+0.936	14:36:22.924
6	1:03.120	+0.507	14:37:26.044
7	<b>1:02.613</b>		14:38:28.657
8	1:03.453	+0.840	14:39:32.110
9	1:02.742	+0.129	14:40:34.852
10	1:03.387	+0.774	14:41:38.239

Runde	Rundenzeit	Diff.	Tageszeit
<b>(34) Doureid Ghattas</b>			
1	1:07.498	+4.523	14:32:10.067
2	1:04.601	+1.626	14:33:14.668
3	1:03.561	+0.586	14:34:18.229
4	1:04.080	+1.105	14:35:22.309
5	1:03.948	+0.973	14:36:26.257
6	<b>1:02.975</b>		14:37:29.232
7	1:03.293	+0.318	14:38:32.525
8	1:04.581	+1.606	14:39:37.106
9	1:04.140	+1.165	14:40:41.246
10	1:03.699	+0.724	14:41:44.945

Runde	Rundenzeit	Diff.	Tageszeit
<b>(55) David Qufaj</b>			
1	1:08.410	+5.338	14:32:10.858
2	1:06.440	+3.368	14:33:17.298
3	1:09.052	+5.980	14:34:26.350
4	1:04.580	+1.508	14:35:30.930
5	1:04.028	+0.956	14:36:34.958
6	1:03.879	+0.807	14:37:38.837
7	1:04.154	+1.082	14:38:42.991
8	1:03.490	+0.418	14:39:46.481
9	1:03.687	+0.615	14:40:50.168
10	<b>1:03.072</b>		14:41:53.240

Runde	Rundenzeit	Diff.	Tageszeit
<b>(45) Constantin Ernst</b>			
1	1:05.719	+2.570	14:32:03.394
2	1:03.946	+0.797	14:33:07.340
3	1:03.615	+0.466	14:34:10.955
4	1:03.681	+0.532	14:35:14.636
5	1:03.609	+0.460	14:36:18.245
6	1:03.456	+0.307	14:37:21.701
7	1:03.864	+0.715	14:38:25.565
8	1:03.409	+0.260	14:39:28.974
9	1:03.519	+0.370	14:40:32.493
10	<b>1:03.149</b>		14:41:35.642

Runde	Rundenzeit	Diff.	Tageszeit
<b>(44) Jan Lukas Keil</b>			
1	1:05.168	+1.789	14:32:03.786
2	1:03.949	+0.570	14:33:07.735
3	1:03.816	+0.437	14:34:11.551
4	1:03.415	+0.036	14:35:14.966
5	1:03.609	+0.230	14:36:18.575
6	1:03.477	+0.098	14:37:22.052
7	1:04.040	+0.661	14:38:26.092
8	1:03.388	+0.009	14:39:29.480
9	<b>1:03.379</b>		14:40:32.859
10	1:03.487	+0.108	14:41:36.346

Runde	Rundenzeit	Diff.	Tageszeit
<b>(39) Jan David Fusen</b>			
1	1:10.574	+7.079	14:32:31.598
2	1:04.855	+1.360	14:33:36.453
3	1:04.672	+1.177	14:34:41.125
4	1:04.191	+0.696	14:35:45.316

Runde	Rundenzeit	Diff.	Tageszeit
5	1:03.876	+0.381	14:36:49.192
6	1:04.176	+0.681	14:37:53.368
7	1:04.765	+1.270	14:38:58.133
8	<b>1:03.495</b>		14:40:01.628
9	1:03.698	+0.203	14:41:05.326

Runde	Rundenzeit	Diff.	Tageszeit
<b>(42) Philipp Damhuis</b>			
1	1:09.468	+5.775	14:32:10.425
2	1:05.474	+1.781	14:33:15.899
3	1:18.364	+14.671	14:34:34.263
4	1:04.546	+0.853	14:35:38.809
5	1:05.024	+1.331	14:36:43.833
6	1:05.605	+1.912	14:37:49.438
7	1:03.868	+0.175	14:38:53.306
8	1:12.801	+9.108	14:40:06.107
9	<b>1:03.693</b>		14:41:09.800

Runde	Rundenzeit	Diff.	Tageszeit
<b>(43) Dennis Peter Scott</b>			
1	1:05.893	+2.056	14:32:05.058
2	1:04.487	+0.650	14:33:09.545
3	1:04.149	+0.312	14:34:13.694
4	1:04.529	+0.692	14:35:18.223
5	1:05.079	+1.242	14:36:23.302
6	1:03.983	+0.146	14:37:27.285
7	1:04.915	+1.078	14:38:32.200
8	1:05.125	+1.288	14:39:37.325
9	<b>1:03.837</b>		14:40:41.162
10	1:04.321	+0.484	14:41:45.483

Runde	Rundenzeit	Diff.	Tageszeit
<b>(36) Jan Hendrik Heimbach</b>			
1	1:07.635	+3.674	14:33:41.994
2	1:04.156	+0.195	14:34:46.150
3	1:05.354	+1.393	14:35:51.504
4	1:04.527	+0.566	14:36:56.031
5	1:05.109	+1.148	14:38:01.140
6	1:05.742	+1.781	14:39:06.882
7	1:05.061	+1.100	14:40:11.943
8	<b>1:03.961</b>		14:41:15.904

Runde	Rundenzeit	Diff.	Tageszeit
<b>(33) Paul Enders</b>			
1	1:08.395	+4.027	14:32:22.951
2	1:05.373	+1.005	14:33:28.324
3	1:06.829	+2.461	14:34:35.153
4	<b>1:04.368</b>		14:35:39.521
5	1:19.548	+15.180	14:36:59.069
6	1:50.055	+45.687	14:38:49.124
7	1:04.973	+0.605	14:39:54.097
8	1:04.790	+0.422	14:40:58.887

Runde	Rundenzeit	Diff.	Tageszeit
<b>(38) Niklas Krütten</b>			
1	1:07.872	+2.775	14:32:22.650
2	<b>1:05.097</b>		14:33:27.747
3	1:13.918	+8.821	14:34:41.665
4	1:05.211	+0.114	14:35:46.876
5	1:06.823	+1.726	14:36:53.699
6	1:06.882	+1.785	14:38:00.581

Runde	Rundenzeit	Diff.	Tageszeit
<b>(46) Jan Schultes</b>			
1	1:08.568	+3.313	14:32:09.149
2	1:06.797	+1.542	14:33:15.946
3	1:05.440	+0.185	14:34:21.386
4	1:05.742	+0.487	14:35:27.128
5	1:12.920	+7.665	14:36:40.048
6	1:06.039	+0.784	14:37:46.087
7	<b>1:05.255</b>		14:38:51.342
8	1:16.660	+11.405	14:40:08.002

Runde	Rundenzeit	Diff.	Tageszeit
<b>(35) Marcel Weber</b>			
9	1:05.974	+0.719	14:41:13.976

Runde	Rundenzeit	Diff.	Tageszeit
<b>(35) Marcel Weber</b>			
1	1:10.975	+4.909	14:32:13.121
2	1:08.560	+2.494	14:33:21.681
3	1:08.521	+2.455	14:34:30.202
4	1:18.326	+12.260	14:35:48.528
5	1:07.431	+1.365	14:36:55.959
6	1:06.790	+0.724	14:38:02.749
7	1:06.482	+0.416	14:39:09.231
8	1:07.120	+1.054	14:40:16.351
9	<b>1:06.066</b>		14:41:22.417

Runde	Rundenzeit	Diff.	Tageszeit
<b>(40) Rico Volz</b>			
1	1:10.001	+3.299	14:32:10.245
2	1:10.780	+4.078	14:33:21.025
3	1:08.206	+1.504	14:34:29.231
4	1:07.688	+0.986	14:35:36.919
5	1:06.896	+0.194	14:36:43.815
6	1:07.509	+0.807	14:37:51.324
7	<b>1:06.702</b>		14:38:58.026
8	1:08.164	+1.462	14:40:06.190
9	1:07.568	+0.866	14:41:13.758

Runde	Rundenzeit	Diff.	Tageszeit
<b>(1) Nico Hantke</b>			
1	1:12.607	+5.518	14:32:16.159
2	1:09.063	+1.974	14:33:25.222
3	1:10.630	+3.541	14:34:35.852
4	1:24.210	+17.121	14:36:00.062
5	1:08.806	+1.717	14:37:08.868
6	1:07.803	+0.714	14:38:16.671
7	1:08.467	+1.378	14:39:25.138
8	1:07.685	+0.596	14:40:32.823
9	<b>1:07.089</b>		14:41:39.912

Runde	Rundenzeit	Diff.	Tageszeit
<b>(2) Linus Jansen</b>			
1	1:12.439	+3.096	14:32:15.715
2	1:09.421	+0.078	14:33:25.136
3	1:10.335	+0.992	14:34:35.471
4	1:30.068	+20.725	14:36:05.539
5	1:10.579	+1.236	14:37:16.118
6	1:10.527	+1.184	14:38:26.645
7	1:11.121	+1.778	14:39:37.766
8	1:09.523	+0.180	14:40:47.289
9	<b>1:09.343</b>		14:41:56.632

Zeitnahmekommissar & Auswertung: Monika Riehmers

Orbits

Rennleiter: Dieter Bringsken Rennsekretär: Christa Fritzsche

Aushang: Uhr Reg.Nr.: K-CS 01/13

Unterschrift RL:

Unterschrift ZK:



www.mylaps.com

Lizenziert für Camp Company GmbH




# EURO-Winterpokal

Bambini  
 1.Lauf R3  
 Rennen (8 Runden)

Erftlandring Kerpen 1,107 Km  
 02.02.2013 16:05

8	1	2
	15	16
7	35	40
	13	14
6	38	46
	11	12
5	36	33
	9	10
4	42	43
	7	8
3	44	39
	5	6
2	55	45
	3	4
1	41	34
	POLE POSITION 1	2



# EURO-Winterpokal

Bambini Erftlandring Kerpen 1,107 Km

1.Lauf R3 02.02.2013 16:05

Rennen (8 Runden) gestartet um 16:04:35

Pos.	Nr.	Name	Nat-Wohnort	Fabrikat	Bewerber/Sponsor	Rnd.	Gesamtzeit	Diff.	Ø km/h	Beste Zeit	km/h	Pkt.
1	34	Doueid Ghattas	GER-Bonn	Jesolo/Waterswift	TR Racing	8	7:40.376		69,251	56.732	70,246	20
2	55	David Qufaj	GER-Nürnberg	Tony/Waterswift	KSM Motorsport	8	7:46.988	6.612	68,271	56.827	70,129	18
3	43	Dennis Peter Scott	GER-Wallenhorst	Birel/IAME	Solgat Motorsport	8	7:47.944	7.568	68,131	57.363	69,473	16
4	41	Jan Vincent Stolle	GER-Köln	Tony/IAME		8	7:48.664	8.288	68,027	57.936	68,786	15
5	39	Jan David Fusen	GER-Köln	Tony/	Trafo Racing	8	7:48.867	8.491	67,997	57.365	69,471	14
6	45	Constantin Ernst	GER-Remscheid	Birel/IAME		8	7:49.013	8.637	67,976	57.379	69,454	13
7	44	Jan Lukas Keil	GER-Rommerskirch	Birel/IAME	Solgat Motorsport	8	7:54.147	13.771	67,240	58.696	67,896	12
8	46	Jan Schultes	GER-Bergheim	Tony/IAME		8	7:54.399	14.023	67,204	57.587	69,203	11
9	42	Philipp Damhuis	GER-Haren	CRG/IAME		8	7:58.837	18.461	66,581	58.519	68,101	10
10	36	Jan Hendrik Heimbach	GER-Moers	Tony/Waterswift		8	7:59.401	19.025	66,503	58.655	67,943	9
11	33	Paul Enders	GER-Salmthal	Topkart/Waterswift		8	7:59.864	19.488	66,439	58.483	68,143	8
12	1	Nico Hantke	GER-Hürth	Tony/ Gazelle		8	8:11.517	31.141	64,864	1:00.438	65,939	20
13	40	Rico Volz	GER-Schönberg	Birel/IAME	Solgat Motorsport	8	8:25.525	45.149	63,066	1:00.491	65,881	7
14	35	Marcel Weber	GER-Nürtingen	/		8	8:26.699	46.323	62,920	1:01.274	65,039	6
15	2	Linus Jansen	GER-Erkelenz	Birel/Gazelle		8	8:39.091	58.715	61,418	1:03.569	62,691	18
16	38	Niklas Krütten	GER-Trier	Topkart/Waterswift	Dirscher Racing	2	2:02.462	6 Runden	65,085	59.801	66,641	5

## Bemerkungen

Ergebnis vorbehaltlich der technischer und sportlicher Nachuntersuchung

Gestartet: 16 Gewertet: 16 Nicht gewertet: 0

Vorsprung	Ø km/h	Beste Rundenzeit	km/h	Beste Runde von
6.612	69,251	56.732	70,246	34 - Doueid Ghattas

Zeitnahmekommissar & Auswertung: Monika Riehmers

Orbits

Rennleiter: Dieter Bringsken Rennsekretär: Christa Fritzsche

Aushang: Uhr Reg.Nr.: K-CS 01/13

www.mylaps.com

Unterschrift RL: Unterschrift ZK:



Lizenziert für Camp Company GmbH

# EURO-Winterpokal

Bambini

Erftlandring Kerpen 1,107 Km

1.Lauf R3

02.02.2013 16:05

Rennen (8 Runden) gestartet um 16:04:35

Runde	Rundenzeit	Diff.	Tageszeit
<b>(34) Doureid Ghattas</b>			
1	58.922	+2.190	16:05:34.117
2	57.808	+1.076	16:06:31.925
3	58.076	+1.344	16:07:30.001
4	57.354	+0.622	16:08:27.355
5	57.357	+0.625	16:09:24.712
6	57.069	+0.337	16:10:21.781
7	57.058	+0.326	16:11:18.839
8	<b>56.732</b>		16:12:15.571

Runde	Rundenzeit	Diff.	Tageszeit
<b>(55) David Qufaj</b>			
1	1:01.102	+4.275	16:05:36.399
2	58.629	+1.802	16:06:35.028
3	59.104	+2.277	16:07:34.132
4	57.392	+0.565	16:08:31.524
5	58.164	+1.337	16:09:29.688
6	58.228	+1.401	16:10:27.916
7	57.440	+0.613	16:11:25.356
8	<b>56.827</b>		16:12:22.183

Runde	Rundenzeit	Diff.	Tageszeit
<b>(43) Dennis Peter Scott</b>			
1	1:01.094	+3.731	16:05:36.897
2	58.684	+1.321	16:06:35.581
3	58.690	+1.327	16:07:34.271
4	58.546	+1.183	16:08:32.817
5	<b>57.363</b>		16:09:30.180
6	57.777	+0.414	16:10:27.957
7	57.743	+0.380	16:11:25.700
8	57.439	+0.076	16:12:23.139

Runde	Rundenzeit	Diff.	Tageszeit
<b>(41) Jan Vincent Stolle</b>			
1	1:00.758	+2.822	16:05:35.970
2	58.608	+0.672	16:06:34.578
3	58.252	+0.316	16:07:32.830
4	58.382	+0.446	16:08:31.212
5	58.206	+0.270	16:09:29.418
6	<b>57.936</b>		16:10:27.354
7	57.967	+0.031	16:11:25.321
8	58.538	+0.602	16:12:23.859

Runde	Rundenzeit	Diff.	Tageszeit
<b>(39) Jan David Fusen</b>			
1	1:01.310	+3.945	16:05:36.892
2	58.408	+1.043	16:06:35.300
3	58.501	+1.136	16:07:33.801
4	57.512	+0.147	16:08:31.313
5	58.185	+0.820	16:09:29.498
6	59.103	+1.738	16:10:28.601
7	<b>57.365</b>		16:11:25.966
8	58.096	+0.731	16:12:24.062

Runde	Rundenzeit	Diff.	Tageszeit
<b>(45) Constantin Ernst</b>			
1	1:01.868	+4.489	16:05:37.234
2	58.895	+1.516	16:06:36.129
3	58.570	+1.191	16:07:34.699
4	58.325	+0.946	16:08:33.024
5	58.442	+1.063	16:09:31.466
6	<b>57.379</b>		16:10:28.845
7	57.398	+0.019	16:11:26.243
8	57.965	+0.586	16:12:24.208

Runde	Rundenzeit	Diff.	Tageszeit
<b>(44) Jan Lukas Keil</b>			
1	1:00.893	+2.197	16:05:36.320
2	<b>58.696</b>		16:06:35.016
3	58.708	+0.012	16:07:33.724
4	58.918	+0.222	16:08:32.642

Runde	Rundenzeit	Diff.	Tageszeit
5	59.537	+0.841	16:09:32.179
6	58.834	+0.138	16:10:31.013
7	59.479	+0.783	16:11:30.492
8	58.850	+0.154	16:12:29.342

Runde	Rundenzeit	Diff.	Tageszeit
<b>(46) Jan Schultes</b>			
1	1:02.767	+5.180	16:05:39.595
2	59.483	+1.896	16:06:39.078
3	59.630	+2.043	16:07:38.708
4	58.931	+1.344	16:08:37.639
5	58.758	+1.171	16:09:36.397
6	57.927	+0.340	16:10:34.324
7	<b>57.587</b>		16:11:31.911
8	57.683	+0.096	16:12:29.594

Runde	Rundenzeit	Diff.	Tageszeit
<b>(42) Philipp Damhuis</b>			
1	1:03.306	+4.787	16:05:39.211
2	59.504	+0.985	16:06:38.715
3	59.615	+1.096	16:07:38.330
4	1:00.844	+2.325	16:08:39.174
5	59.144	+0.625	16:09:38.318
6	<b>58.519</b>		16:10:36.837
7	58.615	+0.096	16:11:35.452
8	58.580	+0.061	16:12:34.032

Runde	Rundenzeit	Diff.	Tageszeit
<b>(36) Jan Hendrik Heimbach</b>			
1	1:02.712	+4.057	16:05:38.736
2	59.646	+0.991	16:06:38.382
3	59.840	+1.185	16:07:38.222
4	59.231	+0.576	16:08:37.453
5	59.765	+1.110	16:09:37.218
6	59.102	+0.447	16:10:36.320
7	<b>58.655</b>		16:11:34.975
8	59.621	+0.966	16:12:34.596

Runde	Rundenzeit	Diff.	Tageszeit
<b>(33) Paul Enders</b>			
1	1:03.302	+4.819	16:05:39.969
2	59.811	+1.328	16:06:39.780
3	59.146	+0.663	16:07:38.926
4	1:00.332	+1.849	16:08:39.258
5	<b>58.483</b>		16:09:37.741
6	58.920	+0.437	16:10:36.661
7	58.639	+0.156	16:11:35.300
8	59.759	+1.276	16:12:35.059

Runde	Rundenzeit	Diff.	Tageszeit
<b>(1) Nico Hantke</b>			
1	1:03.937	+3.499	16:05:40.895
2	1:01.020	+0.582	16:06:41.915
3	1:00.835	+0.397	16:07:42.750
4	1:00.791	+0.353	16:08:43.541
5	1:01.516	+1.078	16:09:45.057
6	1:00.441	+0.003	16:10:45.498
7	1:00.776	+0.338	16:11:46.274
8	<b>1:00.438</b>		16:12:46.712

Runde	Rundenzeit	Diff.	Tageszeit
<b>(40) Rico Volz</b>			
1	1:06.591	+6.100	16:05:43.682
2	1:02.645	+2.154	16:06:46.327
3	1:03.427	+2.936	16:07:49.754
4	1:03.748	+3.257	16:08:53.502
5	1:03.312	+2.821	16:09:56.814
6	1:01.773	+1.282	16:10:58.587
7	1:01.642	+1.151	16:12:00.229
8	<b>1:00.491</b>		16:13:00.720

Runde	Rundenzeit	Diff.	Tageszeit
<b>(35) Marcel Weber</b>			

Runde	Rundenzeit	Diff.	Tageszeit
1	1:05.357	+4.083	16:05:42.802
2	1:03.136	+1.862	16:06:45.938
3	1:03.547	+2.273	16:07:49.485
4	1:03.604	+2.330	16:08:53.089
5	1:03.059	+1.785	16:09:56.148
6	1:02.062	+0.788	16:10:58.210
7	1:02.410	+1.136	16:12:00.620
8	<b>1:01.274</b>		16:13:01.894

Runde	Rundenzeit	Diff.	Tageszeit
<b>(2) Linus Jansen</b>			
1	1:07.167	+3.598	16:05:44.910
2	1:04.171	+0.602	16:06:49.081
3	1:05.113	+1.544	16:07:54.194
4	1:04.749	+1.180	16:08:58.943
5	1:03.793	+0.224	16:10:02.736
6	<b>1:03.569</b>		16:11:06.305
7	1:04.226	+0.657	16:12:10.531
8	1:03.755	+0.186	16:13:14.286

Runde	Rundenzeit	Diff.	Tageszeit
<b>(38) Niklas Krütten</b>			
1	1:01.594	+1.793	16:05:37.856
2	<b>59.801</b>		16:06:37.657

Zeitnahmekommissar & Auswertung: Monika Riehmers

Orbits

Rennleiter: Dieter Bringsken Rennsekretär: Christa Fritzsche

Aushang: Uhr Reg.Nr.: K-CS 01/13

Unterschrift RL: Unterschrift ZK:



www.mylaps.com


Lizensiert für Camp Company GmbH

# EURO-Winterpokal

Bambini  
 2.Lauf R7  
 Rennen (8 Runden)

Erftlandring Kerpen 1,107 Km  
 03.02.2013 12:00

8	2	38
	15	16
7	40	35
	13	14
6	33	1
	11	12
5	42	36
	9	10
4	44	46
	7	8
3	39	45
	5	6
2	43	41
	3	4
1	34	55
	POLE POSITION 1	2



Zeitnahmekommissar & Auswertung: Monika Riehmers

Orbits

Rennleiter: Dieter Bringsken Rennsekretär: Christa Fritzsche

Aushang: Uhr Reg.Nr.: K-CS 01/13

Unterschrift RL: Unterschrift ZK:



www.mylaps.com

Lizenziert für Camp Company GmbH

# EURO-Winterpokal

Bambini Erftlandring Kerpen 1,107 Km

Warm up 03.02.2013 10:30

Training (10:00 Zeit) gestartet um 10:33:06

Pos.	Nr.	Name	Nat-Wohnort	Fabrikat	Bewerber/Sponsor	Rnd.	Beste Zeit	Diff.	km/h	In Rd.
1	55	David Qufaj	GER-Nürnberg	Tony/Waterswift	KSM Motorsport	10	1:02.703		63,557	9
2	34	Doueid Ghattas	GER-Bonn	Jesolo/Waterswif	TR Racing	8	1:02.843	0.140	63,415	7
3	42	Philipp Damhuis	GER-Haren	CRG/IAME		9	1:02.976	0.273	63,281	9
4	33	Paul Enders	GER-Salmtal	Topkart/Watersw		9	1:03.014	0.311	63,243	8
5	44	Jan Lukas Keil	GER-Rommerskirchen	Birel/IAME	Solgat Motorsport	10	1:03.098	0.395	63,159	10
6	39	Jan David Fusen	GER-Köln	Tony/	Trafo Racing	9	1:03.184	0.481	63,073	6
7	36	Jan Hendrik Heimbach	GER-Moers	Tony/Waterswift		9	1:03.236	0.533	63,021	9
8	41	Jan Vincent Stolle	GER-Köln	Tony/IAME		9	1:03.424	0.721	62,834	7
9	45	Constantin Ernst	GER-Remscheid	Birel/IAME		10	1:03.807	1.104	62,457	8
10	46	Jan Schultes	GER-Bergheim	Tony/IAME		8	1:04.867	2.164	61,436	7
11	43	Dennis Peter Scott	GER-Wallenhorst	Birel/IAME	Solgat Motorsport	9	1:04.892	2.189	61,413	5
12	38	Niklas Krütten	GER-Trier	Topkart/Watersw	Dirscher Racing	9	1:04.935	2.232	61,372	9
13	35	Marcel Weber	GER-Nürtingen	/		9	1:05.466	2.763	60,874	7
14	1	Nico Hantke	GER-Hürth	Tony/ Gazelle		8	1:06.730	4.027	59,721	8
15	40	Rico Volz	GER-Schönberg	Birel/IAME	Solgat Motorsport	8	1:08.329	5.626	58,324	5
16	2	Linus Jansen	GER-Erkelenz	Birel/Gazelle		9	1:09.187	6.484	57,600	9



# EURO-Winterpokal

Bambini

Erftlandring Kerpen 1,107 Km

Warm up

03.02.2013 10:30

Training (10:00 Zeit) gestartet um 10:33:06

Runde	Rundenzeit	Diff.	Tageszeit
<b>(55) David Qufaj</b>			
1	1:09.204	+6.501	10:34:28.716
2	1:04.654	+1.951	10:35:33.370
3	1:03.275	+0.572	10:36:36.645
4	1:03.501	+0.798	10:37:40.146
5	1:03.908	+1.205	10:38:44.054
6	1:03.334	+0.631	10:39:47.388
7	1:12.346	+9.643	10:40:59.734
8	1:03.000	+0.297	10:42:02.734
9	<b>1:02.703</b>		10:43:05.437
10	1:03.993	+1.290	10:44:09.430

Runde	Rundenzeit	Diff.	Tageszeit
<b>(34) Doureid Ghattas</b>			
1	1:09.074	+6.231	10:34:22.665
2	1:04.860	+2.017	10:35:27.525
3	1:04.001	+1.158	10:36:31.526
4	1:05.218	+2.375	10:37:36.744
5	1:06.617	+3.774	10:38:43.361
6	1:08.793	+5.950	10:39:52.154
7	<b>1:02.843</b>		10:40:54.997
8	1:03.278	+0.435	10:41:58.275

Runde	Rundenzeit	Diff.	Tageszeit
<b>(42) Philipp Damhuis</b>			
1	1:07.675	+4.699	10:34:42.524
2	1:04.629	+1.653	10:35:47.153
3	1:04.585	+1.609	10:36:51.738
4	1:05.527	+2.551	10:37:57.265
5	1:03.844	+0.868	10:39:01.109
6	1:03.732	+0.756	10:40:04.841
7	1:02.993	+0.017	10:41:07.834
8	1:03.072	+0.096	10:42:10.906
9	<b>1:02.976</b>		10:43:13.882

Runde	Rundenzeit	Diff.	Tageszeit
<b>(33) Paul Enders</b>			
1	1:18.240	+15.226	10:34:37.384
2	1:07.427	+4.413	10:35:44.811
3	1:05.571	+2.557	10:36:50.382
4	1:04.348	+1.334	10:37:54.730
5	1:04.822	+1.808	10:38:59.552
6	1:03.747	+0.733	10:40:03.299
7	1:03.786	+0.772	10:41:07.085
8	<b>1:03.014</b>		10:42:10.099
9	1:03.229	+0.215	10:43:13.328

Runde	Rundenzeit	Diff.	Tageszeit
<b>(44) Jan Lukas Keil</b>			
1	1:07.510	+4.412	10:34:21.939
2	1:05.843	+2.745	10:35:27.782
3	1:04.147	+1.049	10:36:31.929
4	1:04.319	+1.221	10:37:36.248
5	1:07.455	+4.357	10:38:43.703
6	1:07.002	+3.904	10:39:50.705
7	1:04.924	+1.826	10:40:55.629
8	1:03.354	+0.256	10:41:58.983
9	1:03.726	+0.628	10:43:02.709
10	<b>1:03.098</b>		10:44:05.807

Runde	Rundenzeit	Diff.	Tageszeit
<b>(39) Jan David Fusen</b>			
1	1:05.714	+2.530	10:34:24.180
2	1:04.063	+0.879	10:35:28.243
3	1:04.036	+0.852	10:36:32.279
4	1:56.316	+53.132	10:38:28.595
5	1:03.853	+0.669	10:39:32.448
6	<b>1:03.184</b>		10:40:35.632
7	1:03.278	+0.094	10:41:38.910
8	1:04.571	+1.387	10:42:43.481

Runde	Rundenzeit	Diff.	Tageszeit
9	1:04.327	+1.143	10:43:47.808
<b>(36) Jan Hendrik Heimbach</b>			
1	1:07.928	+4.692	10:34:49.874
2	1:05.239	+2.003	10:35:55.113
3	1:04.214	+0.978	10:36:59.327
4	1:05.273	+2.037	10:38:04.600
5	1:03.949	+0.713	10:39:08.549
6	1:05.514	+2.278	10:40:14.063
7	1:04.655	+1.419	10:41:18.718
8	1:03.469	+0.233	10:42:22.187
9	<b>1:03.236</b>		10:43:25.423

Runde	Rundenzeit	Diff.	Tageszeit
<b>(41) Jan Vincent Stolle</b>			
1	1:08.004	+4.580	10:34:37.159
2	1:05.493	+2.069	10:35:42.652
3	1:05.292	+1.868	10:36:47.944
4	1:03.952	+0.528	10:37:51.896
5	1:03.809	+0.385	10:38:55.705
6	1:03.581	+0.157	10:39:59.286
7	<b>1:03.424</b>		10:41:02.710
8	1:03.597	+0.173	10:42:06.307
9	1:03.531	+0.107	10:43:09.838

Runde	Rundenzeit	Diff.	Tageszeit
<b>(45) Constantin Ernst</b>			
1	1:08.453	+4.646	10:34:29.937
2	1:05.250	+1.443	10:35:35.187
3	1:04.241	+0.434	10:36:39.428
4	1:04.112	+0.305	10:37:43.540
5	1:04.297	+0.490	10:38:47.837
6	1:04.095	+0.288	10:39:51.932
7	1:04.068	+0.261	10:40:56.000
8	<b>1:03.807</b>		10:41:59.807
9	1:03.855	+0.048	10:43:03.662
10	1:04.153	+0.346	10:44:07.815

Runde	Rundenzeit	Diff.	Tageszeit
<b>(46) Jan Schultes</b>			
1	1:08.083	+3.216	10:34:23.062
2	1:06.875	+2.008	10:35:29.937
3	1:05.908	+1.041	10:36:35.845
4	2:11.683	+1:06.816	10:38:47.528
5	1:06.519	+1.652	10:39:54.047
6	1:05.669	+0.802	10:40:59.716
7	<b>1:04.867</b>		10:42:04.583
8	1:05.334	+0.467	10:43:09.917

Runde	Rundenzeit	Diff.	Tageszeit
<b>(43) Dennis Peter Scott</b>			
1	1:08.977	+4.085	10:34:22.960
2	1:06.095	+1.203	10:35:29.055
3	1:05.793	+0.901	10:36:34.848
4	1:06.473	+1.581	10:37:41.321
5	<b>1:04.892</b>		10:38:46.213
6	1:06.591	+1.699	10:39:52.804
7	2:06.766	+1:01.874	10:41:59.570
8	1:05.623	+0.731	10:43:05.193
9	1:05.736	+0.844	10:44:10.929

Runde	Rundenzeit	Diff.	Tageszeit
<b>(38) Niklas Krütten</b>			
1	1:19.278	+14.343	10:34:38.091
2	1:09.825	+4.890	10:35:47.916
3	1:06.523	+1.588	10:36:54.439
4	1:06.052	+1.117	10:38:00.491
5	1:06.792	+1.857	10:39:07.283
6	1:06.373	+1.438	10:40:13.656
7	1:15.053	+10.118	10:41:28.709
8	1:06.205	+1.270	10:42:34.914

Runde	Rundenzeit	Diff.	Tageszeit
9	<b>1:04.935</b>		10:43:39.849
<b>(35) Marcel Weber</b>			
1	1:13.278	+7.812	10:34:30.326
2	1:07.755	+2.289	10:35:38.081
3	1:07.935	+2.469	10:36:46.016
4	1:06.956	+1.490	10:37:52.972
5	1:06.944	+1.478	10:38:59.916
6	1:07.727	+2.261	10:40:07.643
7	<b>1:05.466</b>		10:41:13.109
8	1:05.817	+0.351	10:42:18.926
9	1:06.392	+0.926	10:43:25.318

Runde	Rundenzeit	Diff.	Tageszeit
<b>(1) Nico Hantke</b>			
1	2:25.364	+1:18.634	10:35:42.593
2	1:07.214	+0.484	10:36:49.807
3	1:06.971	+0.241	10:37:56.778
4	1:09.471	+2.741	10:39:06.249
5	1:07.707	+0.977	10:40:13.956
6	1:08.473	+1.743	10:41:22.429
7	1:06.782	+0.052	10:42:29.211
8	<b>1:06.730</b>		10:43:35.941

Runde	Rundenzeit	Diff.	Tageszeit
<b>(40) Rico Volz</b>			
1	1:12.942	+4.613	10:34:28.616
2	1:11.788	+3.459	10:35:40.404
3	1:09.191	+0.862	10:36:49.595
4	1:09.080	+0.751	10:37:58.675
5	<b>1:08.329</b>		10:39:07.004
6	1:19.008	+10.679	10:40:26.012
7	2:00.489	+52.160	10:42:26.501
8	1:10.174	+1.845	10:43:36.675

Runde	Rundenzeit	Diff.	Tageszeit
<b>(2) Linus Jansen</b>			
1	1:14.717	+5.530	10:34:32.166
2	1:11.975	+2.788	10:35:44.141
3	1:10.682	+1.495	10:36:54.823
4	1:10.094	+0.907	10:38:04.917
5	1:10.068	+0.881	10:39:14.985
6	1:10.416	+1.229	10:40:25.401
7	1:10.079	+0.892	10:41:35.480
8	1:10.248	+1.061	10:42:45.728
9	<b>1:09.187</b>		10:43:54.915

Zeitnahmekommissar & Auswertung: Monika Riehmers

Orbits

Rennleiter: Dieter Bringsken Rennsekretär: Christa Fritzsche

Aushang: Uhr Reg.Nr.: K-CS 01/13

Unterschrift RL: Unterschrift ZK:



www.mylaps.com

Lizenziert für Camp Company GmbH

# EURO-Winterpokal

Bambini Erftlandring Kerpen 1,107 Km

2.Lauf R7 03.02.2013 12:00

Rennen (8 Runden) gestartet um 12:01:06

Pos.	Nr.	Name	Nat-Wohnort	Fabrikat	Bewerber/Sponsor	Rnd.	Gesamtzeit	Diff.	Ø km/h	Beste Zeit	km/h	Pkt.
1	34	Doueid Ghattas	GER-Bonn	Jesolo/Waterswift	TR Racing	8	7:54.991		67,120	57.993	68,719	20
2	55	David Qufaj	GER-Nürnberg	Tony/Waterswift	KSM Motorsport	8	7:56.236	1.245	66,945	58.587	68,022	18
3	39	Jan David Fusen	GER-Köln	Tony/	Trafo Racing	8	7:58.397	3.406	66,643	58.422	68,214	16
4	43	Dennis Peter Scott	GER-Wallenhorst	Birel/IAME	Solgat Motorsport	8	8:00.715	5.724	66,321	58.829	67,742	15
5	45	Constantin Ernst	GER-Remscheid	Birel/IAME		8	8:01.684	6.693	66,188	58.047	68,655	14
6	41	Jan Vincent Stolle	GER-Köln	Tony/IAME		8	8:02.142	7.151	66,125	58.777	67,802	13
7	44	Jan Lukas Keil	GER-Rommerskirch	Birel/IAME	Solgat Motorsport	8	8:04.696	9.705	65,776	59.707	66,746	12
8	42	Philipp Damhuis	GER-Haren	CRG/IAME		8	8:05.068	10.077	65,726	59.266	67,243	11
9	46	Jan Schultes	GER-Bergheim	Tony/IAME		8	8:08.231	13.240	65,300	59.428	67,059	10
10	38	Niklas Krütten	GER-Trier	Topkart/Waterswift	Dirscher Racing	8	8:08.614	13.623	65,249	59.459	67,024	9
11	33	Paul Enders	GER-Salmtal	Topkart/Waterswift		8	8:09.358	14.367	65,150	59.409	67,081	8
12	36	Jan Hendrik Heimbach	GER-Moers	Tony/Waterswift		8	8:10.179	15.188	65,041	59.750	66,698	7
13	1	Nico Hantke	GER-Hürth	Tony/ Gazelle		8	8:25.330	30.339	63,091	1:01.930	64,350	20
14	40	Rico Volz	GER-Schönberg	Birel/IAME	Solgat Motorsport	8	8:25.951	30.960	63,013	1:00.827	65,517	6
15	35	Marcel Weber	GER-Nürtingen	/		8	8:37.838	42.847	61,567	1:03.178	63,079	5
16	2	Linus Jansen	GER-Erkelenz	Birel/Gazelle		8	8:42.142	47.151	61,059	1:03.965	62,303	18

## Bemerkungen

Ergebnis vorbehaltlich der technischer und sportlicher Nachuntersuchung

Gestartet: 16    Gewertet: 16    Nicht gewertet: 0

Vorsprung	Ø km/h	Beste Rundenzeit	km/h	Beste Runde von
1.245	67,120	57.993	68,719	34 - Doueid Ghattas

Zeitnahmekommissar & Auswertung: Monika Riehmers

Orbits

Rennleiter: Dieter Bringsken    Rennsekretär: Christa Fritzsche

Aushang:    Uhr Reg.Nr.: K-CS 01/13

Unterschrift RL:    Unterschrift ZK:

www.mylaps.com

Lizenziert für Camp Company GmbH



# EURO-Winterpokal

Bambini Erftlandring Kerpen 1,107 Km

2.Lauf R7 03.02.2013 12:00

Rennen (8 Runden) gestartet um 12:01:06

Runde	Rundenzeit	Diff.	Tageszeit
<b>(34) Doureid Ghattas</b>			
1	1:02.269	+4.276	12:02:08.823
2	59.814	+1.821	12:03:08.637
3	59.510	+1.517	12:04:08.147
4	58.994	+1.001	12:05:07.141
5	58.502	+0.509	12:06:05.643
6	59.612	+1.619	12:07:05.255
7	58.297	+0.304	12:08:03.552
8	<b>57.993</b>		12:09:01.545

Runde	Rundenzeit	Diff.	Tageszeit
<b>(55) David Qufaj</b>			
1	1:02.732	+4.145	12:02:09.404
2	59.984	+1.397	12:03:09.388
3	59.199	+0.612	12:04:08.587
4	58.967	+0.380	12:05:07.554
5	<b>58.587</b>		12:06:06.141
6	59.419	+0.832	12:07:05.560
7	58.620	+0.033	12:08:04.180
8	58.610	+0.023	12:09:02.790

Runde	Rundenzeit	Diff.	Tageszeit
<b>(39) Jan David Fusen</b>			
1	1:02.887	+4.465	12:02:09.751
2	1:00.499	+2.077	12:03:10.250
3	59.879	+1.457	12:04:10.129
4	59.531	+1.109	12:05:09.660
5	59.359	+0.937	12:06:09.019
6	59.081	+0.659	12:07:08.100
7	<b>58.422</b>		12:08:06.522
8	58.429	+0.007	12:09:04.951

Runde	Rundenzeit	Diff.	Tageszeit
<b>(43) Dennis Peter Scott</b>			
1	1:02.817	+3.988	12:02:09.487
2	1:00.339	+1.510	12:03:09.826
3	1:00.769	+1.940	12:04:10.595
4	59.758	+0.929	12:05:10.353
5	59.407	+0.578	12:06:09.760
6	59.443	+0.614	12:07:09.203
7	<b>58.829</b>		12:08:08.032
8	59.237	+0.408	12:09:07.269

Runde	Rundenzeit	Diff.	Tageszeit
<b>(45) Constantin Ernst</b>			
1	1:03.821	+5.774	12:02:10.841
2	1:00.570	+2.523	12:03:11.411
3	1:00.290	+2.243	12:04:11.701
4	59.491	+1.444	12:05:11.192
5	1:00.155	+2.108	12:06:11.347
6	1:00.088	+2.041	12:07:11.435
7	58.756	+0.709	12:08:10.191
8	<b>58.047</b>		12:09:08.238

Runde	Rundenzeit	Diff.	Tageszeit
<b>(41) Jan Vincent Stolle</b>			
1	1:03.833	+5.056	12:02:10.752
2	1:00.323	+1.546	12:03:11.075
3	1:00.408	+1.631	12:04:11.483
4	59.390	+0.613	12:05:10.873
5	1:00.403	+1.626	12:06:11.276
6	59.299	+0.522	12:07:10.575
7	59.344	+0.567	12:08:09.919
8	<b>58.777</b>		12:09:08.696

Runde	Rundenzeit	Diff.	Tageszeit
<b>(44) Jan Lukas Keil</b>			
1	1:03.133	+3.426	12:02:10.100
2	1:00.363	+0.656	12:03:10.463
3	1:00.409	+0.702	12:04:10.872
4	59.972	+0.265	12:05:10.844

Runde	Rundenzeit	Diff.	Tageszeit
5	1:00.280	+0.573	12:06:11.124
6	1:00.080	+0.373	12:07:11.204
7	1:00.339	+0.632	12:08:11.543
8	<b>59.707</b>		12:09:11.250

Runde	Rundenzeit	Diff.	Tageszeit
<b>(42) Philipp Damhuis</b>			
1	1:03.540	+4.274	12:02:10.995
2	1:01.592	+2.326	12:03:12.587
3	1:01.150	+1.884	12:04:13.737
4	1:00.178	+0.912	12:05:13.915
5	59.519	+0.253	12:06:13.434
6	59.576	+0.310	12:07:13.010
7	<b>59.266</b>		12:08:12.276
8	59.346	+0.080	12:09:11.622

Runde	Rundenzeit	Diff.	Tageszeit
<b>(46) Jan Schultes</b>			
1	1:03.037	+3.609	12:02:10.369
2	1:01.909	+2.481	12:03:12.278
3	1:01.808	+2.380	12:04:14.086
4	1:00.575	+1.147	12:05:14.661
5	1:00.299	+0.871	12:06:14.960
6	1:00.146	+0.718	12:07:15.106
7	1:00.251	+0.823	12:08:15.357
8	<b>59.428</b>		12:09:14.785

Runde	Rundenzeit	Diff.	Tageszeit
<b>(38) Niklas Krütten</b>			
1	1:03.418	+3.959	12:02:12.057
2	1:01.117	+1.658	12:03:13.174
3	1:01.616	+2.157	12:04:14.790
4	1:00.556	+1.097	12:05:15.346
5	1:00.117	+0.658	12:06:15.463
6	1:00.112	+0.653	12:07:15.575
7	1:00.134	+0.675	12:08:15.709
8	<b>59.459</b>		12:09:15.168

Runde	Rundenzeit	Diff.	Tageszeit
<b>(33) Paul Enders</b>			
1	1:03.459	+4.050	12:02:11.123
2	1:01.670	+2.261	12:03:12.793
3	1:01.443	+2.034	12:04:14.236
4	1:01.344	+1.935	12:05:15.580
5	1:00.937	+1.528	12:06:16.517
6	59.712	+0.303	12:07:16.229
7	1:00.274	+0.865	12:08:16.503
8	<b>59.409</b>		12:09:15.912

Runde	Rundenzeit	Diff.	Tageszeit
<b>(36) Jan Hendrik Heimbach</b>			
1	1:03.474	+3.724	12:02:11.409
2	1:02.235	+2.485	12:03:13.644
3	1:01.481	+1.731	12:04:15.125
4	1:00.738	+0.988	12:05:15.863
5	1:00.079	+0.329	12:06:15.942
6	1:00.573	+0.823	12:07:16.515
7	1:00.468	+0.718	12:08:16.983
8	<b>59.750</b>		12:09:16.733

Runde	Rundenzeit	Diff.	Tageszeit
<b>(1) Nico Hantke</b>			
1	1:05.273	+3.343	12:02:13.573
2	1:03.324	+1.394	12:03:16.897
3	1:03.244	+1.314	12:04:20.141
4	1:02.905	+0.975	12:05:23.046
5	1:02.445	+0.515	12:06:25.491
6	1:02.152	+0.222	12:07:27.643
7	1:02.311	+0.381	12:08:29.954
8	<b>1:01.930</b>		12:09:31.884

Runde	Rundenzeit	Diff.	Tageszeit
<b>(40) Rico Volz</b>			

Runde	Rundenzeit	Diff.	Tageszeit
1	1:06.388	+5.561	12:02:14.939
2	1:04.297	+3.470	12:03:19.236
3	1:03.242	+2.415	12:04:22.478
4	1:02.513	+1.686	12:05:24.991
5	1:01.853	+1.026	12:06:26.844
6	1:02.481	+1.654	12:07:29.325
7	1:02.353	+1.526	12:08:31.678
8	<b>1:00.827</b>		12:09:32.505

Runde	Rundenzeit	Diff.	Tageszeit
<b>(35) Marcel Weber</b>			
1	1:06.791	+3.613	12:02:15.614
2	1:05.119	+1.941	12:03:20.733
3	1:05.042	+1.864	12:04:25.775
4	1:03.622	+0.444	12:05:29.397
5	<b>1:03.178</b>		12:06:32.575
6	1:03.266	+0.088	12:07:35.841
7	1:04.653	+1.475	12:08:40.494
8	1:03.898	+0.720	12:09:44.392

Runde	Rundenzeit	Diff.	Tageszeit
<b>(2) Linus Jansen</b>			
1	1:06.734	+2.769	12:02:15.358
2	1:05.231	+1.266	12:03:20.589
3	1:05.761	+1.796	12:04:26.350
4	1:04.444	+0.479	12:05:30.794
5	1:04.526	+0.561	12:06:35.320
6	1:04.755	+0.790	12:07:40.075
7	1:04.656	+0.691	12:08:44.731
8	<b>1:03.965</b>		12:09:48.696




**EURO-Winterpokal**

Bambini Erftlandring Kerpen 1,107 Km  
 3.Lauf R11 03.02.2013 14:50  
 Rennen (8 Runden)

8	35	2
	15	16
7	1	40
	13	14
6	33	36
	11	12
5	46	38
	9	10
4	44	42
	7	8
3	45	41
	5	6
2	39	43
	3	4
1	34	55
	1	2

POLE POSITION 1



Zeitnahmekommissar & Auswertung: Monika Riehmers

Orbits

Rennleiter: Dieter Bringsken Rennsekretär: Christa Fritzsche

Aushang: Uhr Reg.Nr.: K-CS 01/13

Unterschrift RL: Unterschrift ZK:



www.mylaps.com

Lizenziert für Camp Company GmbH

**EURO-Winterpokal**

 Bambini Erftlandring Kerpen 1,107 Km

 3.Lauf R11 03.02.2013 14:50

Rennen (8 Runden) gestartet um 14:58:19

Pos.	Nr.	Name	Nat-Wohnort	Fabrikat	Bewerber/Sponsor	Rnd.	Gesamtzeit	Diff.	Ø km/h	Beste Zeit	km/h	Pkt.
1	34	Doueid Ghattas	GER-Bonn	Jesolo/Waterswift	TR Racing	8	7:32.567		70,446	56.218	70,888	20
2	43	Dennis Peter Scott	GER-Wallenhorst	Birel/IAME	Solgat Motorsport	8	7:32.708	0.141	70,424	55.824	71,389	18
3	44	Jan Lukas Keil	GER-Rommerskirch	Birel/IAME	Solgat Motorsport	8	7:32.828	0.261	70,406	55.283	72,087	16
4	39	Jan David Fusen	GER-Köln	Tony/	Trafo Racing	8	7:33.207	0.640	70,347	56.102	71,035	15
5	45	Constantin Ernst	GER-Remscheid	Birel/IAME		8	7:33.339	0.772	70,326	55.863	71,339	14
6	46	Jan Schultes	GER-Bergheim	Tony/IAME		8	7:33.340	0.773	70,326	55.785	71,439	13
7	41	Jan Vincent Stolle	GER-Köln	Tony/IAME		8	7:33.646	1.079	70,279	55.280	72,091	12
8	33	Paul Enders	GER-Salmtal	Topkart/Waterswift		8	7:33.957	1.390	70,230	55.679	71,575	11
9	38	Niklas Krütten	GER-Trier	Topkart/Waterswift	Dirscher Racing	8	7:34.358	1.791	70,168	55.447	71,874	10
10	42	Philipp Damhuis	GER-Haren	CRG/IAME		8	7:35.183	2.616	70,041	55.409	71,923	9
11	36	Jan Hendrik Heimbach	GER-Moers	Tony/Waterswift		8	7:35.579	3.012	69,980	55.485	71,825	8
12	1	Nico Hantke	GER-Hürth	Tony/ Gazelle		8	7:52.481	19.914	67,477	58.218	68,453	20
13	35	Marcel Weber	GER-Nürtingen	/		8	8:09.888	37.321	65,079	59.796	66,647	7
14	2	Linus Jansen	GER-Erkelenz	Birel/Gazelle		8	8:20.789	48.222	63,663	1:01.441	64,862	18
15	40	Rico Volz	GER-Schönberg	Birel/IAME	Solgat Motorsport	7	7:04.809	1 Runde	65,668	58.841	67,728	6
16	55	David Qufaj	GER-Nürnberg	Tony/Waterswift	KSM Motorsport	5	4:45.072	3 Runden	69,898	56.361	70,708	5

**Bemerkungen**

Ergebnis vorbehaltlich der technischer und sportlicher Nachuntersuchung

Gestartet: 16 Gewertet: 16 Nicht gewertet: 0

Vorsprung	Ø km/h	Beste Rundenzeit	km/h	Beste Runde von
0.141	70,446	55.280	72,091	41 - Jan Vincent Stolle

Zeitnahmekommissar &amp; Auswertung: Monika Riehmers

Orbits

Rennleiter: Dieter Bringsken Rennsekretär: Christa Fritzsche

Aushang: Uhr Reg.Nr.: K-CS 01/13

Unterschrift RL: Unterschrift ZK:



www.mylaps.com

Lizenziert für Camp Company GmbH

# EURO-Winterpokal

Bambini

Erftlandring Kerpen 1,107 Km

3.Lauf R11

03.02.2013 14:50

Rennen (8 Runden) gestartet um 14:58:19

Runde	Rundenzeit	Diff.	Tageszeit
<b>(34) Doureid Ghattas</b>			
1	57.639	+1.421	14:59:17.325
2	56.558	+0.340	15:00:13.883
3	56.354	+0.136	15:01:10.237
4	56.472	+0.254	15:02:06.709
5	56.533	+0.315	15:03:03.242
6	<b>56.218</b>		15:03:59.460
7	56.221	+0.003	15:04:55.681
8	56.572	+0.354	15:05:52.253

Runde	Rundenzeit	Diff.	Tageszeit
<b>(43) Dennis Peter Scott</b>			
1	58.449	+2.625	14:59:18.347
2	57.250	+1.426	15:00:15.597
3	56.477	+0.653	15:01:12.074
4	55.841	+0.017	15:02:07.915
5	55.923	+0.099	15:03:03.838
6	<b>55.824</b>		15:03:59.662
7	56.144	+0.320	15:04:55.806
8	56.588	+0.764	15:05:52.394

Runde	Rundenzeit	Diff.	Tageszeit
<b>(44) Jan Lukas Keil</b>			
1	59.120	+3.837	14:59:19.056
2	56.878	+1.595	15:00:15.934
3	57.084	+1.801	15:01:13.018
4	<b>55.283</b>		15:02:08.301
5	55.908	+0.625	15:03:04.209
6	55.768	+0.485	15:03:59.977
7	56.001	+0.718	15:04:55.978
8	56.536	+1.253	15:05:52.514

Runde	Rundenzeit	Diff.	Tageszeit
<b>(39) Jan David Fusen</b>			
1	57.772	+1.670	14:59:17.489
2	56.671	+0.569	15:00:14.160
3	56.268	+0.166	15:01:10.428
4	56.375	+0.273	15:02:06.803
5	56.838	+0.736	15:03:03.641
6	<b>56.102</b>		15:03:59.743
7	56.355	+0.253	15:04:56.098
8	56.795	+0.693	15:05:52.893

Runde	Rundenzeit	Diff.	Tageszeit
<b>(45) Constantin Ernst</b>			
1	59.101	+3.238	14:59:18.929
2	56.919	+1.056	15:00:15.848
3	57.081	+1.218	15:01:12.929
4	56.310	+0.447	15:02:09.239
5	56.083	+0.220	15:03:05.322
6	55.906	+0.043	15:04:01.228
7	55.938	+0.075	15:04:57.166
8	<b>55.863</b>		15:05:53.029

Runde	Rundenzeit	Diff.	Tageszeit
<b>(46) Jan Schultes</b>			
1	59.004	+3.219	14:59:19.096
2	57.239	+1.454	15:00:16.335
3	56.754	+0.969	15:01:13.089
4	56.231	+0.446	15:02:09.320
5	56.090	+0.305	15:03:05.410
6	55.963	+0.178	15:04:01.373
7	55.868	+0.083	15:04:57.241
8	<b>55.785</b>		15:05:53.026

Runde	Rundenzeit	Diff.	Tageszeit
<b>(41) Jan Vincent Stolle</b>			
1	59.014	+3.734	14:59:19.280
2	57.473	+2.193	15:00:16.753
3	56.487	+1.207	15:01:13.240
4	56.759	+1.479	15:02:09.999

Runde	Rundenzeit	Diff.	Tageszeit
5	56.318	+1.038	15:03:06.317
6	55.725	+0.445	15:04:02.042
7	56.010	+0.730	15:04:58.052
8	<b>55.280</b>		15:05:53.332

Runde	Rundenzeit	Diff.	Tageszeit
<b>(33) Paul Enders</b>			
1	59.496	+3.817	14:59:19.994
2	57.655	+1.976	15:00:17.649
3	56.322	+0.643	15:01:13.971
4	55.836	+0.157	15:02:09.807
5	56.314	+0.635	15:03:06.121
6	<b>55.679</b>		15:04:01.800
7	56.097	+0.418	15:04:57.897
8	55.746	+0.067	15:05:53.643

Runde	Rundenzeit	Diff.	Tageszeit
<b>(38) Niklas Krütten</b>			
1	59.069	+3.622	14:59:19.596
2	57.623	+2.176	15:00:17.219
3	56.191	+0.744	15:01:13.410
4	56.160	+0.713	15:02:09.570
5	56.223	+0.776	15:03:05.793
6	55.836	+0.389	15:04:01.629
7	56.968	+1.521	15:04:58.597
8	<b>55.447</b>		15:05:54.044

Runde	Rundenzeit	Diff.	Tageszeit
<b>(42) Philipp Damhuis</b>			
1	59.487	+4.078	14:59:19.848
2	58.623	+3.214	15:00:18.471
3	56.606	+1.197	15:01:15.077
4	56.219	+0.810	15:02:11.296
5	56.440	+1.031	15:03:07.736
6	56.004	+0.595	15:04:03.740
7	55.720	+0.311	15:04:59.460
8	<b>55.409</b>		15:05:54.869

Runde	Rundenzeit	Diff.	Tageszeit
<b>(36) Jan Hendrik Heimbach</b>			
1	1:00.260	+4.775	14:59:21.332
2	57.756	+2.271	15:00:19.088
3	56.724	+1.239	15:01:15.812
4	55.883	+0.398	15:02:11.695
5	55.967	+0.482	15:03:07.662
6	56.463	+0.978	15:04:04.125
7	55.655	+0.170	15:04:59.780
8	<b>55.485</b>		15:05:55.265

Runde	Rundenzeit	Diff.	Tageszeit
<b>(1) Nico Hantke</b>			
1	1:01.115	+2.897	14:59:22.213
2	59.110	+0.892	15:00:21.323
3	58.804	+0.586	15:01:20.127
4	58.428	+0.210	15:02:18.555
5	58.321	+0.103	15:03:16.876
6	58.478	+0.260	15:04:15.354
7	<b>58.218</b>		15:05:13.572
8	58.595	+0.377	15:06:12.167

Runde	Rundenzeit	Diff.	Tageszeit
<b>(35) Marcel Weber</b>			
1	1:02.810	+3.014	14:59:24.408
2	1:01.012	+1.216	15:00:25.420
3	1:01.389	+1.593	15:01:26.809
4	1:01.235	+1.439	15:02:28.044
5	<b>59.796</b>		15:03:27.840
6	1:00.854	+1.058	15:04:28.694
7	1:00.046	+0.250	15:05:28.740
8	1:00.834	+1.038	15:06:29.574

Runde	Rundenzeit	Diff.	Tageszeit
<b>(2) Linus Jansen</b>			

Runde	Rundenzeit	Diff.	Tageszeit
1	1:03.479	+2.038	14:59:25.961
2	1:02.095	+0.654	15:00:28.056
3	1:01.971	+0.530	15:01:30.027
4	1:01.716	+0.275	15:02:31.743
5	<b>1:01.441</b>		15:03:33.184
6	1:02.211	+0.770	15:04:35.395
7	1:02.207	+0.766	15:05:37.602
8	1:02.873	+1.432	15:06:40.475

Runde	Rundenzeit	Diff.	Tageszeit
<b>(40) Rico Volz</b>			
1	1:02.969	+4.128	14:59:24.776
2	1:01.064	+2.223	15:00:25.840
3	1:01.103	+2.262	15:01:26.943
4	59.560	+0.719	15:02:26.503
5	<b>58.841</b>		15:03:25.344
6	59.161	+0.320	15:04:24.505
7	59.990	+1.149	15:05:24.495

Runde	Rundenzeit	Diff.	Tageszeit
<b>(55) David Qufaj</b>			
1	58.404	+2.043	14:59:18.206
2	57.188	+0.827	15:00:15.394
3	56.443	+0.082	15:01:11.837
4	<b>56.361</b>		15:02:08.198
5	56.560	+0.199	15:03:04.758



# EURO-Winterpokal

Bambini Erftlandring Kerpen 1,107 Km

Tageswertung Bambini Waterswift

Pos.	Nr.	Name	Nat-Wohnort	Fabrikat	Bewerber/Sponsor	R1.	R2.	R3.	Gesamtpunktzahl
1	34	Doueid Ghattas	GER-Bonn	Jesolo/Waterswift	TR Racing	20	20	20	60
2	43	Dennis Peter Scott	GER-Wallenhorst	Birel/IAME	Solgat Motorsport	16	15	18	49
3	39	Jan David Fusen	GER-Köln	Tony/	Trafo Racing	14	16	15	45
4	55	David Qufaj	GER-Nürnberg	Tony/Waterswift	KSM Motorsport	18	18	5	41
5	45	Constantin Ernst	GER-Remscheid	Birel/IAME		13	14	14	41
6	41	Jan Vincent Stolle	GER-Köln	Tony/IAME		15	13	12	40
7	44	Jan Lukas Keil	GER-Rommerskirchen	Birel/IAME	Solgat Motorsport	12	12	16	40
8	46	Jan Schultes	GER-Bergheim	Tony/IAME		11	10	13	34
9	42	Philipp Damhuis	GER-Haren	CRG/IAME		10	11	9	30
10	33	Paul Enders	GER-Salmtal	Topkart/Waterswift		8	8	11	27
11	36	Jan Hendrik Heimbach	GER-Moers	Tony/Waterswift		9	7	8	24
12	38	Niklas Krütten	GER-Trier	Topkart/Waterswift	Dirscher Racing	5	9	10	24
13	40	Rico Volz	GER-Schönberg	Birel/IAME	Solgat Motorsport	7	6	6	19
14	35	Marcel Weber	GER-Nürtingen	/		6	5	7	18



## EURO-Winterpokal

Bambini Erftlandring Kerpen 1,107 Km

Tageswertung Bambini Gazelle

Pos.	Nr.	Name	Nat-Wohnort	Fabrikat	Bewerber/Sponsor	R1.	R2.	R3.	Gesamtpunktzahl
1	1	Nico Hantke	GER-Hürth	Tony/ Gazelle		20	20	20	60
2	2	Linus Jansen	GER-Erkelenz	Birel/Gazelle		18	18	18	54

