



Rotax Euro Challenge 2013 Genk / Belgium

Rotax DD2

Genk / Belgium 1,360 Km

Non Qualifying Practice Even Numbers

2013-03-29 11:40

Practice (7:00 Time) started at 11:40:01

Pos	No.	Name	Nat.	Chassis	Race Team	Laps	Best Tm	Diff	Gap In Lap	km/h
1	638	Sean BABINGTON	GBR	Alonso	Dan Holland Racing	8	53.813			8 90,982
2	622	Andreas BACKMAN	SWE	Tonykart	Strawberry Racing	8	53.906	0.093	0.093	6 90,825
3	608	Kevin LUDI	CHE	Birel	Spirit Racing	8	53.988	0.175	0.082	6 90,687
4	602	MIIKA LAIHO	FIN	Tonykart	MPT Racing	7	54.104	0.291	0.116	7 90,492
5	616	Antti RAMMO	EST	Tonykart	Aix Racing Team	8	54.158	0.345	0.054	7 90,402
6	604	PATRICK PEARCE	GBR	Tonykart	Tatum Racing	7	54.294	0.481	0.136	6 90,176
7	606	Lucas ORROCK	GBR	Kosmic	Team Orrok	7	54.364	0.551	0.070	4 90,060
8	656	Julien RENAUDIN	FRA	Sodi	KPR	8	54.365	0.552	0.001	5 90,058
9	634	Christophe RAYMAKERS	BEL	Gillard	DFK	8	54.424	0.611	0.059	5 89,960
10	658	Janno THEUSSING	NLD	Gillard	PDB Racing	8	54.455	0.642	0.031	6 89,909
11	644	Sascha-Pio HAIDA	DEU	Birel	Haida Motorsport	7	54.464	0.651	0.009	5 89,894
12	676	Luke VAN RENSBURG	ZAF	CRG	CRG Holland	7	54.593	0.780	0.129	7 89,682
13	654	Martins LAPINS	LVA	Energy	RKV Racing	7	54.600	0.787	0.007	3 89,670
14	732	Marc BERTEAUX	FRA	Birel	MGT	7	54.635	0.822	0.035	6 89,613
15	652	Damien VUILLAUME	FRA	Flandria	Flandria Competition Kart	8	54.640	0.827	0.005	5 89,605
16	650	Mario VENDLA	EST	Zanardi	AGS Racing	7	54.728	0.915	0.088	7 89,461
17	660	Maxi FLEISCHMANN	DEU	Mach 1	Mach 1	7	54.758	0.945	0.030	7 89,412
18	700	Christophe ADAMS	FRA	Formula K	Sporting Formula K France	6	54.878	1.065	0.120	6 89,216
19	642	Niklas OLSEN	DNK	Praga	Josh Hart Racing	7	54.979	1.166	0.101	7 89,052
20	730	Normunds STANEVICS	LVA	Gillard	MRG Racing	7	55.009	1.196	0.030	7 89,004
21	746	Dennis KROES	NLD	Tonykart	Team Kroes	7	55.243	1.430	0.234	7 88,627
22	718	Tamsin GERMAIN	GBR	Gillard	DG Racing	7	55.343	1.530	0.100	4 88,466
23	624	Anna-Lisa DREYSPRING	DEU	CRG	TAD Racing	6	55.404	1.591	0.061	5 88,369
24	628	Ben COOPER	CAN	Birel	KMS Europe	3	55.466	1.653	0.062	3 88,270
25	740	Mathias BAUMEISTER	DEU	Tonykart	KSW Racing	7	55.620	1.807	0.154	5 88,026
26	736	Maxim SHAPOSHNIKOV	RUS	Kosmic	TBA	7	55.835	2.022	0.215	6 87,687
27	626	Andrey STEPANOV	RUS	Intrepid	Intrepid Driver Program	7	55.984	2.171	0.149	7 87,454



Rotax Euro Challenge 2013 Genk / Belgium

Rotax DD2 Genk / Belgium 1,360 Km
 Non Qualifying Practice Even Numbers 2013-03-29 11:40
 Practice (7:00 Time) started at 11:40:01

Lap	Time of Day	Lap Tm	Diff	S1 Tm	S2 Tm	S3 Tm	Lap	Time of Day	Lap Tm	Diff	S1 Tm	S2 Tm	S3 Tm
(638) Sean BABINGTON							(656) Julien RENAUDIN						
1	11:41:19.080	1:02.260	+8.447	27.252	17.658	17.350	1	11:41:21.383	1:04.595	+10.230	28.847	18.223	17.525
2	11:42:15.228	56.148	+2.335	22.857	16.740	16.551	2	11:42:17.134	55.751	+1.386	22.547	16.619	16.585
3	11:43:09.772	54.544	+0.731	21.920	16.284	16.340	3	11:43:11.893	54.759	+0.394	21.909	16.384	16.466
4	11:44:04.510	54.738	+0.925	21.585	16.363	16.790	4	11:44:06.753	54.860	+0.495	22.108	16.323	16.429
5	11:44:58.651	54.141	+0.328	21.654	16.102	16.385	5	11:45:01.118	54.365	21.694	16.206	16.206	16.465
6	11:45:53.112	54.461	+0.648	21.814	16.315	16.332	6	11:45:55.596	54.478	+0.113	21.761	16.271	16.446
7	11:46:47.006	53.894	+0.081	21.619	16.047	16.228	7	11:46:50.351	54.755	+0.390	21.977	16.320	16.458
8	11:47:40.819	53.813		21.582	16.019	16.212	8	11:47:44.958	54.607	+0.242	21.825	16.322	16.460
(622) Andreas BACKMAN							(634) Christophe RAYMAKERS						
1	11:41:20.984	1:03.641	+9.735	27.729	18.623	17.289	1	11:41:15.373	1:01.370	+6.946	26.167	17.903	17.300
2	11:42:16.741	55.757	+1.851	22.575	16.644	16.538	2	11:42:11.322	55.949	+1.525	22.566	16.668	16.715
3	11:43:11.438	54.697	+0.791	21.904	16.383	16.410	3	11:43:06.335	55.013	+0.589	22.099	16.381	16.533
4	11:44:05.422	53.984	+0.078	21.700	16.063	16.221	4	11:44:01.088	54.753	+0.329	21.966	16.318	16.469
5	11:44:59.999	54.577	+0.671	22.026	16.313	16.238	5	11:44:55.512	54.424		21.796	16.204	16.424
6	11:45:53.905	53.906		21.619	16.003	16.284	6	11:45:49.947	54.435	+0.011	21.705	16.305	16.425
7	11:46:48.234	54.329	+0.423	21.605	16.251	16.473	7	11:46:44.442	54.495	+0.071	21.798	16.207	16.490
8	11:47:42.249	54.015	+0.109	21.520	16.215	16.280	8	11:47:38.969	54.527	+0.103	21.831	16.227	16.469
(608) Kevin LUDI							(658) Janno THEUSSING						
1	11:41:22.252	1:05.641	+11.653	29.940	17.585	18.116	1	11:41:16.925	1:02.773	+8.318	27.097	18.223	17.453
2	11:42:17.540	55.288	+1.300	22.429	16.439	16.420	2	11:42:13.352	56.427	+1.972	22.859	16.778	16.790
3	11:43:16.109	58.569	+4.581	21.769	16.224	20.576	3	11:43:08.749	55.397	+0.942	22.176	16.527	16.694
4	11:44:10.385	54.276	+0.288	21.765	16.123	16.388	4	11:44:03.670	54.921	+0.466	21.978	16.378	16.565
5	11:45:04.486	54.101	+0.113	21.616	16.118	16.367	5	11:44:58.493	54.823	+0.368	21.924	16.412	16.487
6	11:45:58.474	53.988		21.575	16.095	16.317	6	11:45:52.948	54.455		21.808	16.241	16.406
7	11:46:52.707	54.233	+0.245	21.583	16.276	16.374	7	11:46:48.704	55.756	+1.301	22.393	16.369	16.994
8	11:47:46.885	54.178	+0.190	21.621	16.175	16.382	8	11:47:43.655	54.951	+0.496	21.933	16.338	16.680
(602) MIIKA LAIHO							(644) Sascha-Pio HAIDA						
1	11:41:41.173	1:12.352	+18.248	33.508	20.441	18.403	1	11:41:23.194	1:05.397	+10.933	29.544	18.248	17.605
2	11:42:38.511	57.338	+3.234	23.336	17.063	16.939	2	11:42:19.254	56.060	+1.596	22.757	16.675	16.628
3	11:43:34.164	55.653	+1.549	22.269	16.731	16.653	3	11:43:14.295	55.041	+0.577	22.100	16.372	16.569
4	11:44:28.620	54.456	+0.352	21.743	16.229	16.484	4	11:44:08.951	54.656	+0.192	21.815	16.276	16.565
5	11:45:22.797	54.177	+0.073	21.575	16.152	16.450	5	11:45:03.415	54.464		21.746	16.226	16.492
6	11:46:16.976	54.179	+0.075	21.525	16.153	16.501	6	11:45:58.965	55.550	+1.086	22.892	16.239	16.419
7	11:47:11.080	54.104		21.498	16.230	16.376	7	11:46:53.583	54.618	+0.154	21.814	16.205	16.599
(616) Antti RAMMO							(676) Luke VAN RENSBURG						
1	11:41:20.723	1:04.786	+10.628	28.932	18.339	17.515	1	11:41:28.638	1:08.142	+13.549	30.697	19.410	18.035
2	11:42:16.584	55.861	+1.703	22.637	16.587	16.637	2	11:42:26.428	57.790	+3.197	23.371	17.512	16.907
3	11:43:11.675	55.091	+0.933	21.910	16.377	16.804	3	11:43:22.782	56.354	+1.761	22.338	16.720	17.296
4	11:44:06.378	54.703	+0.545	22.066	16.379	16.379	4	11:44:19.317	56.535	+1.942	22.901	16.787	16.847
5	11:45:00.809	54.431	+0.273	21.796	16.181	16.454	5	11:45:14.424	55.107	+0.514	22.138	16.372	16.597
6	11:45:55.065	54.256	+0.098	21.723	16.165	16.368	6	11:46:09.141	54.717	+0.124	21.941	16.275	16.501
7	11:46:49.223	54.158		21.724	16.145	16.289	7	11:47:03.734	54.593		21.859	16.313	16.421
8	11:47:43.569	54.346	+0.188	21.688	16.246	16.412							
(604) PATRICK PEARCE							(654) Martins LAPINS						
1	11:41:18.594	1:02.617	+8.323	27.284	17.985	17.348	1	11:41:18.739	1:02.536	+7.936	27.399	17.766	17.371
2	11:42:15.622	57.028	+2.734	23.175	17.016	16.837	2	11:42:14.717	55.978	+1.378	22.681	16.673	16.624
3	11:43:10.402	54.780	+0.486	22.009	16.346	16.425	3	11:43:09.317	54.600		21.947	16.278	16.375
4	11:44:05.000	54.598	+0.304	21.733	16.279	16.586	4	11:44:05.177	55.860	+1.260	21.875	16.457	17.528
5	11:44:59.463	54.463	+0.169	21.813	16.230	16.420	5	11:45:01.062	55.885	+1.285	22.261	16.678	16.946
6	11:45:53.757	54.294		21.750	16.175	16.369	6	11:45:57.110	56.048	+1.448	22.472	16.526	17.050
7	11:46:48.647	54.890	+0.596	22.190	16.229	16.471	7	11:46:54.305	57.195	+2.595	22.750	17.045	17.400
(606) Lucas ORROCK							(732) Marc BERTEAUX						
1	11:41:27.417	1:05.287	+10.923	29.402	18.517	17.368	1	11:41:28.743	1:06.044	+11.409	29.814	18.681	17.549
2	11:42:23.559	56.142	+1.778	22.841	16.787	16.514	2	11:42:26.818	58.075	+3.440	23.882	17.361	16.832
3	11:43:18.530	54.971	+0.607	22.030	16.454	16.487	3	11:43:22.847	56.029	+1.394	22.243	16.732	17.054
4	11:44:12.894	54.364		21.643	16.313	16.408	4	11:44:18.383	55.536	+0.901	22.374	16.584	16.578
5	11:45:07.441	54.547	+0.183	21.833	16.333	16.381	5	11:45:13.169	54.786	+0.151	21.929	16.360	16.497
6	11:46:02.005	54.564	+0.200	21.916	16.265	16.383	6	11:46:07.804	54.635		21.896	16.296	16.443



Rotax Euro Challenge 2013 Genk / Belgium

Rotax DD2 Genk / Belgium 1,360 Km
 Non Qualifying Practice Even Numbers 2013-03-29 11:40
 Practice (7:00 Time) started at 11:40:01

Lap	Time of Day	Lap Tm	Diff	S1 Tm	S2 Tm	S3 Tm
7	11:47:02.522	54.718	+0.083	21.910	16.389	16.419

(652) Damien VUILLAUME

1	11:41:14.157	1:00.770	+6.130	25.997	17.574	17.199
2	11:42:09.956	55.799	+1.159	22.655	16.510	16.634
3	11:43:04.866	54.910	+0.270	22.091	16.282	16.537
4	11:43:59.529	54.663	+0.023	21.871	16.296	16.496
5	11:44:54.169	54.640		21.888	16.269	16.483
6	11:45:48.839	54.670	+0.030	21.946	16.194	16.530
7	11:46:45.026	56.187	+1.547	23.397	16.309	16.481
8	11:47:39.953	54.927	+0.287	22.087	16.262	16.578

Lap	Time of Day	Lap Tm	Diff	S1 Tm	S2 Tm	S3 Tm
1	11:41:24.795	1:06.296	+10.953	29.329	18.712	18.255
2	11:42:21.844	57.049	+1.706	23.094	17.044	16.911
3	11:43:17.226	55.382	+0.039	22.195	16.582	16.605
4	11:44:12.569	55.343		22.114	16.559	16.670
5	11:45:08.301	55.732	+0.389	22.142	16.905	16.685
6	11:46:03.899	55.598	+0.255	22.195	16.585	16.818
7	11:46:59.770	55.871	+0.528	22.420	16.692	16.759

(624) Anna-Lisa DREYSPRING

1	11:41:33.411	1:10.881	+15.477	31.342	19.752	19.787
2	11:42:31.813	58.402	+2.998	23.539	17.284	17.579
3	11:43:28.141	56.328	+0.924	22.893	16.633	16.802
4	11:44:23.650	55.509	+0.105	22.285	16.531	16.693
5	11:45:19.054	55.404		22.156	16.489	16.759
6	11:46:14.878	55.824	+0.420	22.470	16.582	16.772

(650) Mario VENDLA

1	11:41:27.169	1:09.614	+14.886	29.108	20.443	20.063
2	11:42:24.470	57.301	+2.573	23.619	16.910	16.772
3	11:43:20.009	55.539	+0.811	22.083	16.616	16.840
4	11:44:15.433	55.424	+0.696	22.149	16.347	16.928
5	11:45:10.415	54.982	+0.254	22.012	16.411	16.559
6	11:46:05.261	54.846	+0.118	22.042	16.309	16.495
7	11:46:59.989	54.728		21.872	16.313	16.543

(628) Ben COOPER

1	11:41:27.289	1:04.281	+8.815	28.314	18.242	17.725
2	11:42:24.282	56.993	+1.527	22.838	17.212	16.943
3	11:43:19.748	55.466		22.169	16.515	16.782

(660) Maxi FLEISCHMANN

1	11:41:34.326	1:14.135	+19.377	32.101	20.461	21.573
2	11:42:37.679	1:03.353	+8.595	24.106	21.570	17.677
3	11:43:34.982	57.303	+2.545	23.441	17.019	16.843
4	11:44:30.635	55.653	+0.895	22.192	16.632	16.829
5	11:45:26.175	55.540	+0.782	22.454	16.459	16.627
6	11:46:21.020	54.845	+0.087	21.929	16.441	16.475
7	11:47:15.778	54.758		21.860	16.372	16.526

(740) Mathias BAUMEISTER

1	11:41:32.250	1:10.522	+14.902	30.903	20.478	19.141
2	11:42:30.829	58.579	+2.959	23.535	17.249	17.795
3	11:43:27.211	56.382	+0.762	22.617	16.784	16.981
4	11:44:23.334	56.123	+0.503	22.576	16.637	16.910
5	11:45:18.954	55.620		22.169	16.619	16.832
6	11:46:15.260	56.306	+0.686	22.838	16.707	16.761
7	11:47:11.018	55.758	+0.138	22.395	16.477	16.886

(700) Christophe ADAMS

1	11:41:31.354	1:07.913	+13.035	30.007	19.702	18.204
2	11:42:29.211	57.857	+2.979	23.491	17.026	17.340
3	11:43:25.275	56.064	+1.186	22.635	16.673	16.756
4	11:44:20.890	55.615	+0.737	22.301	16.632	16.682
5	11:45:16.009	55.119	+0.241	22.026	16.454	16.639
6	11:46:10.887	54.878		21.903	16.387	16.588

(736) Maxim SHAPOSHNIKOV

1	11:41:32.705	1:08.551	+12.716	30.055	19.533	18.963
2	11:42:32.131	59.426	+3.591	23.888	17.806	17.732
3	11:43:29.252	57.121	+1.286	22.901	17.043	17.177
4	11:44:25.308	56.056	+0.221	22.478	16.644	16.934
5	11:45:21.391	56.083	+0.248	22.455	16.686	16.942
6	11:46:17.226	55.835		22.227	16.579	17.029
7	11:47:13.193	55.967	+0.132	22.352	16.671	16.944

(642) Niklas OLSEN

1	11:41:30.561	1:06.705	+11.726	29.036	19.834	17.835
2	11:42:34.495	1:03.934	+8.955	23.014	17.044	23.876
3	11:43:34.704	1:00.209	+5.230	25.558	17.467	17.184
4	11:44:30.194	55.490	+0.511	22.222	16.588	16.680
5	11:45:25.182	54.988	+0.009	21.941	16.473	16.574
6	11:46:20.215	55.033	+0.054	21.973	16.455	16.605
7	11:47:15.194	54.979		21.955	16.461	16.563

(626) Andrey STEPANOV

1	11:41:39.561	1:13.135	+17.151	31.393	20.881	20.861
2	11:42:43.967	1:04.406	+8.422	26.803	18.940	18.663
3	11:43:42.223	58.256	+2.272	23.645	17.251	17.360
4	11:44:39.362	57.139	+1.155	23.036	16.923	17.180
5	11:45:35.863	56.501	+0.517	22.557	16.884	17.060
6	11:46:32.083	56.220	+0.236	22.479	16.641	17.100
7	11:47:28.067	55.984		22.378	16.608	16.998

(730) Normunds STANEVICS

1	11:41:26.147	1:05.573	+10.564	28.828	18.747	17.998
2	11:42:23.498	57.351	+2.342	23.333	17.109	16.909
3	11:43:19.806	56.308	+1.299	22.629	16.699	16.980
4	11:44:16.610	56.804	+1.795	23.207	16.774	16.823
5	11:45:12.115	55.505	+0.496	22.308	16.596	16.601
6	11:46:07.335	55.220	+0.211	22.154	16.511	16.555
7	11:47:02.344	55.009		22.035	16.424	16.550

(746) Dennis KROES

1	11:41:24.961	1:06.032	+10.789	29.451	18.744	17.837
2	11:42:22.797	57.836	+2.593	23.483	17.246	17.107
3	11:43:19.355	56.558	+1.315	22.990	16.758	16.810
4	11:44:15.343	55.988	+0.745	22.434	16.652	16.902
5	11:45:11.152	55.809	+0.566	22.470	16.653	16.686
6	11:46:06.507	55.355	+0.112	22.095	16.606	16.654
7	11:47:01.750	55.243		22.134	16.505	16.604

(718) Tamsin GERMAIN

1	11:41:24.961	1:06.032	+10.789	29.451	18.744	17.837
2	11:42:22.797	57.836	+2.593	23.483	17.246	17.107
3	11:43:19.355	56.558	+1.315	22.990	16.758	16.810
4	11:44:15.343	55.988	+0.745	22.434	16.652	16.902
5	11:45:11.152	55.809	+0.566	22.470	16.653	16.686
6	11:46:06.507	55.355	+0.112	22.095	16.606	16.654
7	11:47:01.750	55.243		22.134	16.505	16.604



Rotax Euro Challenge 2013 Genk / Belgium

Rotax DD2

Genk / Belgium 1,360 Km

Non Qualifying Practice Odd Numbers

2013-03-29 11:50

Practice (7:00 Time) started at 11:50:01

Pos	No.	Name	Nat.	Chassis	Race Team	Laps	Best Tm	Diff	Gap In Lap	km/h
1	603	Xen DE RUWE	BEL	Formula K	FK Racing Team AB Ltd	8	53.691			7 91,188
2	601	Mathias DETIGE	BEL	MS Kart	Bouvin Power	8	53.892	0.201	0.201	8 90,848
3	629	Ferenc KANCSAR	HUN	Birel	KMS Europe	7	53.892	0.201		7 90,848
4	631	Barrie PULLINGER	GBR	Alonso	Dan Holland Racing	8	54.041	0.350	0.149	5 90,598
5	627	Shaun SLAVIN	GBR	Intrepid	Intrepid Driver Program	8	54.134	0.443	0.093	6 90,442
6	653	Sandro LUKOVIC	AUT	Intrepid	Intrepid Driver Program	7	54.282	0.591	0.148	6 90,196
7	615	Marcel SCHIRMER	DEU	CRG	Kartsport Klimm	6	54.287	0.596	0.005	5 90,187
8	633	Alexis COURSAULT	FRA	Birel	MGT	7	54.330	0.639	0.043	7 90,116
9	639	Maxime GRAVOUILLE	FRA	Sodi	Kart Pro Racing	7	54.340	0.649	0.010	7 90,099
10	643	Pascal MARSCHALL	DEU	CRG	TAD Racing	8	54.393	0.702	0.053	7 90,012
11	647	Alex BEGGI	ITA	Formula K	FK Racing Team AB Ltd	7	54.443	0.752	0.050	7 89,929
12	637	Alexandre FINKELSTEIN	FRA	Tonykart	MD Competition	8	54.477	0.786	0.034	7 89,873
13	609	Haralds GARKAKLIS	LVA	Gillard	MRG Racing	7	54.509	0.818	0.032	7 89,820
14	645	Chris STERKEN	NLD	CRG	CRG Holland	8	54.521	0.830	0.012	6 89,800
15	649	Alexander ZENKIN	RUS	Intrepid	Intrepid Driver Program	7	54.599	0.908	0.078	7 89,672
16	725	Igor MUKHIN	RUS	Intrepid	Intrepid Driver Program	7	54.643	0.952	0.044	6 89,600
17	719	Florent LAMBERT	GBR	Tonykart	Tatum Racing	8	54.733	1.042	0.090	5 89,452
18	641	Tomas PYTTLIK	GBR	Alonso		7	54.761	1.070	0.028	7 89,407
19	651	Andreas STIEHR	DEU	Intrepid	KSW Racing	7	54.785	1.094	0.024	7 89,368
20	659	Giel BRONDER	NLD	Gillard	PDB Racing	7	54.798	1.107	0.013	7 89,346
21	655	Karel FRANSEN	BEL	Zanardi	Schepers Racing	6	54.904	1.213	0.106	6 89,174
22	623	Marcel STEINERT	DEU	Tonykart	KSW Racing	7	54.926	1.235	0.022	6 89,138
23	617	Luka KAMALI	DEU	CRG	TAD Racing	7	55.008	1.317	0.082	6 89,005
24	611	ERWIN MONTFOORT	NLD	Gillard	Montfoort Motorsport	7	55.035	1.344	0.027	5 88,962
25	621	MARTINS STEINERTS	LVA	MS Kart	MS Kart Racing Team	7	55.045	1.354	0.010	7 88,945
26	777	Lourens VAN RENSBURG	ZAF	CRG	CRG Holland	7	55.309	1.618	0.264	4 88,521
27	735	Chris GROEN	NLD	Kosmic	Team Kroes	3	56.526	2.835	1.217	3 86,615



Rotax Euro Challenge 2013 Genk / Belgium

Rotax DD2 Genk / Belgium 1,360 Km
 Non Qualifying Practice Odd Numbers 2013-03-29 11:50
 Practice (7:00 Time) started at 11:50:01

Lap	Time of Day	Lap Tm	Diff	S1 Tm	S2 Tm	S3 Tm	Lap	Time of Day	Lap Tm	Diff	S1 Tm	S2 Tm	S3 Tm
(603) Xen DE RUWE							(633) Alexis COURSAULT						
1	11:51:28.653	1:09.595	+15.904	31.985	19.231	18.379	1	11:51:35.844	1:08.285	+13.955	31.269	19.130	17.886
2	11:52:25.949	57.296	+3.605	23.634	16.894	16.768	2	11:52:32.924	57.080	+2.750	23.113	17.082	16.885
3	11:53:21.171	55.222	+1.531	21.924	16.712	16.586	3	11:53:29.008	56.084	+1.754	22.439	16.982	16.663
4	11:54:15.586	54.415	+0.724	21.700	16.198	16.517	4	11:54:24.136	55.128	+0.798	22.201	16.411	16.516
5	11:55:09.687	54.101	+0.410	21.681	16.135	16.285	5	11:55:21.091	56.955	+2.625	23.487	17.024	16.444
6	11:56:03.537	53.850	+0.159	21.488	16.088	16.274	6	11:56:15.618	54.527	+0.197	21.785	16.276	16.466
7	11:56:57.228	53.691		21.399	16.066	16.226	7	11:57:09.948	54.330		21.773	16.218	16.339
8	11:57:51.166	53.938	+0.247	21.442	16.118	16.378							
(601) Mathias DETIGE							(639) Maxime GRAVOUILLE						
1	11:51:21.196	1:05.268	+11.376	29.589	18.203	17.476	1	11:51:23.944	1:05.060	+10.720	28.805	18.488	17.767
2	11:52:18.027	56.831	+2.939	23.212	16.933	16.686	2	11:52:20.813	56.869	+2.529	23.053	16.904	16.912
3	11:53:12.528	54.501	+0.609	21.879	16.253	16.369	3	11:53:16.170	55.357	+1.017	22.167	16.554	16.636
4	11:54:06.836	54.308	+0.416	21.732	16.192	16.384	4	11:54:11.202	55.032	+0.692	21.902	16.510	16.620
5	11:55:01.356	54.520	+0.628	21.987	16.172	16.361	5	11:55:06.862	55.660	+1.320	22.875	16.346	16.439
6	11:55:55.612	54.256	+0.364	21.547	16.088	16.621	6	11:56:01.315	54.453	+0.113	21.891	16.249	16.313
7	11:56:49.520	53.908	+0.016	21.539	16.056	16.313	7	11:56:55.655	54.340		21.813	16.132	16.395
8	11:57:43.412	53.892		21.509	16.087	16.296							
(629) Ferenc KANCSAR							(643) Pascal MARSCHALL						
1	11:51:42.113	1:03.853	+9.961	27.321	18.088	18.444	1	11:51:21.258	1:02.632	+8.239	27.320	17.994	17.318
2	11:52:37.651	55.538	+1.646	22.395	16.482	16.661	2	11:52:17.346	56.088	+1.695	22.708	16.669	16.711
3	11:53:33.218	55.567	+1.675	21.972	16.425	17.170	3	11:53:12.255	54.909	+0.516	21.891	16.411	16.607
4	11:54:27.393	54.175	+0.283	21.756	16.108	16.311	4	11:54:07.274	55.019	+0.626	22.075	16.437	16.507
5	11:55:23.336	55.943	+2.051	21.410	16.334	18.199	5	11:55:01.871	54.597	+0.204	21.801	16.296	16.500
6	11:56:17.686	54.350	+0.458	21.394	16.356	16.600	6	11:55:56.384	54.513	+0.120	21.780	16.259	16.474
7	11:57:11.578	53.892		21.515	16.134	16.243	7	11:56:50.777	54.393		21.737	16.232	16.424
							8	11:57:45.272	54.495	+0.102	21.758	16.247	16.490
(631) Barrie PULLINGER							(647) Alex BEGGI						
1	11:51:26.145	1:06.313	+12.272	29.712	19.028	17.573	1	11:51:46.157	1:07.648	+13.205	30.077	19.467	18.104
2	11:52:22.928	56.783	+2.742	23.342	16.828	16.613	2	11:52:44.108	57.951	+3.508	23.550	17.336	17.065
3	11:53:17.716	54.788	+0.747	22.112	16.201	16.475	3	11:53:40.014	55.906	+1.463	22.372	16.786	16.748
4	11:54:12.135	54.419	+0.378	21.938	16.199	16.282	4	11:54:35.227	55.213	+0.770	22.068	16.437	16.708
5	11:55:06.176	54.041		21.700	16.114	16.227	5	11:55:30.051	54.824	+0.381	21.932	16.424	16.468
6	11:56:00.669	54.493	+0.452	22.016	16.149	16.328	6	11:56:24.514	54.463	+0.020	21.710	16.292	16.461
7	11:56:54.865	54.196	+0.155	21.770	16.109	16.317	7	11:57:18.957	54.443		21.742	16.273	16.428
8	11:57:49.109	54.244	+0.203	21.824	16.096	16.324							
(627) Shaun SLAVIN							(637) Alexandre FINKELSTEIN						
1	11:51:13.217	1:00.697	+6.563	26.128	17.474	17.095	1	11:51:23.887	1:04.237	+9.760	28.543	18.210	17.484
2	11:52:08.672	55.455	+1.321	22.329	16.480	16.646	2	11:52:19.994	56.107	+1.630	22.733	16.688	16.686
3	11:53:03.429	54.757	+0.623	21.928	16.356	16.473	3	11:53:14.949	54.955	+0.478	22.014	16.324	16.617
4	11:54:08.128	1:04.699	+10.565	21.868	18.308	24.523	4	11:54:09.621	54.672	+0.195	21.921	16.277	16.474
5	11:55:02.870	54.742	+0.608	21.905	16.344	16.493	5	11:55:04.327	54.706	+0.229	21.961	16.299	16.446
6	11:55:57.004	54.134		21.615	16.192	16.327	6	11:55:58.915	54.588	+0.111	21.776	16.261	16.551
7	11:56:51.152	54.148	+0.014	21.710	16.138	16.300	7	11:56:53.392	54.477		21.819	16.254	16.404
8	11:57:45.422	54.270	+0.136	21.656	16.289	16.325	8	11:57:47.975	54.583	+0.106	21.835	16.250	16.498
(653) Sandro LUKOVIC							(609) Haralds GARKAKLIS						
1	11:51:29.952	1:14.602	+20.320	32.384	21.917	20.301	1	11:51:31.849	1:02.378	+7.869	27.094	18.046	17.238
2	11:52:35.048	1:05.096	+10.814	27.122	20.005	17.969	2	11:52:38.975	1:07.126	+12.617	22.541	16.458	28.127
3	11:53:31.021	55.973	+1.691	22.739	16.650	16.584	3	11:53:34.178	55.203	+0.694	22.509	16.310	16.384
4	11:54:25.428	54.407	+0.125	21.774	16.259	16.374	4	11:54:30.315	56.137	+1.628	23.244	16.467	16.426
5	11:55:19.783	54.355	+0.073	21.769	16.255	16.331	5	11:55:25.118	54.803	+0.294	21.832	16.234	16.737
6	11:56:14.065	54.282		21.732	16.193	16.357	6	11:56:19.638	54.520	+0.011	21.862	16.278	16.380
7	11:57:08.491	54.426	+0.144	21.794	16.237	16.395	7	11:57:14.147	54.509		21.805	16.296	16.408
(615) Marcel SCHIRMER							(645) Chris STERKEN						
1	11:51:34.546	1:03.690	+9.403	27.831	18.272	17.587	1	11:51:17.392	1:01.339	+6.818	26.988	17.352	16.999
2	11:52:31.760	57.214	+2.927	23.394	17.045	16.775	2	11:52:13.026	55.634	+1.113	22.419	16.612	16.603
3	11:53:26.971	55.211	+0.924	22.128	16.374	16.709	3	11:53:08.006	54.980	+0.459	22.042	16.387	16.551
4	11:54:21.570	54.599	+0.312	21.824	16.245	16.530	4	11:54:03.017	55.011	+0.490	21.891	16.386	16.734
5	11:55:15.857	54.287		21.678	16.199	16.410	5	11:54:57.645	54.628	+0.107	21.880	16.299	16.449
6	11:56:11.228	55.371	+1.084	21.965	16.287	17.119	6	11:55:52.166	54.521		21.831	16.246	16.444
							7	11:56:46.930	54.764	+0.243	21.886	16.242	16.636
							8	11:57:41.465	54.535	+0.014	21.876	16.240	16.419



Rotax Euro Challenge 2013 Genk / Belgium

Rotax DD2 Genk / Belgium 1,360 Km
 Non Qualifying Practice Odd Numbers 2013-03-29 11:50
 Practice (7:00 Time) started at 11:50:01

Lap	Time of Day	Lap Tm	Diff	S1 Tm	S2 Tm	S3 Tm	Lap	Time of Day	Lap Tm	Diff	S1 Tm	S2 Tm	S3 Tm
(649) Alexander ZENKIN													
1	11:51:25.994	1:07.267	+12.668	29.897	19.548	17.822	2	11:52:26.219	57.371	+2.445	23.396	17.173	16.802
2	11:52:24.157	58.163	+3.564	23.591	17.551	17.021	3	11:53:21.858	55.639	+0.713	22.133	16.756	16.750
3	11:53:19.587	55.430	+0.831	22.341	16.487	16.602	4	11:54:18.367	56.509	+1.583	22.800	16.830	16.879
4	11:54:14.641	55.054	+0.455	22.081	16.452	16.521	5	11:55:13.735	55.368	+0.442	22.378	16.409	16.581
5	11:55:09.495	54.854	+0.255	21.968	16.350	16.536	6	11:56:08.661	54.926		22.017	16.347	16.562
6	11:56:04.530	55.035	+0.436	22.211	16.334	16.490	7	11:57:03.727	55.066	+0.140	21.988	16.415	16.663
7	11:56:59.129	54.599		21.906	16.270	16.423							
(725) Igor MUKHIN													
1	11:51:42.254	1:17.925	+23.282	30.003	29.171	18.751							
2	11:52:39.706	57.452	+2.809	23.474	17.115	16.863							
3	11:53:35.156	55.450	+0.807	22.304	16.558	16.588							
4	11:54:30.007	54.851	+0.208	21.964	16.385	16.502							
5	11:55:24.758	54.751	+0.108	21.782	16.291	16.678							
6	11:56:19.401	54.643		21.832	16.395	16.416							
7	11:57:14.417	55.016	+0.373	21.903	16.606	16.507							
(719) Florent LAMBERT													
1	11:51:25.062	1:05.778	+11.045	28.774	19.310	17.694							
2	11:52:21.597	56.535	+1.802	22.903	16.875	16.757							
3	11:53:16.557	54.960	+0.227	21.996	16.389	16.575							
4	11:54:11.354	54.797	+0.064	21.793	16.402	16.602							
5	11:55:06.087	54.733		21.951	16.333	16.449							
6	11:56:01.153	55.066	+0.333	22.227	16.411	16.428							
7	11:56:56.368	55.215	+0.482	22.276	16.350	16.589							
8	11:57:51.227	54.859	+0.126	21.794	16.426	16.639							
(641) Tomas PYTTLIK													
1	11:51:31.803	1:06.474	+11.713	29.335	19.311	17.828							
2	11:52:29.274	57.471	+2.710	23.480	16.972	17.019							
3	11:53:25.080	55.806	+1.045	22.403	16.547	16.856							
4	11:54:20.316	55.236	+0.475	22.165	16.508	16.563							
5	11:55:15.539	55.223	+0.462	22.125	16.442	16.656							
6	11:56:10.772	55.233	+0.472	21.952	16.388	16.893							
7	11:57:05.533	54.761		21.972	16.311	16.478							
(651) Andreas STIEHR													
1	11:51:27.125	1:07.446	+12.661	30.031	19.210	18.205							
2	11:52:24.242	57.117	+2.332	23.419	16.842	16.856							
3	11:53:19.802	55.560	+0.775	22.367	16.605	16.588							
4	11:54:15.338	55.536	+0.751	22.258	16.523	16.755							
5	11:55:10.514	55.176	+0.391	22.138	16.454	16.584							
6	11:56:05.853	55.339	+0.554	22.133	16.626	16.580							
7	11:57:00.638	54.785		21.929	16.410	16.446							
(659) Giel BRONDER													
1	11:51:37.770	1:03.340	+8.542	26.996	18.425	17.919							
2	11:52:35.218	57.448	+2.650	23.189	16.896	17.363							
3	11:53:31.401	56.183	+1.385	22.799	16.619	16.765							
4	11:54:26.393	54.992	+0.194	21.973	16.451	16.568							
5	11:55:21.869	55.476	+0.678	21.880	16.623	16.973							
6	11:56:18.334	56.465	+1.667	22.337	17.190	16.938							
7	11:57:13.132	54.798		21.913	16.330	16.555							
(655) Karel FRANSSSEN													
1	11:51:29.722	1:07.131	+12.227	30.037	18.905	18.189							
2	11:52:31.799	1:02.077	+7.173	23.492	17.097	21.488							
3	11:53:28.862	57.063	+2.159	23.384	16.849	16.830							
4	11:54:23.953	55.091	+0.187	22.056	16.442	16.593							
5	11:55:18.907	54.954	+0.050	21.944	16.407	16.603							
6	11:56:13.811	54.904		22.066	16.318	16.520							
(623) Marcel STEINERT													
1	11:51:28.848	1:07.648	+12.722	30.278	19.010	18.360							
(617) Luka KAMALI													
1	11:51:29.360	1:07.228	+12.220	29.644	19.077	18.507							
2	11:52:26.751	57.391	+2.383	23.241	17.132	17.018							
3	11:53:22.142	55.391	+0.383	22.190	16.406	16.795							
4	11:54:18.285	56.143	+1.135	22.542	16.492	17.109							
5	11:55:13.473	55.188	+0.180	22.094	16.456	16.638							
6	11:56:08.481	55.008		22.069	16.327	16.612							
7	11:57:03.802	55.321	+0.313	22.026	16.405	16.890							
(611) ERWIN MONTFOORT													
1	11:51:32.425	1:01.272	+6.237	25.658	17.990	17.624							
2	11:52:29.615	57.190	+2.155	22.993	17.008	17.189							
3	11:53:25.391	55.776	+0.741	22.306	16.503	16.967							
4	11:54:20.628	55.237	+0.202	22.116	16.395	16.726							
5	11:55:15.663	55.035		22.006	16.451	16.578							
6	11:56:11.310	55.647	+0.612	22.238	16.529	16.880							
7	11:57:06.407	55.097	+0.062	22.219	16.324	16.554							
(621) MARTINS STEINERTS													
1	11:51:26.581	1:07.193	+12.148	30.285	19.179	17.729							
2	11:52:23.808	57.227	+2.182	23.104	17.115	17.008							
3	11:53:19.406	55.598	+0.553	22.287	16.550	16.761							
4	11:54:15.577	56.171	+1.126	22.520	16.527	17.124							
5	11:55:10.966	55.389	+0.344	22.259	16.447	16.683							
6	11:56:06.119	55.153	+0.108	22.060	16.469	16.624							
7	11:57:01.164	55.045		21.969	16.472	16.604							
(777) Lourens VAN RENSBURG													
1	11:51:34.262	1:10.119	+14.810	30.786	20.746	18.587							
2	11:52:32.790	58.528	+3.219	23.803	17.470	17.255							
3	11:53:29.488	56.698	+1.389	22.797	16.928	16.973							
4	11:54:24.797	55.309		22.028	16.556	16.725							
5	11:55:21.703	56.906	+1.597	22.807	17.184	16.915							
6	11:56:18.407	56.704	+1.395	22.415	16.804	17.485							
7	11:57:14.346	55.939	+0.630	22.442	16.383	17.114							
(735) Chris GROEN													
1	11:51:27.481	1:06.893	+10.367	29.502	19.235	18.156							
2	11:52:25.130	57.649	+1.123	23.436	17.149	17.064							
3	11:53:21.656	56.526		22.508	17.219	16.799							



Rotax Euro Challenge 2013 Genk / Belgium

Rotax DD2

Genk / Belgium 1,360 Km

Qualifying Practice Group D1

-NEW-

2013-03-29 16:00

Qualifying (15:00 Time) started at 16:00:00

Pos	No.	Name	Nat.	Chassis	Race Team	Laps	Best Tm	Diff	Gap In Lap	km/h
1	638	Sean BABINGTON	GBR	Alonso	Dan Holland Racing	9	53.451		8	91,598
2	603	Xen DE RUWE	BEL	Formula K	FK Racing Team AB Ltd	9	53.486	0.035	0.035	7 91,538
3	653	Sandro LUKOVIC	AUT	Intrepid	Intrepid Driver Program	9	53.509	0.058	0.023	5 91,499
4	601	Mathias DETIGE	BEL	MS Kart	Bouvin Power	9	53.555	0.104	0.046	6 91,420
5	631	Barrie PULLINGER	GBR	Alonso	Dan Holland Racing	9	53.617	0.166	0.062	7 91,314
6	627	Shaun SLAVIN	GBR	Intrepid	Intrepid Driver Program	9	53.627	0.176	0.010	8 91,297
7	608	Kevin LUDI	CHE	Birel	Spirit Racing	8	53.725	0.274	0.098	7 91,131
8	616	Antti RAMMO	EST	Tonykart	Aix Racing Team	9	53.745	0.294	0.020	8 91,097
9	650	Mario VENDLA	EST	Zanardi	AGS Racing	9	53.745	0.294		5 91,097
10	604	PATRICK PEARCE	GBR	Tonykart	Tatum Racing	8	53.824	0.373	0.079	5 90,963
11	643	Pascal MARSCHALL	DEU	CRG	TAD Racing	9	53.904	0.453	0.080	6 90,828
12	719	Florent LAMBERT	GBR	Tonykart	Tatum Racing	9	54.038	0.587	0.134	7 90,603
13	609	Haralds GARKAKLIS	LVA	Gillard	MRG Racing	10	54.063	0.612	0.025	9 90,561
14	649	Alexander ZENKIN	RUS	Intrepid	Intrepid Driver Program	10	54.109	0.658	0.046	7 90,484
15	633	Alexis COURSAULT	FRA	Birel	MGT	10	54.287	0.836	0.178	9 90,187
16	725	Igor MUKHIN	RUS	Intrepid	Intrepid Driver Program	9	54.291	0.840	0.004	8 90,181
17	641	Tomas PYTTLIK	GBR	Alonso		10	54.596	1.145	0.305	9 89,677
18	746	Dennis KROES	NLD	Tonykart	Team Kroes	9	54.738	1.287	0.142	7 89,444
19	735	Chris GROEN	NLD	Kosmic	Team Kroes	8	54.807	1.356	0.069	7 89,332
20	624	Anna-Lisa DREYSRING	DEU	CRG	TAD Racing	9	54.869	1.418	0.062	5 89,231
21	730	Normunds STANEVICS	LVA	Gillard	MRG Racing	10	54.933	1.482	0.064	9 89,127
22	736	Maxim SHAPOSHNIKOV	RUS	Kosmic	TBA	9	55.972	2.521	1.039	7 87,472
23	628	Ben COOPER	CAN	Birel	KMS Europe				0	-

Not classified

DQ	639	Maxime GRAVOUILLE	FRA	Sodi	Kart Pro Racing	9	53.624		6	91,302
DQ	656	Julien RENAUDIN	FRA	Sodi	KPR	8	53.790		5	91,021
DQ	651	Andreas STIEHR	DEU	Intrepid	KSW Racing	10	54.296		6	90,172
DQ	642	Niklas OLSEN	DNK	Praga	Josh Hart Racing	9	54.520		6	89,802
DQ	621	MARTINS STEINERTS	LVA	MS Kart	MS Kart Racing Team	9	54.943		7	89,111

Announcements

These results are provisional until the conclusion of any judicial and technical matters

No. 642 + 651 + 621 + 639 + 656 excluded from Qualifying Practice / reason technical non conformity

Timekeeping Ingrid and Meik Wagner:

Clerk of the course Nigel Edwards:

www.mylaps.com

Steward (Chairman) Horst Seidel:

Chief Scrutineer Paul Klaassen:

Licensed to: Motorsport Events



Rotax Euro Challenge 2013 Genk / Belgium

Rotax DD2 Genk / Belgium 1,360 Km
 Qualifying Practice Group D1 2013-03-29 16:00
 Qualifying (15:00 Time) started at 16:00:00

Lap	Time of Day	Lap Tm	Diff	S1 Tm	S2 Tm	S3 Tm
(638) Sean BABINGTON						
1	16:07:30.477	1:13.431	+19.980	32.401	20.177	20.853
2	16:08:39.221	1:08.744	+15.293	28.884	22.025	17.835
3	16:09:34.425	55.204	+1.753	22.450	16.423	16.331
4	16:10:28.213	53.788	+0.337	21.617	16.054	16.117
5	16:11:21.938	53.725	+0.274	21.443	16.051	16.231
6	16:12:15.611	53.673	+0.222	21.623	15.965	16.085
7	16:13:09.073	53.462	+0.011	21.362	16.019	16.081
8	16:14:02.524	53.451		21.296	15.977	16.178
9	16:14:56.558	54.034	+0.583	21.516	16.077	16.441

Lap	Time of Day	Lap Tm	Diff	S1 Tm	S2 Tm	S3 Tm
(627) Shaun SLAVIN						
1	16:07:37.106	1:16.119	+22.492	38.256	20.611	17.252
2	16:08:34.960	57.854	+4.227	23.868	17.252	16.734
3	16:09:30.026	55.066	+1.439	22.477	16.320	16.269
4	16:10:26.108	56.082	+2.455	23.353	16.508	16.221
5	16:11:19.958	53.850	+0.223	21.551	16.120	16.179
6	16:12:13.598	53.640	+0.013	21.433	15.972	16.235
7	16:13:10.293	56.695	+3.068	22.489	18.018	16.188
8	16:14:03.920	53.627		21.428	16.028	16.171
9	16:14:57.615	53.695	+0.068	21.395	16.085	16.215

Lap	Time of Day	Lap Tm	Diff	S1 Tm	S2 Tm	S3 Tm
(603) Xen DE RUWE						
1	16:08:09.006	1:05.028	+11.542	28.558	18.407	18.063
2	16:09:05.131	56.125	+2.639	22.827	16.749	16.549
3	16:09:59.478	54.347	+0.861	21.827	16.194	16.326
4	16:10:53.346	53.868	+0.382	21.537	16.089	16.242
5	16:11:47.056	53.710	+0.224	21.510	15.987	16.213
6	16:12:40.858	53.802	+0.316	21.288	16.359	16.155
7	16:13:34.344	53.486		21.377	15.999	16.110
8	16:14:27.964	53.620	+0.134	21.383	16.038	16.199
9	16:15:21.706	53.742	+0.256	21.397	16.065	16.280

Lap	Time of Day	Lap Tm	Diff	S1 Tm	S2 Tm	S3 Tm
(608) Kevin LUDI						
1	16:07:37.014	1:11.904	+18.179	32.103	22.159	17.642
2	16:08:36.461	59.447	+5.722	24.388	18.288	16.771
3	16:09:31.468	55.007	+1.282	22.040	16.401	16.566
4	16:10:25.302	53.834	+0.109	21.595	16.048	16.191
5	16:11:19.207	53.905	+0.180	21.476	16.099	16.330
6	16:12:14.584	55.377	+1.652	23.073	16.003	16.301
7	16:13:08.309	53.725		21.494	15.984	16.247
8	16:14:02.160	53.851	+0.126	21.462	16.088	16.301

Lap	Time of Day	Lap Tm	Diff	S1 Tm	S2 Tm	S3 Tm
(653) Sandro LUKOVIC						
1	16:07:43.246	1:09.210	+15.701	29.650	20.401	19.159
2	16:08:41.683	58.437	+4.928	23.209	18.380	16.848
3	16:09:36.077	54.394	+0.885	21.895	16.216	16.283
4	16:10:29.950	53.873	+0.364	21.587	16.104	16.182
5	16:11:23.459	53.509		21.360	15.990	16.159
6	16:12:17.275	53.816	+0.307	21.489	16.218	16.218
7	16:13:10.909	53.634	+0.125	21.399	16.048	16.187
8	16:14:04.538	53.629	+0.120	21.372	16.053	16.204
9	16:14:58.253	53.715	+0.206	21.423	16.057	16.235

Lap	Time of Day	Lap Tm	Diff	S1 Tm	S2 Tm	S3 Tm
(616) Antti RAMMO						
1	16:07:45.624	1:10.773	+17.028	34.509	18.547	17.717
2	16:08:42.202	56.578	+2.833	22.922	16.950	16.706
3	16:09:36.960	54.758	+1.013	22.005	16.263	16.490
4	16:10:31.027	54.067	+0.322	21.695	16.129	16.243
5	16:11:24.962	53.935	+0.190	21.554	16.064	16.317
6	16:12:18.819	53.857	+0.112	21.542	16.044	16.271
7	16:13:12.683	53.864	+0.119	21.530	16.049	16.285
8	16:14:06.428	53.745		21.446	16.052	16.247
9	16:15:02.444	56.016	+2.271	21.613	17.896	16.507

Lap	Time of Day	Lap Tm	Diff	S1 Tm	S2 Tm	S3 Tm
(601) Mathias DETIGE						
1	16:07:36.489	1:10.682	+17.127	31.823	20.581	18.278
2	16:08:35.931	59.442	+5.887	24.004	18.487	16.951
3	16:09:31.267	55.336	+1.781	22.378	16.477	16.481
4	16:10:26.626	55.359	+1.804	22.668	16.375	16.316
5	16:11:20.322	53.696	+0.141	21.530	15.988	16.178
6	16:12:13.877	53.555		21.433	15.978	16.144
7	16:13:07.579	53.702	+0.147	21.435	16.018	16.249
8	16:14:01.219	53.640	+0.085	21.443	16.016	16.181
9	16:14:54.870	53.651	+0.096	21.412	16.000	16.239

Lap	Time of Day	Lap Tm	Diff	S1 Tm	S2 Tm	S3 Tm
(650) Mario VENDLA						
1	16:07:52.762	1:05.921	+12.176	30.461	18.294	17.166
2	16:09:03.096	1:10.334	+16.589	31.711	21.634	16.989
3	16:09:58.055	54.959	+1.214	22.161	16.351	16.447
4	16:10:52.106	54.051	+0.306	21.621	16.219	16.211
5	16:11:45.851	53.745		21.525	16.029	16.191
6	16:12:40.280	54.429	+0.684	22.073	16.115	16.241
7	16:13:34.484	54.204	+0.459	21.538	16.096	16.570
8	16:14:28.455	53.971	+0.226	21.595	16.072	16.304
9	16:15:22.359	53.904	+0.159	21.563	16.092	16.249


Lap	Time of Day	Lap Tm	Diff	S1 Tm	S2 Tm	S3 Tm
(631) Barrie PULLINGER						
1	16:07:26.536	1:14.522	+20.905	30.344	20.882	23.296
2	16:08:36.893	1:10.357	+16.740	31.763	20.754	17.840
3	16:09:33.073	56.180	+2.563	22.576	16.931	16.673
4	16:10:27.735	54.662	+1.045	22.058	16.244	16.360
5	16:11:21.819	54.084	+0.467	21.648	16.199	16.237
6	16:12:16.109	54.290	+0.673	21.991	16.133	16.166
7	16:13:09.726	53.617		21.429	16.044	16.144
8	16:14:03.564	53.838	+0.221	21.691	16.001	16.146
9	16:14:57.224	53.660	+0.043	21.502	15.976	16.182

Lap	Time of Day	Lap Tm	Diff	S1 Tm	S2 Tm	S3 Tm
(656) Julien RENAUDIN						
1	16:08:13.327	1:07.026	+13.236	30.401	19.069	17.556
2	16:09:26.806	1:13.479	+19.689	22.792	16.598	34.089
3	16:10:22.640	55.834	+2.044	23.070	16.358	16.406
4	16:11:26.043	1:03.403	+9.613	30.879	16.239	16.285
5	16:12:19.833	53.790		21.336	16.159	16.295
6	16:13:13.811	53.978	+0.188	21.665	16.046	16.267
7	16:14:07.715	53.904	+0.114	21.562	16.057	16.285
8	16:15:01.924	54.209	+0.419	21.553	16.229	16.427

Lap	Time of Day	Lap Tm	Diff	S1 Tm	S2 Tm	S3 Tm
(639) Maxime GRAVOUILLE						
1	16:07:51.976	1:07.415	+13.791	30.430	19.101	17.884
2	16:08:51.692	59.716	+6.092	23.455	17.445	18.816
3	16:09:48.784	57.092	+3.468	23.648	16.677	16.667
4	16:10:43.186	54.402	+0.778	21.835	16.293	16.274
5	16:11:37.057	53.871	+0.247	21.659	16.032	16.180
6	16:12:30.681	53.624		21.386	16.237	16.237
7	16:13:24.673	53.992	+0.368	21.453	16.249	16.290
8	16:14:18.515	53.842	+0.218	21.510	16.095	16.237
9	16:15:12.227	53.712	+0.088	21.489	16.001	16.222

Lap	Time of Day	Lap Tm	Diff	S1 Tm	S2 Tm	S3 Tm
(604) PATRICK PEARCE						
1	16:07:51.482	1:08.008	+14.184	30.140	19.732	18.136
2	16:08:50.179	58.697	+4.873	23.204	17.608	17.885
3	16:09:46.026	55.847	+2.023	22.556	16.622	16.669
4	16:10:40.190	54.164	+0.340	21.703	16.202	16.259
5	16:11:34.014	53.824		21.522	16.071	16.231
6	16:12:27.881	53.867	+0.043	21.472	16.104	16.291
7	16:13:21.759	53.878	+0.054	21.520	16.079	16.279
8	16:14:15.962	54.203	+0.379	21.613	16.237	16.353

Lap	Time of Day	Lap Tm	Diff	S1 Tm	S2 Tm	S3 Tm
(643) Pascal MARSCHALL						
1	16:07:49.594	1:10.625	+16.721	32.809	19.446	18.370

Timekeeping Ingrid and Meik Wagner:  Clerk of the course Nigel Edwards: www.mylaps.com
 Steward (Chairman) Horst Seidel: Chief Scrutineer Paul Klaassen: Licensed to: Motorsport Events
 Printed: 2013-03-29 16:17:32 posted at: h Page 1 of 3



Rotax Euro Challenge 2013 Genk / Belgium

Rotax DD2

Genk / Belgium 1,360 Km

Qualifying Practice Group D1

2013-03-29 16:00

Qualifying (15:00 Time) started at 16:00:00

Lap	Time of Day	Lap Tm	Diff	S1 Tm	S2 Tm	S3 Tm
2	16:08:46.585	56.991	+3.087	23.265	17.054	16.672
3	16:09:41.323	54.738	+0.834	21.939	16.394	16.405
4	16:10:35.424	54.101	+0.197	21.580	16.214	16.307
5	16:11:29.535	54.111	+0.207	21.738	16.093	16.280
6	16:12:23.439	53.904		21.521	16.094	16.289
7	16:13:17.631	54.192	+0.288	21.609	16.239	16.344
8	16:14:11.982	54.351	+0.447	21.734	16.251	16.366
9	16:15:06.266	54.284	+0.380	21.663	16.195	16.426

(719) Florent LAMBERT

Lap	Time of Day	Lap Tm	Diff	S1 Tm	S2 Tm	S3 Tm
1	16:07:52.651	1:08.596	+14.558	30.694	19.660	18.242
2	16:08:51.085	58.434	+4.396	23.245	17.370	17.819
3	16:09:46.901	55.816	+1.778	22.558	16.612	16.646
4	16:10:41.791	54.890	+0.852	22.219	16.298	16.373
5	16:11:36.229	54.438	+0.400	21.819	16.186	16.433
6	16:12:30.371	54.142	+0.104	21.548	16.210	16.384
7	16:13:24.409	54.038		21.630	16.071	16.337
8	16:14:18.764	54.355	+0.317	21.576	16.381	16.398
9	16:15:12.868	54.104	+0.066	21.650	16.177	16.277

(609) Haralds GARKAKLIS

Lap	Time of Day	Lap Tm	Diff	S1 Tm	S2 Tm	S3 Tm
1	16:06:38.769	1:05.329	+11.266	28.069	18.430	18.830
2	16:07:37.334	58.565	+4.502	24.194	17.644	16.727
3	16:08:34.371	57.037	+2.974	23.281	17.109	16.647
4	16:09:29.065	54.694	+0.631	22.005	16.238	16.451
5	16:10:24.737	55.672	+1.609	22.927	16.309	16.436
6	16:11:19.137	54.400	+0.337	21.780	16.226	16.394
7	16:12:13.513	54.376	+0.313	21.796	16.176	16.404
8	16:13:07.864	54.351	+0.288	21.643	16.127	16.581
9	16:14:01.927	54.063		21.620	16.136	16.307
10	16:14:56.283	54.356	+0.293	21.802	16.162	16.392

(649) Alexander ZENKIN

Lap	Time of Day	Lap Tm	Diff	S1 Tm	S2 Tm	S3 Tm
1	16:06:54.114	1:11.479	+17.370	33.115	19.963	18.401
2	16:07:53.046	58.932	+4.823	24.017	17.640	17.275
3	16:08:51.003	57.957	+3.848	23.441	17.039	17.477
4	16:09:46.590	55.587	+1.478	22.274	16.617	16.696
5	16:10:41.128	54.538	+0.429	21.900	16.268	16.370
6	16:11:35.403	54.275	+0.166	21.697	16.203	16.375
7	16:12:29.512	54.109		21.695	16.111	16.303
8	16:13:23.716	54.204	+0.095	21.683	16.339	16.339
9	16:14:17.858	54.142	+0.033	21.656	16.156	16.330
10	16:15:12.042	54.184	+0.075	21.734	16.112	16.338

(633) Alexis COURSAULT

Lap	Time of Day	Lap Tm	Diff	S1 Tm	S2 Tm	S3 Tm
1	16:07:19.431	1:13.639	+19.352	33.135	20.974	19.530
2	16:08:21.200	1:01.769	+7.482	25.223	18.144	18.402
3	16:09:18.967	57.767	+3.480	23.995	16.926	16.846
4	16:10:14.494	55.527	+1.240	22.356	16.611	16.560
5	16:11:09.154	54.660	+0.373	22.164	16.180	16.316
6	16:12:03.499	54.345	+0.058	21.826	16.240	16.279
7	16:12:57.846	54.347	+0.060	21.593	16.302	16.452
8	16:13:52.738	54.892	+0.605	22.225	16.316	16.351
9	16:14:47.025	54.287		21.812	16.213	16.262
10	16:15:41.355	54.330	+0.043	21.776	16.273	16.281

(725) Igor MUKHIN

Lap	Time of Day	Lap Tm	Diff	S1 Tm	S2 Tm	S3 Tm
1	16:07:11.601	1:13.576	+19.285	32.762	21.364	19.450
2	16:08:12.250	1:00.649	+6.358	25.131	18.005	17.513
3	16:09:08.778	56.528	+2.237	23.022	16.792	16.714
4	16:10:03.967	55.189	+0.898	22.154	16.466	16.569
5	16:10:58.825	54.588	+0.567	22.046	16.398	16.414
6	16:11:53.637	54.812	+0.521	21.857	16.647	16.308
7	16:12:48.848	55.211	+0.920	22.218	16.413	16.580
8	16:13:43.139	54.291		21.755	16.202	16.334
9	16:14:38.044	54.905	+0.614	21.832	16.168	16.905

Lap	Time of Day	Lap Tm	Diff	S1 Tm	S2 Tm	S3 Tm
-----	-------------	--------	------	-------	-------	-------

(651) Andreas STIEHR

1	16:06:59.524	1:13.121	+18.825	32.563	21.347	19.211
2	16:07:58.885	59.361	+5.065	24.264	17.984	17.113
3	16:08:57.752	58.867	+4.571	24.097	17.690	17.080
4	16:09:52.809	55.057	+0.761	22.157	16.448	16.452
5	16:10:48.257	55.448	+1.152	22.638	16.354	16.456
6	16:11:42.553	54.296		21.830	16.152	16.314
7	16:12:37.260	54.707	+0.411	21.974	16.350	16.383
8	16:13:31.883	54.623	+0.327	21.907	16.323	16.393
9	16:14:28.801	56.918	+2.622	21.884	16.353	18.681
10	16:15:35.380	1:06.579	+12.283	29.011	20.167	17.401

(642) Niklas OLSEN

1	16:07:36.822	1:10.651	+16.131	31.873	20.768	18.010
2	16:08:37.200	1:00.378	+5.858	23.984	19.323	17.071
3	16:10:03.795	1:26.595	+32.075	22.329	16.592	47.674
4	16:11:00.206	56.411	+1.891	22.960	16.737	16.714
5	16:11:55.116	54.910	+0.390	21.959	16.501	16.450
6	16:12:49.636	54.520		21.730	16.350	16.440
7	16:13:44.985	55.349	+0.829	22.334	16.505	16.510
8	16:14:39.705	54.720	+0.200	21.856	16.387	16.477
9	16:15:34.309	54.604	+0.084	21.647	16.367	16.590

(641) Tomas PYTTLIK

1	16:07:02.678	1:10.681	+16.085	30.372	21.223	19.086
2	16:08:01.279	58.601	+4.005	23.934	17.428	17.239
3	16:08:59.527	58.248	+3.652	22.974	17.370	17.904
4	16:09:56.209	56.682	+2.086	22.547	17.211	16.924
5	16:10:51.317	55.108	+0.512	22.205	16.406	16.497
6	16:11:46.005	54.688	+0.092	21.872	16.142	16.674
7	16:12:41.589	55.584	+0.988	22.129	16.948	16.507
8	16:13:36.188	54.599	+0.003	21.720	16.423	16.456
9	16:14:30.784	54.596		21.779	16.190	16.627
10	16:15:25.568	54.784	+0.188	22.071	16.241	16.472

(746) Dennis KROES

1	16:06:59.056	1:12.267	+17.529	32.691	20.645	18.931
2	16:07:57.593	58.537	+3.799	23.816	17.420	17.301
3	16:08:54.251	56.658	+1.920	22.816	16.879	16.963
4	16:09:49.649	55.398	+0.660	22.247	16.570	16.581
5	16:10:44.878	55.229	+0.491	22.178	16.488	16.563
6	16:11:39.776	54.898	+0.160	22.067	16.341	16.490
7	16:12:34.514	54.738		21.883	16.339	16.516
8	16:13:29.433	54.919	+0.181	21.988	16.425	16.506
9	16:14:31.900	1:02.467	+7.729	21.959	20.166	20.342

(735) Chris GROEN

1	16:06:59.243	1:11.450	+16.643	31.606	20.389	19.455
2	16:07:58.771	59.528	+4.721	24.250	17.828	17.450
3	16:08:56.774	58.003	+3.196	23.658	17.288	17.057
4	16:09:52.641	55.867	+1.060	22.337	16.742	16.788
5	16:10:49.054	56.413	+1.606	23.116	16.652	16.645
6	16:11:44.130	55.076	+0.269	22.031	16.544	16.501
7	16:12:38.937	54.807		21.941	16.436	16.430
8	16:13:33.857	54.920	+0.113	21.871	16.484	16.565

(624) Anna-Lisa DREYSPRING

1	16:08:17.492	1:10.476	+15.607	31.720	20.028	18.728
2	16:09:15.749	58.257	+3.388	23.747	17.301	17.209
3	16:10:12.010	56.261	+1.392	22.565	16.791	16.905
4	16:11:07.307	55.297	+0.428	22.058	16.519	16.720
5	16:12:02.176	54.869		21.847	16.266	16.756
6	16:12:57.765	55.589	+0.720	22.582	16.376	16.631
7	16:13:54.500	56.735	+1.866	23.354	16.625	16.756
8	16:14:50.147	55.647	+0.778	22.573	16.389	16.685



Rotax Euro Challenge 2013 Genk / Belgium

Rotax DD2

Genk / Belgium 1,360 Km

Qualifying Practice Group D1

2013-03-29 16:00

Qualifying (15:00 Time) started at 16:00:00

Lap	Time of Day	Lap Tm	Diff	S1 Tm	S2 Tm	S3 Tm	Lap	Time of Day	Lap Tm	Diff	S1 Tm	S2 Tm	S3 Tm
9	16:15:45.445	55.298	+0.429	22.036	16.512	16.750							
(730) Normunds STANEVICS													
1	16:07:00.622	1:12.080	+17.147	32.831	20.346	18.903							
2	16:08:00.979	1:00.357	+5.424	24.720	18.015	17.622							
3	16:08:58.136	57.157	+2.224	23.154	16.951	17.052							
4	16:09:55.033	56.897	+1.964	23.480	16.734	16.683							
5	16:10:50.191	55.158	+0.225	22.107	16.507	16.544							
6	16:11:45.239	55.048	+0.115	22.076	16.436	16.536							
7	16:12:41.946	56.707	+1.774	22.843	17.191	16.673							
8	16:13:37.014	55.068	+0.135	22.031	16.448	16.589							
9	16:14:31.947	54.933		21.908	16.373	16.652							
10	16:15:28.285	56.338	+1.405	22.938	16.600	16.800							
(621) MARTINS STEINERTS													
1	16:07:25.663	1:09.065	+14.122	29.693	18.812	20.560							
2	16:08:27.028	1:01.365	+6.422	24.587	18.747	18.031							
3	16:09:24.454	57.426	+2.483	23.496	16.929	17.001							
4	16:10:20.001	55.547	+0.604	22.275	16.501	16.771							
5	16:11:15.281	55.280	+0.337	22.174	16.472	16.634							
6	16:12:10.972	55.691	+0.748	21.936	16.378	17.377							
7	16:13:05.915	54.943		21.943	16.256	16.744							
8	16:14:00.908	54.993	+0.050	21.985	16.303	16.705							
9	16:14:56.716	55.808	+0.865	22.480	16.608	16.720							
(736) Maxim SHAPOSHNIKOV													
1	16:07:58.175	1:12.703	+16.731	33.660	19.781	19.262							
2	16:08:57.977	59.802	+3.830	24.597	17.754	17.451							
3	16:09:56.041	58.064	+2.092	24.013	17.058	16.993							
4	16:10:52.873	56.832	+0.860	22.961	17.068	16.803							
5	16:11:49.170	56.297	+0.325	22.724	16.669	16.904							
6	16:12:45.601	56.431	+0.459	22.799	16.737	16.895							
7	16:13:41.573	55.972		22.381	16.765	16.826							
8	16:14:37.626	56.053	+0.081	22.350	16.607	17.096							
9	16:15:34.380	56.754	+0.782	22.806	16.770	17.178							

Timekeeping Ingrid and Meik Wagner:

Clerk of the course Nigel Edwards:

Steward (Chairman) Horst Seidel:

Chief Scrutineer Paul Klaassen:

www.mylaps.com

Licensed to: Motorsport Events



Rotax Euro Challenge 2013 Genk / Belgium

Rotax DD2

Genk / Belgium 1,360 Km

Qualifying Practice Group D2 **-NEW-**

2013-03-29 16:30

Qualifying (15:00 Time) started at 16:30:00

Pos	No.	Name	Nat.	Chassis	Race Team	Laps	Best Tm	Diff	Gap In Lap	km/h
1	629	Ferenc KANCSAR	HUN	Birel	KMS Europe	6	53.451		5	91,598
2	602	MIIKA LAIHO	FIN	Tonykart	MPT Racing	10	53.551	0.100	0.100	8 91,427
3	637	Alexandre FINKELSTEIN	FRA	Tonykart	MD Competition	11	53.720	0.269	0.169	6 91,139
4	606	Lucas ORROCK	GBR	Kosmic	Team Orrok	10	53.830	0.379	0.110	8 90,953
5	622	Andreas BACKMAN	SWE	Tonykart	Strawberry Racing	12	53.867	0.416	0.037	8 90,891
6	615	Marcel SCHIRMER	DEU	CRG	Kartsport Klimm	11	53.965	0.514	0.098	7 90,725
7	617	Luka KAMALI	DEU	CRG	TAD Racing	11	53.996	0.545	0.031	8 90,673
8	645	Chris STERKEN	NLD	CRG	CRG Holland	10	54.000	0.549	0.004	6 90,667
9	647	Alex BEGGI	ITA	Formula K	FK Racing Team AB Ltd	12	54.003	0.552	0.003	7 90,662
10	634	Christophe RAYMAKERS	BEL	Gillard	DFK	12	54.028	0.577	0.025	8 90,620
11	644	Sascha-Pio HAIDA	DEU	Birel	Haida Motorsport	9	54.048	0.597	0.020	9 90,586
12	718	Tamsin GERMAIN	GBR	Gillard	DG Racing	13	54.085	0.634	0.037	8 90,524
13	658	Janno THEUSSING	NLD	Gillard	PDB Racing	12	54.216	0.765	0.131	7 90,305
14	611	ERWIN MONTFOORT	NLD	Gillard	Montfoort Motorsport	13	54.237	0.786	0.021	7 90,270
15	652	Damien VUILLAUME	FRA	Flandria	Flandria Competition Kart	7	54.238	0.787	0.001	7 90,269
16	659	Giel BRONDER	NLD	Gillard	PDB Racing	12	54.276	0.825	0.038	11 90,206
17	700	Christophe ADAMS	FRA	Formula K	Sporting Formula K France	11	54.922	1.471	0.646	8 89,145
18	623	Marcel STEINERT	DEU	Tonykart	KSW Racing	8	54.994	1.543	0.072	8 89,028
19	676	Luke VAN RENSBURG	ZAF	CRG	CRG Holland	13	55.117	1.666	0.123	12 88,829
20	777	Lourens VAN RENSBURG	ZAF	CRG	CRG Holland	12	55.117	1.666		12 88,829
21	626	Andrey STEPANOV	RUS	Intrepid	Intrepid Driver Program	8	55.686	2.235	0.569	7 87,922
22	660	Maxi FLEISCHMANN	DEU	Mach 1	Mach 1	1	1:13.711	20.260	18.025	1 66,422

Not classified

DQ	654	Martins LAPINS	LVA	Energy	RKV Racing	11	54.073		5	90,544
DQ	732	Marc BERTEAUX	FRA	Birel	MGT	12	54.344		6	90,093
DQ	748	Mikko LAINE	FIN	Formula K	Mikko Laine	12	54.372		9	90,046
DQ	655	Karel FRANSSSEN	BEL	Zanardi	Schepers Racing	10	54.428		7	89,954
DQ	740	Mathias BAUMEISTER	DEU	Tonykart	KSW Racing	12	55.042		10	88,950

Announcements

These results are provisional until the conclusion of any judicial and technical matters

No. 740 + 732 + 654 + 655 + 748 excluded from Qualifying Practice / reason technical non conformity



Rotax Euro Challenge 2013 Genk / Belgium

Rotax DD2 Genk / Belgium 1,360 Km
 Qualifying Practice Group D2 2013-03-29 16:30
 Qualifying (15:00 Time) started at 16:30:00

Lap	Time of Day	Lap Tm	Diff	S1 Tm	S2 Tm	S3 Tm	Lap	Time of Day	Lap Tm	Diff	S1 Tm	S2 Tm	S3 Tm							
(629) Ferenc KANCSAR																				
1	16:36:55.773	1:34.790	+41.339	50.934	24.071	19.785	6	16:39:21.968	54.071	+0.106	21.629	16.100	16.342							
2	16:37:54.507	58.734	+5.283	24.973	16.745	17.016	7	16:40:15.933	53.965		21.563	16.087	16.315							
3	16:38:49.597	55.090	+1.639	21.708	16.904	16.478	8	16:41:10.561	54.628	+0.663	21.542	16.556	16.530							
4	16:39:43.100	53.503	+0.052	21.388	15.940	16.175	9	16:42:04.773	54.212	+0.247	21.573	16.135	16.504							
5	16:40:36.511	53.451		21.317	15.976	16.158	10	16:42:58.817	54.044	+0.079	21.573	16.125	16.346							
6	16:41:31.606	55.055	+1.604	21.360	15.990	17.705	11	16:43:55.426	56.609	+2.644	23.260	16.568	16.781							
(602) MIIKA LAIHO																				
1	16:35:48.611	1:15.083	+21.532	35.123	20.771	19.189	(617) Luka KAMALI													
2	16:36:47.667	59.056	+5.505	24.514	17.556	16.986	1	16:35:49.028	1:14.082	+20.086	34.099	20.955	19.028							
3	16:37:42.868	55.201	+1.650	22.282	16.433	16.486	2	16:36:48.808	59.780	+5.784	24.523	17.601	17.656							
4	16:38:37.153	54.285	+0.734	21.739	16.190	16.356	3	16:37:44.825	56.017	+2.021	22.777	16.541	16.699							
5	16:39:31.160	54.007	+0.456	21.600	16.320	16.320	4	16:38:39.607	54.782	+0.786	21.919	16.396	16.467							
6	16:40:25.009	53.849	+0.298	21.461	16.097	16.291	5	16:39:34.272	54.665	+0.669	22.160	16.177	16.328							
7	16:41:18.669	53.660	+0.109	21.387	15.996	16.277	6	16:40:28.368	54.096	+0.100	21.621	16.070	16.405							
8	16:42:12.220	53.551		21.407	15.934	16.210	7	16:41:22.389	54.021	+0.025	21.583	16.097	16.341							
9	16:43:05.875	53.655	+0.104	21.402	16.280	16.280	8	16:42:16.385	53.996		21.634	16.065	16.297							
10	16:43:59.582	53.707	+0.156	21.358	16.067	16.282	9	16:43:10.415	54.030	+0.034	21.605	16.156	16.269							
(637) Alexandre FINKELSTEIN																				
1	16:35:04.222	1:30.776	+37.056	31.450	30.813	28.513	10	16:44:06.936	56.521	+2.525	22.058	17.794	16.669							
2	16:36:17.400	1:13.178	+19.458	30.141	25.044	17.993	11	16:45:01.305	54.369	+0.373	21.750	16.210	16.409							
3	16:37:13.589	56.189	+2.469	22.768	16.901	16.520	(645) Chris STERKEN													
4	16:38:08.029	54.440	+0.720	21.799	16.302	16.302	1	16:36:00.219	1:09.917	+15.917	33.536	18.875	17.506							
5	16:39:02.447	54.418	+0.698	21.601	16.114	16.703	2	16:36:56.203	55.984	+1.984	22.735	16.655	16.594							
6	16:39:56.167	53.720		21.571	15.954	16.195	3	16:37:51.456	55.253	+1.253	22.439	16.416	16.398							
7	16:40:49.933	53.766	+0.046	21.461	15.987	16.318	4	16:38:45.726	54.270	+0.270	21.682	16.257	16.331							
8	16:41:44.793	54.860	+1.140	22.577	16.090	16.193	5	16:39:39.814	54.088	+0.088	21.652	16.125	16.311							
9	16:42:38.610	53.817	+0.097	21.616	15.974	16.227	6	16:40:33.814	54.000		21.671	16.103	16.226							
10	16:43:36.807	58.197	+4.477	23.593	18.128	16.476	7	16:41:27.976	54.162	+0.162	21.756	16.118	16.288							
11	16:44:30.659	53.852	+0.132	21.555	16.112	16.185	8	16:42:22.093	54.117	+0.117	21.660	16.090	16.367							
(606) Lucas ORROCK																				
1	16:36:07.279	1:12.563	+18.733	31.903	19.161	21.499	9	16:43:10.415	54.384	+0.384	21.857	16.174	16.353							
2	16:37:14.677	1:07.398	+13.568	30.820	19.789	16.789	10	16:44:10.851	54.374	+0.374	21.771	16.150	16.453							
3	16:38:09.494	54.817	+0.987	21.874	16.364	16.579	(647) Alex BEGGI													
4	16:39:05.943	56.449	+2.619	23.422	16.283	16.744	1	16:34:54.352	1:10.603	+16.600	29.392	22.449	18.762							
5	16:39:59.830	53.887	+0.057	21.569	16.035	16.283	2	16:35:52.294	57.942	+3.939	23.779	17.326	16.837							
6	16:40:54.018	54.188	+0.358	21.448	16.524	16.524	3	16:36:49.277	56.983	+2.980	22.258	16.927	17.798							
7	16:41:47.862	53.844	+0.014	21.437	16.141	16.266	4	16:37:45.329	56.052	+2.049	22.957	16.609	16.486							
8	16:42:41.692	53.830		21.442	16.101	16.287	5	16:38:39.745	54.416	+0.413	21.806	16.287	16.323							
9	16:43:35.872	54.180	+0.350	21.567	16.251	16.362	6	16:39:33.933	54.188	+0.185	21.713	16.175	16.300							
10	16:44:29.830	53.958	+0.128	21.503	16.150	16.305	7	16:40:27.936	54.003		21.571	16.059	16.373							
(622) Andreas BACKMAN																				
1	16:35:05.409	1:30.695	+36.828	30.837	30.818	29.040	8	16:41:22.021	54.085	+0.082	21.667	16.134	16.284							
2	16:36:16.855	1:11.446	+17.579	27.652	22.786	21.008	9	16:42:16.095	54.074	+0.071	21.592	16.117	16.365							
3	16:37:13.095	56.240	+2.373	22.923	16.770	16.547	10	16:43:10.300	54.205	+0.202	21.669	16.136	16.400							
4	16:38:07.711	54.616	+0.749	21.961	16.324	16.331	11	16:44:06.121	55.821	+1.818	22.712	16.448	16.661							
5	16:39:02.050	54.339	+0.472	21.589	16.244	16.506	12	16:45:01.373	55.252	+1.249	21.920	16.344	16.988							
6	16:39:56.266	54.216	+0.349	21.468	16.237	16.511	(634) Christophe RAYMAKERS													
7	16:40:50.452	54.186	+0.319	21.859	16.073	16.254	1	16:34:35.841	1:28.964	+34.936	38.923	26.108	23.933							
8	16:41:44.319	53.867		21.506	16.120	16.241	2	16:35:40.013	1:04.172	+10.144	26.826	19.116	18.230							
9	16:42:38.529	54.210	+0.343	21.521	16.092	16.597	3	16:36:39.743	59.730	+5.702	23.315	18.052	18.363							
10	16:43:37.193	58.664	+4.797	23.017	17.008	18.639	4	16:37:34.996	55.253	+1.225	22.187	16.463	16.603							
11	16:44:31.290	54.097	+0.230	21.659	16.091	16.347	5	16:38:29.301	54.305	+0.277	21.743	16.151	16.411							
12	16:45:25.377	54.087	+0.220	21.547	16.185	16.355	6	16:39:23.634	54.333	+0.305	21.691	16.153	16.489							
(615) Marcel SCHIRMER																				
1	16:34:42.484	1:10.862	+16.897	31.610	20.091	19.161	7	16:40:17.754	54.120	+0.092	21.592	16.187	16.341							
2	16:35:43.002	1:00.518	+6.553	25.108	17.877	17.533	8	16:41:11.782	54.028		21.598	16.083	16.347							
3	16:36:39.317	56.315	+2.350	22.923	16.598	16.794	9	16:42:07.998	56.216	+2.188	22.808	16.824	16.584							
4	16:37:33.815	54.498	+0.533	21.814	16.289	16.395	10	16:43:02.146	54.148	+0.120	21.648	16.127	16.373							
5	16:38:27.897	54.082	+0.117	21.675	16.122	16.285	11	16:43:56.457	54.311	+0.283	21.822	16.165	16.324							
(644) Sascha-Pio HAIDA																				
1	16:36:02.046	1:15.006	+20.958	35.491	20.096	19.419	12	16:44:50.801	54.344	+0.316	21.782	16.189	16.373							
2	16:37:03.331	1:01.285	+7.237	26.561	17.615	17.109	(634) Christophe RAYMAKERS													
3	16:37:58.577	55.246	+1.198	22.236	16.474	16.536	1	16:34:35.841	1:28.964	+34.936	38.923	26.108	23.933							
4	16:38:53.157	54.580	+0.532	21.730	16.317	16.533	2	16:35:40.013	1:04.172	+10.144	26.826	19.116	18.230							
5	16:39:47.334	54.177	+0.129	21.586	16.211	16.380	3	16:36:39.743	59.730	+5.702	23.315	18.052	18.363							



Rotax Euro Challenge 2013 Genk / Belgium

Rotax DD2 Genk / Belgium 1,360 Km

Qualifying Practice Group D2 2013-03-29 16:30

Qualifying (15:00 Time) started at 16:30:00

Lap	Time of Day	Lap Tm	Diff	S1 Tm	S2 Tm	S3 Tm	Lap	Time of Day	Lap Tm	Diff	S1 Tm	S2 Tm	S3 Tm
6	16:40:41.554	54.220	+0.172	21.703	16.095	16.422	4	16:37:16.104	54.758	+0.520	21.889	16.399	16.470
7	16:41:35.897	54.343	+0.295	21.684	16.235	16.424	5	16:38:10.369	54.265	+0.027	21.728	16.212	16.325
8	16:42:30.088	54.191	+0.143	21.650	16.170	16.371	6	16:39:05.151	54.782	+0.544	21.748	16.642	16.392
9	16:43:24.136	54.048		21.620	16.080	16.348	7	16:39:59.389	54.238		21.739	16.095	16.404

(654) Martins LAPINS

1	16:35:41.229	1:05.165	+11.092	29.078	18.444	17.643
2	16:36:41.347	1:00.118	+6.045	23.125	17.783	19.210
3	16:37:36.416	55.069	+0.996	22.172	16.475	16.422
4	16:38:30.836	54.420	+0.347	21.856	16.279	16.285
5	16:39:24.909	54.073		21.688	16.130	16.255
6	16:40:19.211	54.302	+0.229	21.733	16.221	16.348
7	16:41:13.305	54.094	+0.021	21.651	16.138	16.305
8	16:42:08.368	55.063	+0.990	21.661	16.247	17.155
9	16:43:03.173	54.805	+0.732	22.057	16.364	16.384
10	16:43:57.769	54.596	+0.523	21.787	16.212	16.597
11	16:44:52.252	54.483	+0.410	21.789	16.242	16.452

(659) Giel BRONDER

1	16:35:15.484	1:12.759	+18.483	32.374	21.696	18.689
2	16:36:16.399	1:00.915	+6.639	24.494	18.626	17.795
3	16:37:12.927	56.528	+2.252	22.938	16.800	16.790
4	16:38:08.558	55.631	+1.355	22.428	16.610	16.593
5	16:39:03.220	54.662	+0.386	21.781	16.387	16.494
6	16:39:57.930	54.710	+0.434	21.663	16.446	16.601
7	16:40:52.374	54.444	+0.168	21.829	16.182	16.433
8	16:41:46.744	54.370	+0.094	21.721	16.220	16.429
9	16:42:41.135	54.391	+0.115	21.759	16.208	16.424
10	16:43:36.285	55.150	+0.874	22.298	16.373	16.479
11	16:44:30.561	54.276		21.658	16.201	16.417
12	16:45:25.354	54.793	+0.517	22.008	16.219	16.566

(718) Tamsin GERMAIN

1	16:34:06.891	1:09.971	+15.886	31.978	19.494	18.499
2	16:35:05.627	58.736	+4.651	24.006	17.513	17.217
3	16:36:01.558	55.931	+1.846	22.548	16.736	16.647
4	16:36:56.454	54.896	+0.811	22.029	16.452	16.415
5	16:37:51.113	54.659	+0.574	21.900	16.342	16.417
6	16:38:46.537	55.424	+1.339	22.222	16.624	16.578
7	16:39:40.863	54.326	+0.241	21.718	16.278	16.330
8	16:40:34.948	54.085		21.601	16.169	16.315
9	16:41:29.141	54.193	+0.108	21.644	16.190	16.359
10	16:42:23.789	54.648	+0.563	21.897	16.234	16.517
11	16:43:18.021	54.232	+0.147	21.637	16.229	16.366
12	16:44:12.664	54.643	+0.558	21.976	16.276	16.391
13	16:45:07.188	54.524	+0.439	21.742	16.278	16.504

(732) Marc BERTEAUX

1	16:34:43.157	1:11.011	+16.667	31.481	20.350	19.180
2	16:35:44.118	1:00.961	+6.617	25.795	17.838	17.328
3	16:36:40.654	56.536	+2.192	22.834	16.758	16.944
4	16:37:35.410	54.756	+0.412	21.825	16.456	16.475
5	16:38:30.008	54.598	+0.254	21.770	16.355	16.473
6	16:39:24.352	54.344		21.691	16.200	16.453
7	16:40:18.955	54.603	+0.259	21.886	16.293	16.424
8	16:41:14.657	55.702	+1.358	22.351	16.934	16.417
9	16:42:09.228	54.571	+0.227	21.712	16.389	16.470
10	16:43:03.670	54.442	+0.098	21.703	16.331	16.408
11	16:43:58.215	54.545	+0.201	21.875	16.233	16.437
12	16:44:53.007	54.792	+0.448	21.833	16.464	16.495

(658) Janno THEUSSING

1	16:34:10.970	1:10.366	+16.150	30.797	20.206	19.363
2	16:35:12.744	1:01.774	+7.558	25.112	18.981	17.681
3	16:36:10.193	57.449	+3.233	22.801	17.735	16.913
4	16:37:05.347	55.154	+0.938	22.027	16.638	16.489
5	16:38:00.085	54.738	+0.522	21.980	16.342	16.416
6	16:38:54.742	54.657	+0.441	21.816	16.408	16.433
7	16:39:48.958	54.216		21.801	16.125	16.290
8	16:40:43.255	54.297	+0.081	21.699	16.185	16.413
9	16:41:42.783	59.528	+5.312	22.881	18.966	17.681
10	16:42:39.905	57.122	+2.906	24.173	16.410	16.539
11	16:43:34.622	54.717	+0.501	21.863	16.385	16.469
12	16:44:29.216	54.594	+0.378	21.837	16.250	16.507

(748) Mikko LAINE

1	16:33:53.680	1:18.535	+24.163	36.376	21.952	20.207
2	16:34:57.360	1:03.680	+9.308	26.707	18.052	18.921
3	16:35:55.962	58.602	+4.230	23.887	17.644	17.071
4	16:36:51.242	55.280	+0.908	22.146	16.547	16.587
5	16:37:46.410	55.168	+0.796	21.864	16.517	16.787
6	16:38:41.284	54.874	+0.502	22.039	16.315	16.520
7	16:39:36.017	54.733	+0.361	22.013	16.208	16.512
8	16:40:30.511	54.494	+0.122	21.753	16.290	16.451
9	16:41:24.883	54.372		21.712	16.171	16.489
10	16:42:19.358	54.475	+0.103	21.722	16.267	16.486
11	16:43:13.923	54.565	+0.193	21.792	16.291	16.482
12	16:44:08.411	54.488	+0.116	21.790	16.221	16.477

(611) ERWIN MONTFOORT

1	16:33:57.781	1:11.988	+17.751	30.667	20.901	20.420
2	16:34:58.675	1:00.894	+6.657	25.606	17.923	17.365
3	16:35:55.673	56.998	+2.761	22.748	17.320	16.930
4	16:36:50.642	54.969	+0.732	21.976	16.454	16.539
5	16:37:45.868	55.226	+0.989	21.961	16.751	16.514
6	16:38:40.255	54.387	+0.150	21.843	16.164	16.380
7	16:39:34.492	54.237		21.694	16.183	16.360
8	16:40:28.977	54.485	+0.248	21.906	16.121	16.458
9	16:41:23.269	54.292	+0.055	21.696	16.160	16.436
10	16:42:22.561	59.292	+5.055	23.401	18.652	17.239
11	16:43:17.320	54.759	+0.522	21.983	16.259	16.517
12	16:44:11.878	54.558	+0.321	21.759	16.275	16.524
13	16:45:06.590	54.712	+0.475	21.847	16.281	16.584

(655) Karel FRANSEN

1	16:34:10.608	1:12.024	+17.596	32.281	20.338	19.405
2	16:35:12.414	1:01.806	+7.378	25.108	18.941	17.757
3	16:36:09.478	57.064	+2.636	22.791	17.382	16.891
4	16:37:04.860	55.382	+0.954	22.199	16.559	16.624
5	16:37:59.520	54.660	+0.232	21.939	16.329	16.392
6	16:38:54.057	54.537	+0.109	21.765	16.314	16.458
7	16:39:48.485	54.428		21.748	16.244	16.436
8	16:40:43.142	54.657	+0.229	21.905	16.295	16.457
9	16:41:37.662	54.520	+0.092	21.734	16.295	16.491
10	16:42:32.244	54.582	+0.154	21.819	16.287	16.476

(652) Damien VUILLAUME

1	16:34:28.095	1:05.331	+11.093	27.467	19.667	18.197
2	16:35:25.994	57.899	+3.661	23.542	17.430	16.927
3	16:36:21.346	55.352	+1.114	22.211	16.629	16.512

(700) Christophe ADAMS

1	16:35:07.356	1:19.682	+24.760	35.856	22.863	20.963
2	16:36:14.834	1:07.478	+12.556	26.018	20.113	21.347
3	16:37:16.372	1:01.538	+6.616	26.596	17.669	17.273
4	16:38:12.600	56.228	+1.306	22.520	16.882	16.826
5	16:39:08.293	55.693	+0.771	22.475	16.598	16.620
6	16:40:03.706	55.413	+0.491	22.127	16.466	16.820



Rotax Euro Challenge 2013 Genk / Belgium

Rotax DD2

Genk / Belgium 1,360 Km

Qualifying Practice Group D2

2013-03-29 16:30

Qualifying (15:00 Time) started at 16:30:00

Lap	Time of Day	Lap Tm	Diff	S1 Tm	S2 Tm	S3 Tm	Lap	Time of Day	Lap Tm	Diff	S1 Tm	S2 Tm	S3 Tm
7	16:40:59.069	55.363	+0.441	22.187	16.448	16.728	7	16:38:00.890	55.686		22.509	16.577	16.600
8	16:41:53.991	54.922		21.907	16.414	16.601	8	16:39:06.160	1:05.270	+9.584	26.072	22.087	17.111
9	16:42:54.389	1:00.398	+5.476	21.827	19.283	19.288	(660) Maxi FLEISCHMANN						
10	16:43:56.136	1:01.747	+6.825	23.865	19.992	17.890	1	16:34:42.845	1:13.711		33.340	20.276	20.095
11	16:44:51.698	55.562	+0.640	22.369	16.454	16.739							

(623) Marcel STEINERT

1	16:34:30.797	1:19.241	+24.247	36.624	22.922	19.695
2	16:35:30.143	59.346	+4.352	24.313	17.939	17.094
3	16:36:25.811	55.668	+0.674	22.415	16.602	16.651
4	16:37:21.428	55.617	+0.623	22.174	16.620	16.823
5	16:38:16.711	55.283	+0.289	22.249	16.455	16.579
6	16:39:14.265	57.554	+2.560	22.107	18.696	16.751
7	16:40:09.570	55.305	+0.311	22.211	16.518	16.576
8	16:41:04.564	54.994		22.129	16.418	16.447

(740) Mathias BAUMEISTER

1	16:34:23.811	1:16.714	+21.672	35.032	21.818	19.864
2	16:35:27.752	1:03.941	+8.899	25.409	20.643	17.889
3	16:36:25.382	57.630	+2.588	23.311	17.258	17.061
4	16:37:21.287	55.905	+0.863	22.465	16.671	16.769
5	16:38:17.271	55.984	+0.942	22.700	16.625	16.659
6	16:39:12.786	55.515	+0.473	22.309	16.486	16.720
7	16:40:07.945	55.159	+0.117	22.008	16.424	16.727
8	16:41:03.437	55.492	+0.450	22.184	16.603	16.705
9	16:41:58.703	55.266	+0.224	22.173	16.432	16.661
10	16:42:53.745	55.042		21.982	16.346	16.714
11	16:43:52.242	58.497	+3.455	24.609	17.022	16.866
12	16:44:47.483	55.241	+0.199	22.135	16.466	16.640

(676) Luke VAN RENSBURG

1	16:34:12.291	1:17.575	+22.458	38.801	19.867	18.907
2	16:35:15.860	1:03.569	+8.452	26.962	19.059	17.548
3	16:36:14.977	59.117	+4.000	23.936	17.468	17.713
4	16:37:11.589	56.612	+1.495	22.703	16.934	16.975
5	16:38:07.099	55.510	+0.393	22.129	16.620	16.761
6	16:39:02.733	55.634	+0.517	21.973	16.403	17.258
7	16:39:58.093	55.360	+0.243	22.031	16.427	16.902
8	16:41:00.286	1:02.193	+7.076	26.098	18.526	17.569
9	16:41:56.573	56.287	+1.170	22.493	16.748	17.046
10	16:42:52.221	55.648	+0.531	22.231	16.609	16.808
11	16:43:47.821	55.600	+0.483	22.162	16.564	16.874
12	16:44:42.938	55.117		21.926	16.588	16.603
13	16:45:38.119	55.181	+0.064	22.048	16.451	16.682

(777) Lourens VAN RENSBURG

1	16:33:50.562	1:18.688	+23.571	37.851	21.312	19.525
2	16:34:52.373	1:01.811	+6.694	25.002	19.212	17.597
3	16:35:51.151	58.778	+3.661	24.018	17.681	17.079
4	16:36:48.819	57.668	+2.551	22.591	17.578	17.499
5	16:37:46.253	57.434	+2.317	23.515	17.147	16.772
6	16:38:42.071	55.818	+0.701	22.295	16.674	16.849
7	16:39:37.907	55.836	+0.719	22.314	16.817	16.705
8	16:40:33.262	55.355	+0.238	22.165	16.523	16.667
9	16:41:28.859	55.597	+0.480	22.434	16.517	16.646
10	16:42:24.696	55.837	+0.720	22.246	16.856	16.735
11	16:43:20.658	55.962	+0.845	22.352	16.960	16.650
12	16:44:15.775	55.117		21.992	16.446	16.679

(626) Andrey STEPANOV

1	16:31:31.042	1:14.093	+18.407	33.290	20.972	19.831
2	16:32:34.571	1:03.529	+7.843	24.504	17.891	21.134
3	16:34:01.949	1:27.378	+31.692	44.794	23.937	18.647
4	16:35:10.735	1:08.786	+13.100	32.581	18.529	17.676
5	16:36:08.806	58.071	+2.385	23.314	17.668	17.089
6	16:37:05.204	56.398	+0.712	22.589	17.030	16.779



Rotax Euro Challenge 2013 Genk / Belgium

Rotax DD2

Genk / Belgium 1,360 Km

Total result Qualifying Group D1/D2

Pos	No.	Name	Nat.	Chassis	Race Team	Total Best Tm	Diff	QD1 Best Tm	QD2 Best Tm
1	638	Sean BABINGTON	GBR	Alonso	Dan Holland Racing	53.451		53.451	
2	629	Ferenc KANCSAR	HUN	Birel	KMS Europe	53.451			53.451
3	603	Xen DE RUWE	BEL	Formula K	FK Racing Team AB Ltd	53.486	0.035	53.486	
4	653	Sandro LUKOVIC	AUT	Intrepid	Intrepid Driver Program	53.509	0.058	53.509	
5	602	MIIKA LAIHO	FIN	Tonykart	MPT Racing	53.551	0.100		53.551
6	601	Mathias DETIGE	BEL	MS Kart	Bouvin Power	53.555	0.104	53.555	
7	631	Barrie PULLINGER	GBR	Alonso	Dan Holland Racing	53.617	0.166	53.617	
8	627	Shaun SLAVIN	GBR	Intrepid	Intrepid Driver Program	53.627	0.176	53.627	
9	637	Alexandre FINKELSTEIN	FRA	Tonykart	MD Competition	53.720	0.269		53.720
10	608	Kevin LUDI	CHE	Birel	Spirit Racing	53.725	0.274	53.725	
11	616	Antti RAMMO	EST	Tonykart	Aix Racing Team	53.745	0.294	53.745	
12	650	Mario VENDLA	EST	Zanardi	AGS Racing	53.745	0.294	53.745	
13	604	PATRICK PEARCE	GBR	Tonykart	Tatum Racing	53.824	0.373	53.824	
14	606	Lucas ORROCK	GBR	Kosmic	Team Orrok	53.830	0.379		53.830
15	622	Andreas BACKMAN	SWE	Tonykart	Strawberry Racing	53.867	0.416		53.867
16	643	Pascal MARSCHALL	DEU	CRG	TAD Racing	53.904	0.453	53.904	
17	615	Marcel SCHIRMER	DEU	CRG	Kartsport Klimm	53.965	0.514		53.965
18	617	Luka KAMALI	DEU	CRG	TAD Racing	53.996	0.545		53.996
19	645	Chris STERKEN	NLD	CRG	CRG Holland	54.000	0.549		54.000
20	647	Alex BEGGI	ITA	Formula K	FK Racing Team AB Ltd	54.003	0.552		54.003
21	634	Christophe RAYMAKERS	BEL	Gillard	DFK	54.028	0.577		54.028
22	719	Florent LAMBERT	GBR	Tonykart	Tatum Racing	54.038	0.587	54.038	
23	644	Sascha-Pio HAIDA	DEU	Birel	Haida Motorsport	54.048	0.597		54.048
24	609	Haralds GARKAKLIS	LVA	Gillard	MRG Racing	54.063	0.612	54.063	
25	718	Tamsin GERMAIN	GBR	Gillard	DG Racing	54.085	0.634		54.085
26	649	Alexander ZENKIN	RUS	Intrepid	Intrepid Driver Program	54.109	0.658	54.109	
27	658	Janno THEUSSING	NLD	Gillard	PDB Racing	54.216	0.765		54.216
28	611	ERWIN MONTFOORT	NLD	Gillard	Montfoort Motorsport	54.237	0.786		54.237
29	652	Damien VUILLAUME	FRA	Flandria	Flandria Competition Kart	54.238	0.787		54.238
30	659	Giel BRONDER	NLD	Gillard	PDB Racing	54.276	0.825		54.276
31	633	Alexis COURSAULT	FRA	Birel	MGT	54.287	0.836	54.287	
32	725	Igor MUKHIN	RUS	Intrepid	Intrepid Driver Program	54.291	0.840	54.291	
33	641	Tomas PYTTLIK	GBR	Alonso		54.596	1.145	54.596	
34	746	Dennis KROES	NLD	Tonykart	Team Kroes	54.738	1.287	54.738	
35	735	Chris GROEN	NLD	Kosmic	Team Kroes	54.807	1.356	54.807	
36	624	Anna-Lisa DREYSPRING	DEU	CRG	TAD Racing	54.869	1.418	54.869	
37	700	Christophe ADAMS	FRA	Formula K	Sporting Formula K France	54.922	1.471		54.922
38	730	Normunds STANEVICS	LVA	Gillard	MRG Racing	54.933	1.482	54.933	
39	623	Marcel STEINERT	DEU	Tonykart	KSW Racing	54.994	1.543		54.994
40	676	Luke VAN RENSBURG	ZAF	CRG	CRG Holland	55.117	1.666		55.117
41	777	Lourens VAN RENSBURG	ZAF	CRG	CRG Holland	55.117	1.666		55.117
42	626	Andrey STEPANOV	RUS	Intrepid	Intrepid Driver Program	55.686	2.235		55.686
43	736	Maxim SHAPOSHNIKOV	RUS	Kosmic	TBA	55.972	2.521	55.972	
44	660	Maxi FLEISCHMANN	DEU	Mach 1	Mach 1	1:13.711	20.260		1:13.711
45	628	Ben COOPER	CAN	Birel	KMS Europe				

Announcements

These results are provisional until the conclusion of any judicial and technical matters

No. 642 + 651 + 621 + 639 + 656 excluded from Qualifying Practice / reason technical non conformity

No. 740 + 732 + 654 + 655 + 748 excluded from Qualifying Practice / reason technical non conformity



Rotax Euro Challenge 2013 Genk / Belgium

Rotax DD2

Genk / Belgium 1,360 Km

Total result Qualifying Group D1/D2

Pos	No.	Name	Nat.	Chassis	Race Team	Total Best Tm	Diff	QD1 Best Tm	QD2 Best Tm
DQ	748	Mikko LAINE	FIN	Formula K	Mikko Laine				
DQ	740	Mathias BAUMEISTER	DEU	Tonykart	KSW Racing				
DQ	732	Marc BERTEAUX	FRA	Birel	MGT				
DQ	656	Julien RENAUDIN	FRA	Sodi	KPR				
DQ	651	Andreas STIEHR	DEU	Intrepid	KSW Racing				
DQ	655	Karel FRANSSEN	BEL	Zanardi	Schepers Racing				
DQ	642	Niklas OLSEN	DNK	Praga	Josh Hart Racing				
DQ	654	Martins LAPINS	LVA	Energy	RKV Racing				
DQ	639	Maxime GRAVOUILLE	FRA	Sodi	Kart Pro Racing				
DQ	621	MARTINS STEINERTS	LVA	MS Kart	MS Kart Racing Team				

Announcements

These results are provisional until the conclusion of any judicial and technical matters

No. 642 + 651 + 621 + 639 + 656 excluded from Qualifying Practice / reason technical non conformity

No. 740 + 732 + 654 + 655 + 748 excluded from Qualifying Practice / reason technical non conformity

**Heat organization
Rotax Euro Challenge 2013
Genk / Belgium
Rotax Max DD2 Group A**

Group	Pos	No.	Firstname	Lastname	Class	Overall BestTm
Group A	1	638	Sean	BABINGTON	DD2	53 451
Group A	5	602	MIIKA	LAIHO	DD2	53 551
Group A	9	637	Alexandre	FINKELSTEIN	DD2	53 720
Group A	13	604	PATRICK	PEARCE	DD2	53 824
Group A	17	615	Marcel	SCHIRMER	DD2	53 965
Group A	21	634	Christophe	RAYMAKERS	DD2	54 028
Group A	25	718	Tamsin	GERMAIN	DD2	54 085
Group A	29	652	Damien	VUILLAUME	DD2	54 238
Group A	33	641	Tomas	PYTTLIK	DD2	54 596
Group A	37	700	Christophe	ADAMS	DD2	54 922
Group A	41	777	Lourens	VAN RENSBURG	DD2	55 117
Group A	45	628	Ben	COOPER	DD2	0
Group A	49	656	Julien	RENAUDIN	DD2	DQ
Group A	53	654	Martins	LAPINS	DD2	DQ



Clerk of the course Nigel Edwards:

Stewards (Chairman) Horst Seidel:

Scrutineer Paul Klaassen:

Timekeeping Ingrid/Meik Wagner:

Printed: 2013-03-29 19:12

Posted at: h

**Heat organization
Rotax Euro Challenge 2013
Genk / Belgium
Rotax Max DD2 Group B**

Group	Pos	No.	Firstname	Lastname	Class	Overall BestTm
Group B	2	629	Ferenc	KANCSAR	DD2	53 451
Group B	6	601	Mathias	DETIGE	DD2	53 555
Group B	10	608	Kevin	LUDI	DD2	53 725
Group B	14	606	Lucas	ORROCK	DD2	53 830
Group B	18	617	Luka	KAMALI	DD2	53 996
Group B	22	719	Florent	LAMBERT	DD2	54 038
Group B	26	649	Alexander	ZENKIN	DD2	54 109
Group B	30	659	Giel	BRONDER	DD2	54 276
Group B	34	746	Dennis	KROES	DD2	54 738
Group B	38	730	Normunds	STANEVICS	DD2	54 933
Group B	42	626	Andrey	STEPANOV	DD2	55 686
Group B	46	748	Mikko	LAINÉ	DD2	DQ
Group B	50	651	Andreas	STIEHR	DD2	DQ
Group B	54	639	Maxime	GRAVOUILLE	DD2	DQ



Clerk of the course Nigel Edwards:

Stewards (Chairman) Horst Seidel:

Scrutineer Paul Klaassen:

Timekeeping Ingrid/Meik Wagner:

Printed: 2013-03-29 19:12

Posted at: h

**Heat organization
Rotax Euro Challenge 2013
Genk / Belgium
Rotax Max DD2 Group C**

Group	Pos	No.	Firstname	Lastname	Class	Overall BestTm
Group C	3	603	Xen	DE RUWE	DD2	53 486
Group C	7	631	Barrie	PULLINGER	DD2	53 617
Group C	11	616	Antti	RAMMO	DD2	53 745
Group C	15	622	Andreas	BACKMAN	DD2	53 867
Group C	19	645	Chris	STERKEN	DD2	54 000
Group C	23	644	Sascha-Pio	HAIDA	DD2	54 048
Group C	27	658	Janno	THEUSSING	DD2	54 216
Group C	31	633	Alexis	COURSAULT	DD2	54 287
Group C	35	735	Chris	GROEN	DD2	54 807
Group C	39	623	Marcel	STEINERT	DD2	54 994
Group C	43	736	Maxim	SHAPOSHNIKOV	DD2	55 972
Group C	47	740	Mathias	BAUMEISTER	DD2	DQ
Group C	51	655	Karel	FRANSSEN	DD2	DQ
Group C	55	621	MARTINS	STEINERTS	DD2	DQ



Clerk of the course Nigel Edwards:

Stewards (Chairman) Horst Seidel:

Scrutineer Paul Klaassen:

Timekeeping Ingrid/Meik Wagner:

Printed: 2013-03-29 19:12

posted at: h

**Heat organization
Rotax Euro Challenge 2013
Genk / Belgium
Rotax Max DD2 Group D**

Group	Pos	No.	Firstname	Lastname	Class	Overall BestTm
Group D	4	653	Sandro	LUKOVIC	DD2	53 509
Group D	8	627	Shaun	SLAVIN	DD2	53 627
Group D	12	650	Mario	VENDLA	DD2	53 745
Group D	16	643	Pascal	MARSCHALL	DD2	53 904
Group D	20	647	Alex	BEGGI	DD2	54 003
Group D	24	609	Haralds	GARKAKLIS	DD2	54 063
Group D	28	611	ERWIN	MONTFOORT	DD2	54 237
Group D	32	725	Igor	MUKHIN	DD2	54 291
Group D	36	624	Anna-Lisa	DREYSPRING	DD2	54 869
Group D	40	676	Luke	VAN RENSBURG	DD2	55 117
Group D	44	660	Maxi	FLEISCHMANN	DD2	1:13.711
Group D	48	732	Marc	BERTEAUX	DD2	DQ
Group D	52	642	Niklas	OLSEN	DD2	DQ



Clerk of the course Nigel Edwards:

Stewards (Chairman) Horst Seidel:

Scrutineer Paul Klaassen:

Timekeeping Ingrid/Meik Wagner:

Printed: 2013-03-29 19:12

posted at: h

Rotax Euro Challenge 2013
 Class: Rotax Max DD2
 Date/Time: 2013-03-30 11:30

Track: Genk / Belgium
 Heat: Race 5 Qualifying Heat 1 A+B
 Laps: 10

Edition 1

			18			
	35			36		
			17			
	33			34		
			16			
	31			32		
			15			
	29			30		
Martins LAPINS	654	Group A DQ	14	Maxime GRAVOUILLE	639	Group B DQ
	27				28	
Julien RENAUDIN	656	Group A DQ	13	Andreas STIEHR	651	Group B DQ
	25				26	
Ben COOPER	628	Group A 0	12	Mikko LAINE	748	Group B DQ
	23				24	
Lourens VAN RENSBURG	777	Group A 55 117	11	Andrey STEPANOV	626	Group B 55 686
	21				22	
Christophe ADAMS	700	Group A 54 922	10	Normunds STANEVICS	730	Group B 54 933
	19				20	
Tomas PYTTLIK	641	Group A 54 596	9	Dennis KROES	746	Group B 54 738
	17				18	
Damien VUILLAUME	652	Group A 54 238	8	Giel BRONDER	659	Group B 54 276
	15				16	
Tamsin GERMAIN	718	Group A 54 085	7	Alexander ZENKIN	649	Group B 54 109
	13				14	
Christophe RAYMAKERS	634	Group A 54 028	6	Florent LAMBERT	719	Group B 54 038
	11				12	
Marcel SCHIRMER	615	Group A 53 965	5	Luka KAMALI	617	Group B 53 996
	9				10	
PATRICK PEARCE	604	Group A 53 824	4	Lucas ORROCK	606	Group B 53 830
	7				8	
Alexandre FINKELSTEIN	637	Group A 53 720	3	Kevin LUDI	608	Group B 53 725
	5				6	
MIIKA LAIHO	602	Group A 53 551	2	Mathias DETIGE	601	Group B 53 555
	3				4	
Sean BABINGTON	638	Group A 53 451	1	Ferenc KANCSAR	629	Group B 53 451
	1		Row		2	

Pole Position

Clerk of the course Nigel Edwards:
 Stewards (Chairman) Horst Seidel:

Scrutineer Paul Klaassen:
 Timekeeping Ingrid/Meik Wagner:

Rotax Euro Challenge 2013
 Class: Rotax Max DD2
 Date/Time: 2013-03-30 11:50

Track:
 Heat:
 Laps:

Genk / Belgium
 Race 6 Qualifying Heat 2 C+D
 10

Edition 1

	35	18		36
	33	17		34
	31	16		32
	29	15		30
MARTINS STEINERTS	621	14		28
	27			26
Karel FRANSSEN	655	13	Niklas OLSEN	642
	25			24
Mathias BAUMEISTER	740	12	Marc BERTEAUX	732
	23			22
Maxim SHAPOSHNIKOV	736	11	Maxi FLEISCHMANN	660
	21			20
Marcel STEINERT	623	10	Luke VAN RENSBURG	676
	19			18
Chris GROEN	735	9	Anna-Lisa DREYSPRING	624
	17			16
Alexis COURSAULT	633	8	Igor MUKHIN	725
	15			14
Janno THEUSSING	658	7	ERWIN MONTFOORT	611
	13			12
Sascha-Pio HAIDA	644	6	Haralds GARKAKLIS	609
	11			10
Chris STERKEN	645	5	Alex BEGGI	647
	9			8
Andreas BACKMAN	622	4	Pascal MARSCHALL	643
	7			6
Antti RAMMO	616	3	Mario VENDLA	650
	5			4
Barrie PULLINGER	631	2	Shaun SLAVIN	627
	3			2
Xen DE RUWE	603	1	Sandro LUKOVIC	653
	1			2

Pole Position

Clerk of the course Nigel Edwards:
 Stewards (Chairman) Horst Seidel:

Scrutineer Paul Klaassen:
 Timekeeping Ingrid/Meik Wagner:

Rotax Euro Challenge 2013
 Class: Rotax Max DD2
 Date/Time: 2013-03-30 14:40

Track:
 Heat:
 Laps:

Genk / Belgium
 Race 13 Qualifying Heat 3 B+C
 10

Edition 1

			18			
	35			36		
			17			
	33			34		
			16			
	31			32		
			15			
	29			30		
Maxime GRAVOUILLE	639	Group B DQ	14	MARTINS STEINERTS	621	Group C DQ
	27				28	
Andreas STIEHR	651	Group B DQ	13	Karel FRANSSEN	655	Group C DQ
	25				26	
Mikko LAINE	748	Group B DQ	12	Mathias BAUMEISTER	740	Group C DQ
	23				24	
Andrey STEPANOV	626	Group B 55 686	11	Maxim SHAPOSHNIKOV	736	Group C 55 972
	21				22	
Normunds STANEVICS	730	Group B 54 933	10	Marcel STEINERT	623	Group C 54 994
	19				20	
Dennis KROES	746	Group B 54 738	9	Chris GROEN	735	Group C 54 807
	17				18	
Giel BRONDER	659	Group B 54 276	8	Alexis COURSAULT	633	Group C 54 287
	15				16	
Alexander ZENKIN	649	Group B 54 109	7	Janno THEUSSING	658	Group C 54 216
	13				14	
Florent LAMBERT	719	Group B 54 038	6	Sascha-Pio HAIDA	644	Group C 54 048
	11				12	
Luka KAMALI	617	Group B 53 996	5	Chris STERKEN	645	Group C 54 000
	9				10	
Lucas ORROCK	606	Group B 53 830	4	Andreas BACKMAN	622	Group C 53 867
	7				8	
Kevin LUDI	608	Group B 53 725	3	Antti RAMMO	616	Group C 53 745
	5				6	
Mathias DETIGE	601	Group B 53 555	2	Barrie PULLINGER	631	Group C 53 617
	3				4	
Ferenc KANCSAR	629	Group B 53 451	1	Xen DE RUWE	603	Group C 53 486
	1				2	

Pole Position

Clerk of the course Nigel Edwards:

Stewards (Chairman) Horst Seidel:

Scrutineer Paul Klaassen:

Timekeeping Ingrid/Meik Wagner:

Rotax Euro Challenge 2013
 Class: Rotax Max DD2
 Date/Time: 2013-03-30 15:00

Track:
 Heat:
 Laps:

Genk / Belgium
 Race 14 Qualifying Heat 4 A+D
 10

Edition 1

			18	
	35			36
			17	
	33			34
			16	
	31			32
			15	
	29			30
Martins LAPINS	654	Group A DQ	14	
	27			28
Julien RENAUDIN	656	Group A DQ	13	Niklas OLSEN
	25			642
Ben COOPER	628	Group A 0	12	Marc BERTEAUX
	23			732
Lourens VAN RENSBURC	777	Group A 55 117	11	Maxi FLEISCHMANN
	21			660
Christophe ADAMS	700	Group A 54 922	10	Luke VAN RENSBURC
	19			676
Tomas PYTTLIK	641	Group A 54 596	9	Anna-Lisa DREYSPRING
	17			624
Damien VUILLAUME	652	Group A 54 238	8	Igor MUKHIN
	15			725
Tamsin GERMAIN	718	Group A 54 085	7	ERWIN MONTFOORT
	13			611
Christophe RAYMAKERS	634	Group A 54 028	6	Haralds GARKAKLIS
	11			609
Marcel SCHIRMER	615	Group A 53 965	5	Alex BEGGI
	9			647
PATRICK PEARCE	604	Group A 53 824	4	Pascal MARSCHALL
	7			643
Alexandre FINKELSTEIN	637	Group A 53 720	3	Mario VENDLA
	5			650
MIIKA LAIHO	602	Group A 53 551	2	Shaun SLAVIN
	3			627
Sean BABINGTON	638	Group A 53 451	1	Sandro LUKOVIC
	1			653
			Row	2

Pole Position

Clerk of the course Nigel Edwards:
 Stewards (Chairman) Horst Seidel:

Scrutineer Paul Klaassen:
 Timekeeping Ingrid/Meik Wagner:

Rotax Euro Challenge 2013
 Class: Rotax Max DD2
 Date/Time: 2013-03-30 17:40

Track:
 Heat:
 Laps:

Genk / Belgium
 Race 21 Qualifying Heat 5 A+C
 10

Edition 1

	18	
35		36
	17	
33		34
	16	
31		32
	15	
29		30
Martins LAPINS	14	MARTINS STEINERTS
654		621
Group A DQ		Group C DQ
27		28
Julien RENAUDIN	13	Karel FRANSSEN
656		655
Group A DQ		Group C DQ
25		26
Ben COOPER	12	Mathias BAUMEISTER
628		740
Group A 0		Group C DQ
23		24
Lourens VAN RENSBURG	11	Maxim SHAPOSHNIKOV
777		736
Group A 55 117		Group C 55 972
21		22
Christophe ADAMS	10	Marcel STEINERT
700		623
Group A 54 922		Group C 54 994
19		20
Tomas PYTTLIK	9	Chris GROEN
641		735
Group A 54 596		Group C 54 807
17		18
Damien VUILLAUME	8	Alexis COURSAULT
652		633
Group A 54 238		Group C 54 287
15		16
Tamsin GERMAIN	7	Janno THEUSSING
718		658
Group A 54 085		Group C 54 216
13		14
Christophe RAYMAKERS	6	Sascha-Pio HAIDA
634		644
Group A 54 028		Group C 54 048
11		12
Marcel SCHIRMER	5	Chris STERKEN
615		645
Group A 53 965		Group C 54 000
9		10
PATRICK PEARCE	4	Andreas BACKMAN
604		622
Group A 53 824		Group C 53 867
7		8
Alexandre FINKELSTEIN	3	Antti RAMMO
637		616
Group A 53 720		Group C 53 745
5		6
MIKA LAIHO	2	Barrie PULLINGER
602		631
Group A 53 551		Group C 53 617
3		4
Sean BABINGTON	1	Xen DE RUWE
638		603
Group A 53 451		Group C 53 486
1		2
Pole Position	Row	

Clerk of the course Nigel Edwards:
 Stewards (Chairman) Horst Seidel:

Scrutineer Paul Klaassen:
 Timekeeping Ingrid/Meik Wagner:

Rotax Euro Challenge 2013
 Class: Rotax Max DD2
 Date/Time: 2013-03-30 18:00

Track:
 Heat:
 Laps:

Genk / Belgium
 Race 22 Qualifying Heat 6 B+D
 10

Edition 1

	18	
35		36
	17	
33		34
	16	
31		32
	15	
29		30
Maxime GRAVOUILLE	14	Group B DQ
639		28
27		
Andreas STIEHR	13	Group B DQ
651		Niklas OLSEN
25		642
		Group D DQ
Mikko LAINE	12	Group D DQ
748		Marc BERTEAUX
23		732
		Group D DQ
Andrey STEPANOV	11	Group D 1:13.711
626		Maxi FLEISCHMANN
21		660
		Group D 55 117
Normunds STANEVICS	10	Group D 55 117
730		Luke VAN RENSBURG
19		676
		Group D 54 869
Dennis KROES	9	Group D 54 869
746		Anna-Lisa DREYSPRING
17		624
		Group D 54 291
Giel BRONDER	8	Group D 54 291
659		Igor MUKHIN
15		725
		Group D 54 237
Alexander ZENKIN	7	Group D 54 237
649		ERWIN MONTFOORT
13		611
		Group D 54 063
Florent LAMBERT	6	Group D 54 063
719		Haralds GARKAKLIS
11		609
		Group D 54 003
Luka KAMALI	5	Group D 54 003
617		Alex BEGGI
9		647
		Group D 53 904
Lucas ORROCK	4	Group D 53 904
606		Pascal MARSCHALL
7		643
		Group D 53 745
Kevin LUDI	3	Group D 53 745
608		Mario VENDLA
5		650
		Group D 53 627
Mathias DETIGE	2	Group D 53 627
601		Shaun SLAVIN
3		627
		Group D 53 509
Ferenc KANCSAR	1	Group D 53 509
629		Sandro LUKOVIC
1		653
	Row	2

Pole Position

Clerk of the course Nigel Edwards:
 Stewards (Chairman) Horst Seidel:

Scrutineer Paul Klaassen:
 Timekeeping Ingrid/Meik Wagner:



Rotax Euro Challenge 2013 Genk / Belgium

Rotax DD2

Genk / Belgium 1,360 Km

Warm up Even Numbers

2013-03-30 09:40

Practice (5:00 Time) started at 9:40:01

Pos	No.	Name	Nat.	Chassis	Race Team	Laps	Best Tm	Diff	Gap In Lap	km/h
1	622	Andreas BACKMAN	SWE	Tonykart	Strawberry Racing	6	53.908			6 90,821
2	606	Lucas ORROCK	GBR	Kosmic	Team Orrok	6	54.003	0.095	0.095	6 90,662
3	638	Sean BABINGTON	GBR	Alonso	Dan Holland Racing	6	54.076	0.168	0.073	6 90,539
4	634	Christophe RAYMAKERS	BEL	Gillard	DFK	6	54.121	0.213	0.045	6 90,464
5	654	Martins LAPINS	LVA	Energy	RKV Racing	6	54.308	0.400	0.187	6 90,152
6	602	MIIKA LAIHO	FIN	Tonykart	MPT Racing	5	54.333	0.425	0.025	5 90,111
7	616	Antti RAMMO	EST	Tonykart	Aix Racing Team	6	54.368	0.460	0.035	5 90,053
8	608	Kevin LUDI	CHE	Birel	Spirit Racing	5	54.384	0.476	0.016	5 90,026
9	732	Marc BERTEAUX	FRA	Birel	MGT	5	54.385	0.477	0.001	4 90,025
10	604	PATRICK PEARCE	GBR	Tonykart	Tatum Racing	5	54.393	0.485	0.008	4 90,012
11	650	Mario VENDLA	EST	Zanardi	AGS Racing	5	54.485	0.577	0.092	4 89,860
12	628	Ben COOPER	CAN	Birel	KMS Europe	5	54.525	0.617	0.040	4 89,794
13	644	Sascha-Pio HAIDA	DEU	Birel	Haida Motorsport	5	54.561	0.653	0.036	4 89,734
14	652	Damien VUILLAUME	FRA	Flandria	Flandria Competition Kart	5	54.575	0.667	0.014	5 89,711
15	658	Janno THEUSSING	NLD	Gillard	PDB Racing	5	54.608	0.700	0.033	4 89,657
16	660	Maxi FLEISCHMANN	DEU	Mach 1	Mach 1	5	54.627	0.719	0.019	5 89,626
17	642	Niklas OLSEN	DNK	Praga	Josh Hart Racing	6	54.705	0.797	0.078	5 89,498
18	718	Tamsin GERMAIN	GBR	Gillard	DG Racing	5	54.752	0.844	0.047	4 89,421
19	656	Julien RENAUDIN	FRA	Sodi	KPR	5	54.757	0.849	0.005	4 89,413
20	748	Mikko LAINE	FIN	Formula K	Mikko Laine	5	55.026	1.118	0.269	4 88,976
21	700	Christophe ADAMS	FRA	Formula K	Sporting Formula K France	5	55.029	1.121	0.003	5 88,971
22	676	Luke VAN RENSBURG	ZAF	CRG	CRG Holland	5	55.302	1.394	0.273	4 88,532
23	626	Andrey STEPANOV	RUS	Intrepid	Intrepid Driver Program	5	55.318	1.410	0.016	5 88,506
24	624	Anna-Lisa DREYSPRING	DEU	CRG	TAD Racing	5	55.345	1.437	0.027	5 88,463
25	730	Normunds STANEVICS	LVA	Gillard	MRG Racing	5	55.367	1.459	0.022	4 88,428
26	740	Mathias BAUMEISTER	DEU	Tonykart	KSW Racing	5	55.632	1.724	0.265	5 88,007
27	746	Dennis KROES	NLD	Tonykart	Team Kroes	5	56.044	2.136	0.412	3 87,360
28	736	Maxim SHAPOSHNIKOV	RUS	Kosmic	TBA	5	56.354	2.446	0.310	5 86,879



Rotax Euro Challenge 2013 Genk / Belgium

Rotax DD2 Genk / Belgium 1,360 Km
 Warm up Even Numbers 2013-03-30 09:40

Practice (5:00 Time) started at 9:40:01

Lap	Time of Day	Lap Tm	Diff	S1 Tm	S2 Tm	S3 Tm	Lap	Time of Day	Lap Tm	Diff	S1 Tm	S2 Tm	S3 Tm
(622) Andreas BACKMAN							3	9:43:14.227	55.036	+0.651	22.088	16.430	16.518
1	9:41:16.382	1:02.030	+8.122	26.344	17.971	17.715	4	9:44:08.612	54.385	21.866	16.180	16.339	16.339
2	9:42:12.192	55.810	+1.902	22.528	16.643	16.639	5	9:45:12.221	1:03.609	+9.224	23.656	23.074	16.879
3	9:43:06.630	54.438	+0.530	21.752	16.259	16.427	(604) PATRICK PEARCE						
4	9:44:01.248	54.618	+0.710	21.981	16.407	16.230	1	9:41:33.038	1:07.774	+13.381	29.989	19.999	17.786
5	9:44:55.476	54.228	+0.320	21.699	16.206	16.323	2	9:42:29.824	56.786	+2.393	22.894	16.871	17.021
6	9:45:49.384	53.908	21.520	16.101	16.287	16.287	3	9:43:25.149	55.325	+0.932	22.412	16.520	16.393
(606) Lucas ORROCK							4	9:44:19.542	54.393	21.758	16.251	16.384	16.384
1	9:41:13.217	59.942	+5.939	25.803	17.313	16.826	5	9:45:14.123	54.581	+0.188	21.655	16.246	16.680
2	9:42:08.463	55.246	+1.243	22.082	16.644	16.520	(650) Mario VENDLA						
3	9:43:03.072	54.609	+0.606	21.842	16.353	16.414	1	9:41:20.828	1:04.226	+9.741	28.625	18.092	17.509
4	9:43:57.248	54.176	+0.173	21.523	16.274	16.379	2	9:42:17.574	56.746	+2.261	23.163	16.946	16.637
5	9:44:51.315	54.067	+0.064	21.537	16.174	16.356	3	9:43:13.682	56.108	+1.623	23.032	16.578	16.498
6	9:45:45.318	54.003	21.523	16.160	16.320	16.320	4	9:44:08.167	54.485	21.820	16.274	16.391	16.391
(638) Sean BABINGTON							5	9:45:03.080	54.913	+0.428	21.800	16.666	16.447
1	9:41:21.696	1:04.846	+10.770	28.664	18.640	17.542	(628) Ben COOPER						
2	9:42:17.759	56.063	+1.987	22.598	16.804	16.661	1	9:41:28.551	1:06.663	+12.138	28.820	19.944	17.899
3	9:43:13.038	55.279	+1.203	22.393	16.434	16.452	2	9:42:25.586	57.035	+2.510	23.248	16.877	16.910
4	9:44:07.417	54.379	+0.303	21.666	16.314	16.399	3	9:43:20.776	55.190	+0.665	22.087	16.525	16.578
5	9:45:01.560	54.143	+0.067	21.850	16.070	16.223	4	9:44:15.301	54.525	21.809	16.244	16.472	16.472
6	9:45:55.636	54.076	21.556	16.231	16.289	16.289	5	9:45:09.887	54.586	+0.061	21.766	16.389	16.431
(634) Christophe RAYMAKERS							(644) Sascha-Pio HAIDA						
1	9:41:12.445	1:01.791	+7.670	26.599	17.884	17.308	1	9:41:25.384	1:06.228	+11.667	28.661	18.907	18.660
2	9:42:08.906	56.461	+2.340	22.489	17.285	16.687	2	9:42:25.700	1:00.316	+5.755	24.247	18.493	17.576
3	9:43:03.782	54.876	+0.755	21.990	16.384	16.502	3	9:43:21.354	55.654	+1.093	22.545	16.573	16.536
4	9:43:58.328	54.546	+0.425	21.824	16.317	16.405	4	9:44:15.915	54.561	21.798	16.314	16.449	16.449
5	9:44:52.556	54.228	+0.107	21.640	16.200	16.388	5	9:45:10.697	54.782	+0.221	21.618	16.474	16.690
6	9:45:46.677	54.121	21.625	16.156	16.340	16.340	(652) Damien VUILLAUME						
(654) Martins LAPINS							1	9:41:14.453	1:01.060	+6.485	26.204	17.589	17.267
1	9:41:15.577	1:01.891	+7.583	26.585	18.047	17.259	2	9:42:10.500	56.047	+1.472	22.787	16.637	16.623
2	9:42:11.311	55.734	+1.426	22.477	16.630	16.627	3	9:43:05.347	54.847	+0.272	22.009	16.336	16.502
3	9:43:06.344	55.033	+0.725	22.159	16.378	16.496	4	9:43:59.987	54.640	+0.065	21.886	16.295	16.459
4	9:44:01.166	54.822	+0.514	22.195	16.259	16.368	5	9:44:54.562	54.575	21.790	16.307	16.478	
5	9:44:55.967	54.801	+0.493	22.071	16.302	16.428	(658) Janno THEUSSING						
6	9:45:50.275	54.308	21.679	16.208	16.421	16.421	1	9:41:23.081	1:05.138	+10.530	28.488	18.905	17.745
(602) MIIKA LAIHO							2	9:42:19.543	56.462	+1.854	23.000	16.743	16.719
1	9:41:37.023	1:09.686	+15.353	31.397	20.285	18.004	3	9:43:14.609	55.066	+0.458	22.044	16.453	16.569
2	9:42:33.895	56.872	+2.539	23.264	16.810	16.798	4	9:44:09.217	54.608	21.928	16.293	16.387	16.387
3	9:43:29.518	55.623	+1.290	22.766	16.423	16.434	5	9:45:03.892	54.675	+0.067	21.792	16.440	16.443
4	9:44:26.823	57.305	+2.972	21.707	18.161	17.437	(660) Maxi FLEISCHMANN						
5	9:45:21.156	54.333	21.714	16.203	16.416	16.416	1	9:41:24.957	1:04.979	+10.352	28.634	18.395	17.950
(616) Antti RAMMO							2	9:42:21.666	56.709	+2.082	22.802	17.011	16.896
1	9:41:19.724	1:04.466	+10.098	28.387	18.394	17.685	3	9:43:16.914	55.248	+0.621	22.153	16.532	16.563
2	9:42:16.130	56.406	+2.038	22.940	16.755	16.711	4	9:44:12.044	55.130	+0.503	21.885	16.656	16.589
3	9:43:11.194	55.064	+0.696	22.108	16.421	16.535	5	9:45:06.671	54.627	21.817	16.359	16.451	
4	9:44:05.791	54.597	+0.229	21.830	16.299	16.468	(642) Niklas OLSEN						
5	9:45:00.159	54.368	21.739	16.233	16.396	16.396	1	9:41:16.471	1:04.923	+10.218	28.211	18.758	17.954
6	9:45:54.567	54.408	+0.040	21.706	16.262	16.440	2	9:42:13.040	56.569	+1.864	22.891	16.892	16.786
(608) Kevin LUDI							3	9:43:08.692	55.652	+0.947	22.031	16.491	17.130
1	9:41:37.334	1:08.407	+14.023	30.670	19.915	17.822	4	9:44:03.864	55.172	+0.467	22.081	16.526	16.565
2	9:42:34.230	56.896	+2.512	23.196	16.824	16.876	5	9:44:58.569	54.705	21.841	16.296	16.568	16.568
3	9:43:29.181	54.951	+0.567	22.174	16.390	16.387	6	9:45:53.330	54.761	+0.056	21.791	16.450	16.520
4	9:44:28.145	58.964	+4.580	21.764	20.498	16.702	(718) Tamsin GERMAIN						
5	9:45:22.529	54.384	21.889	16.168	16.327	16.327	1	9:41:20.722	1:04.667	+9.915	28.397	18.675	17.595
(732) Marc BERTEAUX							2	9:42:17.499	56.777	+2.025	22.981	17.041	16.755
1	9:41:22.568	1:07.036	+12.651	29.809	19.225	18.002	3	9:43:12.603	55.104	+0.352	22.057	16.560	16.487
2	9:42:19.191	56.623	+2.238	22.888	16.907	16.828	4	9:44:07.355	54.752	21.882	16.336	16.534	



Rotax Euro Challenge 2013 Genk / Belgium

Rotax DD2

Genk / Belgium 1,360 Km

Warm up Even Numbers

2013-03-30 09:40

Practice (5:00 Time) started at 9:40:01

Lap	Time of Day	Lap Tm	Diff	S1 Tm	S2 Tm	S3 Tm	Lap	Time of Day	Lap Tm	Diff	S1 Tm	S2 Tm	S3 Tm
5	9:45:03.316	55.961	+1.209	22.418	17.044	16.499	1	9:41:31.071	1:07.715	+11.361	30.238	19.287	18.190
(656) Julien RENAUDIN							2	9:42:29.971	58.900	+2.546	23.648	17.677	17.575
1	9:41:25.819	1:05.054	+10.297	29.117	18.398	17.539	3	9:43:27.569	57.598	+1.244	23.355	17.189	17.054
2	9:42:22.948	57.129	+2.372	23.049	17.177	16.903	4	9:44:25.012	57.443	+1.089	23.039	16.952	17.452
3	9:43:18.044	55.096	+0.339	22.033	16.497	16.566	5	9:45:21.366	56.354		22.527	16.766	17.061
4	9:44:12.801	54.757		21.862	16.442	16.453							
5	9:45:08.227	55.426	+0.669	21.904	16.928	16.594							
(748) Mikko LAINE													
1	9:41:29.307	1:08.271	+13.245	30.147	19.597	18.527							
2	9:42:26.801	57.494	+2.468	23.281	17.249	16.964							
3	9:43:22.347	55.546	+0.520	22.332	16.500	16.714							
4	9:44:17.373	55.026		22.007	16.380	16.639							
5	9:45:12.440	55.067	+0.041	21.778	16.448	16.841							
(700) Christophe ADAMS													
1	9:41:30.116	1:07.102	+12.073	29.547	19.361	18.194							
2	9:42:28.177	58.061	+3.032	23.581	17.417	17.063							
3	9:43:23.845	55.668	+0.639	22.440	16.688	16.540							
4	9:44:18.965	55.120	+0.091	22.060	16.369	16.691							
5	9:45:13.994	55.029		21.892	16.421	16.716							
(676) Luke VAN RENSBURG													
1	9:41:24.312	1:07.416	+12.114	29.460	19.965	17.991							
2	9:42:23.112	58.800	+3.498	23.299	17.304	18.197							
3	9:43:19.080	55.968	+0.666	22.645	16.616	16.707							
4	9:44:14.382	55.302		21.928	16.588	16.786							
5	9:45:09.996	55.614	+0.312	21.886	16.868	16.860							
(626) Andrey STEPANOV													
1	9:41:29.627	1:14.355	+19.037	34.943	20.346	19.066							
2	9:42:29.667	1:00.040	+4.722	24.465	18.084	17.491							
3	9:43:28.143	58.476	+3.158	23.876	17.597	17.003							
4	9:44:24.715	56.572	+1.254	22.582	16.935	17.055							
5	9:45:20.033	55.318		22.145	16.590	16.583							
(624) Anna-Lisa DREYSPRING													
1	9:41:32.101	1:08.508	+13.163	30.739	19.391	18.378							
2	9:42:30.517	58.416	+3.071	23.809	17.502	17.105							
3	9:43:27.869	57.352	+2.007	22.900	17.480	16.972							
4	9:44:23.475	55.606	+0.261	22.277	16.619	16.710							
5	9:45:18.820	55.345		22.113	16.464	16.768							
(730) Normunds STANEVICS													
1	9:41:24.844	1:06.315	+10.948	28.911	19.137	18.267							
2	9:42:23.412	58.568	+3.201	23.666	17.439	17.463							
3	9:43:19.584	56.172	+0.805	22.680	16.681	16.811							
4	9:44:14.951	55.367		22.178	16.587	16.602							
5	9:45:10.777	55.826	+0.459	22.177	16.669	16.980							
(740) Mathias BAUMEISTER													
1	9:41:30.802	1:08.361	+12.729	30.639	19.453	18.269							
2	9:42:29.260	58.458	+2.826	23.460	17.756	17.242							
3	9:43:26.418	57.158	+1.526	22.902	17.314	16.942							
4	9:44:22.240	55.822	+0.190	22.390	16.579	16.853							
5	9:45:17.872	55.632		22.214	16.546	16.872							
(746) Dennis KROES													
1	9:41:22.767	1:05.134	+9.090	28.616	18.706	17.812							
2	9:42:20.231	57.464	+1.420	23.440	17.109	16.915							
3	9:43:16.275	56.044		22.443	16.756	16.845							
4	9:44:12.440	56.165	+0.121	22.406	16.947	16.812							
5	9:45:08.604	56.164	+0.120	22.204	17.241	16.719							
(736) Maxim SHAPOSHNIKOV													



Rotax Euro Challenge 2013 Genk / Belgium

Rotax DD2

Genk / Belgium 1,360 Km

Warm up Odd Numbers

2013-03-30 09:50

Practice (5:00 Time) started at 9:50:00

Pos	No.	Name	Nat.	Chassis	Race Team	Laps	Best Tm	Diff	Gap In Lap	km/h
1	603	Xen DE RUWE	BEL	Formula K	FK Racing Team AB Ltd	6	53.720			6 91,139
2	601	Mathias DETIGE	BEL	MS Kart	Bouvin Power	6	53.843	0.123	0.123	6 90,931
3	627	Shaun SLAVIN	GBR	Intrepid	Intrepid Driver Program	6	53.862	0.142	0.019	5 90,899
4	653	Sandro LUKOVIC	AUT	Intrepid	Intrepid Driver Program	6	54.003	0.283	0.141	6 90,662
5	629	Ferenc KANCSAR	HUN	Birel	KMS Europe	5	54.025	0.305	0.022	4 90,625
6	639	Maxime GRAVOUILLE	FRA	Sodi	Kart Pro Racing	6	54.101	0.381	0.076	6 90,497
7	647	Alex BEGGI	ITA	Formula K	FK Racing Team AB Ltd	6	54.161	0.441	0.060	6 90,397
8	615	Marcel SCHIRMER	DEU	CRG	Kartsport Klimm	5	54.175	0.455	0.014	4 90,374
9	631	Barrie PULLINGER	GBR	Alonso	Dan Holland Racing	5	54.270	0.550	0.095	4 90,216
10	719	Florent LAMBERT	GBR	Tonykart	Tatum Racing	6	54.285	0.565	0.015	6 90,191
11	725	Igor MUKHIN	RUS	Intrepid	Intrepid Driver Program	5	54.320	0.600	0.035	4 90,133
12	643	Pascal MARSCHALL	DEU	CRG	TAD Racing	5	54.425	0.705	0.105	4 89,959
13	651	Andreas STIEHR	DEU	Intrepid	KSW Racing	5	54.551	0.831	0.126	5 89,751
14	645	Chris STERKEN	NLD	CRG	CRG Holland	5	54.563	0.843	0.012	4 89,731
15	617	Luka KAMALI	DEU	CRG	TAD Racing	6	54.612	0.892	0.049	5 89,651
16	609	Haralds GARKAKLIS	LVA	Gillard	MRG Racing	5	54.665	0.945	0.053	5 89,564
17	611	ERWIN MONTFOORT	NLD	Gillard	Montfoort Motorsport	5	54.699	0.979	0.034	4 89,508
18	637	Alexandre FINKELSTEIN	FRA	Tonykart	MD Competition	5	54.713	0.993	0.014	3 89,485
19	655	Karel FRANSEN	BEL	Zanardi	Schepers Racing	5	54.730	1.010	0.017	4 89,457
20	633	Alexis COURSAULT	FRA	Birel	MGT	5	54.733	1.013	0.003	5 89,452
21	641	Tomas PYTLIK	GBR	Alonso		5	55.020	1.300	0.287	5 88,986
22	623	Marcel STEINERT	DEU	Tonykart	KSW Racing	5	55.058	1.338	0.038	5 88,924
23	621	MARTINS STEINERTS	LVA	MS Kart	MS Kart Racing Team	5	55.136	1.416	0.078	5 88,799
24	659	Giel BRONDER	NLD	Gillard	PDB Racing	5	55.267	1.547	0.131	4 88,588
25	777	Lourens VAN RENSBURG	ZAF	CRG	CRG Holland	5	55.390	1.670	0.123	5 88,391
26	735	Chris GROEN	NLD	Kosmic	Team Kroes	5	55.956	2.236	0.566	3 87,497
27	649	Alexander ZENKIN	RUS	Intrepid	Intrepid Driver Program	2	57.248	3.528	1.292	2 85,523



Rotax Euro Challenge 2013 Genk / Belgium

Rotax DD2 Genk / Belgium 1,360 Km
 Warm up Odd Numbers 2013-03-30 09:50
 Practice (5:00 Time) started at 9:50:00

Lap	Time of Day	Lap Tm	Diff	S1 Tm	S2 Tm	S3 Tm	Lap	Time of Day	Lap Tm	Diff	S1 Tm	S2 Tm	S3 Tm
(603) Xen DE RUWE													
1	9:51:19.951	1:03.169	+9.449	27.795	18.171	17.203	3	9:53:19.288	54.811	+0.541	22.042	16.341	16.428
2	9:52:15.391	55.440	+1.720	22.481	16.568	16.391	4	9:54:13.558	54.270		21.807	16.211	16.252
3	9:53:10.321	54.930	+1.210	21.854	16.726	16.350	5	9:55:08.444	54.886	+0.616	22.288	16.328	16.270
4	9:54:04.600	54.279	+0.559	21.714	16.281	16.284	(719) Florent LAMBERT						
5	9:54:58.406	53.806	+0.086	21.584	16.073	16.149	1	9:51:19.110	1:03.161	+8.876	27.714	18.067	17.380
6	9:55:52.126	53.720		21.480	16.092	16.148	2	9:52:15.002	55.892	+1.607	22.474	16.822	16.596
(601) Mathias DETIGE													
1	9:51:12.560	1:01.714	+7.871	26.746	17.750	17.218	3	9:53:10.091	55.089	+0.804	22.071	16.466	16.552
2	9:52:08.424	55.864	+2.021	22.550	16.685	16.629	4	9:54:05.169	55.078	+0.793	22.315	16.348	16.415
3	9:53:02.990	54.566	+0.723	21.872	16.306	16.388	5	9:55:00.041	54.872	+0.587	22.200	16.245	16.427
4	9:53:57.181	54.191	+0.348	21.657	16.159	16.375	6	9:55:54.326	54.285		21.658	16.229	16.398
5	9:54:51.031	53.850	+0.007	21.536	16.060	16.254	(725) Igor MUKHIN						
6	9:55:44.874	53.843		21.504	16.091	16.248	1	9:51:27.858	1:09.714	+15.394	30.568	20.414	18.732
(627) Shaun SLAVIN													
1	9:51:16.947	1:01.546	+7.684	26.433	17.786	17.327	2	9:52:25.703	57.845	+3.525	23.607	17.205	17.033
2	9:52:12.421	55.474	+1.612	22.254	16.712	16.508	3	9:53:21.348	55.645	+1.325	22.780	16.467	16.398
3	9:53:06.688	54.267	+0.405	21.774	16.170	16.323	4	9:54:15.668	54.320		21.665	16.280	16.375
4	9:54:00.698	54.010	+0.148	21.601	16.136	16.273	5	9:55:10.690	55.022	+0.702	22.244	16.344	16.434
5	9:54:54.560	53.862		21.491	16.130	16.241	(643) Pascal MARSCHALL						
6	9:55:48.518	53.958	+0.096	21.546	16.118	16.294	1	9:51:21.718	1:03.336	+8.911	27.617	18.116	17.603
(653) Sandro LUKOVIC													
1	9:51:17.213	1:02.630	+8.627	26.835	18.115	17.680	2	9:52:17.919	56.201	+1.776	22.768	16.778	16.655
2	9:52:13.000	55.787	+1.784	22.733	16.558	16.496	3	9:53:12.802	54.883	+0.458	22.027	16.411	16.445
3	9:53:07.716	54.716	+0.713	21.987	16.322	16.407	4	9:54:07.227	54.425		21.707	16.320	16.398
4	9:54:01.875	54.159	+0.156	21.618	16.264	16.277	5	9:55:01.775	54.548	+0.123	21.801	16.332	16.415
5	9:54:56.137	54.262	+0.259	21.839	16.131	16.292	(651) Andreas STIEHR						
6	9:55:50.140	54.003		21.617	16.112	16.274	1	9:51:27.205	1:07.014	+12.463	29.105	19.932	17.977
(629) Ferenc KANCSAR													
1	9:51:30.572	1:03.759	+9.734	28.228	17.486	18.045	2	9:52:23.720	56.515	+1.964	23.110	16.803	16.602
2	9:52:25.863	55.291	+1.266	22.230	16.494	16.567	3	9:53:18.530	54.810	+0.259	21.975	16.409	16.426
3	9:53:20.407	54.544	+0.519	22.095	16.178	16.271	4	9:54:13.269	54.739	+0.188	21.737	16.614	16.388
4	9:54:14.432	54.025		21.726	16.120	16.179	5	9:55:07.820	54.551		21.994	16.127	16.430
5	9:55:09.414	54.982	+0.957	21.701	16.786	16.495	(645) Chris STERKEN						
(639) Maxime GRAVOUILLE													
1	9:51:17.674	1:02.372	+8.271	26.882	18.067	17.423	1	9:51:23.493	1:04.159	+9.596	29.174	17.759	17.226
2	9:52:13.972	56.298	+2.197	23.004	16.683	16.611	2	9:52:19.444	55.951	+1.388	22.430	16.907	16.614
3	9:53:08.593	54.621	+0.520	21.935	16.293	16.393	3	9:53:14.346	54.902	+0.339	21.892	16.567	16.443
4	9:54:02.860	54.267	+0.166	21.713	16.224	16.330	4	9:54:08.909	54.563		21.820	16.355	16.388
5	9:54:57.471	54.611	+0.510	21.616	16.701	16.294	5	9:55:03.983	55.074	+0.511	22.345	16.349	16.380
6	9:55:51.572	54.101		21.504	16.246	16.351	(617) Luka KAMALI						
(647) Alex BEGGI													
1	9:51:17.347	1:05.080	+10.919	28.912	18.151	18.017	1	9:51:16.367	1:03.640	+9.028	28.002	18.154	17.484
2	9:52:14.712	57.365	+3.204	23.570	17.060	16.735	2	9:52:12.822	56.455	+1.843	22.697	16.956	16.802
3	9:53:10.889	56.177	+2.016	22.690	16.736	16.751	3	9:53:07.835	55.013	+0.401	21.938	16.412	16.663
4	9:54:05.290	54.401	+0.240	21.793	16.296	16.312	4	9:54:02.561	54.726	+0.114	21.852	16.398	16.476
5	9:54:59.785	54.495	+0.334	21.894	16.188	16.413	5	9:54:57.173	54.612		21.833	16.368	16.411
6	9:55:53.946	54.161		21.595	16.200	16.366	6	9:55:52.040	54.867	+0.255	21.748	16.717	16.402
(615) Marcel SCHIRMER													
1	9:51:32.977	1:06.067	+11.892	29.871	18.511	17.685	(609) Haralds GARKAKLIS						
2	9:52:28.924	55.947	+1.772	22.511	16.640	16.796	1	9:52:09.996	1:04.319	+9.654	28.698	18.219	17.402
3	9:53:23.676	54.752	+0.577	21.999	16.276	16.477	2	9:53:06.077	56.081	+1.416	22.657	16.686	16.738
4	9:54:17.851	54.175		21.711	16.209	16.255	3	9:54:01.377	55.300	+0.635	22.114	16.637	16.549
5	9:55:12.365	54.514	+0.339	21.772	16.215	16.527	4	9:54:56.753	55.376	+0.711	22.470	16.345	16.561
(631) Barrie PULLINGER													
1	9:51:27.779	1:06.994	+12.724	28.889	19.558	18.547	5	9:55:51.418	54.665		21.827	16.294	16.544
2	9:52:24.477	56.698	+2.428	23.132	16.751	16.815	(611) ERWIN MONTFOORT						
(615) Marcel SCHIRMER													
1	9:51:32.977	1:06.067	+11.892	29.871	18.511	17.685	1	9:51:21.689	1:03.809	+9.110	27.854	18.117	17.838
2	9:52:28.924	55.947	+1.772	22.511	16.640	16.796	2	9:52:18.565	56.876	+2.177	23.179	16.884	16.813
3	9:53:23.676	54.752	+0.577	21.999	16.276	16.477	3	9:53:13.860	55.295	+0.596	22.260	16.413	16.622
4	9:54:17.851	54.175		21.711	16.209	16.255	4	9:54:08.559	54.699		21.853	16.351	16.495
5	9:55:12.365	54.514	+0.339	21.772	16.215	16.527	5	9:55:04.547	55.988	+1.289	22.597	16.773	16.618
(637) Alexandre FINKELSTEIN													
1	9:51:26.370	1:05.892	+11.179	28.647	19.501	17.744	1	9:51:26.370	1:05.892	+11.179	28.647	19.501	17.744
2	9:52:22.307	55.937	+1.224	22.728	16.677	16.532	2	9:52:22.307	55.937	+1.224	22.728	16.677	16.532
3	9:53:17.020	54.713		21.899	16.338	16.476	3	9:53:17.020	54.713		21.899	16.338	16.476



Rotax Euro Challenge 2013 Genk / Belgium

Rotax DD2

Genk / Belgium 1,360 Km

Warm up Odd Numbers

2013-03-30 09:50

Practice (5:00 Time) started at 9:50:00

Lap	Time of Day	Lap Tm	Diff	S1 Tm	S2 Tm	S3 Tm	Lap	Time of Day	Lap Tm	Diff	S1 Tm	S2 Tm	S3 Tm
4	9:54:12.025	55.005	+0.292	22.057	16.531	16.417							
5	9:55:07.060	55.035	+0.322	21.744	16.882	16.409							

(655) Karel FRANSSSEN

1	9:51:22.033	1:05.263	+10.533	28.515	18.773	17.975
2	9:52:18.896	56.863	+2.133	23.281	16.899	16.683
3	9:53:14.068	55.172	+0.442	22.334	16.374	16.464
4	9:54:08.798	54.730		21.938	16.357	16.435
5	9:55:03.611	54.813	+0.083	22.095	16.265	16.453

(633) Alexis COURSAULT

1	9:51:26.593	1:07.599	+12.866	29.918	19.939	17.742
2	9:52:22.590	55.997	+1.264	22.734	16.701	16.562
3	9:53:17.358	54.768	+0.035	21.886	16.606	16.276
4	9:54:12.131	54.773	+0.040	22.013	16.394	16.366
5	9:55:06.864	54.733		21.858	16.505	16.370

(641) Tomas PYTTLIK

1	9:51:28.120	1:06.076	+11.056	29.178	18.822	18.076
2	9:52:26.069	57.949	+2.929	23.823	17.199	16.927
3	9:53:22.256	56.187	+1.167	22.757	16.822	16.608
4	9:54:17.420	55.164	+0.144	22.129	16.421	16.614
5	9:55:12.440	55.020		21.849	16.337	16.834

(623) Marcel STEINERT

1	9:51:27.937	1:07.213	+12.155	30.046	18.719	18.448
2	9:52:26.492	58.555	+3.497	23.878	17.439	17.238
3	9:53:22.546	56.054	+0.996	22.643	16.605	16.806
4	9:54:17.674	55.128	+0.070	22.104	16.456	16.568
5	9:55:12.732	55.058		22.086	16.391	16.581

(621) MARTINS STEINERTS

1	9:51:21.489	1:05.171	+10.035	28.066	19.109	17.996
2	9:52:20.331	58.842	+3.706	24.059	17.589	17.194
3	9:53:16.491	56.160	+1.024	22.582	16.732	16.846
4	9:54:12.768	56.277	+1.141	22.465	17.101	16.711
5	9:55:07.904	55.136		22.114	16.373	16.649

(659) Giel BRONDER

1	9:51:26.885	1:08.344	+13.077	30.287	19.683	18.374
2	9:52:24.581	57.696	+2.429	23.333	17.248	17.115
3	9:53:20.240	55.659	+0.392	22.367	16.596	16.696
4	9:54:15.507	55.267		22.286	16.425	16.556
5	9:55:11.098	55.591	+0.324	22.317	16.692	16.582

(777) Lourens VAN RENSBURG

1	9:51:30.890	1:07.703	+12.313	29.911	19.118	18.674
2	9:52:29.092	58.202	+2.812	23.737	17.161	17.304
3	9:53:24.946	55.854	+0.464	22.550	16.597	16.707
4	9:54:20.439	55.493	+0.103	22.294	16.471	16.728
5	9:55:15.829	55.390		22.293	16.535	16.562

(735) Chris GROEN

1	9:51:23.657	1:05.642	+9.686	28.847	18.773	18.022
2	9:52:21.269	57.612	+1.656	23.481	17.116	17.015
3	9:53:17.225	55.956		22.307	16.640	17.009
4	9:54:13.190	55.965	+0.009	22.774	16.566	16.625
5	9:55:09.283	56.093	+0.137	22.735	16.778	16.580

(649) Alexander ZENKIN

1	9:51:23.333	1:08.065	+10.817	31.348	18.668	18.049
2	9:52:20.581	57.248		23.414	16.933	16.901



Rotax Euro Challenge 2013 Genk / Belgium

Rotax DD2

Genk / Belgium 1,360 Km

RACE 5 Qualifying Heat 1 A-B

2013-03-30 11:30

Race (10 Laps) started at 11:32:44

Pos	No.	Name	Nat.	Chassis	Race Team	Laps	Total Tm	Diff	Best Tm	In Lap	km/h	Points
1	638	Sean BABINGTON	GBR	Alonso	Dan Holland Racing	10	9:10.622		54.476	5	89,874	0
2	602	MIIKA LAIHO	FIN	Tonykart	MPT Racing	10	9:10.687	0.065	54.323	8	90,128	2
3	601	Mathias DETIGE	BEL	MS Kart	Bouvin Power	10	9:10.806	0.184	54.306	6	90,156	3
4	629	Ferenc KANCSAR	HUN	Birel	KMS Europe	10	9:11.179	0.557	54.258	9	90,236	4
5	606	Lucas ORROCK	GBR	Kosmic	Team Orrok	10	9:11.226	0.604	54.245	6	90,257	5
6	608	Kevin LUDI	CHE	Birel	Spirit Racing	10	9:11.438	0.816	54.338	6	90,103	6
7	637	Alexandre FINKELSTEIN	FRA	Tonykart	MD Competition	10	9:11.829	1.207	54.345	9	90,091	7
8	628	Ben COOPER	CAN	Birel	KMS Europe	10	9:11.888	1.266	54.051	5	90,581	8
9	634	Christophe RAYMAKERS	BEL	Gillard	DFK	10	9:12.131	1.509	54.345	10	90,091	9
10	604	PATRICK PEARCE	GBR	Tonykart	Tatum Racing	10	9:13.028	2.406	54.445	6	89,926	10
11	719	Florent LAMBERT	GBR	Tonykart	Tatum Racing	10	9:13.683	3.061	54.429	5	89,952	11
12	654	Martins LAPINS	LVA	Energy	RKV Racing	10	9:15.065	4.443	54.378	5	90,036	12
13	700	Christophe ADAMS	FRA	Formula K	Sporting Formula K France	10	9:15.202	4.580	54.546	8	89,759	13
14	639	Maxime GRAVOUILLE	FRA	Sodi	Kart Pro Racing	10	9:16.312	5.690	54.171	7	90,380	14
15	659	Giel BRONDER	NLD	Gillard	PDB Racing	10	9:17.466	6.844	54.579	5	89,705	15
16	656	Julien RENAUDIN	FRA	Sodi	KPR	10	9:18.094	7.472	54.591	7	89,685	16
17	649	Alexander ZENKIN	RUS	Intrepid	Intrepid Driver Program	10	9:18.346	7.724	54.586	7	89,693	17
18	626	Andrey STEPANOV	RUS	Intrepid	Intrepid Driver Program	10	9:22.663	12.041	55.191	10	88,710	18
19	651	Andreas STIEHR	DEU	Intrepid	KSW Racing	10	9:25.486	14.864	54.803	9	89,338	19
20	615	Marcel SCHIRMER	DEU	CRG	Kartsport Klimm	10	9:25.724	15.102	54.545	10	89,761	20
21	748	Mikko LAINE	FIN	Formula K	Mikko Laine	10	9:26.424	15.802	54.818	7	89,314	21
22	641	Tomas PYTTLIK	GBR	Alonso		10	9:26.571	15.949	54.857	10	89,250	22
23	718	Tamsin GERMAIN	GBR	Gillard	DG Racing	10	9:33.010	22.388	54.889	8	89,198	23
24	777	Lourens VAN RENSBURG	ZAF	CRG	CRG Holland	10	9:33.648	23.026	55.402	9	88,372	24
25	730	Normunds STANEVICS	LVA	Gillard	MRG Racing	10	9:34.618	23.996	55.734	10	87,846	25
26	652	Damien VUILLAUME	FRA	Flandria	Flandria Competition Kart	5	4:43.063	5 Laps	55.119	5	88,826	26
27	746	Dennis KROES	NLD	Tonykart	Team Kroes	5	4:48.795	5 Laps	55.628	5	88,013	27
28	617	Luka KAMALI	DEU	CRG	TAD Racing	2	1:55.439	8 Laps	55.342	2	88,468	28

Announcements

These results are provisional until the conclusion of any judicial and technical matters

Started: 28 Classified: 28 Not classified: 0

Margin of Victory	Ø km/h	Best Lap Tm	km/h	Best Lap by
0.065	88,918	54.051	90,581	628 - Ben COOPER

Official Timing www.camp-company.de / www.motorsport-events.se

Orbits

Timekeeping Ingrid and Meik Wagner:

Clerk of the course Nigel Edwards:

www.mylaps.com

Steward (Chairman) Horst Seidel:

Chief Scrutineer Paul Klaassen:

Licensed to: Motorsport Events

Printed: 2013-03-30 11:44:11

posted at:

h



Rotax Euro Challenge 2013 Genk / Belgium

Rotax DD2 Genk / Belgium 1,360 Km
 RACE 5 Qualifying Heat 1 A-B 2013-03-30 11:30

Race (10 Laps) started at 11:32:44

Lap	Time of Day	Lap Tm	Diff	S1 Tm	S2 Tm	S3 Tm	Lap	Time of Day	Lap Tm	Diff	S1 Tm	S2 Tm	S3 Tm
(638) Sean BABINGTON							5	11:37:22.507	54.372	+0.034	21.679	16.339	16.354
1	11:33:41.680	56.984	+2.508	23.322	17.041	16.621	6	11:38:16.845	54.338		21.648	16.283	16.407
2	11:34:36.516	54.836	+0.360	22.010	16.408	16.418	7	11:39:11.685	54.840	+0.502	21.830	16.553	16.457
3	11:35:31.205	54.689	+0.213	22.049	16.309	16.331	8	11:40:06.853	55.168	+0.830	22.135	16.480	16.553
4	11:36:25.717	54.512	+0.036	21.862	16.279	16.371	9	11:41:01.307	54.454	+0.116	21.765	16.277	16.412
5	11:37:20.193	54.476		21.887	16.200	16.389	10	11:41:56.134	54.827	+0.489	21.774	16.456	16.597
6	11:38:15.348	55.155	+0.679	21.864	16.952	16.339	(637) Alexandre FINKELSTEIN						
7	11:39:10.142	54.794	+0.318	21.895	16.354	16.545	1	11:33:42.132	57.199	+2.854	23.654	16.798	16.747
8	11:40:04.759	54.617	+0.141	21.894	16.270	16.453	2	11:34:37.220	55.088	+0.743	22.033	16.493	16.562
9	11:40:59.346	54.587	+0.111	21.793	16.371	16.423	3	11:35:32.668	55.448	+1.103	22.181	16.720	16.547
10	11:41:55.318	55.972	+1.496	22.172	16.618	17.182	4	11:36:27.201	54.533	+0.188	21.805	16.280	16.448
(602) MIIKA LAIHO							5	11:37:21.957	54.756	+0.411	22.133	16.274	16.349
1	11:33:41.509	56.718	+2.395	23.311	16.729	16.678	6	11:38:16.581	54.624	+0.279	21.989	16.292	16.343
2	11:34:36.422	54.913	+0.590	21.991	16.380	16.542	7	11:39:11.342	54.761	+0.416	21.885	16.518	16.358
3	11:35:31.120	54.698	+0.375	21.880	16.321	16.497	8	11:40:07.060	55.718	+1.373	22.230	16.691	16.797
4	11:36:25.669	54.549	+0.226	21.742	16.274	16.533	9	11:41:01.405	54.345		21.745	16.217	16.383
5	11:37:20.033	54.364	+0.041	21.698	16.197	16.469	10	11:41:56.525	55.120	+0.775	21.817	16.470	16.833
6	11:38:15.290	55.257	+0.934	22.053	16.787	16.417	(628) Ben COOPER						
7	11:39:10.642	55.352	+1.029	22.345	16.374	16.633	1	11:33:45.958	59.681	+5.630	25.583	17.259	16.839
8	11:40:04.965	54.323		21.779	16.160	16.384	2	11:34:40.729	54.771	+0.720	22.037	16.327	16.407
9	11:40:59.502	54.537	+0.214	21.713	16.365	16.459	3	11:35:36.837	56.108	+2.057	22.476	17.028	16.604
10	11:41:55.383	55.881	+1.558	22.125	16.612	17.144	4	11:36:31.385	54.548	+0.497	21.806	16.315	16.427
(601) Mathias DETIGE							5	11:37:25.436	54.051		21.547	16.177	16.327
1	11:33:42.807	57.736	+3.430	23.924	16.894	16.918	6	11:38:19.506	54.070	+0.019	21.611	16.134	16.325
2	11:34:37.695	54.888	+0.582	22.004	16.417	16.467	7	11:39:13.609	54.103	+0.052	21.615	16.143	16.345
3	11:35:32.565	54.870	+0.564	21.908	16.427	16.535	8	11:40:07.955	54.346	+0.295	21.594	16.412	16.340
4	11:36:26.914	54.349	+0.043	21.685	16.254	16.410	9	11:41:02.050	54.095	+0.044	21.626	16.092	16.377
5	11:37:21.238	54.324	+0.018	21.674	16.237	16.413	10	11:41:56.584	54.534	+0.483	21.564	16.236	16.734
6	11:38:15.544	54.306		21.621	16.263	16.422	(634) Christophe RAYMAKERS						
7	11:39:10.872	55.328	+1.022	22.278	16.333	16.717	1	11:33:44.252	58.987	+4.642	25.126	17.108	16.753
8	11:40:06.047	55.175	+0.869	22.365	16.349	16.461	2	11:34:39.549	55.297	+0.952	22.133	16.685	16.479
9	11:41:00.404	54.357	+0.051	21.709	16.291	16.357	3	11:35:34.645	55.096	+0.751	21.980	16.474	16.642
10	11:41:55.502	55.098	+0.792	21.631	16.535	16.932	4	11:36:29.111	54.466	+0.121	21.824	16.232	16.410
(629) Ferenc KANCSAR							5	11:37:23.517	54.406	+0.061	21.769	16.297	16.340
1	11:33:42.982	58.005	+3.747	24.204	16.859	16.942	6	11:38:18.190	54.673	+0.328	21.979	16.267	16.427
2	11:34:37.929	54.947	+0.689	22.210	16.357	16.380	7	11:39:12.720	54.530	+0.185	21.835	16.257	16.438
3	11:35:32.796	54.867	+0.609	21.873	16.520	16.474	8	11:40:07.612	54.892	+0.547	21.822	16.184	16.886
4	11:36:27.328	54.532	+0.274	21.853	16.312	16.367	9	11:41:02.482	54.870	+0.525	22.030	16.417	16.423
5	11:37:21.713	54.385	+0.127	21.790	16.229	16.366	10	11:41:56.827	54.345		21.633	16.346	16.366
6	11:38:16.057	54.344	+0.086	21.708	16.316	16.320	(604) PATRICK PEARCE						
7	11:39:10.919	54.862	+0.604	21.988	16.340	16.534	1	11:33:42.317	57.268	+2.823	23.748	16.862	16.658
8	11:40:05.648	54.729	+0.471	22.060	16.257	16.412	2	11:34:37.319	55.002	+0.557	22.018	16.470	16.514
9	11:40:59.906	54.258		21.689	16.286	16.283	3	11:35:32.124	54.805	+0.360	22.029	16.310	16.466
10	11:41:55.875	55.969	+1.711	21.912	16.643	17.414	4	11:36:26.769	54.645	+0.200	21.829	16.310	16.506
(606) Lucas ORROCK							5	11:37:21.521	54.752	+0.307	22.089	16.292	16.371
1	11:33:43.330	57.893	+3.648	24.362	16.900	16.631	6	11:38:15.966	54.445		21.781	16.307	16.357
2	11:34:38.741	55.411	+1.166	22.349	16.469	16.593	7	11:39:11.108	55.142	+0.697	22.210	16.456	16.476
3	11:35:33.399	54.658	+0.413	21.935	16.337	16.386	8	11:40:07.451	56.343	+1.898	22.665	16.812	16.866
4	11:36:27.801	54.402	+0.157	21.642	16.219	16.541	9	11:41:03.044	55.593	+1.148	22.655	16.467	16.471
5	11:37:22.198	54.397	+0.152	21.658	16.289	16.450	10	11:41:57.724	54.680	+0.235	21.874	16.341	16.465
6	11:38:16.443	54.245		21.547	16.334	16.364	(719) Florent LAMBERT						
7	11:39:11.266	54.823	+0.578	21.845	16.459	16.519	1	11:33:44.066	58.399	+3.970	24.527	17.064	16.808
8	11:40:06.291	55.025	+0.780	22.063	16.539	16.423	2	11:34:39.198	55.132	+0.703	22.145	16.512	16.475
9	11:41:00.607	54.316	+0.071	21.618	16.343	16.355	3	11:35:34.366	55.168	+0.739	22.226	16.479	16.463
10	11:41:55.922	55.315	+1.070	21.653	16.455	17.207	4	11:36:28.949	54.583	+0.154	21.785	16.295	16.503
(608) Kevin LUDI							5	11:37:23.378	54.429		21.751	16.262	16.416
1	11:33:43.191	57.922	+3.584	24.442	16.800	16.680	6	11:38:18.549	55.171	+0.742	22.440	16.326	16.405
2	11:34:38.518	55.327	+0.989	22.355	16.402	16.570	7	11:39:13.139	54.590	+0.161	21.865	16.303	16.422
3	11:35:33.624	55.106	+0.768	22.098	16.576	16.432	8	11:40:08.293	55.154	+0.725	21.892	16.474	16.788
4	11:36:28.135	54.511	+0.173	21.755	16.285	16.471	9	11:41:03.381	55.088	+0.659	22.021	16.500	16.567
							10	11:41:58.379	54.998	+0.569	21.884	16.406	16.708



Rotax Euro Challenge 2013 Genk / Belgium

Rotax DD2 Genk / Belgium 1,360 Km

RACE 5 Qualifying Heat 1 A-B 2013-03-30 11:30

Race (10 Laps) started at 11:32:44

Lap	Time of Day	Lap Tm	Diff	S1 Tm	S2 Tm	S3 Tm	Lap	Time of Day	Lap Tm	Diff	S1 Tm	S2 Tm	S3 Tm
(654) Martins LAPINS							5	11:37:29.092	55.067	+0.481	21.863	16.320	16.884
1	11:33:46.644	1:00.035	+5.657	26.148	17.053	16.834	6	11:38:24.410	55.318	+0.732	22.230	16.484	16.604
2	11:34:42.292	55.648	+1.270	22.233	16.722	16.693	7	11:39:18.996	54.586		21.748	16.395	16.443
3	11:35:37.123	54.831	+0.453	22.057	16.387	16.387	8	11:40:13.608	54.612	+0.026	21.825	16.353	16.434
4	11:36:31.996	54.873	+0.495	22.145	16.236	16.492	9	11:41:08.263	54.655	+0.069	21.798	16.430	16.427
5	11:37:26.374	54.378		21.844	16.175	16.359	10	11:42:03.042	54.779	+0.193	21.880	16.411	16.488
6	11:38:20.988	54.614	+0.236	21.915	16.203	16.496	(626) Andrey STEPANOV						
7	11:39:15.652	54.664	+0.286	21.880	16.273	16.511	1	11:33:46.027	59.911	+4.720	25.490	17.262	17.159
8	11:40:10.271	54.619	+0.241	21.886	16.251	16.482	2	11:34:43.175	57.148	+1.957	23.038	16.873	17.237
9	11:41:04.948	54.677	+0.299	21.917	16.301	16.459	3	11:35:40.062	56.887	+1.696	22.575	16.935	17.377
10	11:41:59.761	54.813	+0.435	21.967	16.372	16.474	4	11:36:35.580	55.518	+0.327	22.232	16.603	16.683
(700) Christophe ADAMS							5	11:37:30.843	55.263	+0.072	22.039	16.493	16.731
1	11:33:44.564	58.786	+4.240	24.961	17.035	16.790	6	11:38:26.089	55.246	+0.055	22.018	16.584	16.644
2	11:34:40.280	55.716	+1.170	22.416	16.482	16.818	7	11:39:21.519	55.430	+0.239	22.062	16.525	16.843
3	11:35:36.253	55.973	+1.427	22.143	17.210	16.620	8	11:40:16.817	55.298	+0.107	22.036	16.614	16.648
4	11:36:31.530	55.277	+0.731	22.028	16.388	16.861	9	11:41:12.168	55.351	+0.160	22.176	16.475	16.700
5	11:37:26.140	54.610	+0.064	21.822	16.291	16.497	10	11:42:07.359	55.191		22.047	16.417	16.727
6	11:38:21.041	54.901	+0.355	21.787	16.431	16.683	(651) Andreas STIEHR						
7	11:39:15.975	54.934	+0.388	22.026	16.367	16.541	1	11:33:50.787	1:04.289	+9.486	26.821	17.880	19.588
8	11:40:10.521	54.546		21.927	16.236	16.383	2	11:34:46.636	55.849	+1.046	22.533	16.692	16.624
9	11:41:05.174	54.653	+0.107	21.804	16.357	16.492	3	11:35:43.720	57.084	+2.281	22.633	17.002	17.449
10	11:41:59.898	54.724	+0.178	21.936	16.325	16.463	4	11:36:39.262	55.542	+0.739	22.486	16.565	16.491
(639) Maxime GRAVOUILLE							5	11:37:34.142	54.880	+0.077	21.810	16.378	16.692
1	11:33:49.128	1:02.248	+8.077	26.616	17.928	17.704	6	11:38:30.491	56.349	+1.546	22.233	17.466	16.650
2	11:34:44.829	55.701	+1.530	22.489	16.559	16.653	7	11:39:25.458	54.967	+0.164	21.885	16.487	16.595
3	11:35:39.755	54.926	+0.755	21.877	16.487	16.562	8	11:40:20.445	54.987	+0.184	22.043	16.457	16.487
4	11:36:34.380	54.625	+0.454	21.789	16.371	16.465	9	11:41:15.248	54.803		21.899	16.410	16.494
5	11:37:28.863	54.483	+0.312	21.816	16.239	16.428	10	11:42:10.182	54.934	+0.131	22.042	16.382	16.510
6	11:38:23.152	54.289	+0.118	21.775	16.184	16.330	(615) Marcel SCHIRMER						
7	11:39:17.323	54.171		21.648	16.124	16.399	1	11:33:43.053	57.883	+3.338	24.311	16.810	16.762
8	11:40:12.308	54.985	+0.814	22.080	16.526	16.379	2	11:34:38.427	55.374	+0.829	22.383	16.402	16.589
9	11:41:06.586	54.278	+0.107	21.701	16.181	16.396	3	11:35:43.543	1:05.116	+10.571	22.762	24.379	17.975
10	11:42:01.008	54.422	+0.251	21.757	16.201	16.464	4	11:36:39.004	55.461	+0.916	22.456	16.459	16.546
(659) Giel BRONDER							5	11:37:33.904	54.900	+0.355	21.787	16.507	16.606
1	11:33:47.024	1:01.177	+6.598	26.835	17.370	16.972	6	11:38:31.122	57.218	+2.673	22.363	17.507	17.348
2	11:34:42.992	55.968	+1.389	22.226	16.873	16.869	7	11:39:26.188	55.066	+0.521	22.273	16.380	16.413
3	11:35:38.323	55.331	+0.752	22.045	16.660	16.626	8	11:40:20.938	54.750	+0.205	22.017	16.327	16.406
4	11:36:33.247	54.924	+0.345	22.031	16.335	16.558	9	11:41:15.875	54.937	+0.392	22.020	16.469	16.448
5	11:37:27.826	54.579		21.760	16.310	16.509	10	11:42:10.420	54.545		21.786	16.356	16.403
6	11:38:22.621	54.795	+0.216	21.951	16.298	16.546	(748) Mikko LAINE						
7	11:39:17.230	54.609	+0.030	21.849	16.293	16.467	1	11:33:49.186	1:02.788	+7.970	27.960	17.440	17.388
8	11:40:12.591	55.361	+0.782	22.088	16.802	16.471	2	11:34:45.644	56.458	+1.640	22.757	16.886	16.815
9	11:41:07.369	54.778	+0.199	21.893	16.362	16.523	3	11:35:41.933	56.289	+1.471	22.325	17.187	16.777
10	11:42:02.162	54.793	+0.214	21.897	16.350	16.546	4	11:36:38.002	56.069	+1.251	22.616	16.803	16.650
(656) Julien RENAUDIN							5	11:37:34.156	56.154	+1.336	22.244	16.765	17.145
1	11:33:47.782	1:01.251	+6.660	26.516	17.650	17.085	6	11:38:30.751	56.595	+1.777	22.307	17.560	16.728
2	11:34:43.344	55.562	+0.971	22.182	16.694	16.686	7	11:39:25.569	54.818		21.901	16.391	16.526
3	11:35:39.461	56.117	+1.526	22.201	17.029	16.887	8	11:40:20.699	55.130	+0.312	22.099	16.513	16.518
4	11:36:34.205	54.744	+0.153	21.895	16.352	16.497	9	11:41:16.176	55.477	+0.659	22.327	16.673	16.477
5	11:37:29.149	54.944	+0.353	22.079	16.450	16.415	10	11:42:11.120	54.944	+0.126	21.965	16.424	16.555
6	11:38:24.098	54.949	+0.358	21.987	16.342	16.620	(641) Tomas PYTTLIK						
7	11:39:18.689	54.591		21.738	16.373	16.480	1	11:33:49.097	1:03.395	+8.538	27.207	17.746	18.442
8	11:40:13.427	54.738	+0.147	21.902	16.347	16.489	2	11:34:46.383	57.286	+2.429	23.194	16.901	17.191
9	11:41:08.099	54.672	+0.081	21.806	16.368	16.498	3	11:35:43.899	57.516	+2.659	22.724	17.035	17.757
10	11:42:02.790	54.691	+0.100	21.832	16.356	16.503	4	11:36:39.973	56.074	+1.217	22.890	16.608	16.576
(649) Alexander ZENKIN							5	11:37:34.956	54.983	+0.126	21.879	16.470	16.634
1	11:33:46.223	1:00.471	+5.885	26.263	17.242	16.966	6	11:38:31.054	56.098	+1.241	21.990	17.261	16.847
2	11:34:42.494	56.271	+1.685	22.581	16.696	16.994	7	11:39:25.959	54.905	+0.048	22.051	16.394	16.460
3	11:35:39.034	56.540	+1.954	22.101	17.667	16.772	8	11:40:21.438	55.479	+0.622	22.436	16.479	16.564
4	11:36:34.025	54.991	+0.405	22.070	16.386	16.535	9	11:41:16.410	54.972	+0.115	21.910	16.526	16.536
							10	11:42:11.267	54.857		21.917	16.423	16.517



Rotax Euro Challenge 2013 Genk / Belgium

Rotax DD2

Genk / Belgium 1,360 Km

RACE 5 Qualifying Heat 1 A-B

2013-03-30 11:30

Race (10 Laps) started at 11:32:44

Lap	Time of Day	Lap Tm	Diff	S1 Tm	S2 Tm	S3 Tm	Lap	Time of Day	Lap Tm	Diff	S1 Tm	S2 Tm	S3 Tm
(718) Tamsin GERMAIN													
1	11:33:49.525	1:04.121	+9.232	30.181	17.010	16.930							
2	11:34:46.016	56.491	+1.602	22.986	16.730	16.775							
3	11:35:43.433	57.417	+2.528	22.238	17.374	17.805							
4	11:36:38.625	55.192	+0.303	22.161	16.522	16.509							
5	11:37:33.602	54.977	+0.088	21.948	16.501	16.528							
6	11:38:37.452	1:03.850	+8.961	22.496	24.293	17.061							
7	11:39:32.640	55.188	+0.299	22.230	16.457	16.501							
8	11:40:27.529	54.889		22.053	16.397	16.439							
9	11:41:22.653	55.124	+0.235	22.028	16.562	16.534							
10	11:42:17.706	55.053	+0.164	21.943	16.502	16.608							

(777) Lourens VAN RENSBURG													
1	11:33:49.429	1:03.265	+7.863	27.512	17.960	17.793							
2	11:34:49.892	1:00.463	+5.061	25.832	17.200	17.431							
3	11:35:46.533	56.641	+1.239	22.737	16.953	16.951							
4	11:36:42.234	55.701	+0.299	22.332	16.693	16.676							
5	11:37:37.735	55.501	+0.099	22.347	16.495	16.659							
6	11:38:34.351	56.616	+1.214	22.491	17.242	16.883							
7	11:39:30.219	55.868	+0.466	22.412	16.583	16.873							
8	11:40:26.337	56.118	+0.716	22.503	16.839	16.776							
9	11:41:21.739	55.402		22.111	16.520	16.771							
10	11:42:18.344	56.605	+1.203	22.847	16.799	16.959							

(730) Normunds STANEVICS													
1	11:33:48.584	1:02.606	+6.872	26.622	17.972	18.012							
2	11:34:45.446	56.862	+1.128	22.700	16.892	17.270							
3	11:35:43.727	58.281	+2.547	23.545	16.964	17.772							
4	11:36:41.028	57.301	+1.567	22.965	17.133	17.203							
5	11:37:37.367	56.339	+0.605	22.440	16.820	17.079							
6	11:38:34.005	56.638	+0.904	22.602	16.936	17.100							
7	11:39:30.682	56.677	+0.943	22.407	16.823	17.447							
8	11:40:26.920	56.238	+0.504	22.473	16.841	16.924							
9	11:41:23.580	56.660	+0.926	22.993	16.777	16.890							
10	11:42:19.314	55.734		22.218	16.643	16.873							

(652) Damien VUILLAUME													
1	11:33:45.238	59.665	+4.546	25.708	17.119	16.838							
2	11:34:40.534	55.296	+0.177	22.062	16.591	16.643							
3	11:35:36.980	56.446	+1.327	22.956	16.850	16.640							
4	11:36:32.640	55.660	+0.541	22.723	16.363	16.574							
5	11:37:27.759	55.119		21.955	16.361	16.803							

(746) Dennis KROES													
1	11:33:48.917	1:03.088	+7.460	27.182	17.994	17.912							
2	11:34:45.526	56.609	+0.981	22.911	16.902	16.796							
3	11:35:41.820	56.294	+0.666	22.356	16.969	16.969							
4	11:36:37.863	56.043	+0.415	22.597	16.609	16.837							
5	11:37:33.491	55.628		22.327	16.633	16.668							

(617) Luka KAMALI													
1	11:33:44.793	59.120	+3.778	25.538	16.863	16.719							
2	11:34:40.135	55.342		22.379	16.475	16.488							



Rotax Euro Challenge 2013 Genk / Belgium

Rotax DD2 Genk / Belgium 1,360 Km

RACE 6 Qualifying Heat 2 C-D **-NEW-** 2013-03-30 11:50


Race (10 Laps) started at 11:54:54

Pos	No.	Name	Nat.	Chassis	Race Team	Laps	Total Tm	Diff	Best Tm	In Lap	km/h	Points
1	603	Xen DE RUWE	BEL	Formula K	FK Racing Team AB Ltd	10	9:07.660		54.255	7	90,241	0
2	627	Shaun SLAVIN	GBR	Intrepid	Intrepid Driver Program	10	9:08.229	0.569	54.177	9	90,370	2
3	653	Sandro LUKOVIC	AUT	Intrepid	Intrepid Driver Program	10	9:08.540	0.880	54.164	10	90,392	3
4	631	Barrie PULLINGER	GBR	Alonso	Dan Holland Racing	10	9:10.389	2.729	54.187	8	90,354	4
5	645	Chris STERKEN	NLD	CRG	CRG Holland	10	9:12.042	4.382	54.343	6	90,094	5
6	650	Mario VENDLA	EST	Zanardi	AGS Racing	10	9:12.403	4.743	54.574	10	89,713	6
7	647	Alex BEGGI	ITA	Formula K	FK Racing Team AB Ltd	10	9:12.998	5.338	54.426	7	89,957	7
8	643	Pascal MARSCHALL	DEU	CRG	TAD Racing	10	9:13.308	5.648	54.597	7	89,675	8
9	642	Niklas OLSEN	DNK	Praga	Josh Hart Racing	10	9:14.003	6.343	54.430	8	89,950	9
10	660	Maxi FLEISCHMANN	DEU	Mach 1	Mach 1	10	9:15.632	7.972	54.594	8	89,680	10
11	616	Antti RAMMO	EST	Tonykart	Aix Racing Team	10	9:17.080	9.420	54.379	10	90,035	11
12	658	Janno THEUSSING	NLD	Gillard	PDB Racing	10	9:20.308	12.648	54.615	7	89,646	12
13	623	Marcel STEINERT	DEU	Tonykart	KSW Racing	10	9:21.427	13.767	54.977	10	89,055	13
14	633	Alexis COURSAULT	FRA	Birel	MGT	10	9:21.820	14.160	54.227	7	90,287	14
15	676	Luke VAN RENSBURG	ZAF	CRG	CRG Holland	10	9:22.254	14.594	54.634	8	89,615	15
16	622	Andreas BACKMAN	SWE	Tonykart	Strawberry Racing	10	9:23.147	15.487	54.343	8	90,094	16
17	655	Karel FRANSEN	BEL	Zanardi	Schepers Racing	10	9:23.322	15.662	54.919	9	89,149	17
18	609	Haralds GARKAKLIS	LVA	Gillard	MRG Racing	10	9:23.497	15.837	54.400	8	90,000	18
19	644	Sascha-Pio HAIDA	DEU	Birel	Haida Motorsport	10	9:26.294	18.634	54.579	7	89,705	19
20	611	ERWIN MONTFOORT	NLD	Gillard	Montfoort Motorsport	10	9:26.501	18.841	54.928	7	89,135	20
21	725	Igor MUKHIN	RUS	Intrepid	Intrepid Driver Program	10	9:28.636	20.976	54.642	8	89,601	21
22	732	Marc BERTEAUX	FRA	Birel	MGT	10	9:29.091	21.431	54.694	6	89,516	22
23	736	Maxim SHAPOSHNIKOV	RUS	Kosmic	TBA	10	9:34.967	27.307	56.409	7	86,795	23
24	624	Anna-Lisa DREYSPRING	DEU	CRG	TAD Racing	10	9:40.567	32.907	55.689	6	87,917	24
25	740	Mathias BAUMEISTER	DEU	Tonykart	KSW Racing	10	9:40.750	33.090	55.624	6	88,020	25
26	735	Chris GROEN	NLD	Kosmic	Team Kroes	9	8:35.997	1 Lap	54.869	7	89,231	26
27	621	MARTINS STEINERTS	LVA	MS Kart	MS Kart Racing Team					0	-	27

Announcements

These results are provisional until the conclusion of any judicial and technical matters
 Started: 27 Classified: 27 Not classified: 0
 No. 732 time penalty 10 sec. / reason unfair driving

Margin of Victory	Ø km/h	Best Lap Tm	km/h	Best Lap by
0.569	89,399	54.164	90,392	653 - Sandro LUKOVIC

Timekeeping Ingrid and Meik Wagner:  Clerk of the course Nigel Edwards: www.mylaps.com
 Steward (Chairman) Horst Seidel: Chief Scrutineer Paul Klaassen: Licensed to: Motorsport Events
 Printed: 2013-03-30 13:21:50 posted at: h



Rotax Euro Challenge 2013 Genk / Belgium

Rotax DD2 Genk / Belgium 1,360 Km

RACE 6 Qualifying Heat 2 C-D 2013-03-30 11:50

Race (10 Laps) started at 11:54:54

Lap	Time of Day	Lap Tm	Diff	S1 Tm	S2 Tm	S3 Tm	Lap	Time of Day	Lap Tm	Diff	S1 Tm	S2 Tm	S3 Tm
(603) Xen DE RUWE													
1	11:55:51.820	56.881	+2.626	23.298	16.801	16.782	5	11:59:33.177	54.758	+0.184	21.934	16.338	16.486
2	11:56:47.361	55.541	+1.286	22.211	16.642	16.688	6	12:00:27.834	54.657	+0.083	21.840	16.363	16.454
3	11:57:42.215	54.854	+0.599	21.997	16.339	16.518	7	12:01:23.057	55.223	+0.649	22.442	16.338	16.443
4	11:58:36.808	54.593	+0.338	21.801	16.320	16.472	8	12:02:18.088	55.031	+0.457	21.820	16.760	16.451
5	11:59:31.220	54.412	+0.157	21.750	16.221	16.441	9	12:03:12.768	54.680	+0.106	21.870	16.404	16.406
6	12:00:25.505	54.285	+0.030	21.716	16.196	16.373	10	12:04:07.342	54.574		21.820	16.287	16.467
7	12:01:19.760	54.255		21.665	16.204	16.386	(647) Alex BEGGI						
8	12:02:14.055	54.295	+0.040	21.652	16.200	16.443	1	11:55:53.618	57.900	+3.474	24.004	17.060	16.836
9	12:03:08.315	54.260	+0.005	21.721	16.192	16.347	2	11:56:49.253	55.635	+1.209	22.363	16.654	16.618
10	12:04:02.599	54.284	+0.029	21.660	16.258	16.366	3	11:57:45.374	56.121	+1.695	22.855	16.700	16.566
(627) Shaun SLAVIN													
1	11:55:52.299	57.153	+2.976	23.547	16.828	16.778	4	11:58:40.132	54.758	+0.332	21.940	16.451	16.367
2	11:56:47.566	55.267	+1.090	22.092	16.534	16.641	5	11:59:34.759	54.627	+0.201	21.910	16.334	16.383
3	11:57:42.463	54.897	+0.720	21.951	16.456	16.490	6	12:00:29.412	54.653	+0.227	21.879	16.307	16.467
4	11:58:37.161	54.698	+0.521	21.848	16.355	16.495	7	12:01:23.838	54.426		21.790	16.290	16.346
5	11:59:31.761	54.600	+0.423	21.849	16.282	16.469	8	12:02:18.481	54.643	+0.217	21.896	16.301	16.446
6	12:00:26.169	54.408	+0.231	21.709	16.237	16.462	9	12:03:13.330	54.849	+0.423	22.128	16.316	16.405
7	12:01:20.420	54.251	+0.074	21.628	16.226	16.397	10	12:04:07.937	54.607	+0.181	21.833	16.385	16.389
8	12:02:14.658	54.238	+0.061	21.639	16.212	16.387	(643) Pascal MARSCHALL						
9	12:03:08.835	54.177		21.615	16.164	16.398	1	11:55:53.430	57.961	+3.364	24.047	17.044	16.870
10	12:04:03.168	54.333	+0.156	21.738	16.219	16.376	2	11:56:48.953	55.523	+0.926	22.255	16.642	16.626
(653) Sandro LUKOVIC													
1	11:55:52.656	57.604	+3.440	23.569	17.132	16.903	3	11:57:43.976	55.023	+0.426	21.947	16.565	16.511
2	11:56:48.111	55.455	+1.291	22.219	16.580	16.656	4	11:58:39.006	55.030	+0.433	21.999	16.461	16.570
3	11:57:43.077	54.966	+0.802	21.997	16.405	16.564	5	11:59:34.538	55.532	+0.935	22.713	16.426	16.393
4	11:58:37.769	54.692	+0.528	21.808	16.390	16.494	6	12:00:29.182	54.644	+0.047	21.816	16.377	16.451
5	11:59:32.192	54.423	+0.259	21.716	16.307	16.400	7	12:01:23.779	54.597		21.814	16.330	16.453
6	12:00:26.614	54.422	+0.258	21.720	16.292	16.410	8	12:02:18.760	54.981	+0.384	22.233	16.316	16.432
7	12:01:20.781	54.167	+0.003	21.625	16.208	16.334	9	12:03:13.641	54.881	+0.284	22.144	16.360	16.377
8	12:02:15.147	54.366	+0.202	21.689	16.272	16.405	10	12:04:08.247	54.606	+0.009	21.844	16.356	16.406
9	12:03:09.315	54.168	+0.004	21.643	16.194	16.331	(642) Niklas OLSEN						
10	12:04:03.479	54.164		21.591	16.228	16.345	1	11:55:56.141	59.088	+4.658	24.353	17.639	17.096
(631) Barrie PULLINGER													
1	11:55:53.954	58.504	+4.317	24.603	16.981	16.920	2	11:56:51.739	55.598	+1.168	22.341	16.607	16.650
2	11:56:49.394	55.440	+1.253	22.287	16.559	16.594	3	11:57:46.974	55.235	+0.805	22.167	16.519	16.549
3	11:57:44.492	55.098	+0.911	22.286	16.362	16.450	4	11:58:41.792	54.818	+0.388	21.854	16.427	16.537
4	11:58:39.093	54.601	+0.414	21.944	16.260	16.397	5	11:59:36.491	54.699	+0.269	21.794	16.377	16.528
5	11:59:33.790	54.697	+0.510	22.010	16.267	16.420	6	12:00:31.028	54.537	+0.107	21.801	16.280	16.456
6	12:00:27.992	54.202	+0.015	21.681	16.143	16.378	7	12:01:25.533	54.505	+0.075	21.701	16.364	16.440
7	12:01:22.492	54.500	+0.313	21.913	16.180	16.407	8	12:02:19.963	54.430		21.671	16.356	16.403
8	12:02:16.679	54.187		21.653	16.162	16.372	9	12:03:14.483	54.520	+0.090	21.719	16.356	16.445
9	12:03:10.899	54.220	+0.033	21.708	16.134	16.378	10	12:04:08.942	54.459	+0.029	21.742	16.326	16.391
10	12:04:05.328	54.429	+0.242	21.678	16.247	16.504	(660) Maxi FLEISCHMANN						
(645) Chris STERKEN													
1	11:55:54.251	58.284	+3.941	24.309	17.181	16.794	1	11:55:55.485	58.725	+4.131	24.190	17.480	17.055
2	11:56:49.679	55.428	+1.085	22.145	16.661	16.622	2	11:56:51.457	55.972	+1.378	22.517	16.679	16.776
3	11:57:44.819	55.140	+0.797	22.113	16.478	16.549	3	11:57:47.461	56.004	+1.410	22.719	16.596	16.689
4	11:58:39.498	54.679	+0.336	21.746	16.433	16.500	4	11:58:42.529	55.068	+0.474	21.950	16.503	16.615
5	11:59:34.320	54.822	+0.479	22.061	16.320	16.441	5	11:59:37.272	54.743	+0.149	21.950	16.314	16.479
6	12:00:28.663	54.343		21.673	16.252	16.418	6	12:00:32.092	54.820	+0.226	21.952	16.366	16.502
7	12:01:23.220	54.557	+0.214	21.890	16.295	16.372	7	12:01:26.711	54.619	+0.025	21.770	16.310	16.539
8	12:02:17.708	54.488	+0.145	21.720	16.343	16.425	8	12:02:21.305	54.594		21.797	16.309	16.488
9	12:03:12.277	54.569	+0.226	21.784	16.281	16.504	9	12:03:15.966	54.661	+0.067	21.850	16.271	16.540
10	12:04:06.981	54.704	+0.361	21.970	16.311	16.423	10	12:04:10.571	54.605	+0.011	21.771	16.271	16.563
(650) Mario VENDLA													
1	11:55:52.817	57.430	+2.856	23.621	16.945	16.864	(616) Antti RAMMO						
2	11:56:48.431	55.614	+1.040	22.279	16.670	16.665	1	11:55:58.801	1:03.216	+8.837	28.784	17.306	17.126
3	11:57:43.502	55.071	+0.497	22.070	16.436	16.565	2	11:56:54.434	55.633	+1.254	22.662	16.515	16.456
4	11:58:38.419	54.917	+0.343	21.956	16.444	16.517	3	11:57:49.355	54.921	+0.542	21.851	16.670	16.400
							4	11:58:44.611	55.256	+0.877	22.411	16.390	16.455
							5	11:59:39.284	54.673	+0.294	22.049	16.286	16.338
							6	12:00:33.866	54.582	+0.203	21.890	16.326	16.366
							7	12:01:28.731	54.865	+0.486	22.081	16.274	16.510
							8	12:02:23.179	54.448	+0.069	21.857	16.240	16.351
							9	12:03:17.640	54.461	+0.082	21.798	16.263	16.400
							10	12:04:12.019	54.379		21.750	16.263	16.366



Rotax Euro Challenge 2013 Genk / Belgium

Rotax DD2 Genk / Belgium 1,360 Km

RACE 6 Qualifying Heat 2 C-D 2013-03-30 11:50

Race (10 Laps) started at 11:54:54

Lap	Time of Day	Lap Tm	Diff	S1 Tm	S2 Tm	S3 Tm	Lap	Time of Day	Lap Tm	Diff	S1 Tm	S2 Tm	S3 Tm
(732) Marc BERTEAUX							5	11:59:45.173	55.221	+0.878	22.085	16.759	16.377
1	11:55:57.172	1:00.266	+5.572	24.963	17.642	17.661	6	12:00:39.977	54.804	+0.461	21.932	16.438	16.434
2	11:56:52.939	55.767	+1.073	22.396	16.594	16.777	7	12:01:34.515	54.538	+0.195	21.862	16.304	16.372
3	11:57:48.738	55.799	+1.105	22.410	16.691	16.698	8	12:02:28.858	54.343	21.640	16.325	16.378	16.378
4	11:58:43.894	55.156	+0.462	22.015	16.501	16.640	9	12:03:23.359	54.501	+0.158	21.659	16.389	16.453
5	11:59:39.044	55.150	+0.456	22.044	16.533	16.573	10	12:04:18.086	54.727	+0.384	21.783	16.363	16.581
6	12:00:33.738	54.694		21.861	16.402	16.431	(655) Karel FRANSEN						
7	12:01:29.014	55.276	+0.582	22.498	16.318	16.460	1	11:55:59.266	1:01.976	+7.057	26.287	17.974	17.715
8	12:02:23.932	54.918	+0.224	21.926	16.478	16.514	2	11:56:55.465	56.199	+1.280	22.562	16.844	16.793
9	12:03:18.700	54.768	+0.074	21.794	16.261	16.713	3	11:57:51.061	55.596	+0.677	22.145	16.583	16.868
10	12:04:14.030	55.330	+0.636	22.161	16.458	16.711	4	11:58:47.678	56.617	+1.698	22.377	17.376	16.864
(658) Janno THEUSSING							5	11:59:42.676	54.998	+0.079	21.973	16.481	16.544
1	11:55:59.051	1:02.832	+8.217	28.109	17.609	17.114	6	12:00:37.606	54.930	+0.011	21.829	16.407	16.694
2	11:56:55.146	56.095	+1.480	22.685	16.699	16.711	7	12:01:32.728	55.122	+0.203	22.118	16.456	16.548
3	11:57:50.834	55.688	+1.073	22.087	16.630	16.971	8	12:02:28.194	55.466	+0.547	21.967	16.937	16.562
4	11:58:46.848	56.014	+1.399	22.208	17.290	16.516	9	12:03:23.113	54.919		21.914	16.437	16.568
5	11:59:41.807	54.959	+0.344	22.009	16.488	16.462	10	12:04:18.261	55.148	+0.229	21.907	16.396	16.845
6	12:00:36.536	54.729	+0.114	21.902	16.407	16.420	(609) Haralds GARKAKLIS						
7	12:01:31.151	54.615		21.859	16.302	16.454	1	11:56:05.385	1:09.436	+15.036	35.322	17.209	16.905
8	12:02:25.768	54.617	+0.002	21.966	16.293	16.358	2	11:57:00.715	55.330	+0.930	22.322	16.454	16.554
9	12:03:20.607	54.839	+0.224	21.915	16.461	16.463	3	11:57:55.452	54.737	+0.337	21.999	16.293	16.445
10	12:04:15.247	54.640	+0.025	21.871	16.351	16.418	4	11:58:50.251	54.799	+0.399	21.883	16.322	16.594
(623) Marcel STEINERT							5	11:59:44.936	54.685	+0.285	21.839	16.456	16.390
1	11:55:57.295	1:00.588	+5.611	25.566	17.526	17.496	6	12:00:39.886	54.950	+0.550	22.040	16.438	16.472
2	11:56:53.458	56.163	+1.186	22.768	16.692	16.703	7	12:01:34.797	54.911	+0.511	22.200	16.279	16.432
3	11:57:49.145	55.687	+0.710	22.285	16.541	16.861	8	12:02:29.197	54.400	21.816	16.222	16.362	16.464
4	11:58:45.293	56.148	+1.171	22.889	16.649	16.649	9	12:03:23.876	54.679	+0.279	21.841	16.374	16.464
5	11:59:40.473	55.180	+0.203	22.125	16.517	16.538	10	12:04:18.436	54.560	+0.160	21.926	16.252	16.382
6	12:00:35.604	55.131	+0.154	22.171	16.455	16.505	(644) Sascha-Pio HAIDA						
7	12:01:30.918	55.314	+0.337	21.862	16.467	16.985	1	11:56:05.325	1:09.217	+14.638	24.103	27.424	17.690
8	12:02:26.197	55.279	+0.302	22.332	16.413	16.534	2	11:57:01.845	56.520	+1.941	22.782	16.779	16.959
9	12:03:21.389	55.192	+0.215	22.131	16.520	16.541	3	11:57:57.232	55.387	+0.808	22.202	16.489	16.696
10	12:04:16.366	54.977		22.041	16.409	16.527	4	11:58:52.246	55.014	+0.435	22.052	16.457	16.505
(633) Alexis COURSAULT							5	11:59:47.213	54.967	+0.388	21.928	16.410	16.629
1	11:56:03.877	1:07.594	+13.367	24.237	26.136	17.221	6	12:00:42.341	55.128	+0.549	22.202	16.370	16.556
2	11:56:59.255	55.378	+1.151	22.226	16.573	16.579	7	12:01:36.920	54.579		21.825	16.308	16.446
3	11:57:54.018	54.763	+0.536	21.942	16.427	16.427	8	12:02:31.716	54.796	+0.217	21.897	16.316	16.583
4	11:58:49.670	55.652	+1.425	22.010	16.971	16.671	9	12:03:26.362	54.646	+0.067	21.823	16.378	16.445
5	11:59:44.425	54.755	+0.528	21.920	16.309	16.526	10	12:04:21.233	54.871	+0.292	21.914	16.445	16.512
6	12:00:39.053	54.628	+0.401	21.994	16.243	16.391	(611) ERWIN MONTFOORT						
7	12:01:33.280	54.227		21.656	16.205	16.366	1	11:56:02.095	1:06.035	+11.107	31.632	17.295	17.108
8	12:02:27.900	54.620	+0.393	21.755	16.432	16.433	2	11:56:57.941	55.846	+0.918	22.499	16.600	16.747
9	12:03:22.321	54.421	+0.194	21.609	16.468	16.344	3	11:57:53.384	55.443	+0.515	22.300	16.462	16.681
10	12:04:16.759	54.438	+0.211	21.691	16.431	16.316	4	11:58:49.181	55.797	+0.869	22.501	16.629	16.667
(676) Luke VAN RENSBURG							5	11:59:44.215	55.034	+0.106	22.050	16.340	16.644
1	11:55:57.422	1:00.683	+6.049	25.782	17.513	17.388	6	12:00:40.513	56.298	+1.370	22.560	17.006	16.732
2	11:56:54.007	56.585	+1.951	23.114	16.732	16.739	7	12:01:35.441	54.928		21.978	16.340	16.610
3	11:57:51.771	57.764	+3.130	22.176	17.256	18.332	8	12:02:30.580	55.139	+0.211	22.107	16.456	16.576
4	11:58:47.488	55.717	+1.083	22.130	16.843	16.744	9	12:03:25.972	55.392	+0.464	22.044	16.636	16.712
5	11:59:42.372	54.884	+0.250	21.897	16.328	16.659	10	12:04:21.440	55.468	+0.540	22.542	16.409	16.517
6	12:00:37.547	55.175	+0.541	21.919	16.402	16.854	(725) Igor MUKHIN						
7	12:01:32.232	54.685	+0.051	21.915	16.322	16.448	1	11:55:57.611	1:01.352	+6.710	26.795	17.489	17.068
8	12:02:26.866	54.634		21.840	16.379	16.415	2	11:56:54.169	56.558	+1.916	23.232	16.683	16.643
9	12:03:21.891	55.025	+0.391	21.986	16.486	16.553	3	11:57:50.891	56.722	+2.080	22.546	16.853	17.323
10	12:04:17.193	55.302	+0.668	21.924	16.817	16.561	4	11:58:46.256	55.365	+0.723	22.236	16.631	16.498
(622) Andreas BACKMAN							5	11:59:41.228	54.972	+0.330	22.020	16.435	16.517
1	11:56:04.112	1:08.279	+13.936	32.685	18.461	17.133	6	12:00:35.998	54.770	+0.128	21.981	16.353	16.436
2	11:56:59.527	55.415	+1.072	22.252	16.549	16.614	7	12:01:30.726	54.728	+0.086	21.752	16.297	16.679
3	11:57:54.228	54.701	+0.358	21.925	16.305	16.471	8	12:02:25.368	54.642		21.773	16.418	16.451
4	11:58:49.952	55.724	+1.381	22.011	16.829	16.884	9	12:03:28.250	1:02.882	+8.240	21.917	23.723	17.242
							10	12:04:23.575	55.325	+0.683	22.225	16.513	16.587



Rotax Euro Challenge 2013 Genk / Belgium

Rotax DD2

Genk / Belgium 1,360 Km

RACE 6 Qualifying Heat 2 C-D

2013-03-30 11:50

Race (10 Laps) started at 11:54:54

Lap	Time of Day	Lap Tm	Diff	S1 Tm	S2 Tm	S3 Tm	Lap	Time of Day	Lap Tm	Diff	S1 Tm	S2 Tm	S3 Tm
(736) Maxim SHAPOSHNIKOV													
1	11:55:58.440	1:01.561	+5.152	26.043	18.125	17.393							
2	11:56:56.162	57.722	+1.313	23.391	17.378	16.953							
3	11:57:53.006	56.844	+0.435	22.690	16.867	17.287							
4	11:58:50.537	57.531	+1.122	23.527	16.913	17.091							
5	11:59:47.054	56.517	+0.108	22.713	16.891	16.913							
6	12:00:43.553	56.499	+0.090	22.760	16.780	16.959							
7	12:01:39.962	56.409		22.628	16.750	17.031							
8	12:02:36.403	56.441	+0.032	22.722	16.757	16.962							
9	12:03:33.037	56.634	+0.225	22.682	16.910	17.042							
10	12:04:29.906	56.869	+0.460	22.767	16.970	17.132							

(624) Anna-Lisa DREYSPRING													
1	11:56:10.404	1:13.912	+18.223	25.267	17.531	31.114							
2	11:57:07.888	57.484	+1.795	23.423	17.067	16.994							
3	11:58:03.845	55.957	+0.268	22.474	16.643	16.840							
4	11:58:59.738	55.893	+0.204	22.068	16.927	16.898							
5	11:59:56.276	56.538	+0.849	23.014	16.647	16.877							
6	12:00:51.965	55.689		22.196	16.611	16.882							
7	12:01:47.683	55.718	+0.029	22.231	16.631	16.856							
8	12:02:43.470	55.787	+0.098	22.355	16.532	16.900							
9	12:03:39.310	55.840	+0.151	22.396	16.544	16.900							
10	12:04:35.506	56.196	+0.507	22.455	16.674	17.067							

(740) Mathias BAUMEISTER													
1	11:56:10.320	1:13.099	+17.475	26.174	28.645	18.280							
2	11:57:07.122	56.802	+1.178	22.942	16.867	16.993							
3	11:58:03.289	56.167	+0.543	22.454	16.686	17.027							
4	11:58:59.608	56.319	+0.695	22.352	17.040	16.927							
5	11:59:56.516	56.908	+1.284	23.364	16.617	16.927							
6	12:00:52.140	55.624		22.246	16.483	16.895							
7	12:01:47.856	55.716	+0.092	22.168	16.696	16.852							
8	12:02:43.578	55.722	+0.098	22.451	16.573	16.698							
9	12:03:39.544	55.966	+0.342	22.508	16.659	16.799							
10	12:04:35.689	56.145	+0.521	22.366	16.793	16.986							

(735) Chris GROEN													
1	11:55:56.047	59.548	+4.679	24.787	17.651	17.110							
2	11:56:52.726	56.679	+1.810	23.081	16.824	16.774							
3	11:57:49.072	56.346	+1.477	22.327	16.779	17.240							
4	11:58:44.507	55.435	+0.566	22.256	16.601	16.578							
5	11:59:40.240	55.733	+0.864	22.610	16.565	16.558							
6	12:00:35.222	54.982	+0.113	21.984	16.480	16.518							
7	12:01:30.091	54.869		21.991	16.382	16.496							
8	12:02:24.998	54.907	+0.038	21.988	16.392	16.527							
9	12:03:30.936	1:05.938	+11.069	22.064	26.189	17.685							



Rotax Euro Challenge 2013 Genk / Belgium

Rotax DD2

Genk / Belgium 1,360 Km

RACE 13 Qualifying Heat 3 B-C

2013-03-30 14:40

Race (10 Laps) started at 14:42:58

Pos	No.	Name	Nat.	Chassis	Race Team	Laps	Total Tm	Diff	Best Tm	In Lap	km/h	Points
1	603	Xen DE RUWE	BEL	Formula K	FK Racing Team AB Ltd	10	9:06.798		54.062	4	90,563	0
2	606	Lucas ORROCK	GBR	Kosmic	Team Orrök	10	9:07.300	0.502	54.073	7	90,544	2
3	601	Mathias DETIGE	BEL	MS Kart	Bouvin Power	10	9:07.374	0.576	54.075	7	90,541	3
4	629	Ferenc KANCSAR	HUN	Birel	KMS Europe	10	9:07.529	0.731	54.055	7	90,574	4
5	631	Barrie PULLINGER	GBR	Alonso	Dan Holland Racing	10	9:07.768	0.970	54.076	7	90,539	5
6	608	Kevin LUDI	CHE	Birel	Spirit Racing	10	9:08.263	1.465	54.190	5	90,349	6
7	645	Chris STERKEN	NLD	CRG	CRG Holland	10	9:10.176	3.378	54.086	7	90,523	7
8	622	Andreas BACKMAN	SWE	Tonykart	Strawberry Racing	10	9:10.325	3.527	53.990	7	90,683	8
9	616	Antti RAMMO	EST	Tonykart	Aix Racing Team	10	9:10.691	3.893	54.148	7	90,419	9
10	617	Luka KAMALI	DEU	CRG	TAD Racing	10	9:11.481	4.683	54.333	6	90,111	10
11	633	Alexis COURSAULT	FRA	Birel	MGT	10	9:15.845	9.047	54.158	7	90,402	11
12	649	Alexander ZENKIN	RUS	Intrepid	Intrepid Driver Program	10	9:16.385	9.587	54.595	6	89,679	12
13	659	Giel BRONDER	NLD	Gillard	PDB Racing	10	9:17.434	10.636	54.704	5	89,500	13
14	644	Sascha-Pio HAIDA	DEU	Birel	Haida Motorsport	10	9:17.568	10.770	54.372	6	90,046	14
15	639	Maxime GRAVOUILLE	FRA	Sodi	Kart Pro Racing	10	9:18.206	11.408	54.270	8	90,216	15
16	621	MARTINS STEINERTS	LVA	MS Kart	MS Kart Racing Team	10	9:24.824	18.026	54.738	5	89,444	16
17	746	Dennis KROES	NLD	Tonykart	Team Kroes	10	9:25.165	18.367	55.235	8	88,639	17
18	626	Andrey STEPANOV	RUS	Intrepid	Intrepid Driver Program	10	9:25.200	18.402	54.916	6	89,154	18
19	719	Florent LAMBERT	GBR	Tonykart	Tatum Racing	10	9:25.390	18.592	55.147	8	88,781	19
20	623	Marcel STEINERT	DEU	Tonykart	KSW Racing	10	9:25.390	18.592	54.717	6	89,479	20
21	748	Mikko LAINE	FIN	Formula K	Mikko Laine	10	9:25.454	18.656	54.936	6	89,122	21
22	740	Mathias BAUMEISTER	DEU	Tonykart	KSW Racing	10	9:25.743	18.945	55.330	7	88,487	22
23	735	Chris GROEN	NLD	Kosmic	Team Kroes	10	9:34.007	27.209	55.196	8	88,702	23
24	736	Maxim SHAPOSHNIKOV	RUS	Kosmic	TBA	10	9:39.145	32.347	56.310	6	86,947	24
25	658	Janno THEUSSING	NLD	Gillard	PDB Racing	10	9:55.963	49.165	54.921	5	89,146	25
26	651	Andreas STIEHR	DEU	Intrepid	KSW Racing	9	8:32.431	1 Lap	54.833	6	89,289	26
27	730	Normunds STANEVICS	LVA	Gillard	MRG Racing		1.676	10 Laps		0	-	27
28	655	Karel FRANSEN	BEL	Zanardi	Schepers Racing		2.409	10 Laps		0	-	28

Announcements

These results are provisional until the conclusion of any judicial and technical matters

Started: 28 Classified: 28 Not classified: 0

Margin of Victory	Ø km/h	Best Lap Tm	km/h	Best Lap by
0.502	89,539	53.990	90,683	622 - Andreas BACKMAN

Official Timing www.camp-company.de / www.motorsport-events.se

Orbits

Timekeeping Ingrid and Meik Wagner:

Clerk of the course Nigel Edwards:

www.mylaps.com

Steward (Chairman) Horst Seidel:

Chief Scrutineer Paul Klaassen:

Licensed to: Motorsport Events

Printed: 2013-03-30 14:53:47

posted at:

h



Rotax Euro Challenge 2013 Genk / Belgium

Rotax DD2 Genk / Belgium 1,360 Km

RACE 13 Qualifying Heat 3 B-C 2013-03-30 14:40

Race (10 Laps) started at 14:42:58

Lap	Time of Day	Lap Tm	Diff	S1 Tm	S2 Tm	S3 Tm	Lap	Time of Day	Lap Tm	Diff	S1 Tm	S2 Tm	S3 Tm
(603) Xen DE RUWE							5	14:47:34.379	54.190		21.688	16.182	16.320
1	14:43:55.436	56.892	+2.830	23.396	16.653	16.843	6	14:48:28.603	54.224	+0.034	21.641	16.240	16.343
2	14:44:50.281	54.845	+0.783	22.142	16.348	16.355	7	14:49:22.825	54.222	+0.032	21.671	16.199	16.352
3	14:45:44.541	54.260	+0.198	21.745	16.246	16.269	8	14:50:17.310	54.485	+0.295	21.661	16.248	16.576
4	14:46:38.603	54.062		21.640	16.188	16.234	9	14:51:12.308	54.998	+0.808	22.362	16.285	16.351
5	14:47:32.666	54.063	+0.001	21.537	16.189	16.337	10	14:52:06.569	54.261	+0.071	21.666	16.214	16.381
6	14:48:27.029	54.363	+0.301	21.768	16.227	16.368	(645) Chris STERKEN						
7	14:49:21.246	54.217	+0.155	21.582	16.278	16.357	1	14:43:57.963	58.499	+4.413	24.866	16.926	16.707
8	14:50:16.411	55.165	+1.103	22.145	16.646	16.374	2	14:44:53.762	55.799	+1.713	21.981	17.249	16.569
9	14:51:10.724	54.313	+0.251	21.744	16.209	16.360	3	14:45:48.591	54.829	+0.743	21.864	16.559	16.406
10	14:52:05.104	54.380	+0.318	21.780	16.247	16.353	4	14:46:42.958	54.367	+0.281	21.827	16.242	16.298
(606) Lucas ORROCK							5	14:47:37.112	54.154	+0.068	21.605	16.246	16.303
1	14:43:55.714	56.789	+2.716	23.389	16.749	16.651	6	14:48:31.321	54.209	+0.123	21.577	16.284	16.348
2	14:44:50.804	55.090	+1.017	22.103	16.546	16.441	7	14:49:25.407	54.086		21.585	16.213	16.288
3	14:45:45.205	54.401	+0.328	21.700	16.307	16.394	8	14:50:19.562	54.155	+0.069	21.612	16.174	16.369
4	14:46:39.519	54.314	+0.241	21.714	16.254	16.346	9	14:51:13.759	54.197	+0.111	21.621	16.262	16.314
5	14:47:33.676	54.157	+0.084	21.554	16.260	16.343	10	14:52:08.482	54.723	+0.637	22.039	16.242	16.442
6	14:48:27.908	54.232	+0.159	21.608	16.318	16.306	(622) Andreas BACKMAN						
7	14:49:21.981	54.073		21.559	16.226	16.288	1	14:43:57.539	58.239	+4.249	24.397	16.766	17.076
8	14:50:16.846	54.865	+0.792	21.627	16.707	16.531	2	14:44:53.059	55.520	+1.530	21.998	16.756	16.766
9	14:51:11.022	54.176	+0.103	21.620	16.189	16.367	3	14:45:48.754	55.695	+1.705	22.102	17.139	16.454
10	14:52:05.606	54.584	+0.511	21.712	16.294	16.578	4	14:46:43.222	54.468	+0.478	21.888	16.215	16.365
(601) Mathias DETIGE							5	14:47:37.272	54.050	+0.060	21.572	16.131	16.347
1	14:43:55.479	57.100	+3.025	23.391	16.758	16.951	6	14:48:31.523	54.251	+0.261	21.649	16.260	16.342
2	14:44:51.164	55.685	+1.610	22.265	16.885	16.535	7	14:49:25.513	53.990		21.596	16.109	16.285
3	14:45:45.580	54.416	+0.341	21.799	16.261	16.356	8	14:50:19.753	54.240	+0.250	21.720	16.198	16.322
4	14:46:39.754	54.174	+0.099	21.645	16.261	16.268	9	14:51:14.162	54.409	+0.419	21.654	16.366	16.389
5	14:47:33.866	54.112	+0.037	21.568	16.205	16.339	10	14:52:08.631	54.469	+0.479	21.723	16.344	16.402
6	14:48:28.086	54.220	+0.145	21.529	16.308	16.383	(616) Antti RAMMO						
7	14:49:22.161	54.075		21.501	16.192	16.382	1	14:43:57.745	58.674	+4.526	25.068	16.762	16.844
8	14:50:17.055	54.894	+0.819	21.627	16.673	16.594	2	14:44:52.925	55.180	+1.032	22.072	16.575	16.533
9	14:51:11.208	54.153	+0.078	21.668	16.162	16.323	3	14:45:48.039	55.114	+0.966	22.056	16.657	16.401
10	14:52:05.680	54.472	+0.397	21.658	16.279	16.535	4	14:46:42.334	54.295	+0.147	21.721	16.251	16.323
(629) Ferenc KANCSAR							5	14:47:36.595	54.261	+0.113	21.742	16.214	16.305
1	14:43:54.522	56.216	+2.161	23.066	16.573	16.577	6	14:48:30.788	54.193	+0.045	21.649	16.232	16.312
2	14:44:49.416	54.894	+0.839	22.008	16.413	16.473	7	14:49:24.936	54.148		21.719	16.159	16.270
3	14:45:43.878	54.462	+0.407	21.856	16.224	16.382	8	14:50:19.192	54.256	+0.108	21.774	16.203	16.279
4	14:46:38.263	54.385	+0.330	21.735	16.268	16.382	9	14:51:13.571	54.379	+0.231	21.775	16.309	16.295
5	14:47:32.737	54.474	+0.419	21.609	16.241	16.624	10	14:52:08.997	55.426	+1.278	22.657	16.320	16.449
6	14:48:27.271	54.534	+0.479	21.939	16.280	16.315	(617) Luka KAMALI						
7	14:49:21.326	54.055		21.631	16.210	16.214	1	14:43:56.086	57.043	+2.710	23.605	16.743	16.695
8	14:50:17.222	55.896	+1.841	22.013	16.921	16.962	2	14:44:52.374	56.288	+1.955	22.057	16.687	17.544
9	14:51:11.481	54.259	+0.204	21.734	16.202	16.323	3	14:45:47.091	54.717	+0.384	22.059	16.207	16.451
10	14:52:05.835	54.354	+0.299	21.624	16.282	16.448	4	14:46:41.445	54.354	+0.021	21.732	16.271	16.351
(631) Barrie PULLINGER							5	14:47:35.794	54.349	+0.016	21.722	16.195	16.432
1	14:43:56.412	57.614	+3.538	24.209	16.754	16.651	6	14:48:30.127	54.333		21.733	16.157	16.443
2	14:44:52.100	55.688	+1.612	22.238	16.405	17.045	7	14:49:24.511	54.384	+0.051	21.772	16.271	16.341
3	14:45:46.641	54.541	+0.465	21.907	16.268	16.366	8	14:50:18.967	54.456	+0.123	21.820	16.245	16.391
4	14:46:40.975	54.334	+0.258	21.870	16.164	16.300	9	14:51:13.428	54.461	+0.128	21.864	16.154	16.443
5	14:47:35.107	54.132	+0.056	21.614	16.148	16.370	10	14:52:09.787	56.359	+2.026	23.258	16.661	16.440
6	14:48:29.227	54.120	+0.044	21.630	16.153	16.337	(633) Alexis COURSAULT						
7	14:49:23.303	54.076		21.667	16.142	16.267	1	14:43:59.806	59.943	+5.785	25.802	17.415	16.726
8	14:50:17.493	54.190	+0.114	21.630	16.222	16.338	2	14:44:55.714	55.908	+1.750	22.011	17.326	16.571
9	14:51:11.885	54.392	+0.316	21.920	16.184	16.288	3	14:45:52.214	56.500	+2.342	23.299	16.725	16.476
10	14:52:06.074	54.189	+0.113	21.718	16.167	16.304	4	14:46:46.803	54.589	+0.431	21.761	16.475	16.353
(608) Kevin LUDI							5	14:47:41.025	54.222	+0.064	21.600	16.263	16.359
1	14:43:55.705	56.943	+2.753	23.306	16.763	16.874	6	14:48:35.298	54.273	+0.115	21.663	16.279	16.331
2	14:44:51.467	55.762	+1.572	22.635	16.538	16.589	7	14:49:29.456	54.158		21.628	16.151	16.379
3	14:45:45.914	54.447	+0.257	21.761	16.294	16.392	8	14:50:24.726	55.270	+1.112	22.078	16.345	16.847
4	14:46:40.189	54.275	+0.085	21.696	16.201	16.378	9	14:51:19.747	55.021	+0.863	22.197	16.383	16.441
							10	14:52:14.151	54.404	+0.246	21.696	16.287	16.421



Rotax Euro Challenge 2013 Genk / Belgium

Rotax DD2 Genk / Belgium 1,360 Km

RACE 13 Qualifying Heat 3 B-C 2013-03-30 14:40

Race (10 Laps) started at 14:42:58

Lap	Time of Day	Lap Tm	Diff	S1 Tm	S2 Tm	S3 Tm	Lap	Time of Day	Lap Tm	Diff	S1 Tm	S2 Tm	S3 Tm
(649) Alexander ZENKIN							5	14:47:43.289	55.967	+0.732	22.396	16.786	16.785
1	14:43:56.902	57.635	+3.040	23.920	16.865	16.850	6	14:48:39.227	55.938	+0.703	22.239	17.012	16.687
2	14:44:52.440	55.538	+0.943	22.200	16.707	16.631	7	14:49:35.300	56.073	+0.838	22.636	16.745	16.692
3	14:45:48.463	56.023	+1.428	22.486	17.013	16.524	8	14:50:30.535	55.235		22.119	16.491	16.625
4	14:46:44.669	56.206	+1.611	23.278	16.447	16.481	9	14:51:26.358	55.823	+0.588	22.210	17.074	16.539
5	14:47:39.268	54.599	+0.004	21.830	16.339	16.430	10	14:52:23.471	57.113	+1.878	22.375	16.982	17.756
6	14:48:33.863	54.595		21.728	16.366	16.501	(626) Andrey STEPANOV						
7	14:49:29.008	55.145	+0.550	22.142	16.483	16.520	1	14:44:02.673	1:02.583	+7.667	26.531	19.083	16.969
8	14:50:24.847	55.839	+1.244	22.760	16.475	16.604	2	14:44:58.412	55.739	+0.823	22.621	16.556	16.562
9	14:51:20.010	55.163	+0.568	22.189	16.507	16.467	3	14:45:54.127	55.715	+0.799	22.165	16.618	16.932
10	14:52:14.691	54.681	+0.086	21.820	16.348	16.513	4	14:46:50.702	56.575	+1.659	22.579	17.008	16.988
(659) Giel BRONDER							5	14:47:45.860	55.158	+0.242	22.078	16.619	16.461
1	14:43:58.338	58.934	+4.230	24.869	17.287	16.778	6	14:48:40.776	54.916		22.112	16.361	16.443
2	14:44:53.981	55.643	+0.939	22.147	16.798	16.698	7	14:49:36.009	55.233	+0.317	21.819	16.559	16.855
3	14:45:49.109	55.128	+0.424	22.016	16.511	16.601	8	14:50:31.428	55.419	+0.503	22.475	16.470	16.474
4	14:46:44.120	55.011	+0.307	22.156	16.298	16.557	9	14:51:26.852	55.424	+0.508	21.967	16.971	16.486
5	14:47:38.824	54.704		21.882	16.343	16.479	10	14:52:23.506	56.654	+1.738	22.255	16.978	17.421
6	14:48:33.642	54.818	+0.114	21.816	16.384	16.618	(719) Florent LAMBERT						
7	14:49:28.438	54.796	+0.092	21.863	16.350	16.583	1	14:43:57.198	58.032	+2.885	24.310	16.909	16.813
8	14:50:24.824	56.386	+1.682	22.615	16.493	17.278	2	14:44:56.238	59.040	+3.893	22.266	19.601	17.173
9	14:51:20.579	55.755	+1.051	22.441	16.660	16.654	3	14:45:52.388	56.150	+1.003	22.731	16.985	16.434
10	14:52:15.740	55.161	+0.457	22.049	16.493	16.619	4	14:46:47.568	55.180	+0.033	21.876	16.832	16.472
(644) Sascha-Pio HAIDA							5	14:47:43.462	55.894	+0.747	22.071	17.275	16.548
1	14:43:58.921	59.200	+4.828	24.893	17.246	17.061	6	14:48:39.897	56.435	+1.288	22.312	16.932	17.191
2	14:44:55.228	56.307	+1.935	22.688	16.931	16.688	7	14:49:35.631	55.734	+0.587	22.108	16.720	16.906
3	14:45:50.413	55.185	+0.813	22.028	16.550	16.607	8	14:50:30.778	55.147		22.141	16.528	16.478
4	14:46:45.323	54.910	+0.538	21.981	16.409	16.520	9	14:51:26.461	55.683	+0.536	22.214	17.013	16.456
5	14:47:39.770	54.447	+0.075	21.752	16.318	16.377	10	14:52:23.696	57.235	+2.088	22.496	17.041	17.698
6	14:48:34.142	54.372		21.699	16.300	16.373	(623) Marcel STEINERT						
7	14:49:28.692	54.550	+0.178	21.797	16.312	16.441	1	14:44:01.374	1:01.102	+6.385	25.472	18.735	16.895
8	14:50:24.658	55.966	+1.594	22.210	16.496	17.260	2	14:44:57.570	56.196	+1.479	22.991	16.630	16.575
9	14:51:21.100	56.442	+2.070	22.600	16.797	17.045	3	14:45:53.835	56.265	+1.548	22.279	16.846	17.140
10	14:52:15.874	54.774	+0.402	21.921	16.360	16.493	4	14:46:50.406	56.571	+1.854	22.378	17.271	16.922
(639) Maxime GRAVOUILLE							5	14:47:45.706	55.300	+0.583	22.162	16.592	16.546
1	14:44:01.465	1:01.028	+6.758	25.993	18.242	16.793	6	14:48:40.423	54.717		21.901	16.378	16.438
2	14:44:57.003	55.538	+1.268	22.486	16.467	16.585	7	14:49:36.173	55.750	+1.033	22.028	16.592	17.130
3	14:45:53.074	56.071	+1.801	22.486	16.972	16.613	8	14:50:32.215	56.042	+1.325	22.498	16.674	16.870
4	14:46:48.063	54.989	+0.719	22.018	16.510	16.461	9	14:51:27.264	55.049	+0.332	22.028	16.399	16.622
5	14:47:43.407	55.344	+1.074	21.773	16.869	16.702	10	14:52:23.696	56.432	+1.715	22.024	17.000	17.408
6	14:48:38.893	55.486	+1.216	22.187	16.756	16.543	(748) Mikko LAINE						
7	14:49:33.399	54.506	+0.236	21.835	16.253	16.418	1	14:44:02.346	1:02.173	+7.237	26.497	18.518	17.158
8	14:50:27.669	54.270		21.684	16.217	16.369	2	14:44:57.852	55.506	+0.570	22.432	16.488	16.586
9	14:51:22.142	54.473	+0.203	21.771	16.326	16.376	3	14:45:53.690	55.838	+0.902	22.197	16.715	16.926
10	14:52:16.512	54.370	+0.100	21.692	16.266	16.412	4	14:46:50.764	57.074	+2.138	22.765	17.147	17.162
(621) MARTINS STEINERTS							5	14:47:46.290	55.526	+0.590	22.147	16.770	16.609
1	14:44:02.560	1:01.860	+7.122	26.082	18.597	17.181	6	14:48:41.226	54.936		21.980	16.428	16.528
2	14:44:58.223	55.663	+0.925	22.435	16.619	16.609	7	14:49:36.326	55.100	+0.164	21.880	16.454	16.766
3	14:45:53.984	55.761	+1.023	22.080	16.690	16.991	8	14:50:31.962	55.636	+0.700	22.506	16.547	16.583
4	14:46:49.498	55.514	+0.776	22.297	16.628	16.589	9	14:51:27.319	55.357	+0.421	21.952	16.645	16.760
5	14:47:44.236	54.738		21.904	16.306	16.528	10	14:52:23.760	56.441	+1.505	22.205	17.000	17.236
6	14:48:40.081	55.845	+1.107	22.057	16.890	16.898	(740) Mathias BAUMEISTER						
7	14:49:35.572	55.491	+0.753	22.142	16.581	16.768	1	14:44:03.285	1:02.671	+7.341	26.129	19.098	17.444
8	14:50:30.639	55.067	+0.329	22.073	16.438	16.556	2	14:44:59.741	56.456	+1.126	22.720	16.883	16.853
9	14:51:26.257	55.618	+0.880	22.199	16.720	16.699	3	14:45:55.426	55.685	+0.355	22.237	16.674	16.774
10	14:52:23.130	56.873	+2.135	22.575	16.959	17.339	4	14:46:51.109	55.683	+0.353	22.248	16.603	16.832
(746) Dennis KROES							5	14:47:46.924	55.815	+0.485	22.160	16.884	16.771
1	14:43:59.117	59.436	+4.201	25.271	17.302	16.863	6	14:48:42.312	55.388	+0.058	22.098	16.474	16.816
2	14:44:55.513	56.396	+1.161	22.529	17.070	16.797	7	14:49:37.642	55.330		22.090	16.593	16.647
3	14:45:51.837	56.324	+1.089	23.093	16.568	16.663	8	14:50:33.052	55.410	+0.080	22.112	16.545	16.753
4	14:46:47.322	55.485	+0.250	22.009	16.932	16.544	9	14:51:28.665	55.613	+0.283	22.196	16.631	16.786
							10	14:52:24.049	55.384	+0.054	22.129	16.543	16.712

Timekeeping Ingrid and Meik Wagner: Clerk of the course Nigel Edwards: www.mylaps.com

Steward (Chairman) Horst Seidel: Chief Scrutineer Paul Klaassen: Licensed to: Motorsport Events



Rotax Euro Challenge 2013 Genk / Belgium

Rotax DD2

Genk / Belgium 1,360 Km

RACE 13 Qualifying Heat 3 B-C

2013-03-30 14:40

Race (10 Laps) started at 14:42:58

Lap	Time of Day	Lap Tm	Diff	S1 Tm	S2 Tm	S3 Tm	Lap	Time of Day	Lap Tm	Diff	S1 Tm	S2 Tm	S3 Tm
(735) Chris GROEN													
1	14:44:00.556	1:00.528	+5.332	25.875	17.844	16.809							
2	14:44:56.522	55.966	+0.770	22.187	16.703	17.076							
3	14:45:52.831	56.309	+1.113	22.812	16.892	16.605							
4	14:46:48.478	55.647	+0.451	22.334	16.782	16.531							
5	14:47:44.008	55.530	+0.334	21.797	16.798	16.935							
6	14:48:39.676	55.668	+0.472	22.165	16.793	16.710							
7	14:49:46.221	1:06.545	+11.349	32.818	16.964	16.763							
8	14:50:41.417	55.196		21.958	16.609	16.629							
9	14:51:36.889	55.472	+0.276	22.166	16.575	16.731							
10	14:52:32.313	55.424	+0.228	22.078	16.490	16.856							
(736) Maxim SHAPOSHNIKOV													
1	14:44:06.335	1:05.988	+9.678	30.755	17.668	17.565							
2	14:45:04.352	58.017	+1.707	23.207	17.307	17.503							
3	14:46:01.380	57.028	+0.718	22.932	16.916	17.180							
4	14:46:58.103	56.723	+0.413	22.797	16.965	16.961							
5	14:47:54.653	56.550	+0.240	22.703	16.852	16.995							
6	14:48:50.963	56.310		22.499	16.814	16.997							
7	14:49:47.705	56.742	+0.432	22.790	16.928	17.024							
8	14:50:44.300	56.595	+0.285	22.652	16.812	17.131							
9	14:51:40.717	56.417	+0.107	22.608	16.744	17.065							
10	14:52:37.451	56.734	+0.424	22.675	16.941	17.118							
(658) Janno THEUSSING													
1	14:44:01.171	1:01.393	+6.472	26.064	18.488	16.841							
2	14:44:57.033	55.862	+0.941	22.615	16.516	16.731							
3	14:45:53.302	56.269	+1.348	22.746	16.827	16.696							
4	14:46:48.879	55.577	+0.656	22.410	16.547	16.620							
5	14:47:43.800	54.921		21.853	16.483	16.585							
6	14:48:39.334	55.534	+0.613	22.178	16.805	16.551							
7	14:49:45.210	1:05.876	+10.955	32.448	16.735	16.693							
8	14:51:01.402	1:16.192	+21.271	21.975	16.469	37.748							
9	14:51:58.956	57.554	+2.633	23.941	16.576	17.037							
10	14:52:54.269	55.313	+0.392	22.278	16.426	16.609							
(651) Andreas STIEHR													
1	14:43:59.521	59.258	+4.425	25.318	17.157	16.783							
2	14:44:55.568	56.047	+1.214	22.184	17.217	16.646							
3	14:45:51.399	55.831	+0.998	22.744	16.509	16.578							
4	14:46:46.256	54.857	+0.024	21.969	16.397	16.491							
5	14:47:50.436	1:04.180	+9.347	21.785	25.733	16.662							
6	14:48:45.269	54.833		21.889	16.398	16.546							
7	14:49:40.212	54.943	+0.110	21.902	16.532	16.509							
8	14:50:35.213	55.001	+0.168	22.115	16.405	16.481							
9	14:51:30.737	55.524	+0.691	22.156	16.635	16.733							




Rotax Euro Challenge 2013 Genk / Belgium

Rotax DD2 Genk / Belgium 1,360 Km
 RACE 14 Qualifying Heat 4 A-D 2013-03-30 15:00
 Race (10 Laps) started at 15:02:55

Pos	No.	Name	Nat.	Chassis	Race Team	Laps	Total Tm	Diff	Best Tm	In Lap	km/h	Points
1	602	MIIKA LAIHO	FIN	Tonykart	MPT Racing	10	9:07.331		54.255	9	90,241	0
2	638	Sean BABINGTON	GBR	Alonso	Dan Holland Racing	10	9:07.680	0.349	54.281	7	90,197	2
3	653	Sandro LUKOVIC	AUT	Intrepid	Intrepid Driver Program	10	9:07.996	0.665	54.348	7	90,086	3
4	627	Shaun SLAVIN	GBR	Intrepid	Intrepid Driver Program	10	9:12.408	5.077	54.411	5	89,982	4
5	609	Haralds GARKAKLIS	LVA	Gillard	MRG Racing	10	9:13.269	5.938	54.299	8	90,167	5
6	628	Ben COOPER	CAN	Birel	KMS Europe	10	9:13.735	6.404	54.217	5	90,304	6
7	604	PATRICK PEARCE	GBR	Tonykart	Tatum Racing	10	9:13.781	6.450	54.339	8	90,101	7
8	615	Marcel SCHIRMER	DEU	CRG	Kartsport Klimm	10	9:13.990	6.659	54.478	7	89,871	8
9	650	Mario VENDLA	EST	Zanardi	AGS Racing	10	9:14.882	7.551	54.562	7	89,733	9
10	637	Alexandre FINKELSTEIN	FRA	Tonykart	MD Competition	10	9:16.322	8.991	54.371	8	90,048	10
11	654	Martins LAPINS	LVA	Energy	RKV Racing	10	9:17.095	9.764	54.558	8	89,739	11
12	652	Damien VUILLAUME	FRA	Flandria	Flandria Competition Kart	10	9:19.082	11.751	54.616	6	89,644	12
13	660	Maxi FLEISCHMANN	DEU	Mach 1	Mach 1	10	9:20.366	13.035	54.773	6	89,387	13
14	642	Niklas OLSEN	DNK	Praga	Josh Hart Racing	10	9:22.952	15.621	55.020	10	88,986	14
15	656	Julien RENAUDIN	FRA	Sodi	KPR	10	9:23.311	15.980	55.026	8	88,976	15
16	732	Marc BERTEAUX	FRA	Birel	MGT	10	9:23.647	16.316	54.693	6	89,518	16
17	700	Christophe ADAMS	FRA	Formula K	Sporting Formula K France	10	9:24.595	17.264	54.815	6	89,319	17
18	643	Pascal MARSCHALL	DEU	CRG	TAD Racing	10	9:24.704	17.373	54.460	6	89,901	18
19	611	ERWIN MONTFOORT	NLD	Gillard	Montfoort Motorsport	10	9:24.790	17.459	55.006	6	89,008	19
20	624	Anna-Lisa DREYSPRING	DEU	CRG	TAD Racing	10	9:25.588	18.257	55.377	7	88,412	20
21	725	Igor MUKHIN	RUS	Intrepid	Intrepid Driver Program	10	9:25.945	18.614	54.488	8	89,855	21
22	718	Tamsin GERMAIN	GBR	Gillard	DG Racing	10	9:26.051	18.720	54.791	6	89,358	22
23	676	Luke VAN RENSBURG	ZAF	CRG	CRG Holland	10	9:26.872	19.541	54.951	6	89,098	23
24	641	Tomas PYTTLIK	GBR	Alonso		10	9:26.947	19.616	54.993	6	89,030	24
25	777	Lourens VAN RENSBURG	ZAF	CRG	CRG Holland	10	9:27.554	20.223	55.229	10	88,649	25
26	634	Christophe RAYMAKERS	BEL	Gillard	DFK	3	2:57.712	7 Laps	54.901	2	89,179	26
Not classified												
DQ	647	Alex BEGGI	ITA	Formula K	FK Racing Team AB Ltd	6	5:39.947	DQ	54.947	5	89,104	30

Announcements
 These results are provisional until the conclusion of any judicial and technical matters
 No. 647 black flag
 Started: 27 Classified: 26 Not classified: 1

Margin of Victory	Ø km/h	Best Lap Tm	km/h	Best Lap by
0.349	89,452	54.217	90,304	628 - Ben COOPER

Timekeeping Ingrid and Meik Wagner:  Clerk of the course Nigel Edwards: www.mylaps.com
 Steward (Chairman) Horst Seidel: Chief Scrutineer Paul Klaassen: Licensed to: Motorsport Events
 Printed: 2013-03-30 15:14:01 posted at: h



Rotax Euro Challenge 2013 Genk / Belgium

Rotax DD2 Genk / Belgium 1,360 Km
 RACE 14 Qualifying Heat 4 A-D 2013-03-30 15:00

Race (10 Laps) started at 15:02:55

Lap	Time of Day	Lap Tm	Diff	S1 Tm	S2 Tm	S3 Tm	Lap	Time of Day	Lap Tm	Diff	S1 Tm	S2 Tm	S3 Tm
(602) MIKA LAIHO													
1	15:03:52.263	56.615	+2.360	23.307	16.667	16.641	5	15:07:34.895	54.217		21.706	16.189	16.322
2	15:04:47.513	55.250	+0.995	22.115	16.536	16.599	6	15:08:29.171	54.276	+0.059	21.608	16.239	16.429
3	15:05:42.290	54.777	+0.522	21.887	16.357	16.533	7	15:09:23.443	54.272	+0.055	21.693	16.242	16.337
4	15:06:36.688	54.398	+0.143	21.716	16.195	16.487	8	15:10:17.677	54.234	+0.017	21.661	16.220	16.353
5	15:07:31.047	54.359	+0.104	21.724	16.179	16.456	9	15:11:12.293	54.616	+0.399	21.650	16.231	16.735
6	15:08:25.440	54.393	+0.138	21.752	16.207	16.434	10	15:12:09.238	56.945	+2.728	21.975	16.411	18.559
7	15:09:19.809	54.369	+0.114	21.763	16.214	16.392	(604) PATRICK PEARCE						
8	15:10:14.152	54.343	+0.088	21.659	16.234	16.450	1	15:03:55.657	59.813	+5.474	25.948	17.089	16.776
9	15:11:08.407	54.255		21.655	16.207	16.393	2	15:04:51.401	55.744	+1.405	22.055	17.161	16.528
10	15:12:02.834	54.427	+0.172	21.715	16.228	16.484	3	15:05:46.063	54.662	+0.323	21.860	16.360	16.442
(638) Sean BABINGTON													
1	15:03:52.147	56.644	+2.363	23.161	16.767	16.716	4	15:06:41.046	54.983	+0.644	22.190	16.394	16.399
2	15:04:47.610	55.463	+1.182	22.163	16.750	16.550	5	15:07:35.478	54.432	+0.093	21.768	16.272	16.392
3	15:05:42.460	54.850	+0.569	22.039	16.365	16.446	6	15:08:29.901	54.423	+0.084	21.718	16.289	16.416
4	15:06:36.984	54.524	+0.243	21.805	16.279	16.440	7	15:09:24.382	54.481	+0.142	21.807	16.330	16.344
5	15:07:31.320	54.336	+0.055	21.748	16.230	16.358	8	15:10:18.721	54.339		21.693	16.267	16.379
6	15:08:25.721	54.401	+0.120	21.785	16.241	16.375	9	15:11:13.917	55.196	+0.857	21.954	16.675	16.567
7	15:09:20.002	54.281		21.799	16.233	16.249	10	15:12:09.284	55.367	+1.028	21.930	16.336	17.101
8	15:10:14.405	54.403	+0.122	21.798	16.275	16.330	(615) Marcel SCHIRMER						
9	15:11:08.733	54.328	+0.047	21.823	16.249	16.256	1	15:03:53.240	57.313	+2.835	24.147	16.632	16.534
10	15:12:03.183	54.450	+0.169	21.753	16.279	16.418	2	15:04:48.648	55.408	+0.930	22.291	16.598	16.519
(653) Sandro LUKOVIC													
1	15:03:52.815	57.248	+2.900	23.896	16.679	16.673	3	15:05:43.834	55.186	+0.708	22.150	16.480	16.556
2	15:04:47.829	55.014	+0.666	22.016	16.520	16.478	4	15:06:38.556	54.722	+0.244	21.891	16.318	16.513
3	15:05:42.652	54.823	+0.475	21.993	16.419	16.411	5	15:07:33.243	54.687	+0.209	21.861	16.334	16.492
4	15:06:37.178	54.526	+0.178	21.817	16.287	16.422	6	15:08:27.841	54.598	+0.120	21.808	16.336	16.454
5	15:07:31.592	54.414	+0.066	21.727	16.306	16.381	7	15:09:22.319	54.478		21.750	16.292	16.436
6	15:08:25.942	54.350	+0.002	21.708	16.242	16.400	8	15:10:17.002	54.683	+0.205	21.873	16.314	16.496
7	15:09:20.290	54.348		21.755	16.279	16.314	9	15:11:12.055	55.053	+0.575	21.900	16.429	16.724
8	15:10:14.658	54.368	+0.020	21.720	16.301	16.347	10	15:12:09.493	57.438	+2.960	22.063	16.475	18.900
9	15:11:09.007	54.349	+0.001	21.700	16.307	16.342	(650) Mario VENDLA						
10	15:12:03.499	54.492	+0.144	21.747	16.354	16.391	1	15:03:53.085	57.355	+2.793	24.030	16.672	16.653
(627) Shaun SLAVIN													
1	15:03:53.649	57.998	+3.587	24.762	16.637	16.599	2	15:04:48.544	55.459	+0.897	22.261	16.564	16.634
2	15:04:48.908	55.259	+0.848	21.985	16.637	16.637	3	15:05:44.974	56.430	+1.868	23.067	16.805	16.558
3	15:05:44.448	55.540	+1.129	22.442	16.582	16.516	4	15:06:39.663	54.689	+0.127	21.891	16.341	16.457
4	15:06:39.056	54.608	+0.197	21.843	16.275	16.490	5	15:07:34.379	54.716	+0.154	21.897	16.349	16.470
5	15:07:33.467	54.411		21.769	16.234	16.408	6	15:08:29.322	54.943	+0.381	21.862	16.386	16.695
6	15:08:28.037	54.570	+0.159	21.717	16.384	16.469	7	15:09:23.884	54.562		21.876	16.309	16.377
7	15:09:22.531	54.494	+0.083	21.802	16.255	16.437	8	15:10:18.555	54.671	+0.109	21.863	16.343	16.465
8	15:10:17.214	54.683	+0.272	21.928	16.255	16.500	9	15:11:13.246	54.691	+0.129	21.885	16.337	16.469
9	15:11:12.350	55.136	+0.725	21.836	16.360	16.940	10	15:12:10.385	57.139	+2.577	21.907	16.432	18.800
10	15:12:07.911	55.561	+1.150	22.021	16.459	17.081	(637) Alexandre FINKELSTEIN						
(637) Alexandre FINKELSTEIN													
1	15:03:57.278	1:01.524	+7.153	26.478	17.685	17.361	2	15:04:53.095	55.817	+1.446	22.719	16.532	16.566
2	15:04:53.095	55.817	+1.446	22.719	16.532	16.566	3	15:05:48.673	55.578	+1.207	22.107	16.583	16.888
3	15:05:48.673	55.578	+1.207	22.107	16.583	16.888	4	15:06:43.295	54.622	+0.251	21.911	16.294	16.417
4	15:06:43.295	54.622	+0.251	21.911	16.294	16.417	5	15:07:37.772	54.477	+0.106	21.880	16.257	16.340
5	15:07:37.772	54.477	+0.106	21.880	16.257	16.340	6	15:08:32.260	54.488	+0.117	21.804	16.319	16.365
6	15:08:32.260	54.488	+0.117	21.804	16.319	16.365	7	15:09:27.028	54.768	+0.397	22.170	16.257	16.341
7	15:09:27.028	54.768	+0.397	22.170	16.257	16.341	8	15:10:21.399	54.371		21.729	16.256	16.386
8	15:10:21.399	54.371		21.729	16.256	16.386	9	15:11:16.761	55.362	+0.991	21.773	16.700	16.889
9	15:11:16.761	55.362	+0.991	21.773	16.700	16.889	10	15:12:11.825	55.064	+0.693	22.002	16.519	16.543
10	15:12:11.825	55.064	+0.693	22.002	16.519	16.543	(654) Martins LAPINS						
(654) Martins LAPINS													
1	15:03:57.461	59.925	+5.367	25.735	17.288	16.902	2	15:04:53.558	56.097	+1.539	22.809	16.705	16.583
2	15:04:53.558	56.097	+1.539	22.809	16.705	16.583	3	15:05:48.941	55.383	+0.825	22.110	16.439	16.834
3	15:05:48.941	55.383	+0.825	22.110	16.439	16.834	4	15:06:43.956	55.015	+0.457	22.163	16.291	16.561
4	15:06:43.956	55.015	+0.457	22.163	16.291	16.561	5	15:07:38.562	54.606	+0.048	21.846	16.268	16.492
5	15:07:38.562	54.606	+0.048	21.846	16.268	16.492	6	15:08:33.194	54.632	+0.074	21.860	16.314	16.458
6	15:08:33.194	54.632	+0.074	21.860	16.314	16.458	7	15:09:27.767	54.573	+0.015	21.888	16.253	16.432
7	15:09:27.767	54.573	+0.015	21.888	16.253	16.432	8	15:10:22.325	54.558		21.857	16.271	16.430
8	15:10:22.325	54.558		21.857	16.271	16.430	9	15:11:17.116	54.791	+0.233	21.848	16.266	16.677
9	15:11:17.116	54.791	+0.233	21.848	16.266	16.677	10	15:12:12.598	55.482	+0.924	22.064	16.591	16.827
10	15:12:12.598	55.482	+0.924	22.064	16.591	16.827							
(628) Ben COOPER													
1	15:03:56.864	59.769	+5.552	25.693	17.193	16.883							
2	15:04:51.927	55.063	+0.846	21.997	16.567	16.499							
3	15:05:46.282	54.355	+0.138	21.758	16.197	16.400							
4	15:06:40.678	54.396	+0.179	21.749	16.213	16.434							



Rotax Euro Challenge 2013 Genk / Belgium

Rotax DD2 Genk / Belgium 1,360 Km
 RACE 14 Qualifying Heat 4 A-D 2013-03-30 15:00

Race (10 Laps) started at 15:02:55

Lap	Time of Day	Lap Tm	Diff	S1 Tm	S2 Tm	S3 Tm	Lap	Time of Day	Lap Tm	Diff	S1 Tm	S2 Tm	S3 Tm
(652) Damien VUILLAUME							5	15:07:44.746	55.099	+0.284	22.108	16.428	16.563
1	15:03:57.213	1:00.749	+6.133	26.625	17.047	17.077	6	15:08:39.561	54.815		21.969	16.331	16.515
2	15:04:52.750	55.537	+0.921	22.261	16.533	16.743	7	15:09:34.561	55.000	+0.185	22.193	16.332	16.475
3	15:05:48.868	56.118	+1.502	22.389	16.816	16.913	8	15:10:29.748	55.187	+0.372	22.157	16.412	16.618
4	15:06:44.169	55.301	+0.685	22.539	16.280	16.482	9	15:11:24.712	54.964	+0.149	21.923	16.582	16.459
5	15:07:38.814	54.645	+0.029	21.920	16.269	16.456	10	15:12:20.098	55.386	+0.571	22.235	16.390	16.761
6	15:08:33.430	54.616		21.915	16.245	16.456	(643) Pascal MARSCHALL						
7	15:09:28.082	54.652	+0.036	21.991	16.274	16.387	1	15:03:55.899	59.970	+5.510	25.738	17.422	16.810
8	15:10:22.721	54.639	+0.023	21.903	16.286	16.450	2	15:04:52.619	56.720	+2.260	22.117	17.803	16.800
9	15:11:17.373	54.652	+0.036	21.883	16.258	16.511	3	15:05:48.272	55.653	+1.193	22.313	16.450	16.890
10	15:12:14.585	57.212	+2.596	22.017	16.981	18.214	4	15:06:43.053	54.781	+0.321	21.972	16.345	16.464
(660) Maxi FLEISCHMANN							5	15:07:37.578	54.525	+0.065	21.843	16.292	16.390
1	15:03:58.819	1:01.635	+6.862	26.693	17.929	17.013	6	15:08:32.038	54.460		21.774	16.311	16.375
2	15:04:55.467	56.648	+1.875	22.843	17.090	16.715	7	15:09:26.730	54.692	+0.232	21.962	16.331	16.399
3	15:05:50.588	55.121	+0.348	21.972	16.458	16.691	8	15:10:21.192	54.462	+0.002	21.796	16.252	16.414
4	15:06:45.730	55.142	+0.369	22.102	16.498	16.542	9	15:11:16.885	55.693	+1.233	21.916	16.708	17.069
5	15:07:40.784	55.054	+0.281	22.136	16.371	16.547	10	15:12:20.207	1:03.322	+8.862	22.172	16.590	24.560
6	15:08:35.557	54.773		21.775	16.392	16.606	(611) ERWIN MONTFOORT						
7	15:09:31.002	55.445	+0.672	22.388	16.460	16.597	1	15:03:58.255	1:01.742	+6.736	26.564	18.105	17.073
8	15:10:25.776	54.774	+0.001	21.873	16.336	16.565	2	15:04:54.428	56.173	+1.167	22.357	17.119	16.697
9	15:11:20.635	54.859	+0.086	21.887	16.394	16.578	3	15:05:49.595	55.167	+0.161	22.125	16.403	16.639
10	15:12:15.869	55.234	+0.461	21.823	16.381	17.030	4	15:06:45.284	55.689	+0.683	22.617	16.480	16.592
(642) Niklas OLSEN							5	15:07:40.306	55.022	+0.016	22.145	16.364	16.513
1	15:03:59.768	1:02.281	+7.261	26.728	18.452	17.101	6	15:08:35.312	55.006		22.040	16.419	16.547
2	15:04:56.341	56.573	+1.553	22.760	17.119	16.694	7	15:09:33.274	57.962	+2.956	22.865	18.010	17.087
3	15:05:51.519	55.178	+0.158	21.989	16.521	16.668	8	15:10:29.097	55.823	+0.817	22.755	16.487	16.581
4	15:06:46.773	55.254	+0.234	21.959	16.722	16.573	9	15:11:24.512	55.415	+0.409	21.988	16.907	16.520
5	15:07:42.264	55.491	+0.471	22.026	16.661	16.804	10	15:12:20.293	55.781	+0.775	22.731	16.389	16.661
6	15:08:37.783	55.519	+0.499	22.429	16.563	16.527	(624) Anna-Lisa DREYSPRING						
7	15:09:33.252	55.469	+0.449	21.955	16.652	16.862	1	15:03:58.538	1:01.613	+6.236	26.687	17.832	17.094
8	15:10:28.375	55.123	+0.103	22.231	16.434	16.458	2	15:04:54.842	56.304	+0.927	22.542	16.974	16.788
9	15:11:23.435	55.060	+0.040	21.782	16.376	16.902	3	15:05:50.401	55.559	+0.182	22.177	16.631	16.751
10	15:12:18.455	55.020		21.853	16.375	16.792	4	15:06:46.331	55.930	+0.553	22.280	16.866	16.784
(656) Julien RENAUDIN							5	15:07:42.076	55.745	+0.368	22.042	16.561	17.142
1	15:03:59.212	1:01.994	+6.968	26.886	18.105	17.003	6	15:08:38.485	56.409	+1.032	23.099	16.655	16.655
2	15:04:56.034	56.822	+1.796	22.910	17.202	16.710	7	15:09:33.862	55.377		22.223	16.548	16.606
3	15:05:51.272	55.238	+0.212	22.030	16.465	16.743	8	15:10:29.916	56.054	+0.677	22.617	16.483	16.954
4	15:06:46.611	55.339	+0.313	22.120	16.652	16.567	9	15:11:25.321	55.405	+0.028	22.139	16.582	16.684
5	15:07:42.218	55.607	+0.581	22.046	16.551	17.010	10	15:12:21.091	55.770	+0.393	22.301	16.496	16.973
6	15:08:38.100	55.882	+0.856	22.531	16.733	16.618	(725) Igor MUKHIN						
7	15:09:33.147	55.047	+0.021	21.878	16.601	16.568	1	15:03:56.518	59.910	+5.422	25.436	17.563	16.911
8	15:10:28.173	55.026		22.207	16.383	16.436	2	15:04:52.392	55.874	+1.386	22.433	16.763	16.678
9	15:11:23.707	55.534	+0.508	21.813	16.429	17.292	3	15:05:47.658	55.266	+0.778	22.061	16.419	16.786
10	15:12:18.814	55.107	+0.081	21.855	16.525	16.727	4	15:06:42.559	54.901	+0.413	22.005	16.373	16.523
(732) Marc BERTEAUX							5	15:07:37.184	54.625	+0.137	21.919	16.246	16.460
1	15:03:58.709	1:01.388	+6.695	26.394	17.915	17.079	6	15:08:31.826	54.642	+0.154	21.917	16.280	16.445
2	15:04:55.750	57.041	+2.348	23.208	17.160	16.673	7	15:09:27.482	55.656	+1.168	22.816	16.388	16.452
3	15:05:51.096	55.346	+0.653	22.025	16.456	16.865	8	15:10:21.970	54.488		21.741	16.342	16.405
4	15:06:46.390	55.294	+0.601	22.201	16.457	16.636	9	15:11:17.430	55.460	+0.972	21.842	16.323	17.295
5	15:07:41.799	55.409	+0.716	22.162	16.504	16.743	10	15:12:21.448	1:04.018	+9.530	22.064	16.616	25.338
6	15:08:36.492	54.693		21.919	16.410	16.364	(718) Tamsin GERMAIN						
7	15:09:32.788	56.296	+1.603	22.036	17.456	16.804	1	15:03:55.215	58.945	+4.154	25.039	16.910	16.996
8	15:10:27.714	54.926	+0.233	22.077	16.424	16.425	2	15:04:57.568	1:02.353	+7.562	22.372	22.926	17.055
9	15:11:22.475	54.761	+0.068	21.910	16.431	16.420	3	15:05:53.632	56.064	+1.273	22.246	16.580	17.238
10	15:12:19.150	56.675	+1.982	21.993	16.532	18.150	4	15:06:50.524	56.892	+2.101	23.514	16.683	16.695
(700) Christophe ADAMS							5	15:07:45.762	55.238	+0.447	22.155	16.484	16.599
1	15:03:59.093	1:02.271	+7.456	27.212	17.987	17.072	6	15:08:40.553	54.791		21.905	16.395	16.491
2	15:04:56.534	57.441	+2.626	23.572	17.189	16.680	7	15:09:36.292	55.739	+0.948	22.620	16.564	16.555
3	15:05:53.456	56.922	+2.107	22.960	16.521	17.441	8	15:10:31.189	54.897	+0.106	21.894	16.461	16.542
4	15:06:49.647	56.191	+1.376	23.049	16.531	16.611	9	15:11:26.235	55.046	+0.255	21.947	16.429	16.670
							10	15:12:21.554	55.319	+0.528	22.233	16.418	16.668



Rotax Euro Challenge 2013 Genk / Belgium

Rotax DD2

Genk / Belgium 1,360 Km

RACE 14 Qualifying Heat 4 A-D

2013-03-30 15:00

Race (10 Laps) started at 15:02:55

Lap	Time of Day	Lap Tm	Diff	S1 Tm	S2 Tm	S3 Tm	Lap	Time of Day	Lap Tm	Diff	S1 Tm	S2 Tm	S3 Tm
(676) Luke VAN RENSBURG													
1	15:04:00.001	1:02.856	+7.905	26.871	18.421	17.564							
2	15:04:56.883	56.882	+1.931	22.825	17.340	16.717							
3	15:05:53.346	56.463	+1.512	22.244	16.518	17.701							
4	15:06:49.531	56.185	+1.234	22.944	16.601	16.640							
5	15:07:45.258	55.727	+0.776	22.616	16.527	16.584							
6	15:08:40.209	54.951		21.984	16.389	16.578							
7	15:09:35.389	55.180	+0.229	22.101	16.464	16.615							
8	15:10:30.571	55.182	+0.231	21.953	16.712	16.517							
9	15:11:26.154	55.583	+0.632	21.883	16.536	17.164							
10	15:12:22.375	56.221	+1.270	22.564	16.756	16.901							
(641) Tomas PYTTLIK													
1	15:03:57.991	1:01.400	+6.407	26.604	17.776	17.020							
2	15:04:53.995	56.004	+1.011	22.499	16.831	16.674							
3	15:05:49.348	55.353	+0.360	22.141	16.541	16.671							
4	15:06:45.629	56.281	+1.288	22.988	16.628	16.665							
5	15:07:41.128	55.499	+0.506	22.378	16.555	16.566							
6	15:08:36.121	54.993		21.972	16.470	16.551							
7	15:09:32.980	56.859	+1.866	22.202	17.466	17.191							
8	15:10:30.183	57.203	+2.210	24.064	16.589	16.550							
9	15:11:26.580	56.397	+1.404	22.046	16.593	17.758							
10	15:12:22.450	55.870	+0.877	22.270	16.832	16.768							
(777) Lourens VAN RENSBURG													
1	15:04:00.198	1:03.083	+7.854	27.356	18.525	17.202							
2	15:04:57.688	57.490	+2.261	22.870	17.621	16.999							
3	15:05:53.779	56.091	+0.862	22.631	16.530	16.930							
4	15:06:50.959	57.180	+1.951	23.469	16.884	16.827							
5	15:07:46.367	55.408	+0.179	22.214	16.559	16.635							
6	15:08:41.663	55.296	+0.067	22.098	16.357	16.841							
7	15:09:37.005	55.342	+0.113	22.189	16.507	16.646							
8	15:10:32.282	55.277	+0.048	22.098	16.556	16.623							
9	15:11:27.828	55.546	+0.317	22.142	16.688	16.716							
10	15:12:23.057	55.229		21.988	16.532	16.709							
(634) Christophe RAYMAKERS													
1	15:03:54.185	58.133	+3.232	24.654	16.788	16.691							
2	15:04:49.086	54.901		21.979	16.417	16.505							
3	15:05:53.215	1:04.129	+9.228	22.335	16.653	25.141							
(647) Alex BEGGI													
1	15:03:54.534	58.423	+3.476	24.834	16.900	16.689							
2	15:04:49.663	55.129	+0.182	22.202	16.461	16.466							
3	15:05:49.208	59.545	+4.598	21.992	16.570	20.983							
4	15:06:45.110	55.902	+0.955	22.643	16.701	16.558							
5	15:07:40.057	54.947		21.995	16.367	16.585							
6	15:08:35.450	55.393	+0.446	22.075	16.466	16.852							



Rotax Euro Challenge 2013 Genk / Belgium

Rotax DD2

Genk / Belgium 1,360 Km

RACE 21 Qualifying Heat 5 A-C

2013-03-30 17:40

Race (10 Laps) started at 17:43:05

Pos	No.	Name	Nat.	Chassis	Race Team	Laps	Total Tm	Diff	Best Tm	In Lap	km/h	Points
1	603	Xen DE RUWE	BEL	Formula K	FK Racing Team AB Ltd	10	9:10.379		54.419	9	89,969	0
2	602	MIIKA LAIHO	FIN	Tonykart	MPT Racing	10	9:10.592	0.213	54.210	9	90,315	2
3	631	Barrie PULLINGER	GBR	Alonso	Dan Holland Racing	10	9:11.637	1.258	54.482	9	89,865	3
4	638	Sean BABINGTON	GBR	Alonso	Dan Holland Racing	10	9:11.689	1.310	54.500	9	89,835	4
5	637	Alexandre FINKELSTEIN	FRA	Tonykart	MD Competition	10	9:12.381	2.002	54.547	7	89,757	5
6	634	Christophe RAYMAKERS	BEL	Gillard	DFK	10	9:13.840	3.461	54.351	7	90,081	6
7	615	Marcel SCHIRMER	DEU	CRG	Kartsport Klimm	10	9:13.960	3.581	54.408	5	89,987	7
8	628	Ben COOPER	CAN	Birel	KMS Europe	10	9:14.568	4.189	54.344	8	90,093	8
9	616	Antti RAMMO	EST	Tonykart	Aix Racing Team	10	9:16.353	5.974	54.703	6	89,501	9
10	622	Andreas BACKMAN	SWE	Tonykart	Strawberry Racing	10	9:16.564	6.185	54.337	7	90,104	10
11	652	Damien VUILLAUME	FRA	Flandria	Flandria Competition Kart	10	9:17.234	6.855	54.526	6	89,792	11
12	645	Chris STERKEN	NLD	CRG	CRG Holland	10	9:17.657	7.278	54.632	8	89,618	12
13	658	Janno THEUSSING	NLD	Gillard	PDB Racing	10	9:17.977	7.598	54.626	7	89,628	13
14	644	Sascha-Pio HAIDA	DEU	Birel	Haida Motorsport	10	9:19.081	8.702	54.849	10	89,263	14
15	718	Tamsin GERMAIN	GBR	Gillard	DG Racing	10	9:19.435	9.056	54.915	6	89,156	15
16	654	Martins LAPINS	LVA	Energy	RKV Racing	10	9:20.004	9.625	54.658	10	89,575	16
17	633	Alexis COURSAULT	FRA	Birel	MGT	10	9:21.251	10.872	54.354	6	90,076	17
18	700	Christophe ADAMS	FRA	Formula K	Sporting Formula K France	10	9:22.060	11.681	54.671	9	89,554	18
19	623	Marcel STEINERT	DEU	Tonykart	KSW Racing	10	9:22.449	12.070	54.959	8	89,085	19
20	655	Karel FRANSEN	BEL	Zanardi	Schepers Racing	10	9:25.826	15.447	55.011	8	89,000	20
21	656	Julien RENAUDIN	FRA	Sodi	KPR	10	9:25.961	15.582	54.918	8	89,151	21
22	621	MARTINS STEINERTS	LVA	MS Kart	MS Kart Racing Team	10	9:26.622	16.243	55.240	8	88,631	22
23	641	Tomas PYTTLIK	GBR	Alonso		10	9:27.167	16.788	55.111	7	88,839	23
24	735	Chris GROEN	NLD	Kosmic	Team Kroes	10	9:30.270	19.891	55.403	9	88,371	24
25	777	Lourens VAN RENSBURG	ZAF	CRG	CRG Holland	10	9:34.166	23.787	55.548	7	88,140	25
26	740	Mathias BAUMEISTER	DEU	Tonykart	KSW Racing	10	9:40.459	30.080	55.719	8	87,869	26
27	736	Maxim SHAPOSHNIKOV	RUS	Kosmic	TBA	10	9:41.426	31.047	56.927	9	86,005	27
28	604	PATRICK PEARCE	GBR	Tonykart	Tatum Racing	3	2:50.099	7 Laps	55.392	3	88,388	28

Announcements

These results are provisional until the conclusion of any judicial and technical matters

Started: 28 Classified: 28 Not classified: 0

Margin of Victory	Ø km/h	Best Lap Tm	km/h	Best Lap by
0.213	88,957	54.210	90,315	602 - MIIKA LAIHO

Official Timing www.camp-company.de / www.motorsport-events.se

Orbits

Timekeeping Ingrid and Meik Wagner:

Clerk of the course Nigel Edwards:

www.mylaps.com

Steward (Chairman) Horst Seidel:

Chief Scrutineer Paul Klaassen:

Licensed to: Motorsport Events

Printed: 2013-03-30 17:54:02

posted at:

h



Rotax Euro Challenge 2013 Genk / Belgium

Rotax DD2 Genk / Belgium 1,360 Km

RACE 21 Qualifying Heat 5 A-C 2013-03-30 17:40

Race (10 Laps) started at 17:43:05

Lap	Time of Day	Lap Tm	Diff	S1 Tm	S2 Tm	S3 Tm	Lap	Time of Day	Lap Tm	Diff	S1 Tm	S2 Tm	S3 Tm
(603) Xen DE RUWE							5	17:47:46.374	54.638	+0.287	21.872	16.323	16.443
1	17:44:02.405	57.095	+2.676	23.642	16.874	16.579	6	17:48:40.944	54.570	+0.219	21.892	16.268	16.410
2	17:44:57.631	55.226	+0.807	22.257	16.503	16.466	7	17:49:35.295	54.351		21.764	16.227	16.360
3	17:45:52.687	55.056	+0.637	22.015	16.494	16.547	8	17:50:29.794	54.499	+0.148	21.756	16.320	16.423
4	17:46:47.559	54.872	+0.453	21.914	16.386	16.572	9	17:51:24.257	54.463	+0.112	21.866	16.237	16.360
5	17:47:42.233	54.674	+0.255	21.971	16.349	16.354	10	17:52:19.012	54.755	+0.404	21.766	16.235	16.754
6	17:48:36.670	54.437	+0.018	21.729	16.292	16.416	(615) Marcel SCHIRMER						
7	17:49:31.297	54.627	+0.208	21.909	16.330	16.388	1	17:44:03.990	58.183	+3.775	24.506	16.944	16.733
8	17:50:26.695	55.398	+0.979	22.204	16.756	16.438	2	17:44:59.944	55.954	+1.546	22.219	17.025	16.710
9	17:51:21.114	54.419		21.821	16.241	16.357	3	17:45:55.573	55.629	+1.221	22.728	16.417	16.484
10	17:52:15.551	54.437	+0.018	21.809	16.263	16.365	4	17:46:50.945	55.372	+0.964	22.434	16.412	16.526
(602) MIIKA LAIHO							5	17:47:45.353	54.408		21.724	16.324	16.360
1	17:44:02.250	56.987	+2.777	23.355	16.808	16.824	6	17:48:39.915	54.562	+0.154	21.711	16.425	16.426
2	17:44:57.493	55.243	+1.033	22.101	16.564	16.578	7	17:49:34.699	54.684	+0.276	21.856	16.350	16.478
3	17:45:52.551	55.058	+0.848	21.980	16.554	16.524	8	17:50:29.256	54.657	+0.249	21.752	16.416	16.489
4	17:46:47.607	55.056	+0.846	21.921	16.364	16.771	9	17:51:23.888	54.632	+0.224	21.832	16.294	16.506
5	17:47:42.552	54.945	+0.735	22.135	16.362	16.448	10	17:52:19.132	55.244	+0.836	21.882	16.331	17.031
6	17:48:36.860	54.308	+0.098	21.758	16.173	16.377	(628) Ben COOPER						
7	17:49:31.611	54.751	+0.541	22.040	16.323	16.388	1	17:44:06.961	59.610	+5.266	24.901	17.634	17.075
8	17:50:27.188	55.577	+1.367	22.000	17.162	16.415	2	17:45:02.961	56.000	+1.656	22.538	16.731	16.731
9	17:51:21.398	54.210		21.679	16.230	16.301	3	17:45:57.844	54.883	+0.539	22.021	16.453	16.409
10	17:52:15.764	54.366	+0.156	21.650	16.290	16.426	4	17:46:52.824	54.980	+0.636	22.232	16.341	16.407
(631) Barrie PULLINGER							5	17:47:47.396	54.572	+0.228	21.890	16.278	16.404
1	17:44:03.122	57.637	+3.155	24.005	16.885	16.747	6	17:48:41.916	54.520	+0.176	21.799	16.266	16.455
2	17:44:58.624	55.502	+1.020	22.345	16.605	16.552	7	17:49:36.293	54.377	+0.033	21.786	16.195	16.396
3	17:45:53.768	55.144	+0.662	22.183	16.470	16.491	8	17:50:30.637	54.344		21.677	16.279	16.388
4	17:46:48.584	54.816	+0.334	22.002	16.359	16.455	9	17:51:25.279	54.642	+0.298	21.966	16.293	16.383
5	17:47:43.173	54.589	+0.107	21.819	16.369	16.401	10	17:52:19.740	54.461	+0.117	21.772	16.262	16.427
6	17:48:37.702	54.529	+0.047	21.794	16.299	16.436	(616) Antti RAMMO						
7	17:49:32.235	54.533	+0.051	21.857	16.286	16.390	1	17:44:03.411	57.797	+3.094	24.076	16.872	16.849
8	17:50:27.530	55.295	+0.813	21.926	16.981	16.388	2	17:44:59.780	56.369	+1.666	22.424	17.191	16.754
9	17:51:22.012	54.482		21.837	16.304	16.341	3	17:45:54.944	55.164	+0.461	22.100	16.519	16.545
10	17:52:16.809	54.797	+0.315	21.712	16.326	16.759	4	17:46:49.977	55.033	+0.330	22.056	16.475	16.502
(638) Sean BABINGTON							5	17:47:45.026	55.049	+0.346	22.029	16.460	16.560
1	17:44:01.989	56.817	+2.317	23.167	16.865	16.785	6	17:48:39.729	54.703		21.883	16.367	16.453
2	17:44:57.352	55.363	+0.863	22.113	16.669	16.581	7	17:49:35.034	55.305	+0.602	22.431	16.373	16.501
3	17:45:52.372	55.020	+0.520	21.980	16.488	16.552	8	17:50:30.465	55.431	+0.728	22.321	16.600	16.510
4	17:46:47.121	54.749	+0.249	21.922	16.399	16.428	9	17:51:26.795	56.330	+1.627	22.522	17.412	16.396
5	17:47:41.902	54.781	+0.281	21.889	16.411	16.481	10	17:52:21.525	54.730	+0.027	21.897	16.395	16.438
6	17:48:36.803	54.901	+0.401	21.877	16.328	16.696	(622) Andreas BACKMAN						
7	17:49:31.406	54.603	+0.103	21.942	16.295	16.366	1	17:44:03.686	57.964	+3.627	24.356	16.832	16.776
8	17:50:27.716	56.310	+1.810	22.011	17.815	16.484	2	17:45:00.087	56.401	+2.064	22.274	17.145	16.982
9	17:51:22.216	54.500		21.843	16.279	16.378	3	17:45:56.874	56.787	+2.450	23.070	17.095	16.622
10	17:52:16.861	54.645	+0.145	21.658	16.272	16.715	4	17:46:52.419	55.545	+1.208	22.163	16.547	16.835
(637) Alexandre FINKELSTEIN							5	17:47:46.791	54.372	+0.035	21.785	16.272	16.315
1	17:44:02.974	57.537	+2.990	23.769	16.963	16.805	6	17:48:41.317	54.526	+0.189	21.922	16.266	16.338
2	17:44:58.843	55.869	+1.322	22.638	16.556	16.675	7	17:49:35.654	54.337		21.745	16.244	16.348
3	17:45:53.997	55.154	+0.607	22.134	16.472	16.548	8	17:50:30.695	55.041	+0.704	21.755	16.685	16.601
4	17:46:48.776	54.779	+0.232	21.858	16.440	16.481	9	17:51:27.139	56.444	+2.107	22.370	17.728	16.346
5	17:47:43.746	54.970	+0.423	21.969	16.464	16.537	10	17:52:21.736	54.597	+0.260	22.017	16.276	16.304
6	17:48:38.470	54.724	+0.177	21.887	16.397	16.440	(652) Damien VUILLAUME						
7	17:49:33.017	54.547		21.803	16.308	16.436	1	17:44:06.129	59.659	+5.133	24.735	17.477	17.447
8	17:50:27.880	54.863	+0.316	21.856	16.589	16.418	2	17:45:01.621	55.492	+0.966	22.285	16.508	16.699
9	17:51:22.624	54.744	+0.197	21.912	16.405	16.427	3	17:45:57.110	55.489	+0.963	22.012	16.782	16.695
10	17:52:17.553	54.929	+0.382	22.051	16.402	16.476	4	17:46:52.354	55.244	+0.718	22.102	16.544	16.598
(634) Christophe RAYMAKERS							5	17:47:47.710	55.356	+0.830	22.525	16.387	16.444
1	17:44:04.361	58.459	+4.108	24.592	17.013	16.854	6	17:48:42.236	54.526		21.879	16.248	16.399
2	17:45:00.340	55.979	+1.628	22.155	16.889	16.935	7	17:49:37.040	54.804	+0.278	21.889	16.487	16.428
3	17:45:56.692	56.352	+2.001	22.757	16.859	16.736	8	17:50:31.675	54.635	+0.109	21.918	16.305	16.412
4	17:46:51.736	55.044	+0.693	22.050	16.462	16.532	9	17:51:27.010	55.335	+0.809	21.865	17.048	16.422
							10	17:52:22.406	55.396	+0.870	22.572	16.421	16.403

Timekeeping Ingrid and Meik Wagner: Clerk of the course Nigel Edwards: www.mylaps.com

Steward (Chairman) Horst Seidel: Chief Scrutineer Paul Klaassen: Licensed to: Motorsport Events



Rotax Euro Challenge 2013 Genk / Belgium

Rotax DD2 Genk / Belgium 1,360 Km
 RACE 21 Qualifying Heat 5 A-C 2013-03-30 17:40

Race (10 Laps) started at 17:43:05

Lap	Time of Day	Lap Tm	Diff	S1 Tm	S2 Tm	S3 Tm	Lap	Time of Day	Lap Tm	Diff	S1 Tm	S2 Tm	S3 Tm
(645) Chris STERKEN							5	17:47:53.066	54.903	+0.549	22.026	16.440	16.437
1	17:44:04.597	58.678	+4.046	24.757	17.080	16.841	6	17:48:47.420	54.354		21.790	16.268	16.296
2	17:45:00.665	56.068	+1.436	22.202	16.708	17.158	7	17:49:41.932	54.512	+0.158	21.667	16.419	16.426
3	17:45:56.752	56.087	+1.455	22.562	16.869	16.656	8	17:50:36.944	55.012	+0.658	21.956	16.592	16.464
4	17:46:51.950	55.198	+0.566	22.113	16.581	16.504	9	17:51:31.623	54.679	+0.325	21.729	16.497	16.453
5	17:47:46.666	54.716	+0.084	21.937	16.350	16.429	10	17:52:26.423	54.800	+0.446	22.069	16.288	16.443
6	17:48:42.075	55.409	+0.777	22.346	16.276	16.787	(700) Christophe ADAMS						
7	17:49:37.234	55.159	+0.527	21.957	16.789	16.413	1	17:44:07.199	1:00.280	+5.609	25.570	17.609	17.101
8	17:50:31.866	54.632		21.839	16.397	16.396	2	17:45:05.188	57.989	+3.318	22.996	18.244	16.749
9	17:51:28.122	56.256	+1.624	21.803	17.694	16.759	3	17:46:01.729	56.541	+1.870	23.299	16.624	16.618
10	17:52:22.829	54.707	+0.075	21.912	16.343	16.452	4	17:46:56.953	55.224	+0.553	22.225	16.445	16.554
(658) Janno THEUSSING							5	17:47:51.798	54.845	+0.174	22.015	16.408	16.422
1	17:44:06.376	59.614	+4.988	25.092	17.087	17.435	6	17:48:46.891	55.093	+0.422	22.045	16.568	16.480
2	17:45:02.208	55.832	+1.206	22.402	16.679	16.751	7	17:49:41.728	54.837	+0.166	21.836	16.490	16.511
3	17:45:57.638	55.430	+0.804	22.154	16.686	16.590	8	17:50:37.535	55.807	+1.136	22.012	16.633	17.162
4	17:46:53.346	55.708	+1.082	22.525	16.622	16.561	9	17:51:32.206	54.671		21.899	16.380	16.392
5	17:47:48.308	54.962	+0.336	21.981	16.513	16.468	10	17:52:27.232	55.026	+0.355	21.959	16.580	16.487
6	17:48:42.985	54.677	+0.051	21.951	16.288	16.438	(623) Marcel STEINERT						
7	17:49:37.611	54.626		21.927	16.344	16.355	1	17:44:06.478	59.160	+4.201	24.859	17.193	17.108
8	17:50:32.264	54.653	+0.027	21.791	16.466	16.396	2	17:45:04.128	57.650	+2.691	22.952	17.911	16.787
9	17:51:28.251	55.987	+1.361	21.902	17.145	16.940	3	17:45:59.941	55.813	+0.854	22.415	16.730	16.668
10	17:52:23.149	54.898	+0.272	21.999	16.482	16.417	4	17:46:55.728	55.787	+0.828	22.602	16.553	16.632
(644) Sascha-Pio HAIDA							5	17:47:51.118	55.390	+0.431	22.205	16.632	16.553
1	17:44:06.229	59.876	+5.027	25.311	17.094	17.471	6	17:48:46.480	55.362	+0.403	22.048	16.796	16.518
2	17:45:03.023	56.794	+1.945	23.022	16.825	16.947	7	17:49:41.538	55.058	+0.099	22.024	16.524	16.510
3	17:45:58.816	55.793	+0.944	22.281	16.709	16.803	8	17:50:36.497	54.959		21.995	16.464	16.500
4	17:46:54.221	55.405	+0.556	22.203	16.635	16.567	9	17:51:31.462	54.965	+0.006	22.014	16.456	16.495
5	17:47:49.167	54.946	+0.097	21.950	16.486	16.510	10	17:52:27.621	56.159	+1.200	22.656	16.989	16.514
6	17:48:44.166	54.999	+0.150	21.936	16.443	16.620	(655) Karel FRANSEN						
7	17:49:39.055	54.889	+0.040	21.840	16.497	16.552	1	17:44:09.638	1:01.618	+6.607	25.800	18.555	17.263
8	17:50:34.132	55.077	+0.228	22.084	16.440	16.553	2	17:45:06.896	57.258	+2.247	22.477	17.324	17.457
9	17:51:29.404	55.272	+0.423	22.191	16.543	16.538	3	17:46:03.069	56.173	+1.162	22.313	16.633	17.227
10	17:52:24.253	54.849		21.948	16.353	16.548	4	17:46:59.018	55.949	+0.938	22.740	16.613	16.596
(718) Tamsin GERMAIN							5	17:47:54.134	55.116	+0.105	21.968	16.587	16.561
1	17:44:05.486	59.452	+4.537	24.989	17.385	17.078	6	17:48:49.560	55.426	+0.415	22.270	16.526	16.630
2	17:45:01.917	56.431	+1.516	22.560	16.764	17.107	7	17:49:44.595	55.035	+0.024	22.065	16.415	16.555
3	17:45:57.462	55.545	+0.630	22.153	16.733	16.659	8	17:50:39.606	55.011		22.009	16.432	16.570
4	17:46:53.607	56.145	+1.230	22.919	16.646	16.580	9	17:51:35.770	56.164	+1.153	22.947	16.579	16.638
5	17:47:48.624	55.017	+0.102	22.004	16.500	16.513	10	17:52:30.998	55.228	+0.217	22.161	16.464	16.603
6	17:48:43.539	54.915		21.932	16.366	16.617	(656) Julien RENAUDIN						
7	17:49:38.921	55.382	+0.467	22.254	16.566	16.562	1	17:44:07.316	59.882	+4.964	25.242	17.667	16.973
8	17:50:34.574	55.653	+0.738	22.432	16.664	16.557	2	17:45:06.660	59.344	+4.426	22.992	19.213	17.139
9	17:51:29.633	55.059	+0.144	21.942	16.544	16.573	3	17:46:02.685	56.025	+1.107	22.355	16.616	17.054
10	17:52:24.607	54.974	+0.059	22.012	16.429	16.533	4	17:46:58.716	56.031	+1.113	22.851	16.663	16.517
(654) Martins LAPINS							5	17:47:54.196	55.480	+0.562	22.098	16.628	16.754
1	17:44:08.891	1:01.080	+6.422	26.148	17.712	17.220	6	17:48:49.643	55.447	+0.529	22.361	16.508	16.578
2	17:45:05.356	56.465	+1.807	22.531	17.146	16.788	7	17:49:44.783	55.140	+0.222	22.153	16.493	16.494
3	17:46:01.390	56.034	+1.376	22.797	16.639	16.598	8	17:50:39.701	54.918		22.098	16.307	16.513
4	17:46:56.479	55.089	+0.431	22.068	16.505	16.516	9	17:51:35.894	56.193	+1.275	22.777	16.887	16.529
5	17:47:51.399	54.920	+0.262	22.029	16.369	16.522	10	17:52:31.133	55.239	+0.321	22.234	16.444	16.561
6	17:48:46.293	54.894	+0.236	21.848	16.555	16.491	(621) MARTINS STEINERTS						
7	17:49:40.964	54.671	+0.013	21.873	16.326	16.472	1	17:44:09.884	1:01.777	+6.537	26.365	18.048	17.364
8	17:50:35.833	54.869	+0.211	21.921	16.372	16.576	2	17:45:07.177	57.293	+2.053	22.644	17.223	17.426
9	17:51:30.518	54.685	+0.027	21.878	16.354	16.453	3	17:46:03.244	56.067	+0.827	22.464	16.646	16.957
10	17:52:25.176	54.658		21.877	16.352	16.429	4	17:46:59.243	55.999	+0.759	22.708	16.619	16.672
(633) Alexis COURSAULT							5	17:47:54.523	55.280	+0.040	22.146	16.556	16.578
1	17:44:06.979	1:00.187	+5.833	25.498	17.348	17.341	6	17:48:50.617	56.094	+0.854	22.793	16.592	16.709
2	17:45:07.041	1:00.062	+5.708	22.714	20.224	17.124	7	17:49:45.904	55.287	+0.047	22.122	16.512	16.653
3	17:46:02.823	55.782	+1.428	22.358	16.754	16.670	8	17:50:41.144	55.240		22.118	16.511	16.611
4	17:46:58.163	55.340	+0.986	22.356	16.384	16.600	9	17:51:36.469	55.325	+0.085	22.162	16.534	16.629
							10	17:52:31.794	55.325	+0.085	22.052	16.596	16.677



Rotax Euro Challenge 2013 Genk / Belgium

Rotax DD2

Genk / Belgium 1,360 Km

RACE 21 Qualifying Heat 5 A-C

2013-03-30 17:40

Race (10 Laps) started at 17:43:05

Lap	Time of Day	Lap Tm	Diff	S1 Tm	S2 Tm	S3 Tm	Lap	Time of Day	Lap Tm	Diff	S1 Tm	S2 Tm	S3 Tm
(641) Tomas PYTTLIK													
1	17:44:10.156	1:03.531	+8.420	28.089	18.074	17.368							
2	17:45:07.985	57.829	+2.718	23.250	17.244	17.335							
3	17:46:04.710	56.725	+1.614	23.102	16.721	16.902							
4	17:47:00.620	55.910	+0.799	22.396	16.735	16.779							
5	17:47:56.075	55.455	+0.344	22.211	16.616	16.628							
6	17:48:51.583	55.508	+0.397	22.283	16.532	16.693							
7	17:49:46.694	55.111		22.051	16.452	16.608							
8	17:50:41.868	55.174	+0.063	22.076	16.481	16.617							
9	17:51:37.105	55.237	+0.126	22.102	16.526	16.609							
10	17:52:32.339	55.234	+0.123	22.091	16.514	16.629							

(735) Chris GROEN													
1	17:44:10.897	1:03.990	+8.587	29.294	17.532	17.164							
2	17:45:08.095	57.198	+1.795	22.918	17.209	17.071							
3	17:46:05.990	57.895	+2.492	23.713	17.048	17.134							
4	17:47:01.864	55.874	+0.471	22.458	16.671	16.745							
5	17:47:57.327	55.463	+0.060	22.194	16.627	16.642							
6	17:48:52.834	55.507	+0.104	22.253	16.556	16.698							
7	17:49:48.415	55.581	+0.178	22.258	16.656	16.667							
8	17:50:44.216	55.801	+0.398	22.169	16.770	16.862							
9	17:51:39.619	55.403		22.011	16.699	16.693							
10	17:52:35.442	55.823	+0.420	22.186	16.694	16.943							

(777) Lourens VAN RENSBURG													
1	17:44:11.085	1:03.718	+8.170	27.002	19.096	17.620							
2	17:45:08.357	57.272	+1.724	22.993	17.165	17.114							
3	17:46:06.333	57.976	+2.428	23.662	17.014	17.300							
4	17:47:03.713	57.380	+1.832	23.238	16.791	17.351							
5	17:48:00.235	56.522	+0.974	23.127	16.628	16.767							
6	17:48:56.046	55.811	+0.263	22.360	16.758	16.693							
7	17:49:51.594	55.548		22.198	16.597	16.753							
8	17:50:47.507	55.913	+0.365	22.452	16.784	16.677							
9	17:51:43.100	55.593	+0.045	22.247	16.625	16.721							
10	17:52:39.338	56.238	+0.690	22.453	16.910	16.875							

(740) Mathias BAUMEISTER													
1	17:44:09.224	1:01.427	+5.708	26.202	17.925	17.300							
2	17:45:06.207	56.983	+1.264	22.669	17.284	17.030							
3	17:46:02.205	55.998	+0.279	22.533	16.635	16.830							
4	17:46:58.060	55.855	+0.136	22.290	16.702	16.863							
5	17:47:53.986	55.926	+0.207	22.563	16.586	16.777							
6	17:49:01.868	1:07.882	+12.163	23.540	27.123	17.219							
7	17:49:57.978	56.110	+0.391	22.584	16.675	16.851							
8	17:50:53.697	55.719		22.304	16.677	16.738							
9	17:51:49.482	55.785	+0.066	22.341	16.689	16.755							
10	17:52:45.631	56.149	+0.430	22.696	16.611	16.842							

(736) Maxim SHAPOSHNIKOV													
1	17:44:09.829	1:02.215	+5.288	26.088	18.306	17.821							
2	17:45:07.806	57.977	+1.050	23.391	17.244	17.342							
3	17:46:06.167	58.361	+1.434	23.764	17.012	17.585							
4	17:47:03.415	57.248	+0.321	23.112	16.918	17.218							
5	17:48:01.162	57.747	+0.820	23.622	17.013	17.112							
6	17:48:58.258	57.096	+0.169	22.794	17.117	17.185							
7	17:49:55.480	57.222	+0.295	22.920	16.973	17.329							
8	17:50:52.434	56.954	+0.027	22.779	17.005	17.170							
9	17:51:49.361	56.927		22.773	16.964	17.190							
10	17:52:46.598	57.237	+0.310	23.330	16.861	17.046							

(604) PATRICK PEARCE													
1	17:44:03.571	58.002	+2.610	24.306	16.913	16.783							
2	17:44:59.879	56.308	+0.916	22.315	17.036	16.957							
3	17:45:55.271	55.392		22.476	16.423	16.493							



Rotax Euro Challenge 2013 Genk / Belgium

Rotax DD2

Genk / Belgium 1,360 Km

RACE 22 Qualifying Heat 6 B-D **-NEW-**

2013-03-30 18:00

Race (10 Laps) started at 18:03:02

Pos	No.	Name	Nat.	Chassis	Race Team	Laps	Total Tm	Diff	Best Tm	In Lap	km/h	Points
1	601	Mathias DETIGE	BEL	MS Kart	Bouvin Power	10	9:10.090		54.381	6	90,031	0
2	606	Lucas ORROCK	GBR	Kosmic	Team Orrok	10	9:11.467	1.377	54.315	6	90,141	2
3	653	Sandro LUKOVIC	AUT	Intrepid	Intrepid Driver Program	10	9:11.576	1.486	54.361	8	90,065	3
4	627	Shaun SLAVIN	GBR	Intrepid	Intrepid Driver Program	10	9:11.800	1.710	54.313	7	90,144	4
5	608	Kevin LUDI	CHE	Birel	Spirit Racing	10	9:12.183	2.093	54.570	6	89,720	5
6	617	Luka KAMALI	DEU	CRG	TAD Racing	10	9:12.852	2.762	54.415	6	89,975	6
7	609	Haralds GARKAKLIS	LVA	Gillard	MRG Racing	10	9:14.315	4.225	54.709	7	89,492	7
8	643	Pascal MARSCHALL	DEU	CRG	TAD Racing	10	9:14.543	4.453	54.619	8	89,639	8
9	719	Florent LAMBERT	GBR	Tonykart	Tatum Racing	10	9:15.363	5.273	54.656	8	89,578	9
10	647	Alex BEGGI	ITA	Formula K	FK Racing Team AB Ltd	10	9:15.487	5.397	54.722	7	89,470	10
11	649	Alexander ZENKIN	RUS	Intrepid	Intrepid Driver Program	10	9:15.962	5.872	54.595	9	89,679	11
12	611	ERWIN MONTFOORT	NLD	Gillard	Montfoort Motorsport	10	9:18.619	8.529	54.929	9	89,133	12
13	659	Giel BRONDER	NLD	Gillard	PDB Racing	10	9:19.410	9.320	55.136	6	88,799	13
14	629	Ferenc KANCSAR	HUN	Birel	KMS Europe	10	9:20.250	10.160	54.478	6	89,871	14
15	642	Niklas OLSEN	DNK	Praga	Josh Hart Racing	10	9:20.800	10.710	54.856	10	89,252	15
16	639	Maxime GRAVOUILLE	FRA	Sodi	Kart Pro Racing	10	9:21.535	11.445	54.433	10	89,945	16
17	660	Maxi FLEISCHMANN	DEU	Mach 1	Mach 1	10	9:22.863	12.773	54.817	6	89,315	17
18	746	Dennis KROES	NLD	Tonykart	Team Kroes	10	9:23.651	13.561	55.266	10	88,590	18
19	624	Anna-Lisa DREYSPRING	DEU	CRG	TAD Racing	10	9:24.047	13.957	55.288	10	88,554	19
20	651	Andreas STIEHR	DEU	Intrepid	KSW Racing	10	9:24.888	14.798	54.892	10	89,193	20
21	725	Igor MUKHIN	RUS	Intrepid	Intrepid Driver Program	10	9:25.373	15.283	54.842	10	89,275	21
22	732	Marc BERTEAUX	FRA	Birel	MGT	10	9:27.203	17.113	55.252	9	88,612	22
23	626	Andrey STEPANOV	RUS	Intrepid	Intrepid Driver Program	10	9:28.521	18.431	55.235	9	88,639	23
24	748	Mikko LAINE	FIN	Formula K	Mikko Laine	10	9:30.963	20.873	55.360	9	88,439	24
25	730	Normunds STANEVICS	LVA	Gillard	MRG Racing	6	5:52.638	4 Laps	55.924	5	87,547	25
26	676	Luke VAN RENSBURG	ZAF	CRG	CRG Holland	1	1:04.044	9 Laps	1:01.761	1	79,273	26
27	650	Mario VENDLA	EST	Zanardi	AGS Racing					0	-	27

Announcements

These results are provisional until the conclusion of any judicial and technical matters

No. 639 warning board

Started: 27 Classified: 27 Not classified: 0

No. 629 time penalty 10 sec. / reason unfair driving

Margin of Victory	Ø km/h	Best Lap Tm	km/h	Best Lap by
1.377	89,004	54.313	90,144	627 - Shaun SLAVIN

Official Timing www.camp-company.de / www.motorsport-events.se

Orbits

Timekeeping Ingrid and Meik Wagner:

Clerk of the course Nigel Edwards:

www.mylaps.com

Steward (Chairman) Horst Seidel:

Chief Scrutineer Paul Klaassen:

Licensed to: Motorsport Events

Printed: 2013-03-30 18:49:11

posted at:

h



Rotax Euro Challenge 2013 Genk / Belgium

Rotax DD2 Genk / Belgium 1,360 Km

RACE 22 Qualifying Heat 6 B-D 2013-03-30 18:00

Race (10 Laps) started at 18:03:02

Lap	Time of Day	Lap Tm	Diff	S1 Tm	S2 Tm	S3 Tm	Lap	Time of Day	Lap Tm	Diff	S1 Tm	S2 Tm	S3 Tm
(601) Mathias DETIGE													
1	18:03:59.557	57.187	+2.806	23.253	16.997	16.937	5	18:07:40.017	54.644	+0.074	21.829	16.369	16.446
2	18:04:54.910	55.353	+0.972	22.176	16.542	16.635	6	18:08:34.587	54.570		21.794	16.301	16.475
3	18:05:50.342	55.432	+1.051	22.244	16.597	16.591	7	18:09:29.248	54.661	+0.091	21.757	16.402	16.502
4	18:06:45.085	54.743	+0.362	21.857	16.452	16.434	8	18:10:24.156	54.908	+0.338	21.796	16.433	16.679
5	18:07:39.639	54.554	+0.173	21.768	16.394	16.392	9	18:11:19.758	55.602	+1.032	22.335	16.784	16.483
6	18:08:34.020	54.381		21.737	16.284	16.360	10	18:12:14.406	54.648	+0.078	21.873	16.309	16.466
7	18:09:28.544	54.524	+0.143	21.782	16.294	16.448	(617) Luka KAMALI						
8	18:10:22.996	54.452	+0.071	21.754	16.319	16.379	1	18:04:01.736	58.712	+4.297	24.199	17.347	17.166
9	18:11:17.738	54.742	+0.361	22.029	16.260	16.453	2	18:04:57.162	55.426	+1.011	22.236	16.566	16.624
10	18:12:12.313	54.575	+0.194	21.774	16.326	16.475	3	18:05:52.148	54.986	+0.571	22.043	16.402	16.541
(629) Ferenc KANCSAR													
1	18:03:59.850	57.627	+3.149	23.538	16.948	17.141	4	18:06:46.932	54.784	+0.369	22.007	16.281	16.496
2	18:04:55.087	55.237	+0.759	22.159	16.550	16.528	5	18:07:42.114	55.182	+0.767	22.444	16.311	16.427
3	18:05:50.076	54.989	+0.511	22.004	16.467	16.518	6	18:08:36.529	54.415		21.815	16.254	16.346
4	18:06:44.815	54.739	+0.261	21.837	16.411	16.491	7	18:09:31.085	54.556	+0.141	21.842	16.248	16.466
5	18:07:39.370	54.555	+0.077	21.773	16.307	16.475	8	18:10:25.804	54.719	+0.304	21.862	16.365	16.492
6	18:08:33.848	54.478		21.765	16.302	16.411	9	18:11:20.434	54.630	+0.215	21.931	16.266	16.433
7	18:09:28.369	54.521	+0.043	21.751	16.312	16.458	10	18:12:15.075	54.641	+0.226	21.886	16.302	16.453
8	18:10:22.902	54.533	+0.055	21.727	16.364	16.442	(609) Haralds GARKAKLIS						
9	18:11:17.903	55.001	+0.523	22.311	16.288	16.402	1	18:04:02.201	58.768	+4.059	24.673	17.168	16.927
10	18:12:12.473	54.570	+0.092	21.790	16.395	16.385	2	18:04:58.009	55.808	+1.099	22.518	16.619	16.671
(606) Lucas ORROCK													
1	18:04:00.289	57.402	+3.087	23.770	16.945	16.687	3	18:05:52.930	54.921	+0.212	21.982	16.452	16.487
2	18:04:55.735	55.446	+1.131	22.249	16.706	16.491	4	18:06:47.761	54.831	+0.122	21.928	16.411	16.492
3	18:05:50.647	54.912	+0.597	21.815	16.594	16.503	5	18:07:42.578	54.817	+0.108	22.001	16.393	16.423
4	18:06:46.238	55.591	+1.276	22.511	16.551	16.529	6	18:08:37.569	54.991	+0.282	22.194	16.380	16.417
5	18:07:40.781	54.543	+0.228	21.763	16.334	16.446	7	18:09:32.278	54.709		21.910	16.351	16.448
6	18:08:35.096	54.315		21.636	16.294	16.385	8	18:10:26.998	54.720	+0.011	21.913	16.355	16.452
7	18:09:29.419	54.323	+0.008	21.612	16.321	16.390	9	18:11:21.742	54.744	+0.035	21.899	16.358	16.487
8	18:10:24.088	54.669	+0.354	21.725	16.475	16.469	10	18:12:16.538	54.796	+0.087	21.949	16.331	16.516
9	18:11:18.709	54.621	+0.306	21.860	16.315	16.446	(643) Pascal MARSCHALL						
10	18:12:13.690	54.981	+0.666	21.780	16.440	16.761	1	18:04:02.093	58.984	+4.365	24.763	17.225	16.996
(653) Sandro LUKOVIC													
1	18:04:00.856	58.361	+4.000	24.100	17.393	16.868	2	18:04:58.344	56.251	+1.632	22.933	16.685	16.633
2	18:04:56.106	55.250	+0.889	22.166	16.504	16.580	3	18:05:53.668	55.324	+0.705	22.248	16.515	16.561
3	18:05:50.994	54.888	+0.527	21.871	16.541	16.476	4	18:06:48.366	54.698	+0.079	21.826	16.365	16.507
4	18:06:46.566	55.572	+1.211	22.331	16.601	16.640	5	18:07:43.212	54.846	+0.227	21.974	16.392	16.480
5	18:07:41.144	54.578	+0.217	21.816	16.332	16.430	6	18:08:37.998	54.786	+0.167	22.002	16.354	16.430
6	18:08:35.555	54.411	+0.050	21.753	16.293	16.365	7	18:09:32.667	54.669	+0.050	21.942	16.307	16.420
7	18:09:29.974	54.419	+0.058	21.713	16.300	16.406	8	18:10:27.286	54.619		21.793	16.400	16.426
8	18:10:24.335	54.361		21.673	16.378	16.310	9	18:11:22.087	54.801	+0.182	21.861	16.483	16.457
9	18:11:18.906	54.571	+0.210	21.921	16.222	16.428	10	18:12:16.766	54.679	+0.060	21.819	16.362	16.498
10	18:12:13.799	54.893	+0.532	21.738	16.350	16.805	(719) Florent LAMBERT						
(627) Shaun SLAVIN													
1	18:04:00.036	57.351	+3.038	23.478	16.795	17.078	1	18:04:01.626	58.509	+3.853	24.092	17.229	17.188
2	18:04:55.539	55.503	+1.190	22.429	16.524	16.550	2	18:04:57.643	56.017	+1.361	22.674	16.709	16.634
3	18:05:50.843	55.304	+0.991	21.933	16.820	16.551	3	18:05:52.705	55.062	+0.406	22.070	16.478	16.514
4	18:06:46.761	55.918	+1.605	22.224	16.775	16.919	4	18:06:47.455	54.750	+0.094	21.912	16.363	16.475
5	18:07:41.777	55.016	+0.703	22.196	16.349	16.471	5	18:07:42.450	54.995	+0.339	22.096	16.398	16.501
6	18:08:36.097	54.320	+0.007	21.660	16.276	16.384	6	18:08:37.839	55.389	+0.733	22.486	16.474	16.429
7	18:09:30.410	54.313		21.661	16.234	16.418	7	18:09:33.123	55.284	+0.628	22.380	16.376	16.528
8	18:10:24.755	54.345	+0.032	21.698	16.245	16.402	8	18:10:27.779	54.656		21.833	16.349	16.474
9	18:11:19.328	54.573	+0.260	21.815	16.365	16.393	9	18:11:22.764	54.985	+0.329	22.068	16.445	16.472
10	18:12:14.023	54.695	+0.382	21.694	16.278	16.723	10	18:12:17.586	54.822	+0.166	21.919	16.348	16.555
(608) Kevin LUDI													
1	18:03:59.913	57.363	+2.793	23.385	16.902	17.076	(647) Alex BEGGI						
2	18:04:55.339	55.426	+0.856	22.360	16.526	16.540	1	18:04:01.891	58.540	+3.818	24.346	17.137	17.057
3	18:05:50.587	55.248	+0.678	21.956	16.600	16.692	2	18:04:58.169	56.278	+1.556	22.623	16.986	16.669
4	18:06:45.373	54.786	+0.216	21.985	16.355	16.446	3	18:05:53.836	55.667	+0.945	22.606	16.528	16.533
							4	18:06:48.878	55.042	+0.320	22.106	16.433	16.503
							5	18:07:43.765	54.887	+0.165	21.868	16.404	16.615
							6	18:08:38.770	55.005	+0.283	21.899	16.534	16.572
							7	18:09:33.492	54.722		21.892	16.335	16.495
							8	18:10:28.234	54.742	+0.020	21.844	16.480	16.418
							9	18:11:22.968	54.734	+0.012	21.957	16.322	16.455
							10	18:12:17.710	54.742	+0.020	21.964	16.357	16.421



Rotax Euro Challenge 2013 Genk / Belgium

Rotax DD2 Genk / Belgium 1,360 Km

RACE 22 Qualifying Heat 6 B-D 2013-03-30 18:00

Race (10 Laps) started at 18:03:02

Lap	Time of Day	Lap Tm	Diff	S1 Tm	S2 Tm	S3 Tm	Lap	Time of Day	Lap Tm	Diff	S1 Tm	S2 Tm	S3 Tm
(649) Alexander ZENKIN							5	18:07:49.164	55.183	+0.366	22.017	16.528	16.638
1	18:04:02.863	59.485	+4.890	24.658	17.797	17.030	6	18:08:43.981	54.817		21.925	16.310	16.582
2	18:04:58.862	55.999	+1.404	22.434	16.761	16.804	7	18:09:39.740	55.759	+0.942	22.445	16.501	16.813
3	18:05:54.250	55.388	+0.793	22.248	16.571	16.569	8	18:10:34.949	55.209	+0.392	22.027	16.631	16.551
4	18:06:49.362	55.112	+0.517	21.970	16.524	16.618	9	18:11:30.201	55.252	+0.435	22.155	16.570	16.527
5	18:07:44.293	54.931	+0.336	21.911	16.444	16.576	10	18:12:25.086	54.885	+0.068	21.874	16.396	16.615
6	18:08:39.046	54.753	+0.158	21.847	16.386	16.520	(746) Dennis KROES						
7	18:09:33.864	54.818	+0.223	21.898	16.409	16.511	1	18:04:03.752	1:00.062	+4.796	25.026	17.560	17.476
8	18:10:28.605	54.741	+0.146	21.888	16.445	16.408	2	18:05:00.072	56.320	+1.054	22.673	16.789	16.858
9	18:11:23.200	54.595		21.846	16.352	16.397	3	18:05:55.766	55.694	+0.428	22.230	16.614	16.850
10	18:12:18.185	54.985	+0.390	21.897	16.580	16.508	4	18:06:51.419	55.653	+0.387	22.256	16.679	16.718
							5	18:07:47.060	55.641	+0.375	22.197	16.638	16.806
							6	18:08:42.956	55.896	+0.630	22.075	16.557	17.264
							7	18:09:38.894	55.938	+0.672	22.638	16.609	16.691
							8	18:10:34.549	55.655	+0.389	22.199	16.646	16.810
							9	18:11:30.608	56.059	+0.793	22.495	16.939	16.625
							10	18:12:25.874	55.266		22.118	16.472	16.676
(611) ERWIN MONTFOORT							(624) Anna-Lisa DREYSPRING						
1	18:04:03.627	59.759	+4.830	25.236	17.206	17.317	1	18:04:04.773	1:00.535	+5.247	25.459	17.602	17.474
2	18:04:59.647	56.020	+1.091	22.574	16.719	16.727	2	18:05:01.289	56.516	+1.228	22.559	16.718	17.239
3	18:05:55.081	55.434	+0.505	22.279	16.515	16.640	3	18:05:57.417	56.128	+0.840	22.617	16.776	16.735
4	18:06:50.123	55.042	+0.113	22.052	16.437	16.553	4	18:06:52.939	55.522	+0.234	22.058	16.496	16.968
5	18:07:45.276	55.153	+0.224	22.108	16.456	16.589	5	18:07:49.241	56.302	+1.014	22.406	16.519	17.377
6	18:08:40.632	55.356	+0.427	22.185	16.458	16.713	6	18:08:44.742	55.501	+0.213	22.266	16.455	16.780
7	18:09:35.781	55.149	+0.220	22.059	16.459	16.631	7	18:09:40.081	55.339	+0.051	22.164	16.540	16.635
8	18:10:30.885	55.104	+0.175	21.958	16.593	16.553	8	18:10:35.422	55.341	+0.053	22.149	16.544	16.648
9	18:11:25.814	54.929		22.023	16.346	16.560	9	18:11:30.982	55.560	+0.272	22.178	16.766	16.616
10	18:12:20.842	55.028	+0.099	22.066	16.383	16.579	10	18:12:26.270	55.288		22.127	16.526	16.635
(659) Giel BRONDER							(651) Andreas STIEHR						
1	18:04:03.421	59.890	+4.754	24.895	17.755	17.240	1	18:04:05.457	1:01.028	+6.136	25.981	17.503	17.544
2	18:04:59.443	56.022	+0.886	22.547	16.725	16.750	2	18:05:02.730	57.273	+2.381	23.069	17.122	17.082
3	18:05:54.757	55.314	+0.178	22.133	16.554	16.627	3	18:05:59.038	56.308	+1.416	22.336	16.588	17.384
4	18:06:49.973	55.216	+0.080	22.075	16.460	16.681	4	18:06:54.313	55.275	+0.383	22.260	16.539	16.476
5	18:07:45.207	55.234	+0.098	22.101	16.458	16.675	5	18:07:50.318	56.005	+1.113	21.963	17.031	17.011
6	18:08:40.343	55.136		22.087	16.458	16.591	6	18:08:45.718	55.400	+0.508	22.179	16.575	16.646
7	18:09:35.552	55.209	+0.073	22.104	16.455	16.650	7	18:09:41.912	56.194	+1.302	22.691	16.949	16.554
8	18:10:30.816	55.264	+0.128	22.118	16.626	16.626	8	18:10:37.304	55.392	+0.500	22.326	16.519	16.547
9	18:11:26.293	55.477	+0.341	22.374	16.471	16.632	9	18:11:32.219	54.915	+0.023	22.022	16.448	16.445
10	18:12:21.633	55.340	+0.204	22.238	16.456	16.646	10	18:12:27.111	54.892		21.956	16.460	16.476
(642) Niklas OLSEN							(725) Igor MUKHIN						
1	18:04:05.580	1:00.735	+5.879	25.826	17.439	17.470	1	18:04:04.409	1:00.470	+5.628	25.588	17.516	17.366
2	18:05:02.150	56.570	+1.714	22.779	16.871	16.920	2	18:05:01.351	56.942	+2.100	23.052	16.748	17.142
3	18:05:57.735	55.585	+0.729	22.142	16.795	16.648	3	18:05:56.873	55.522	+0.680	22.456	16.557	16.509
4	18:06:52.944	55.209	+0.353	21.945	16.442	16.822	4	18:06:51.727	54.854	+0.012	21.952	16.414	16.488
5	18:07:48.042	55.098	+0.242	22.065	16.418	16.615	5	18:07:47.491	55.764	+0.922	22.073	16.589	17.102
6	18:08:42.978	54.936	+0.080	21.849	16.349	16.738	6	18:08:43.175	55.684	+0.842	21.879	16.432	17.373
7	18:09:38.187	55.209	+0.353	22.109	16.460	16.640	7	18:09:41.702	58.527	+3.685	25.065	16.856	16.606
8	18:10:33.266	55.079	+0.223	22.038	16.463	16.578	8	18:10:37.708	56.006	+1.164	22.901	16.510	16.595
9	18:11:28.167	54.901	+0.045	21.914	16.436	16.551	9	18:11:32.754	55.046	+0.204	22.121	16.445	16.480
10	18:12:23.023	54.856		21.911	16.356	16.589	10	18:12:27.596	54.842		21.982	16.427	16.433
(639) Maxime GRAVOUILLE							(732) Marc BERTEAUX						
1	18:04:05.518	1:00.992	+6.559	26.022	17.458	17.512	1	18:04:05.955	1:01.339	+6.087	26.422	17.541	17.376
2	18:05:02.537	57.019	+2.586	23.174	16.869	16.976	2	18:05:04.046	58.091	+2.839	24.269	16.977	16.845
3	18:05:58.338	55.801	+1.368	22.176	16.689	16.936	3	18:05:59.498	55.452	+0.200	22.084	16.543	16.825
4	18:06:53.616	55.278	+0.845	22.307	16.383	16.588	4	18:06:55.028	55.530	+0.278	22.171	16.689	16.670
5	18:07:48.672	55.056	+0.623	22.015	16.284	16.757	5	18:07:50.537	55.509	+0.257	22.056	16.650	16.803
6	18:08:43.216	54.544	+0.111	21.789	16.283	16.472	6	18:08:46.149	55.612	+0.360	22.222	16.718	16.672
7	18:09:39.669	56.453	+2.020	23.357	16.524	16.572	7	18:09:42.747	56.598	+1.346	22.514	17.206	16.878
8	18:10:34.503	54.834	+0.401	21.932	16.339	16.563	8	18:10:38.467	55.720	+0.468	22.403	16.722	16.595
9	18:11:29.325	54.822	+0.389	22.083	16.337	16.402	9	18:11:33.719	55.252		22.083	16.654	16.515
10	18:12:23.758	54.433		21.795	16.236	16.402	10	18:12:29.426	55.707	+0.455	22.409	16.629	16.669
(660) Maxi FLEISCHMANN													
1	18:04:05.233	1:00.799	+5.982	25.712	17.481	17.606							
2	18:05:02.274	57.041	+2.224	22.806	17.062	17.173							
3	18:05:58.785	56.511	+1.694	22.283	16.693	17.535							
4	18:06:53.981	55.196	+0.379	22.160	16.448	16.588							



Rotax Euro Challenge 2013 Genk / Belgium

Rotax DD2

Genk / Belgium 1,360 Km

RACE 22 Qualifying Heat 6 B-D

2013-03-30 18:00

Race (10 Laps) started at 18:03:02

Lap	Time of Day	Lap Tm	Diff	S1 Tm	S2 Tm	S3 Tm	Lap	Time of Day	Lap Tm	Diff	S1 Tm	S2 Tm	S3 Tm
(626) Andrey STEPANOV													
1	18:04:05.744	1:01.658	+6.423	26.786	17.444	17.428							
2	18:05:03.090	57.346	+2.111	23.517	16.894	16.935							
3	18:05:59.207	56.117	+0.882	22.303	16.533	17.281							
4	18:06:54.790	55.583	+0.348	22.293	16.596	16.694							
5	18:07:50.173	55.383	+0.148	22.073	16.540	16.770							
6	18:08:45.562	55.389	+0.154	22.185	16.555	16.649							
7	18:09:42.689	57.127	+1.892	22.926	17.550	16.651							
8	18:10:38.272	55.583	+0.348	22.323	16.656	16.604							
9	18:11:33.507	55.235		22.036	16.641	16.558							
10	18:12:30.744	57.237	+2.002	22.765	17.002	17.470							
(748) Mikko LAINE													
1	18:04:04.984	1:00.798	+5.438	25.702	17.529	17.567							
2	18:05:01.718	56.734	+1.374	22.946	16.902	16.886							
3	18:05:58.233	56.515	+1.155	22.402	17.127	16.986							
4	18:06:53.749	55.516	+0.156	22.197	16.479	16.840							
5	18:07:49.900	56.151	+0.791	22.148	17.262	16.741							
6	18:08:45.910	56.010	+0.650	22.739	16.694	16.577							
7	18:09:42.981	57.071	+1.711	22.660	17.601	16.810							
8	18:10:38.681	55.700	+0.340	22.471	16.634	16.595							
9	18:11:34.041	55.360		22.159	16.577	16.624							
10	18:12:33.186	59.145	+3.785	22.233	16.900	20.012							
(730) Normunds STANEVICS													
1	18:04:05.524	1:01.653	+5.729	25.433	17.620	18.600							
2	18:05:09.683	1:04.159	+8.235	29.113	17.867	17.179							
3	18:06:06.216	56.533	+0.609	22.630	16.687	17.216							
4	18:07:02.557	56.341	+0.417	22.584	16.816	16.941							
5	18:07:58.481	55.924		22.389	16.666	16.869							
6	18:08:54.861	56.380	+0.456	22.496	16.848	17.036							
(676) Luke VAN RENSBURG													
1	18:04:06.267	1:01.761		26.976	17.592	17.193							

Timekeeping Ingrid and Meik Wagner:

Clerk of the course Nigel Edwards:

Steward (Chairman) Horst Seidel:

Chief Scrutineer Paul Klaassen:

www.mylaps.com

Printed: 2013-03-30 18:14:35

posted at:

h

Licensed to: Motorsport Events



Rotax Euro Challenge 2013

Rotax Max DD2

Genk / Belgium

Ranking after Heats

Pos.	No.	Firstname	Lastname	Nat.	Chassis	Race Team	QP	Points	Diff.	A-B	C-D	B-C	A-D	A-C	B-D
1	603	Xen	DE RUWE	BEL	Formula K	FK Racing Team AB Ltd	3	0	--	0	0	--	0	--	--
2	602	MIIKA	LAIHO	FIN	Tonykart	MPT Racing	5	4	-4	2	--	--	0	2	--
3	638	Sean	BABINGTON	GBR	Alonso	Dan Holland Racing	1	6	-6	0	--	--	2	4	--
4	601	Mathias	DETIGE	BEL	MS Kart	Bouvin Power	6	6	-6	3	--	3	--	--	0
5	653	Sandro	LUKOVIC	AUT	Intrepid	Intrepid Driver Program	4	9	-9	--	3	--	3	--	3
6	606	Lucas	ORROCK	GBR	Kosmic	Team Orrok	14	9	-9	5	--	2	--	--	2
7	627	Shaun	SLAVIN	GBR	Intrepid	Intrepid Driver Program	8	10	-10	--	2	--	4	--	4
8	631	Barrie	PULLINGER	GBR	Alonso	Dan Holland Racing	7	12	-12	--	4	5	--	3	--
9	608	Kevin	LUDI	CHE	Birel	Spirit Racing	10	17	-17	6	--	6	--	--	5
10	629	Ferenc	KANCSAR	HUN	Birel	KMS Europe	2	22	-22	4	--	4	--	--	14
11	637	Alexandre	FINKELSTEIN	FRA	Tonykart	MD Competition	9	22	-22	7	--	--	10	5	--
12	628	Ben	COOPER	CAN	Birel	KMS Europe	45	22	-22	8	--	--	6	8	--
13	645	Chris	STERKEN	NLD	CRG	CRG Holland	19	24	-24	--	5	7	--	12	--
14	616	Antti	RAMMO	EST	Tonykart	Aix Racing Team	11	29	-29	--	11	9	--	9	--
15	609	Haralds	GARKAKLIS	LVA	Gillard	MRG Racing	24	30	-30	--	18	--	5	--	7
16	622	Andreas	BACKMAN	SWE	Tonykart	Strawberry Racing	15	34	-34	--	16	8	--	10	--
17	643	Pascal	MARSCHALL	DEU	CRG	TAD Racing	16	34	-34	--	8	--	18	--	8
18	615	Marcel	SCHIRMER	DEU	CRG	Kartsport Klimm	17	35	-35	20	--	--	8	7	--
19	642	Niklas	OLSEN	DNK	Praga	Josh Hart Racing	52	38	-38	--	9	--	14	--	15
20	719	Florent	LAMBERT	GBR	Tonykart	Tatum Racing	22	39	-39	11	--	19	--	--	9
21	654	Martins	LAPINS	LVA	Energy	RKV Racing	53	39	-39	12	--	--	11	16	--
22	649	Alexander	ZENKIN	RUS	Intrepid	Intrepid Driver Program	26	40	-40	17	--	12	--	--	11
23	660	Maxi	FLEISCHMANN	DEU	Mach 1	Mach 1	44	40	-40	--	10	--	13	--	17
24	634	Christophe	RAYMAKERS	BEL	Gillard	DFK	21	41	-41	9	--	--	26	6	--
25	659	Giel	BRONDER	NLD	Gillard	PDB Racing	30	41	-41	15	--	13	--	--	13
26	650	Mario	VENDLA	EST	Zanardi	AGS Racing	12	42	-42	--	6	--	9	--	27
27	633	Alexis	COURSAULT	FRA	Birel	MGT	31	42	-42	--	14	11	--	17	--
28	617	Luka	KAMALI	DEU	CRG	TAD Racing	18	44	-44	28	--	10	--	--	6
Position 1 -28 qualified for Prefinal															
29	604	PATRICK	PEARCE	GBR	Tonykart	Tatum Racing	13	45	-45	10	--	--	7	28	--
30	639	Maxime	GRAVOUILLE	FRA	Sodi	Kart Pro Racing	54	45	-45	14	--	15	--	--	16
31	647	Alex	BEGGI	ITA	Formula K	FK Racing Team AB Ltd	20	47	-47	--	7	--	30	--	10
32	644	Sascha-Pic	HAIDA	DEU	Birel	Haida Motorsport	23	47	-47	--	19	14	--	14	--
33	700	Christophe	ADAMS	FRA	Formula K	Sporting Formula K Franc	37	48	-48	13	--	--	17	18	--
34	652	Damien	VUILLAUME	FRA	Flandria	Flandria Competition Kart	29	49	-49	26	--	--	12	11	--
35	658	Janno	THEUSSING	NLD	Gillard	PDB Racing	27	50	-50	--	12	25	--	13	--
36	611	ERWIN	MONTFOORT	NLD	Gillard	Montfoort Motorsport	28	51	-51	--	20	--	19	--	12
37	623	Marcel	STEINERT	DEU	Tonykart	KSW Racing	39	52	-52	--	13	20	--	19	--
38	656	Julien	RENAUDIN	FRA	Sodi	KPR	49	52	-52	16	--	--	15	21	--
39	626	Andrey	STEPANOV	RUS	Intrepid	Intrepid Driver Program	42	59	-59	18	--	18	--	--	23
40	718	Tamsin	GERMAIN	GBR	Gillard	DG Racing	25	60	-60	23	--	--	22	15	--
41	732	Marc	BERTEAUX	FRA	Birel	MGT	48	60	-60	--	22	--	16	--	22
42	746	Dennis	KROES	NLD	Tonykart	Team Kroes	34	62	-62	27	--	17	--	--	18

Announcements:

These results are provisional until the conclusion of any judicial and technical matters

Clerk of the course Nigel Edwards:

Stewards (Chairman) Horst Seidel:

Timekeeping Ingrid/Meik Wagner:

Scrutineer Paul Klaassen:

Printed: 2013-03-30 19:23

Posted at: h



Rotax Euro Challenge 2013

Rotax Max DD2

Genk / Belgium

Ranking after Heats

Pos.	No.	Firstname	Lastname	Nat.	Chassis	Race Team	QP	Points	Diff.	A-B	C-D	B-C	A-D	A-C	B-D
43	725	Igor	MUKHIN	RUS	Intrepid	Intrepid Driver Program	32	63	-63	--	21	--	21	--	21
44	624	Anna-Lisa	DREYSPRING	DEU	CRG	TAD Racing	36	63	-63	--	24	--	20	--	19
45	676	Luke	VAN RENSBURG	ZAF	CRG	CRG Holland	40	64	-64	--	15	--	23	--	26
46	651	Andreas	STIEHR	DEU	Intrepid	KSW Racing	50	65	-65	19	--	26	--	--	20
47	655	Karel	FRANSSEN	BEL	Zanardi	Schepers Racing	51	65	-65	--	17	28	--	20	--
48	621	MARTINS	STEINERTS	LVA	MS Kart	MS Kart Racing Team	55	65	-65	--	27	16	--	22	--
49	748	Mikko	LAINÉ	FIN	Formula K	Mikko Laine	46	66	-66	21	--	21	--	--	24
50	641	Tomas	PYTTLIK	GBR	Alonso		33	69	-69	22	--	--	24	23	--
51	735	Chris	GROEN	NLD	Kosmic	Team Kroes	35	73	-73	--	26	23	--	24	--
52	740	Mathias	BAUMEISTER	DEU	Tonykart	KSW Racing	47	73	-73	--	25	22	--	26	--
53	777	Lourens	VAN RENSBURG	ZAF	CRG	CRG Holland	41	74	-74	24	--	--	25	25	--
54	736	Maxim	SHAPOSHNIKOV	RUS	Kosmic	TBA	43	74	-74	--	23	24	--	27	--
55	730	Normunds	STANEVICS	LVA	Gillard	MRG Racing	38	77	-77	25	--	27	--	--	25

Position 29-62 qualified for Second Chance Heat

Announcements:

----- These results are provisional until the conclusion of any judicial and technical matters -----

Clerk of the course Nigel Edwards:

Stewards (Chairman) Horst Seidel:

Timekeeping Ingrid/Meik Wagner:

Scrutineer Paul Klaassen:

Printed: 2013-03-30 19:23

Posted at: h

Rotax Euro Challenge 2013
 Class: Rotax Max DD2
 Date/Time: 2013-03-31 10:10

Track: Genk / Belgium
 Heat: Second Chance Heat
 Laps: 10

Edition 1

		17	
	33		34
		16	
	31		32
		15	
	29		30
Normunds STANEVICS	730 27	14	
			28
Lourens VAN RENSBURG	777 25	13	Maxim SHAPOSHNIKOV
			736 26
Chris GROEN	735 23	12	Mathias BAUMEISTER
			740 24
Mikko LAINE	748 21	11	Tomas PYTTLIK
			641 22
Karel FRANSEN	655 19	10	MARTINS STEINERTS
			621 20
Luke VAN RENSBURG	676 17	9	Andreas STIEHR
			651 18
Igor MUKHIN	725 15	8	Anna-Lisa DREYSPRING
			624 16
Marc BERTEAUX	732 13	7	Dennis KROES
			746 14
Andrey STEPANOV	626 11	6	Tamsin GERMAIN
			718 12
Marcel STEINERT	623 9	5	Julien RENAUDIN
			656 10
Janno THEUSSING	658 7	4	ERWIN MONTFOORT
			611 8
Christophe ADAMS	700 5	3	Damien VUILLAUME
			652 6
Alex BEGGI	647 3	2	Sascha-Pio HAIDA
			644 4
PATRICK PEARCE	604 1	1	Maxime GRAVOUILLE
			639 2
	Pole Position	Row	

Clerk of the course Nigel Edwards:
 Stewards (Chairman) Horst Seidel:

Scrutineer Paul Klaassen:
 Timekeeping Ingrid/Meik Wagner:



Rotax Euro Challenge 2013 Genk / Belgium

Rotax DD2

Genk / Belgium 1,360 Km

Warm up qualified 29-62

2013-03-31 09:00

Practice (5:00 Time) started at 9:00:01

Pos	No.	Name	Nat.	Chassis	Race Team	Laps	Best Tm	Diff	Gap In Lap	km/h
1	604	PATRICK PEARCE	GBR	Tonykart	Tatum Racing	5	55.122			5 88,821
2	651	Andreas STIEHR	DEU	Intrepid	KSW Racing	5	55.285	0.163	0.163	5 88,559
3	725	Igor MUKHIN	RUS	Intrepid	Intrepid Driver Program	5	55.373	0.251	0.088	5 88,419
4	639	Maxime GRAVOUILLE	FRA	Sodi	Kart Pro Racing	5	55.415	0.293	0.042	5 88,352
5	732	Marc BERTEAUX	FRA	Birel	MGT	5	55.504	0.382	0.089	5 88,210
6	611	ERWIN MONTFOORT	NLD	Gillard	Montfoort Motorsport	5	55.513	0.391	0.009	5 88,196
7	644	Sascha-Pio HAIDA	DEU	Birel	Haida Motorsport	5	55.529	0.407	0.016	5 88,170
8	655	Karel FRANSEN	BEL	Zanardi	Schepers Racing	5	55.544	0.422	0.015	5 88,146
9	656	Julien RENAUDIN	FRA	Sodi	KPR	5	55.569	0.447	0.025	5 88,107
10	652	Damien VUILLAUME	FRA	Flandria	Flandria Competition Kart	5	55.597	0.475	0.028	4 88,062
11	718	Tamsin GERMAIN	GBR	Gillard	DG Racing	5	55.599	0.477	0.002	5 88,059
12	647	Alex BEGGI	ITA	Formula K	FK Racing Team AB Ltd	5	55.743	0.621	0.144	4 87,832
13	658	Janno THEUSSING	NLD	Gillard	PDB Racing	5	55.769	0.647	0.026	5 87,791
14	700	Christophe ADAMS	FRA	Formula K	Sporting Formula K France	5	55.825	0.703	0.056	4 87,703
15	623	Marcel STEINERT	DEU	Tonykart	KSW Racing	5	55.932	0.810	0.107	4 87,535
16	626	Andrey STEPANOV	RUS	Intrepid	Intrepid Driver Program	5	55.941	0.819	0.009	5 87,521
17	641	Tomas PYTTLIK	GBR	Alonso		5	55.953	0.831	0.012	5 87,502
18	624	Anna-Lisa DREYSPRING	DEU	CRG	TAD Racing	5	56.002	0.880	0.049	5 87,425
19	621	MARTINS STEINERTS	LVA	MS Kart	MS Kart Racing Team	5	56.243	1.121	0.241	5 87,051
20	676	Luke VAN RENSBURG	ZAF	CRG	CRG Holland	5	56.266	1.144	0.023	5 87,015
21	777	Lourens VAN RENSBURG	ZAF	CRG	CRG Holland	5	56.288	1.166	0.022	5 86,981
22	740	Mathias BAUMEISTER	DEU	Tonykart	KSW Racing	5	56.342	1.220	0.054	5 86,898
23	746	Dennis KROES	NLD	Tonykart	Team Kroes	5	56.782	1.660	0.440	4 86,225
24	736	Maxim SHAPOSHNIKOV	RUS	Kosmic	TBA	5	56.812	1.690	0.030	5 86,179
25	730	Normunds STANEVICS	LVA	Gillard	MRG Racing	5	56.989	1.867	0.177	5 85,911
26	748	Mikko LAINE	FIN	Formula K	Mikko Laine	5	57.027	1.905	0.038	5 85,854
27	735	Chris GROEN	NLD	Kosmic	Team Kroes	2	1:01.089	5.967	4.062	2 80,145

Timekeeping Ingrid and Meik Wagner:

Clerk of the course Nigel Edwards:

www.mylaps.com

Steward (Chairman) Horst Seidel:

Chief Scrutineer Paul Klaassen:

Licensed to: Motorsport Events

Printed: 2013-03-31 09:07:06

posted at:

h



Rotax Euro Challenge 2013 Genk / Belgium

Rotax DD2 Genk / Belgium 1,360 Km
 Warm up qualified 29-62 2013-03-31 09:00

Practice (5:00 Time) started at 9:00:01

Lap	Time of Day	Lap Tm	Diff	S1 Tm	S2 Tm	S3 Tm	Lap	Time of Day	Lap Tm	Diff	S1 Tm	S2 Tm	S3 Tm
(604) PATRICK PEARCE							2	9:02:31.486	59.495	+3.898	24.112	18.215	17.168
1	9:01:24.402	1:08.826	+13.704	31.088	19.671	18.067	3	9:03:28.440	56.954	+1.357	22.906	17.237	16.811
2	9:02:21.823	57.421	+2.299	23.325	17.134	16.962	4	9:04:24.037	55.597		22.351	16.631	16.615
3	9:03:17.809	55.986	+0.864	22.463	16.829	16.694	5	9:05:20.557	56.520	+0.923	22.826	16.962	16.732
4	9:04:13.455	55.646	+0.524	22.288	16.734	16.624	(718) Tamsin GERMAIN						
5	9:05:08.577	55.122		22.005	16.603	16.514	1	9:01:34.127	1:11.279	+15.680	32.523	20.253	18.503
(651) Andreas STIEHR							2	9:02:33.844	59.717	+4.118	23.754	18.045	17.918
1	9:01:35.118	1:12.189	+16.904	32.661	20.736	18.792	3	9:03:30.770	56.926	+1.327	22.908	17.035	16.983
2	9:02:34.631	59.513	+4.228	23.572	17.466	18.475	4	9:04:26.770	56.000	+0.401	22.457	16.840	16.703
3	9:03:31.342	56.711	+1.426	22.949	16.849	16.913	5	9:05:22.369	55.599		22.283	16.682	16.634
4	9:04:27.436	56.094	+0.809	22.852	16.638	16.604	(647) Alex BEGGI						
5	9:05:22.721	55.285		22.096	16.538	16.651	1	9:01:31.371	1:13.066	+17.323	33.126	20.885	19.055
(725) Igor MUKHIN							2	9:02:32.392	1:01.021	+5.278	24.495	19.210	17.316
1	9:01:26.589	1:10.827	+15.454	32.305	20.094	18.428	3	9:03:28.921	56.529	+0.786	22.748	16.859	16.922
2	9:02:25.022	58.433	+3.060	23.853	17.278	17.302	4	9:04:24.664	55.743		22.375	16.648	16.720
3	9:03:21.326	56.304	+0.931	22.590	16.970	16.744	5	9:05:20.785	56.121	+0.378	22.265	16.844	17.012
4	9:04:17.067	55.741	+0.368	22.409	16.597	16.735	(658) Janno THEUSSING						
5	9:05:12.440	55.373		22.263	16.510	16.600	1	9:01:19.863	1:06.816	+11.047	29.236	19.383	18.197
(639) Maxime GRAVOUILLE							2	9:02:18.276	58.413	+2.644	23.760	17.400	17.253
1	9:01:31.608	1:10.973	+15.558	32.391	19.831	18.751	3	9:03:15.043	56.767	+0.998	22.753	16.938	17.076
2	9:02:31.310	59.702	+4.287	24.314	18.122	17.266	4	9:04:11.273	56.230	+0.461	22.470	16.911	16.849
3	9:03:28.662	57.352	+1.937	22.907	17.491	16.954	5	9:05:07.042	55.769		22.294	16.615	16.860
4	9:04:24.321	55.659	+0.244	22.355	16.688	16.616	(700) Christophe ADAMS						
5	9:05:19.736	55.415		22.152	16.647	16.616	1	9:01:37.156	1:15.677	+19.852	34.503	21.610	19.564
(732) Marc BERTEAUX							2	9:02:37.974	1:00.818	+4.993	24.921	18.077	17.820
1	9:01:30.947	1:12.947	+17.443	33.110	20.887	18.950	3	9:03:34.813	56.839	+1.014	22.916	17.023	16.900
2	9:02:31.066	1:00.119	+4.615	24.812	17.879	17.428	4	9:04:30.638	55.825		22.276	16.840	16.709
3	9:03:28.031	56.965	+1.461	22.877	17.145	16.943	5	9:05:26.668	56.030	+0.205	22.500	16.717	16.813
4	9:04:23.788	55.757	+0.253	22.387	16.647	16.723	(623) Marcel STEINERT						
5	9:05:19.292	55.504		22.237	16.662	16.605	1	9:01:38.437	1:15.319	+19.387	35.636	20.732	18.951
(611) ERWIN MONTFOORT							2	9:02:38.816	1:00.379	+4.447	25.274	17.769	17.336
1	9:01:38.031	1:19.832	+24.319	40.111	20.626	19.095	3	9:03:35.486	56.670	+0.738	22.718	17.002	16.950
2	9:02:37.284	59.253	+3.740	24.181	17.842	17.230	4	9:04:31.418	55.932		22.459	16.760	16.713
3	9:03:33.616	56.332	+0.819	22.540	16.914	16.878	5	9:05:27.563	56.145	+0.213	22.434	16.707	17.004
4	9:04:29.594	55.978	+0.465	22.308	16.887	16.783	(626) Andrey STEPANOV						
5	9:05:25.107	55.513		22.186	16.580	16.747	1	9:01:30.531	1:13.836	+17.895	33.836	20.642	19.358
(644) Sascha-Pio HAIDA							2	9:02:34.479	1:03.948	+8.007	25.166	20.119	18.663
1	9:01:25.535	1:07.826	+12.297	30.119	19.426	18.281	3	9:03:32.136	57.657	+1.716	23.325	17.271	17.061
2	9:02:24.197	58.662	+3.133	23.974	17.505	17.183	4	9:04:28.735	56.599	+0.658	22.796	16.958	16.845
3	9:03:20.626	56.429	+0.900	22.741	16.869	16.819	5	9:05:24.676	55.941		22.297	16.960	16.684
4	9:04:16.609	55.983	+0.454	22.427	16.738	16.818	(641) Tomas PYTTLIK						
5	9:05:12.138	55.529		22.234	16.593	16.702	1	9:01:38.956	1:13.131	+17.178	33.660	20.805	18.666
(655) Karel FRANSSSEN							2	9:02:39.087	1:00.131	+4.178	25.036	17.851	17.244
1	9:01:42.110	1:17.121	+21.577	35.994	21.642	19.485	3	9:03:35.768	56.681	+0.728	22.798	16.929	16.954
2	9:02:41.962	59.852	+4.308	24.538	18.011	17.303	4	9:04:32.087	56.319	+0.366	22.676	16.830	16.813
3	9:03:38.899	56.937	+1.393	22.751	17.222	16.964	5	9:05:28.040	55.953		22.408	16.790	16.755
4	9:04:35.170	56.271	+0.727	22.676	16.770	16.825	(624) Anna-Lisa DREYSPRING						
5	9:05:30.714	55.544		22.172	16.703	16.669	1	9:01:38.336	1:14.595	+18.593	34.052	20.877	19.666
(656) Julien RENAUDIN							2	9:02:38.206	59.870	+3.868	24.386	17.849	17.635
1	9:01:34.260	1:13.256	+17.687	34.332	20.440	18.484	3	9:03:35.607	57.401	+1.399	23.139	17.083	17.179
2	9:02:34.011	59.751	+4.182	23.701	17.793	18.257	4	9:04:31.917	56.310	+0.308	22.614	16.847	16.849
3	9:03:31.062	57.051	+1.482	22.822	17.120	17.109	5	9:05:27.919	56.002		22.388	16.799	16.815
4	9:04:26.996	55.934	+0.365	22.466	16.842	16.626	(621) MARTINS STEINERTS						
5	9:05:22.565	55.569		22.164	16.678	16.727	1	9:01:30.179	1:10.249	+14.006	31.544	20.108	18.597
(652) Damien VUILLAUME							2	9:02:28.725	58.546	+2.303	23.760	17.376	17.410
1	9:01:31.991	1:09.296	+13.699	31.487	19.336	18.473	3	9:03:25.621	56.896	+0.653	22.900	16.922	17.074
							4	9:04:22.112	56.491	+0.248	22.689	16.831	16.971



Rotax Euro Challenge 2013 Genk / Belgium

Rotax DD2

Genk / Belgium 1,360 Km

Warm up qualified 29-62

2013-03-31 09:00

Practice (5:00 Time) started at 9:00:01

Lap	Time of Day	Lap Tm	Diff	S1 Tm	S2 Tm	S3 Tm	Lap	Time of Day	Lap Tm	Diff	S1 Tm	S2 Tm	S3 Tm
-----	-------------	--------	------	-------	-------	-------	-----	-------------	--------	------	-------	-------	-------

(676) Luke VAN RENSBURG

1	9:01:37.954	1:17.697	+21.431	36.350	21.673	19.674
2	9:02:40.050	1:02.096	+5.830	25.931	18.554	17.611
3	9:03:37.268	57.218	+0.952	23.025	17.169	17.024
4	9:04:34.065	56.797	+0.531	22.763	16.979	17.055
5	9:05:30.331	56.266		22.408	16.841	17.017

(777) Lourens VAN RENSBURG

1	9:01:41.910	1:22.655	+26.367	40.761	22.403	19.491
2	9:02:41.566	59.656	+3.368	24.543	17.846	17.267
3	9:03:39.449	57.883	+1.595	23.362	17.278	17.243
4	9:04:36.787	57.338	+1.050	22.689	17.307	17.342
5	9:05:33.075	56.288		22.568	16.869	16.851

(740) Mathias BAUMEISTER

1	9:01:40.305	1:16.467	+20.125	36.461	21.193	18.813
2	9:02:40.776	1:00.471	+4.129	24.358	18.497	17.616
3	9:03:38.708	57.932	+1.590	23.295	17.301	17.336
4	9:04:36.130	57.422	+1.080	23.304	17.058	17.060
5	9:05:32.472	56.342		22.569	16.881	16.892

(746) Dennis KROES

1	9:01:37.007	1:13.652	+16.870	33.908	20.520	19.224
2	9:02:36.407	59.400	+2.618	24.215	17.742	17.443
3	9:03:33.557	57.150	+0.368	22.944	17.138	17.068
4	9:04:30.339	56.782		22.885	16.914	16.983
5	9:05:27.179	56.840	+0.058	22.579	16.829	17.432

(736) Maxim SHAPOSHNIKOV

1	9:01:39.376	1:14.804	+17.992	33.993	21.630	19.181
2	9:02:40.227	1:00.851	+4.039	25.153	18.216	17.482
3	9:03:38.220	57.993	+1.181	23.422	17.267	17.304
4	9:04:35.313	57.093	+0.281	22.984	16.954	17.155
5	9:05:32.125	56.812		22.750	16.916	17.146

(730) Normunds STANEVICS

1	9:01:32.181	1:13.177	+16.188	32.938	21.151	19.088
2	9:02:33.187	1:01.006	+4.017	24.160	19.238	17.608
3	9:03:30.945	57.758	+0.769	23.021	17.229	17.508
4	9:04:28.404	57.459	+0.470	23.158	17.382	16.919
5	9:05:25.393	56.989		22.480	17.400	17.109

(748) Mikko LAINE

1	9:01:32.373	1:12.997	+15.970	33.780	20.553	18.664
2	9:02:33.446	1:01.073	+4.046	24.146	19.141	17.786
3	9:03:31.299	57.853	+0.826	22.973	17.127	17.753
4	9:04:30.416	59.117	+2.090	23.964	17.801	17.352
5	9:05:27.443	57.027		23.202	16.843	16.982

(735) Chris GROEN

1	9:01:52.204	1:16.523	+15.434	33.205	23.442	19.876
2	9:02:53.293	1:01.089		24.960	18.311	17.818



Rotax Euro Challenge 2013 Genk / Belgium

Rotax DD2

Genk / Belgium 1,360 Km

Warm up qualified 1-28

2013-03-31 09:30

Practice (5:00 Time) started at 9:30:01

Pos	No.	Name	Nat.	Chassis	Race Team	Laps	Best Tm	Diff	Gap In Lap	km/h
1	633	Alexis COURSAULT	FRA	Birel	MGT	5	54.183			5 90,360
2	629	Ferenc KANCSAR	HUN	Birel	KMS Europe	5	54.233	0.050	0.050	5 90,277
3	638	Sean BABINGTON	GBR	Alonso	Dan Holland Racing	5	54.243	0.060	0.010	5 90,260
4	603	Xen DE RUWE	BEL	Formula K	FK Racing Team AB Ltd	5	54.340	0.157	0.097	4 90,099
5	627	Shaun SLAVIN	GBR	Intrepid	Intrepid Driver Program	5	54.363	0.180	0.023	5 90,061
6	601	Mathias DETIGE	BEL	MS Kart	Bouvin Power	5	54.372	0.189	0.009	5 90,046
7	622	Andreas BACKMAN	SWE	Tonykart	Strawberry Racing	5	54.437	0.254	0.065	4 89,939
8	609	Haralds GARKAKLIS	LVA	Gillard	MRG Racing	5	54.437	0.254		5 89,939
9	615	Marcel SCHIRMER	DEU	CRG	Kartsport Klimm	5	54.438	0.255	0.001	5 89,937
10	653	Sandro LUKOVIC	AUT	Intrepid	Intrepid Driver Program	5	54.457	0.274	0.019	5 89,906
11	628	Ben COOPER	CAN	Birel	KMS Europe	4	54.502	0.319	0.045	4 89,832
12	606	Lucas ORROCK	GBR	Kosmic	Team Orrok	5	54.527	0.344	0.025	5 89,790
13	654	Martins LAPINS	LVA	Energy	RKV Racing	5	54.664	0.481	0.137	5 89,565
14	616	Antti RAMMO	EST	Tonykart	Aix Racing Team	5	54.715	0.532	0.051	5 89,482
15	608	Kevin LUDI	CHE	Birel	Spirit Racing	5	54.717	0.534	0.002	5 89,479
16	602	MIIKA LAIHO	FIN	Tonykart	MPT Racing	5	54.763	0.580	0.046	5 89,403
17	660	Maxi FLEISCHMANN	DEU	Mach 1	Mach 1	5	54.812	0.629	0.049	5 89,324
18	643	Pascal MARSCHALL	DEU	CRG	TAD Racing	5	54.867	0.684	0.055	5 89,234
19	637	Alexandre FINKELSTEIN	FRA	Tonykart	MD Competition	5	54.876	0.693	0.009	5 89,219
20	634	Christophe RAYMAKERS	BEL	Gillard	DFK	5	54.898	0.715	0.022	4 89,184
21	631	Barrie PULLINGER	GBR	Alonso	Dan Holland Racing	5	54.948	0.765	0.050	4 89,102
22	650	Mario VENDLA	EST	Zanardi	AGS Racing	5	54.948	0.765		5 89,102
23	645	Chris STERKEN	NLD	CRG	CRG Holland	5	54.955	0.772	0.007	5 89,091
24	719	Florent LAMBERT	GBR	Tonykart	Tatum Racing	5	55.070	0.887	0.115	5 88,905
25	642	Niklas OLSEN	DNK	Praga	Josh Hart Racing	5	55.071	0.888	0.001	5 88,903
26	659	Giel BRONDER	NLD	Gillard	PDB Racing	5	55.143	0.960	0.072	5 88,787
27	617	Luka KAMALI	DEU	CRG	TAD Racing	2	57.642	3.459	2.499	2 84,938
28	649	Alexander ZENKIN	RUS	Intrepid	Intrepid Driver Program	1	1:28.295	34.112	30.653	1 55,450



Rotax Euro Challenge 2013 Genk / Belgium

Rotax DD2 Genk / Belgium 1,360 Km
 Warm up qualified 1-28 2013-03-31 09:30

Practice (5:00 Time) started at 9:30:01

Lap	Time of Day	Lap Tm	Diff	S1 Tm	S2 Tm	S3 Tm	Lap	Time of Day	Lap Tm	Diff	S1 Tm	S2 Tm	S3 Tm
(633) Alexis COURSAULT													
1	9:31:36.564	1:16.218	+22.035	39.371	18.994	17.853	2	9:32:12.400	56.536	+2.079	22.720	16.977	16.839
2	9:32:32.995	56.431	+2.248	22.803	16.814	16.814	3	9:33:07.623	55.223	+0.766	22.081	16.566	16.576
3	9:33:28.031	55.036	+0.853	21.962	16.502	16.572	4	9:34:02.191	54.568	+0.111	21.782	16.292	16.494
4	9:34:22.533	54.502	+0.319	21.691	16.448	16.363	5	9:34:56.648	54.457		21.766	16.248	16.443
5	9:35:16.716	54.183		21.610	16.214	16.359							
(629) Ferenc KANCSAR													
1	9:31:43.109	1:14.483	+20.250	32.931	23.071	18.481							
2	9:32:38.958	55.849	+1.616	22.633	16.622	16.594							
3	9:33:33.830	54.872	+0.639	21.903	16.488	16.481							
4	9:34:28.523	54.693	+0.460	21.724	16.560	16.409							
5	9:35:22.756	54.233		21.664	16.217	16.352							
(638) Sean BABINGTON													
1	9:31:26.662	1:05.368	+11.125	29.319	18.464	17.585							
2	9:32:22.911	56.249	+2.006	22.828	16.768	16.653							
3	9:33:17.812	54.901	+0.658	22.023	16.416	16.462							
4	9:34:12.531	54.719	+0.476	21.914	16.365	16.440							
5	9:35:06.774	54.243		21.736	16.202	16.305							
(603) Xen DE RUWE													
1	9:31:36.177	1:08.777	+14.437	32.086	19.054	17.637							
2	9:32:32.242	56.065	+1.725	22.582	16.708	16.775							
3	9:33:27.161	54.919	+0.579	22.017	16.411	16.491							
4	9:34:21.501	54.340		21.733	16.277	16.330							
5	9:35:15.851	54.350	+0.010	21.752	16.269	16.329							
(627) Shaun SLAVIN													
1	9:31:19.269	1:06.088	+11.725	30.341	18.406	17.341							
2	9:32:15.102	55.833	+1.470	22.451	16.728	16.654							
3	9:33:09.801	54.699	+0.336	21.891	16.342	16.466							
4	9:34:04.306	54.505	+0.142	21.797	16.315	16.393							
5	9:34:58.669	54.363		21.706	16.209	16.448							
(601) Mathias DETIGE													
1	9:31:21.921	1:04.992	+10.620	28.996	18.602	17.394							
2	9:32:18.784	56.863	+2.491	23.270	16.902	16.691							
3	9:33:13.819	55.035	+0.663	22.121	16.402	16.512							
4	9:34:08.440	54.621	+0.249	21.888	16.345	16.388							
5	9:35:02.812	54.372		21.766	16.232	16.374							
(622) Andreas BACKMAN													
1	9:31:24.809	1:05.620	+11.183	29.515	18.604	17.501							
2	9:32:21.318	56.509	+2.072	23.019	16.893	16.597							
3	9:33:16.229	54.911	+0.474	22.021	16.435	16.455							
4	9:34:10.666	54.437		21.824	16.253	16.360							
5	9:35:05.113	54.447	+0.010	21.820	16.176	16.451							
(609) Haralds GARKAKLIS													
1	9:31:23.467	1:05.982	+11.545	30.380	18.429	17.173							
2	9:32:19.726	56.259	+1.822	22.540	16.931	16.788							
3	9:33:14.692	54.966	+0.529	22.021	16.438	16.507							
4	9:34:09.535	54.843	+0.406	22.121	16.320	16.402							
5	9:35:03.972	54.437		21.774	16.252	16.411							
(615) Marcel SCHIRMER													
1	9:31:32.417	1:08.524	+14.086	29.656	21.392	17.476							
2	9:32:28.743	56.326	+1.888	22.860	16.774	16.692							
3	9:33:23.876	55.133	+0.695	21.932	16.450	16.751							
4	9:34:18.674	54.798	+0.360	21.935	16.355	16.508							
5	9:35:13.112	54.438		21.705	16.276	16.457							
(653) Sandro LUKOVIC													
1	9:31:15.864	1:03.332	+8.875	27.462	18.277	17.593							
(628) Ben COOPER													
1	9:31:36.973	1:11.681	+17.179	31.834	20.600	19.247							
2	9:32:33.252	56.279	+1.777	22.953	16.708	16.618							
3	9:33:28.304	55.052	+0.550	22.157	16.409	16.486							
4	9:34:22.806	54.502		21.818	16.334	16.350							
(606) Lucas ORROCK													
1	9:31:18.030	1:02.070	+7.543	27.433	17.686	16.951							
2	9:32:13.574	55.544	+1.017	22.290	16.649	16.605							
3	9:33:08.293	54.719	+0.192	21.805	16.401	16.513							
4	9:34:02.917	54.624	+0.097	21.814	16.379	16.431							
5	9:34:57.444	54.527		21.733	16.293	16.501							
(654) Martins LAPINS													
1	9:31:21.726	1:05.017	+10.353	29.142	18.297	17.578							
2	9:32:18.368	56.642	+1.978	22.942	16.834	16.866							
3	9:33:13.716	55.348	+0.684	22.200	16.529	16.619							
4	9:34:08.823	55.107	+0.443	22.258	16.364	16.485							
5	9:35:03.487	54.664		21.902	16.320	16.442							
(616) Antti RAMMO													
1	9:31:21.568	1:06.283	+11.568	29.794	18.733	17.756							
2	9:32:20.251	58.683	+3.968	24.043	17.581	17.059							
3	9:33:15.509	55.258	+0.543	22.117	16.621	16.520							
4	9:34:10.299	54.790	+0.075	21.890	16.391	16.509							
5	9:35:05.014	54.715		21.883	16.333	16.499							
(608) Kevin LUDI													
1	9:31:17.079	1:02.761	+8.044	27.930	17.586	17.245							
2	9:32:12.982	55.903	+1.186	22.480	16.678	16.745							
3	9:33:08.081	55.099	+0.382	21.973	16.440	16.686							
4	9:34:03.451	55.370	+0.653	22.417	16.396	16.557							
5	9:34:58.168	54.717		21.803	16.414	16.500							
(602) MIIKA LAIHO													
1	9:31:39.462	1:11.414	+16.651	33.226	19.660	18.528							
2	9:32:37.461	57.999	+3.236	23.763	17.213	17.023							
3	9:33:33.304	55.843	+1.080	22.475	16.530	16.838							
4	9:34:28.978	55.674	+0.911	22.215	16.896	16.563							
5	9:35:23.741	54.763		21.957	16.391	16.415							
(660) Maxi FLEISCHMANN													
1	9:31:26.104	1:07.134	+12.322	30.362	18.697	18.075							
2	9:32:23.097	56.993	+2.181	23.122	16.891	16.980							
3	9:33:18.390	55.293	+0.481	22.242	16.501	16.550							
4	9:34:13.224	54.834	+0.022	21.844	16.510	16.480							
5	9:35:08.036	54.812		21.901	16.495	16.416							
(643) Pascal MARSCHALL													
1	9:31:26.080	1:05.434	+10.567	29.205	18.457	17.772							
2	9:32:22.606	56.526	+1.659	22.885	16.884	16.757							
3	9:33:18.058	55.452	+0.585	22.135	16.517	16.800							
4	9:34:13.522	55.464	+0.597	22.101	16.796	16.567							
5	9:35:08.389	54.867		21.942	16.458	16.467							
(637) Alexandre FINKELSTEIN													
1	9:31:40.073	1:11.683	+16.807	33.442	20.056	18.185							
2	9:32:37.978	57.905	+3.029	23.452	17.195	17.258							
3	9:33:34.267	56.289	+1.413	22.531	16.985	16.773							
4	9:34:29.594	55.327	+0.451	22.144	16.568	16.615							
5	9:35:24.470	54.876		21.999	16.350	16.527							



Rotax Euro Challenge 2013 Genk / Belgium

Rotax DD2

Genk / Belgium 1,360 Km

Warm up qualified 1-28

2013-03-31 09:30

Practice (5:00 Time) started at 9:30:01

Lap	Time of Day	Lap Tm	Diff	S1 Tm	S2 Tm	S3 Tm	Lap	Time of Day	Lap Tm	Diff	S1 Tm	S2 Tm	S3 Tm
(634) Christophe RAYMAKERS													
1	9:31:19.324	1:03.512	+8.614	27.472	18.350	17.690							
2	9:32:15.842	56.518	+1.620	22.934	16.874	16.710							
3	9:33:11.056	55.214	+0.316	22.137	16.512	16.565							
4	9:34:05.954	54.898		21.986	16.424	16.488							
5	9:35:00.894	54.940	+0.042	22.037	16.386	16.517							
(631) Barrie PULLINGER													
1	9:31:28.137	1:05.695	+10.747	29.269	18.614	17.812							
2	9:32:24.526	56.389	+1.441	22.883	16.634	16.872							
3	9:33:20.238	55.712	+0.764	22.572	16.603	16.537							
4	9:34:15.186	54.948		22.057	16.422	16.469							
5	9:35:10.145	54.959	+0.011	21.939	16.348	16.672							
(650) Mario VENDLA													
1	9:31:29.036	1:10.877	+15.929	33.214	20.176	17.487							
2	9:32:25.436	56.400	+1.452	22.774	16.888	16.738							
3	9:33:20.875	55.439	+0.491	22.295	16.521	16.623							
4	9:34:15.940	55.065	+0.117	22.094	16.403	16.568							
5	9:35:10.888	54.948		22.002	16.424	16.522							
(645) Chris STERKEN													
1	9:31:22.235	1:04.453	+9.498	29.011	18.063	17.379							
2	9:32:19.190	56.955	+2.000	23.243	16.985	16.727							
3	9:33:14.543	55.353	+0.398	22.194	16.523	16.636							
4	9:34:10.054	55.511	+0.556	22.542	16.464	16.505							
5	9:35:05.009	54.955		21.839	16.412	16.704							
(719) Florent LAMBERT													
1	9:31:25.103	1:06.942	+11.872	30.357	18.732	17.853							
2	9:32:21.937	56.834	+1.764	22.957	17.086	16.791							
3	9:33:17.506	55.569	+0.499	22.318	16.604	16.647							
4	9:34:12.775	55.269	+0.199	22.010	16.520	16.739							
5	9:35:07.845	55.070		22.030	16.473	16.567							
(642) Niklas OLSEN													
1	9:31:24.424	1:06.744	+11.673	30.481	18.644	17.619							
2	9:32:21.187	56.763	+1.692	22.925	16.972	16.866							
3	9:33:17.115	55.928	+0.857	22.608	16.611	16.709							
4	9:34:12.282	55.167	+0.096	22.058	16.508	16.601							
5	9:35:07.353	55.071		22.057	16.497	16.517							
(659) Giel BRONDER													
1	9:31:27.195	1:07.028	+11.885	29.716	19.139	18.173							
2	9:32:24.716	57.521	+2.378	23.330	17.013	17.178							
3	9:33:20.753	56.037	+0.894	22.571	16.732	16.734							
4	9:34:16.360	55.607	+0.464	22.485	16.544	16.578							
5	9:35:11.503	55.143		22.125	16.462	16.556							
(617) Luka KAMALI													
1	9:31:28.741	1:06.968	+9.326	30.278	18.873	17.817							
2	9:32:26.383	57.642		23.776	16.960	16.906							
(649) Alexander ZENKIN													
1	9:31:43.070	1:28.295		47.484	21.621	19.190							



Rotax Euro Challenge 2013 Genk / Belgium

Rotax DD2

Genk / Belgium 1,360 Km

Second Chance Heat **-NEW-**

2013-03-31 10:10

Race (10 Laps) started at 10:14:57

Pos	No.	Name	Nat.	Chassis	Race Team	Laps	Total Tm	Diff	Best Tm	In Lap	km/h	Points
1	604	PATRICK PEARCE	GBR	Tonykart	Tatum Racing	10	9:08.166		54.124	9	90,459	0
2	639	Maxime GRAVOUILLE	FRA	Sodi	Kart Pro Racing	10	9:08.700	0.534	54.039	9	90,601	0
3	656	Julien RENAUDIN	FRA	Sodi	KPR	10	9:14.062	5.896	54.382	5	90,030	0
4	647	Alex BEGGI	ITA	Formula K	FK Racing Team AB Ltd	10	9:14.159	5.993	54.234	7	90,275	0
5	700	Christophe ADAMS	FRA	Formula K	Sporting Formula K France	10	9:14.616	6.450	54.616	7	89,644	0
6	658	Janno THEUSSING	NLD	Gillard	PDB Racing	10	9:17.585	9.419	54.367	6	90,055	0
7	651	Andreas STIEHR	DEU	Intrepid	KSW Racing	10	9:17.728	9.562	54.427	6	89,955	0
8	623	Marcel STEINERT	DEU	Tonykart	KSW Racing	10	9:17.892	9.726	54.431	6	89,949	0
9	644	Sascha-Pio HAIDA	DEU	Birel	Haida Motorsport	10	9:19.848	11.682	54.384	6	90,026	0
10	621	MARTINS STEINERTS	LVA	MS Kart	MS Kart Racing Team	10	9:20.676	12.510	54.932	9	89,128	0
11	748	Mikko LAINE	FIN	Formula K	Mikko Laine	10	9:22.062	13.896	54.591	6	89,685	0
12	725	Igor MUKHIN	RUS	Intrepid	Intrepid Driver Program	10	9:22.267	14.101	54.155	6	90,407	0
13	641	Tomas PYTTLIK	GBR	Alonso		10	9:22.402	14.236	54.556	7	89,743	0
14	732	Marc BERTEAUX	FRA	Birel	MGT	10	9:23.315	15.149	54.421	6	89,965	0
15	676	Luke VAN RENSBURG	ZAF	CRG	CRG Holland	10	9:27.314	19.148	54.281	7	90,197	0
16	718	Tamsin GERMAIN	GBR	Gillard	DG Racing	10	9:28.785	20.619	54.932	6	89,128	0
17	740	Mathias BAUMEISTER	DEU	Tonykart	KSW Racing	10	9:29.459	21.293	55.050	8	88,937	0
18	655	Karel FRANSEN	BEL	Zanardi	Schepers Racing	10	9:30.426	22.260	54.446	9	89,924	0
19	777	Lourens VAN RENSBURG	ZAF	CRG	CRG Holland	10	9:32.088	23.922	55.206	6	88,686	0
20	611	ERWIN MONTFOORT	NLD	Gillard	Montfoort Motorsport	10	9:32.520	24.354	54.362	6	90,063	0
21	736	Maxim SHAPOSHNIKOV	RUS	Kosmic	TBA	10	9:40.264	32.098	55.865	6	87,640	0
22	624	Anna-Lisa DREYSPRING	DEU	CRG	TAD Racing	10	9:58.993	50.827	55.303	8	88,530	0
23	735	Chris GROEN	NLD	Kosmic	Team Kroes	3	3:02.028	7 Laps	56.129	3	87,228	0
24	626	Andrey STEPANOV	RUS	Intrepid	Intrepid Driver Program		1.200	10 Laps		0	-	0
25	746	Dennis KROES	NLD	Tonykart	Team Kroes		1.272	10 Laps		0	-	0
26	730	Normunds STANEVICS	LVA	Gillard	MRG Racing					0	-	0

Not classified

DQ	652	Damien VUILLAUME	FRA	Flandria	Flandria Competition Kart	10	9:09.501	DQ	54.103	7	90,494	0
----	-----	------------------	-----	----------	---------------------------	----	----------	----	--------	---	--------	---

Announcements

These results are provisional until the conclusion of any judicial and technical matters

No. 725 warning board

Started: 27 Classified: 26 Not classified: 1

No. 652 excluded of second chance heat / reason technical non conformity

No. 655 + 611 time penalty 10 sec. / reason unfair driving

Margin of Victory	Ø km/h	Best Lap Tm	km/h	Best Lap by
0.534	89,316	54.039	90,601	639 - Maxime GRAVOUILLE

Official Timing www.camp-company.de / www.motorsport-events.se

Orbits

Timekeeping Ingrid and Meik Wagner:

Clerk of the course Nigel Edwards:

www.mylaps.com

Steward (Chairman) Horst Seidel:

Chief Scrutineer Paul Klaassen:

Licensed to: Motorsport Events

Printed: 2013-03-31 11:08:42

posted at:

h



Rotax Euro Challenge 2013 Genk / Belgium

Rotax DD2 Genk / Belgium 1,360 Km
 Second Chance Heat 2013-03-31 10:10
 Race (10 Laps) started at 10:14:57

Lap	Time of Day	Lap Tm	Diff	S1 Tm	S2 Tm	S3 Tm	Lap	Time of Day	Lap Tm	Diff	S1 Tm	S2 Tm	S3 Tm
(604) PATRICK PEARCE							5	10:19:37.165	54.818	+0.202	21.832	16.410	16.576
1	10:15:54.946	57.713	+3.589	23.877	17.065	16.771	6	10:20:32.458	55.293	+0.677	22.271	16.569	16.453
2	10:16:50.439	55.493	+1.369	22.134	16.628	16.731	7	10:21:27.074	54.616		21.848	16.286	16.482
3	10:17:45.365	54.926	+0.802	21.905	16.440	16.581	8	10:22:22.184	55.110	+0.494	22.412	16.289	16.409
4	10:18:39.911	54.546	+0.422	21.875	16.301	16.370	9	10:23:16.885	54.701	+0.085	21.884	16.341	16.476
5	10:19:34.139	54.228	+0.104	21.654	16.216	16.358	10	10:24:11.849	54.964	+0.348	21.928	16.440	16.596
6	10:20:28.337	54.198	+0.074	21.624	16.239	16.335	(658) Janno THEUSSING						
7	10:21:22.588	54.251	+0.127	21.638	16.257	16.356	1	10:15:57.507	59.428	+5.061	25.376	17.209	16.843
8	10:22:16.775	54.187	+0.063	21.709	16.171	16.307	2	10:16:53.361	55.854	+1.487	22.070	16.724	17.060
9	10:23:10.899	54.124		21.567	16.246	16.311	3	10:17:48.407	55.046	+0.679	22.169	16.382	16.495
10	10:24:05.399	54.500	+0.376	21.752	16.330	16.418	4	10:18:43.748	55.341	+0.974	22.087	16.847	16.407
(639) Maxime GRAVOUILLE							5	10:19:38.994	55.246	+0.879	22.418	16.437	16.391
1	10:15:56.063	58.482	+4.443	24.570	17.017	16.895	6	10:20:33.361	54.367		21.792	16.276	16.299
2	10:16:51.485	55.422	+1.383	22.187	16.607	16.628	7	10:21:28.688	55.327	+0.960	22.485	16.424	16.418
3	10:17:46.345	54.860	+0.821	21.935	16.422	16.503	8	10:22:23.812	55.124	+0.757	22.450	16.290	16.384
4	10:18:40.762	54.417	+0.378	21.759	16.242	16.416	9	10:23:18.665	54.853	+0.486	21.841	16.351	16.661
5	10:19:34.976	54.214	+0.175	21.635	16.201	16.378	10	10:24:14.818	56.153	+1.786	22.166	17.165	16.822
6	10:20:29.208	54.232	+0.193	21.648	16.190	16.394	(651) Andreas STIEHR						
7	10:21:23.299	54.091	+0.052	21.642	16.140	16.309	1	10:15:59.810	1:01.183	+6.756	25.902	17.735	17.546
8	10:22:17.454	54.155	+0.116	21.555	16.235	16.365	2	10:16:55.808	55.998	+1.571	22.484	16.871	16.643
9	10:23:11.493	54.039		21.557	16.156	16.326	3	10:17:50.953	55.145	+0.718	21.961	16.463	16.721
10	10:24:05.933	54.440	+0.401	21.700	16.293	16.447	4	10:18:45.689	54.736	+0.309	21.859	16.341	16.536
(652) Damien VUILLAUME							5	10:19:40.428	54.739	+0.312	22.008	16.281	16.450
1	10:15:56.452	58.620	+4.517	24.885	16.842	16.893	6	10:20:34.855	54.427		21.692	16.297	16.438
2	10:16:51.729	55.277	+1.174	22.120	16.543	16.614	7	10:21:29.438	54.583	+0.156	21.781	16.348	16.454
3	10:17:46.631	54.902	+0.799	22.033	16.348	16.521	8	10:22:24.162	54.724	+0.297	21.923	16.363	16.438
4	10:18:41.079	54.448	+0.345	21.794	16.227	16.427	9	10:23:19.535	55.373	+0.946	22.426	16.525	16.422
5	10:19:35.380	54.301	+0.198	21.688	16.195	16.418	10	10:24:14.961	55.426	+0.999	21.986	16.648	16.792
6	10:20:29.569	54.189	+0.086	21.689	16.128	16.372	(623) Marcel STEINERT						
7	10:21:23.672	54.103		21.615	16.125	16.363	1	10:16:00.812	1:02.446	+8.015	27.222	17.863	17.361
8	10:22:17.883	54.211	+0.108	21.706	16.126	16.379	2	10:16:56.471	55.659	+1.228	22.222	16.677	16.760
9	10:23:12.178	54.295	+0.192	21.764	16.184	16.347	3	10:17:51.444	54.973	+0.542	21.945	16.461	16.567
10	10:24:06.734	54.556	+0.453	21.874	16.246	16.436	4	10:18:45.988	54.544	+0.113	21.899	16.275	16.370
(656) Julien RENAUDIN							5	10:19:40.579	54.591	+0.160	21.958	16.239	16.394
1	10:15:57.023	58.826	+4.444	24.895	16.972	16.959	6	10:20:35.010	54.431		21.816	16.277	16.338
2	10:16:53.157	56.134	+1.752	22.506	16.855	16.773	7	10:21:29.546	54.536	+0.105	21.944	16.162	16.430
3	10:17:48.033	54.876	+0.494	21.961	16.405	16.510	8	10:22:24.342	54.796	+0.365	22.084	16.353	16.359
4	10:18:42.918	54.885	+0.503	21.954	16.517	16.414	9	10:23:19.378	55.036	+0.605	22.152	16.405	16.479
5	10:19:37.300	54.382		21.812	16.202	16.368	10	10:24:15.125	55.747	+1.316	21.908	17.120	16.719
6	10:20:32.087	54.787	+0.405	22.029	16.279	16.479	(644) Sascha-Pio HAIDA						
7	10:21:26.544	54.457	+0.075	21.704	16.296	16.457	1	10:15:56.824	59.133	+4.749	25.274	16.976	16.883
8	10:22:21.071	54.527	+0.145	21.729	16.309	16.489	2	10:16:52.733	55.909	+1.525	22.596	16.748	16.565
9	10:23:15.638	54.567	+0.185	21.746	16.347	16.474	3	10:17:47.752	55.019	+0.635	22.122	16.449	16.448
10	10:24:11.295	55.657	+1.275	22.310	16.592	16.755	4	10:18:43.280	55.528	+1.144	22.166	16.938	16.424
(647) Alex BEGGI							5	10:19:39.177	55.897	+1.513	23.080	16.355	16.462
1	10:15:58.421	1:00.862	+6.628	25.722	17.596	17.544	6	10:20:33.561	54.384		21.754	16.269	16.361
2	10:16:53.830	55.409	+1.175	22.283	16.586	16.540	7	10:21:28.829	55.268	+0.884	22.397	16.486	16.385
3	10:17:48.666	54.836	+0.602	21.961	16.445	16.430	8	10:22:23.562	54.733	+0.349	22.040	16.337	16.356
4	10:18:43.434	54.768	+0.534	21.893	16.502	16.373	9	10:23:18.739	55.177	+0.793	21.647	16.239	17.291
5	10:19:38.619	55.185	+0.951	22.508	16.235	16.442	10	10:24:17.081	58.342	+3.958	22.122	16.900	19.320
6	10:20:32.977	54.358	+0.124	21.706	16.276	16.376	(655) Karel FRANSEN						
7	10:21:27.211	54.234		21.588	16.314	16.332	1	10:16:01.982	1:03.229	+8.783	25.885	17.221	20.123
8	10:22:21.677	54.466	+0.232	21.877	16.265	16.324	2	10:16:58.238	56.256	+1.810	22.802	16.809	16.645
9	10:23:15.929	54.252	+0.018	21.659	16.258	16.335	3	10:17:53.678	55.440	+0.994	21.978	16.575	16.887
10	10:24:11.392	55.463	+1.229	22.009	16.930	16.524	4	10:18:48.341	54.663	+0.217	21.838	16.398	16.427
(700) Christophe ADAMS							5	10:19:44.982	56.641	+2.195	23.692	16.448	16.501
1	10:15:56.655	58.929	+4.313	24.674	17.028	17.227	6	10:20:39.439	54.457	+0.011	21.624	16.368	16.465
2	10:16:52.553	55.898	+1.282	22.503	16.705	16.690	7	10:21:34.000	54.561	+0.115	21.782	16.352	16.427
3	10:17:47.547	54.994	+0.378	21.969	16.476	16.549	8	10:22:28.455	54.455	+0.009	21.763	16.245	16.447
4	10:18:42.347	54.800	+0.184	21.888	16.371	16.541	9	10:23:22.901	54.446		21.704	16.274	16.468
							10	10:24:17.659	54.758	+0.312	21.925	16.326	16.507



Rotax Euro Challenge 2013 Genk / Belgium

Rotax DD2 Genk / Belgium 1,360 Km
 Second Chance Heat 2013-03-31 10:10

Race (10 Laps) started at 10:14:57

Lap	Time of Day	Lap Tm	Diff	S1 Tm	S2 Tm	S3 Tm	Lap	Time of Day	Lap Tm	Diff	S1 Tm	S2 Tm	S3 Tm
(621) MARTINS STEINERTS													
1	10:16:00.246	1:01.561	+6.629	26.946	17.400	17.215	5	10:19:47.626	55.043	+0.622	22.256	16.437	16.350
2	10:16:56.724	56.478	+1.546	22.467	16.840	17.171	6	10:20:42.047	54.421		21.644	16.297	16.480
3	10:17:52.339	55.615	+0.683	22.421	16.500	16.694	7	10:21:36.608	54.561	+0.140	21.745	16.394	16.422
4	10:18:47.899	55.560	+0.628	22.497	16.484	16.579	8	10:22:31.068	54.460	+0.039	21.709	16.275	16.476
5	10:19:42.902	55.003	+0.071	22.002	16.400	16.601	9	10:23:25.746	54.678	+0.257	21.718	16.520	16.440
6	10:20:37.919	55.017	+0.085	22.091	16.395	16.531	10	10:24:20.548	54.802	+0.381	21.903	16.396	16.503
7	10:21:32.888	54.969	+0.037	22.037	16.384	16.548	(676) Luke VAN RENSBURG						
8	10:22:27.858	54.970	+0.038	21.988	16.401	16.581	1	10:16:07.495	1:08.727	+14.446	25.767	25.524	17.436
9	10:23:22.790	54.932		16.403	16.601	16.601	2	10:17:04.753	57.258	+2.977	22.610	17.544	17.104
10	10:24:17.909	55.119	+0.187	22.224	16.349	16.546	3	10:17:59.901	55.148	+0.867	22.148	16.544	16.456
(748) Mikko LAINE													
1	10:16:01.218	1:02.279	+7.688	27.181	17.742	17.356	4	10:18:55.382	55.481	+1.200	22.159	16.754	16.568
2	10:16:57.049	55.831	+1.240	22.366	16.707	16.758	5	10:19:50.305	54.923	+0.642	22.185	16.271	16.467
3	10:17:52.496	55.447	+0.856	22.288	16.593	16.566	6	10:20:45.035	54.730	+0.449	21.722	16.581	16.427
4	10:18:48.709	56.213	+1.622	22.791	16.893	16.529	7	10:21:39.316	54.281		21.598	16.317	16.366
5	10:19:45.682	56.973	+2.382	23.651	16.716	16.606	8	10:22:34.803	55.487	+1.206	22.405	16.500	16.582
6	10:20:40.273	54.591		21.821	16.340	16.430	9	10:23:29.831	55.028	+0.747	22.045	16.360	16.623
7	10:21:34.960	54.687	+0.096	21.822	16.372	16.493	10	10:24:24.547	54.716	+0.435	21.795	16.324	16.597
8	10:22:29.740	54.780	+0.189	21.815	16.451	16.514	(718) Tamsin GERMAIN						
9	10:23:24.441	54.701	+0.110	21.813	16.381	16.507	1	10:16:04.584	1:06.269	+11.337	30.718	18.197	17.354
10	10:24:19.295	54.854	+0.263	21.851	16.400	16.603	2	10:17:02.468	57.884	+2.952	23.920	16.987	16.977
(725) Igor MUKHIN													
1	10:16:04.239	1:05.645	+11.490	28.483	19.035	18.127	3	10:17:58.916	55.948	+1.016	22.437	16.633	16.878
2	10:17:01.793	57.554	+3.399	23.078	17.240	17.236	4	10:18:53.904	55.488	+0.556	22.331	16.536	16.621
3	10:17:56.990	55.197	+1.042	22.138	16.517	16.542	5	10:19:49.276	55.372	+0.440	22.194	16.526	16.652
4	10:18:52.366	55.376	+1.221	21.872	16.725	16.779	6	10:20:44.208	54.932		21.872	16.414	16.646
5	10:19:47.250	54.884	+0.729	22.163	16.426	16.295	7	10:21:39.166	54.958	+0.026	21.933	16.404	16.621
6	10:20:41.405	54.155		21.592	16.221	16.342	8	10:22:34.739	55.573	+0.641	22.370	16.530	16.673
7	10:21:36.113	54.708	+0.553	21.634	16.651	16.423	9	10:23:30.566	55.827	+0.895	22.411	16.597	16.819
8	10:22:30.599	54.486	+0.331	21.611	16.207	16.668	10	10:24:26.018	55.452	+0.520	22.064	16.503	16.885
9	10:23:24.875	54.276	+0.121	21.834	16.197	16.245	(740) Mathias BAUMEISTER						
10	10:24:19.500	54.625	+0.470	21.799	16.413	16.413	1	10:16:04.355	1:05.300	+10.250	28.361	18.729	18.210
(641) Tomas PYTTLIK													
1	10:16:01.542	1:02.727	+8.171	27.115	17.856	17.756	2	10:17:02.409	58.054	+3.004	23.674	17.014	17.366
2	10:16:58.118	56.576	+2.020	23.053	16.787	16.736	3	10:17:58.899	56.490	+1.440	22.844	16.782	16.864
3	10:17:53.830	55.712	+1.156	22.002	16.582	17.128	4	10:18:54.299	55.400	+0.350	22.081	16.561	16.758
4	10:18:48.946	55.116	+0.560	22.147	16.387	16.582	5	10:19:49.959	55.660	+0.610	22.401	16.527	16.732
5	10:19:45.829	56.883	+2.327	23.766	16.620	16.497	6	10:20:45.746	55.787	+0.737	21.972	17.010	16.805
6	10:20:40.548	54.719	+0.163	22.028	16.279	16.412	7	10:21:41.011	55.265	+0.215	22.036	16.449	16.780
7	10:21:35.104	54.556		21.785	16.341	16.430	8	10:22:36.061	55.050		21.994	16.426	16.630
8	10:22:29.894	54.790	+0.234	22.049	16.293	16.448	9	10:23:31.366	55.305	+0.255	22.042	16.563	16.700
9	10:23:24.574	54.680	+0.124	21.903	16.291	16.486	10	10:24:26.692	55.326	+0.276	22.078	16.525	16.723
10	10:24:19.635	55.061	+0.505	21.903	16.413	16.745	(777) Lourens VAN RENSBURG						
(611) ERWIN MONTFOORT													
1	10:16:04.168	1:05.974	+11.612	25.531	17.213	23.230	1	10:16:04.814	1:04.647	+9.441	27.651	18.819	18.177
2	10:17:02.047	57.879	+3.517	23.118	17.198	17.563	2	10:17:03.286	58.472	+3.266	23.967	17.572	16.933
3	10:17:57.157	55.110	+0.748	22.166	16.366	16.578	3	10:17:59.498	56.212	+1.006	22.594	16.811	16.807
4	10:18:52.224	55.067	+0.705	21.907	16.330	16.830	4	10:18:55.257	55.759	+0.553	22.387	16.602	16.770
5	10:19:46.899	54.675	+0.313	21.944	16.337	16.394	5	10:19:51.941	56.684	+1.478	23.382	16.569	16.733
6	10:20:41.261	54.362		21.651	16.329	16.382	6	10:20:47.147	55.206		22.016	16.602	16.588
7	10:21:35.761	54.500	+0.138	21.596	16.560	16.344	7	10:21:42.412	55.265	+0.059	22.103	16.502	16.660
8	10:22:30.667	54.906	+0.544	21.637	16.262	17.007	8	10:22:37.902	55.490	+0.284	22.145	16.618	16.727
9	10:23:25.309	54.642	+0.280	22.012	16.266	16.364	9	10:23:33.530	55.628	+0.422	22.266	16.695	16.667
10	10:24:19.753	54.444	+0.082	21.707	16.238	16.499	10	10:24:29.321	55.791	+0.585	22.364	16.687	16.740
(732) Marc BERTEAUX													
1	10:16:04.320	1:05.872	+11.451	25.513	17.272	23.087	(736) Maxim SHAPOSHNIKOV						
2	10:17:02.165	57.845	+3.424	23.151	17.403	17.291	1	10:16:05.026	1:05.902	+10.037	27.764	20.513	17.625
3	10:17:57.684	55.519	+1.098	22.338	16.577	16.604	2	10:17:05.397	1:00.371	+4.506	23.741	18.813	17.817
4	10:18:52.583	54.899	+0.478	21.954	16.437	16.508	3	10:18:02.104	56.707	+0.842	22.891	16.842	16.974
							4	10:18:58.526	56.422	+0.557	22.654	16.810	16.958
							5	10:19:55.253	56.727	+0.862	22.820	16.978	16.929
							6	10:20:51.118	55.865		22.269	16.689	16.907
							7	10:21:47.563	56.445	+0.580	22.609	16.879	16.957
							8	10:22:44.091	56.528	+0.663	22.622	16.899	17.007
							9	10:23:40.422	56.331	+0.466	22.540	16.802	16.989
							10	10:24:37.497	57.075	+1.210	23.036	16.941	17.098




Rotax Euro Challenge 2013 Genk / Belgium

Rotax DD2 Genk / Belgium 1,360 Km
 Second Chance Heat 2013-03-31 10:10

Race (10 Laps) started at 10:14:57

Lap	Time of Day	Lap Tm	Diff	S1 Tm	S2 Tm	S3 Tm	Lap	Time of Day	Lap Tm	Diff	S1 Tm	S2 Tm	S3 Tm
(624) Anna-Lisa DREYSPRING													
1	10:15:59.879	1:01.296	+5.993	26.694	17.303	17.299							
2	10:16:56.995	57.116	+1.813	22.594	16.857	17.665							
3	10:17:52.835	55.840	+0.537	22.656	16.554	16.630							
4	10:18:48.181	55.346	+0.043	22.285	16.464	16.597							
5	10:20:18.576	1:30.395	+35.092	54.956	18.264	17.175							
6	10:21:14.416	55.840	+0.537	22.334	16.599	16.907							
7	10:22:09.741	55.325	+0.022	22.086	16.426	16.813							
8	10:23:05.044	55.303		22.201	16.390	16.712							
9	10:24:00.413	55.369	+0.066	22.024	16.591	16.754							
10	10:24:56.226	55.813	+0.510	22.154	16.628	17.031							
(735) Chris GROEN													
1	10:16:04.465	1:05.083	+8.954	27.774	19.183	18.126							
2	10:17:03.132	58.667	+2.538	23.932	17.763	16.972							
3	10:17:59.261	56.129		22.584	16.807	16.738							

Timekeeping Ingrid and Meik Wagner:  Clerk of the course Nigel Edwards: www.mylaps.com
 Steward (Chairman) Horst Seidel: Chief Scrutineer Paul Klaassen: Licensed to: Motorsport Events
 Printed: 2013-03-31 10:27:04 posted at: h Page 3/3

Rotax Euro Challenge 2013
 Class: Rotax Max DD2
 Date/Time: 2013-03-31 11:20

Track: Genk / Belgium
 Heat: Prefinal
 Laps: 13

-NEW-

Edition 1

Christophe ADAMS	700	2nd Chance 5	17	Janno THEUSSING	658	2nd Chance 6
	33				34	
Julien RENAUDIN	656	2nd Chance 3	16	Alex BEGGI	647	2nd Chance 4
	31				32	
PATRICK PEARCE	604	2nd Chance 1	15	Maxime GRAVOUILLE	639	2nd Chance 2
	29				30	
Alexis COURSAULT	633	Points 42 Quali Rank 31	14	Luka KAMALI	617	Points 44 Quali Rank 18
	27				28	
Giel BRONDER	659	Points 41 Quali Rank 30	13	Mario VENDLA	650	Points 42 Quali Rank 12
	25				26	
Maxi FLEISCHMANN	660	Points 40 Quali Rank 44	12	Christophe RAYMAKERS	634	Points 41 Quali Rank 21
	23				24	
Martins LAPINS	654	Points 39 Quali Rank 53	11	Alexander ZENKIN	649	Points 40 Quali Rank 26
	21				22	
Niklas OLSEN	642	Points 38 Quali Rank 52	10	Florent LAMBERT	719	Points 39 Quali Rank 22
	19				20	
Pascal MARSCHALL	643	Points 34 Quali Rank 16	9	Marcel SCHIRMER	615	Points 35 Quali Rank 17
	17				18	
Haralds GARKAKLIS	609	Points 30 Quali Rank 24	8	Andreas BACKMAN	622	Points 34 Quali Rank 15
	15				16	
Chris STERKEN	645	Points 24 Quali Rank 19	7	Antti RAMMO	616	Points 29 Quali Rank 11
	13				14	
Alexandre FINKELSTEIN	637	Points 22 Quali Rank 9	6	Ben COOPER	628	Points 22 Quali Rank 45
	11				12	
Kevin LUDI	608	Points 17 Quali Rank 10	5	Ferenc KANCSAR	629	Points 22 Quali Rank 2
	9				10	
Shaun SLAVIN	627	Points 10 Quali Rank 8	4	Barrie PULLINGER	631	Points 12 Quali Rank 7
	7				8	
Sandro LUKOVIC	653	Points 9 Quali Rank 4	3	Lucas ORROCK	606	Points 9 Quali Rank 14
	5				6	
Sean BABINGTON	638	Points 6 Quali Rank 1	2	Mathias DETIGE	601	Points 6 Quali Rank 6
	3				4	
Xen DE RUWE	603	Points 0 Quali Rank 3	1	MIIKA LAIHO	602	Points 4 Quali Rank 5
	1				2	

Pole Position

Clerk of the course Nigel Edwards:
 Stewards (Chairman) Horst Seidel:

Scrutineer Paul Klaassen:
 Timekeeping Ingrid/Meik Wagner:



Rotax Euro Challenge 2013 Genk / Belgium

Rotax DD2

Genk / Belgium 1,360 Km

Pre-Final **-NEW-**

2013-03-31 11:20

Race (13 Laps) started at 11:25:01

Pos	No.	Name	Nat.	Chassis	Race Team	Laps	Total Tm	Diff	Best Tm	In Lap	km/h	Points
1	602	MIIKA LAIHO	FIN	Tonykart	MPT Racing	13	11:50.261		54.100	4	90,499	34
2	603	Xen DE RUWE	BEL	Formula K	FK Racing Team AB Ltd	13	11:50.344	0.083	54.096	5	90,506	33
3	653	Sandro LUKOVIC	AUT	Intrepid	Intrepid Driver Program	13	11:53.286	3.025	54.270	4	90,216	32
4	638	Sean BABINGTON	GBR	Alonso	Dan Holland Racing	13	11:53.536	3.275	54.292	5	90,179	31
5	629	Ferenc KANCSAR	HUN	Birel	KMS Europe	13	11:53.775	3.514	54.059	6	90,568	30
6	601	Mathias DETIGE	BEL	MS Kart	Bouvin Power	13	11:55.920	5.659	54.010	5	90,650	29
7	628	Ben COOPER	CAN	Birel	KMS Europe	13	11:56.096	5.835	54.157	6	90,404	28
8	645	Chris STERKEN	NLD	CRG	CRG Holland	13	11:56.682	6.421	54.253	6	90,244	27
9	631	Barrie PULLINGER	GBR	Alonso	Dan Holland Racing	13	11:57.323	7.062	54.247	7	90,254	26
10	654	Martins LAPINS	LVA	Energy	RKV Racing	13	11:57.971	7.710	54.240	6	90,265	25
11	637	Alexandre FINKELSTEIN	FRA	Tonykart	MD Competition	13	11:58.033	7.772	54.397	6	90,005	24
12	608	Kevin LUDI	CHE	Birel	Spirit Racing	13	11:58.963	8.702	54.763	11	89,403	23
13	622	Andreas BACKMAN	SWE	Tonykart	Strawberry Racing	13	11:59.937	9.676	54.248	6	90,252	22
14	634	Christophe RAYMAKERS	BEL	Gillard	DFK	13	12:00.458	10.197	54.388	7	90,020	21
15	639	Maxime GRAVOUILLE	FRA	Sodi	Kart Pro Racing	13	12:01.010	10.749	54.325	11	90,124	20
16	616	Antti RAMMO	EST	Tonykart	Aix Racing Team	13	12:01.317	11.056	54.470	6	89,884	19
17	617	Luka KAMALI	DEU	CRG	TAD Racing	13	12:02.964	12.703	54.440	6	89,934	18
18	700	Christophe ADAMS	FRA	Formula K	Sporting Formula K France	13	12:03.271	13.010	54.552	9	89,749	17
19	719	Florent LAMBERT	GBR	Tonykart	Tatum Racing	13	12:03.579	13.318	54.436	5	89,940	16
20	615	Marcel SCHIRMER	DEU	CRG	Kartsport Klimm	13	12:03.770	13.509	54.441	7	89,932	15
21	606	Lucas ORROCK	GBR	Kosmic	Team Orrok	13	12:03.843	13.582	54.436	12	89,940	14
22	604	PATRICK PEARCE	GBR	Tonykart	Tatum Racing	13	12:04.884	14.623	54.356	7	90,073	13
23	627	Shaun SLAVIN	GBR	Intrepid	Intrepid Driver Program	13	12:04.903	14.642	54.320	6	90,133	12
24	643	Pascal MARSCHALL	DEU	CRG	TAD Racing	13	12:05.759	15.498	54.424	5	89,960	11
25	656	Julien RENAUDIN	FRA	Sodi	KPR	13	12:06.608	16.347	54.472	6	89,881	10
26	660	Maxi FLEISCHMANN	DEU	Mach 1	Mach 1	13	12:08.376	18.115	54.608	9	89,657	9
27	659	Giel BRONDER	NLD	Gillard	PDB Racing	13	12:08.693	18.432	54.618	6	89,641	8
28	650	Mario VENDLA	EST	Zanardi	AGS Racing	13	12:08.927	18.666	54.692	5	89,519	7
29	609	Haralds GARKAKLIS	LVA	Gillard	MRG Racing	13	12:09.012	18.751	54.375	5	90,041	6
30	642	Niklas OLSEN	DNK	Praga	Josh Hart Racing	13	12:09.750	19.489	54.694	9	89,516	5
31	658	Janno THEUSSING	NLD	Gillard	PDB Racing	13	12:10.234	19.973	54.785	8	89,368	4
32	649	Alexander ZENKIN	RUS	Intrepid	Intrepid Driver Program	13	12:12.280	22.019	54.930	9	89,132	3
33	647	Alex BEGGI	ITA	Formula K	FK Racing Team AB Ltd	13	12:20.934	30.673	54.700	6	89,506	2
34	633	Alexis COURSAULT	FRA	Birel	MGT	8	7:36.269	5 Laps	54.417	8	89,972	1

Announcements

These results are provisional until the conclusion of any judicial and technical matters

No. 627 + 609 warning board

No. 628 time penalty 3 sec / reason leaving corridor

Started: 34 Classified: 34 Not classified: 0

No. 627 time penalty 10 sec. / reason unfair driving

Margin of Victory	Ø km/h	Best Lap Tm	km/h	Best Lap by
0.083	89,612	54.010	90,650	601 - Mathias DETIGE

Official Timing www.camp-company.de / www.motorsport-events.se

Orbits

Timekeeping Ingrid and Meik Wagner:

Clerk of the course Nigel Edwards:

www.mylaps.com

Steward (Chairman) Horst Seidel:

Chief Scrutineer Paul Klaassen:

Licensed to: Motorsport Events

Printed: 2013-03-31 12:21:09

posted at:

h



Rotax Euro Challenge 2013 Genk / Belgium

Rotax DD2 Genk / Belgium 1,360 Km
 Pre-Final 2013-03-31 11:20

Race (13 Laps) started at 11:25:01

Lap	Time of Day	Lap Tm	Diff	S1 Tm	S2 Tm	S3 Tm	Lap	Time of Day	Lap Tm	Diff	S1 Tm	S2 Tm	S3 Tm
(602) MIKA LAIHO							5	11:29:38.935	54.474	+0.415	21.893	16.243	16.338
1	11:25:58.750	57.315	+3.215	23.790	16.818	16.707	6	11:30:32.994	54.059	21.595	16.176	16.288	16.288
2	11:26:54.237	55.487	+1.387	22.287	16.701	16.499	7	11:31:27.389	54.395	+0.336	21.759	16.270	16.366
3	11:27:48.765	54.528	+0.428	21.848	16.325	16.355	8	11:32:21.799	54.410	+0.351	21.806	16.307	16.297
4	11:28:42.865	54.100		21.660	16.177	16.263	9	11:33:16.263	54.464	+0.405	21.779	16.311	16.374
5	11:29:37.072	54.207	+0.107	21.739	16.182	16.286	10	11:34:10.518	54.255	+0.196	21.651	16.255	16.349
6	11:30:31.504	54.432	+0.332	21.872	16.187	16.373	11	11:35:05.281	54.763	+0.704	21.672	16.396	16.695
7	11:31:25.655	54.151	+0.051	21.661	16.144	16.346	12	11:36:00.247	54.966	+0.907	22.267	16.370	16.329
8	11:32:19.778	54.123	+0.023	21.588	16.224	16.311	13	11:36:55.210	54.963	+0.904	22.066	16.548	16.349
9	11:33:13.908	54.130	+0.030	21.635	16.171	16.324	(627) Shaun SLAVIN						
10	11:34:08.166	54.258	+0.158	21.666	16.224	16.368	1	11:25:59.810	57.987	+3.667	24.323	16.793	16.871
11	11:35:02.464	54.298	+0.198	21.703	16.242	16.353	2	11:26:54.862	55.052	+0.732	22.053	16.486	16.513
12	11:35:56.923	54.459	+0.359	21.728	16.243	16.488	3	11:27:49.578	54.716	+0.396	21.918	16.385	16.413
13	11:36:51.696	54.773	+0.673	21.823	16.465	16.485	4	11:28:44.331	54.753	+0.433	22.070	16.311	16.372
(603) Xen DE RUWE							5	11:29:40.204	55.873	+1.553	22.848	16.590	16.435
1	11:25:59.007	57.541	+3.445	24.064	16.889	16.588	6	11:30:34.524	54.320		21.687	16.187	16.446
2	11:26:54.474	55.467	+1.371	22.144	16.861	16.462	7	11:31:28.849	54.325	+0.005	21.658	16.219	16.448
3	11:27:48.932	54.458	+0.362	21.795	16.369	16.294	8	11:32:23.366	54.517	+0.197	21.756	16.282	16.479
4	11:28:43.146	54.214	+0.118	21.672	16.219	16.323	9	11:33:17.754	54.388	+0.068	21.659	16.253	16.476
5	11:29:37.242	54.096		21.579	16.195	16.322	10	11:34:12.304	54.550	+0.230	21.758	16.299	16.493
6	11:30:32.021	54.779	+0.683	22.032	16.280	16.467	11	11:35:06.939	54.635	+0.315	21.829	16.356	16.450
7	11:31:26.218	54.197	+0.101	21.737	16.152	16.308	12	11:36:01.592	54.653	+0.333	21.818	16.323	16.512
8	11:32:20.355	54.137	+0.041	21.561	16.245	16.331	13	11:36:56.338	54.746	+0.426	21.863	16.357	16.526
9	11:33:14.502	54.147	+0.051	21.569	16.220	16.358	(601) Mathias DETIGE						
10	11:34:08.637	54.135	+0.039	21.639	16.230	16.266	1	11:26:02.346	1:00.656	+6.646	26.226	17.562	16.868
11	11:35:02.760	54.123	+0.027	21.552	16.275	16.296	2	11:26:57.445	55.099	+1.089	22.046	16.521	16.532
12	11:35:57.052	54.292	+0.196	21.622	16.310	16.360	3	11:27:53.093	55.648	+1.638	21.996	16.739	16.913
13	11:36:51.779	54.727	+0.631	21.779	16.576	16.372	4	11:28:47.447	54.354	+0.344	21.732	16.281	16.341
(653) Sandro LUKOVIC							5	11:29:41.457	54.010		21.543	16.153	16.314
1	11:25:59.549	57.798	+3.528	23.948	17.041	16.809	6	11:30:35.825	54.368	+0.358	21.843	16.215	16.310
2	11:26:54.674	55.125	+0.855	22.092	16.559	16.474	7	11:31:30.071	54.246	+0.236	21.634	16.226	16.386
3	11:27:49.338	54.664	+0.394	21.954	16.332	16.378	8	11:32:24.369	54.298	+0.288	21.688	16.271	16.339
4	11:28:43.608	54.270		21.781	16.219	16.270	9	11:33:19.604	55.235	+1.225	21.857	16.987	16.391
5	11:29:37.898	54.290	+0.020	21.683	16.227	16.380	10	11:34:14.033	54.429	+0.419	21.801	16.292	16.336
6	11:30:32.256	54.358	+0.088	21.737	16.230	16.391	11	11:35:08.551	54.518	+0.508	21.811	16.349	16.358
7	11:31:26.798	54.542	+0.272	21.930	16.250	16.362	12	11:36:02.976	54.425	+0.415	21.763	16.293	16.369
8	11:32:21.084	54.286	+0.016	21.657	16.286	16.343	13	11:36:57.355	54.379	+0.369	21.758	16.260	16.361
9	11:33:15.402	54.318	+0.048	21.694	16.248	16.376	(628) Ben COOPER						
10	11:34:09.810	54.408	+0.138	21.695	16.305	16.408	1	11:26:00.003	57.788	+3.631	24.007	17.020	16.761
11	11:35:05.025	55.215	+0.945	21.893	16.749	16.573	2	11:26:55.157	55.154	+0.997	22.212	16.492	16.450
12	11:35:59.988	54.963	+0.693	22.182	16.382	16.399	3	11:27:49.713	54.556	+0.399	21.822	16.413	16.321
13	11:36:54.721	54.733	+0.463	22.077	16.324	16.332	4	11:28:44.134	54.421	+0.264	21.789	16.272	16.360
(638) Sean BABINGTON							5	11:29:38.369	54.235	+0.078	21.636	16.233	16.366
1	11:25:58.534	56.981	+2.689	23.475	16.880	16.626	6	11:30:32.526	54.157		21.640	16.212	16.305
2	11:26:53.638	55.104	+0.812	22.108	16.439	16.557	7	11:31:27.145	54.619	+0.462	21.955	16.224	16.440
3	11:27:48.178	54.540	+0.248	21.887	16.221	16.432	8	11:32:21.398	54.253	+0.096	21.627	16.245	16.381
4	11:28:42.683	54.505	+0.213	21.811	16.252	16.442	9	11:33:15.694	54.296	+0.139	21.702	16.244	16.350
5	11:29:36.975	54.292		21.753	16.167	16.372	10	11:34:10.008	54.314	+0.157	21.673	16.222	16.419
6	11:30:32.206	55.231	+0.939	22.191	16.287	16.753	11	11:35:04.933	54.925	+0.768	21.752	16.592	16.581
7	11:31:27.218	55.012	+0.720	22.345	16.314	16.353	12	11:35:59.793	54.860	+0.703	21.993	16.372	16.495
8	11:32:22.008	54.790	+0.498	22.118	16.310	16.362	13	11:36:54.531	54.738	+0.581	21.991	16.338	16.409
9	11:33:16.405	54.397	+0.105	21.718	16.300	16.379	(645) Chris STERKEN						
10	11:34:10.733	54.328	+0.036	21.758	16.248	16.322	1	11:26:01.189	58.981	+4.728	24.771	17.424	16.786
11	11:35:05.183	54.450	+0.158	21.791	16.336	16.323	2	11:26:56.359	55.170	+0.917	22.220	16.475	16.475
12	11:36:00.066	54.883	+0.591	22.188	16.350	16.345	3	11:27:51.409	55.050	+0.797	22.002	16.588	16.460
13	11:36:54.971	54.905	+0.613	22.182	16.415	16.308	4	11:28:46.064	54.655	+0.402	21.912	16.311	16.432
(629) Ferenc KANCSAR							5	11:29:40.702	54.638	+0.385	21.743	16.399	16.496
1	11:26:00.279	58.125	+4.066	24.485	17.053	16.587	6	11:30:34.955	54.253		21.679	16.205	16.369
2	11:26:55.488	55.209	+1.150	22.342	16.420	16.447	7	11:31:29.527	54.572	+0.319	21.750	16.360	16.462
3	11:27:49.979	54.491	+0.432	21.920	16.281	16.290	8	11:32:23.985	54.458	+0.205	21.737	16.340	16.381
4	11:28:44.461	54.482	+0.423	21.733	16.359	16.390	9	11:33:19.209	55.224	+0.971	21.892	16.883	16.449
							10	11:34:13.891	54.682	+0.429	21.830	16.363	16.489



Rotax Euro Challenge 2013 Genk / Belgium

Rotax DD2 Genk / Belgium 1,360 Km
 Pre-Final 2013-03-31 11:20

Race (13 Laps) started at 11:25:01

Lap	Time of Day	Lap Tm	Diff	S1 Tm	S2 Tm	S3 Tm	Lap	Time of Day	Lap Tm	Diff	S1 Tm	S2 Tm	S3 Tm
11	11:35:08.857	54.966	+0.713	21.859	16.662	16.445	2	11:27:00.402	55.424	+1.176	22.193	16.689	16.542
12	11:36:03.448	54.591	+0.338	21.887	16.267	16.437	3	11:27:54.964	54.562	+0.314	21.759	16.359	16.444
13	11:36:58.117	54.669	+0.416	21.847	16.314	16.508	4	11:28:50.243	55.279	+1.031	22.351	16.508	16.420
(631) Barrie PULLINGER							5	11:29:44.607	54.364	+0.116	21.711	16.251	16.402
1	11:26:00.809	58.786	+4.539	24.573	17.476	16.737	6	11:30:38.855	54.248		21.687	16.234	16.327
2	11:26:55.813	55.004	+0.757	22.120	16.434	16.450	7	11:31:33.145	54.290	+0.042	21.671	16.263	16.356
3	11:27:52.061	56.248	+2.001	22.566	16.895	16.787	8	11:32:27.801	54.656	+0.408	21.833	16.425	16.398
4	11:28:46.744	54.683	+0.436	21.854	16.445	16.384	9	11:33:22.287	54.486	+0.238	21.783	16.270	16.433
5	11:29:41.076	54.332	+0.085	21.774	16.261	16.297	10	11:34:16.784	54.497	+0.249	21.783	16.297	16.417
6	11:30:35.618	54.542	+0.295	21.913	16.246	16.383	11	11:35:11.461	54.677	+0.429	21.805	16.500	16.372
7	11:31:29.865	54.247		21.724	16.212	16.311	12	11:36:06.622	55.161	+0.913	22.287	16.286	16.588
8	11:32:24.198	54.333	+0.086	21.717	16.262	16.354	13	11:37:01.372	54.750	+0.502	21.923	16.320	16.507
9	11:33:19.897	55.699	+1.452	21.974	17.292	16.433	(634) Christophe RAYMAKERS						
10	11:34:14.424	54.527	+0.280	21.827	16.265	16.435	1	11:26:03.393	1:00.263	+5.875	25.544	17.821	16.898
11	11:35:09.502	55.078	+0.831	21.926	16.739	16.413	2	11:26:58.891	55.498	+1.110	22.424	16.570	16.504
12	11:36:04.121	54.619	+0.372	21.855	16.325	16.439	3	11:27:53.488	54.597	+0.209	21.843	16.250	16.504
13	11:36:58.758	54.637	+0.390	21.922	16.246	16.469	4	11:28:49.174	55.686	+1.298	22.944	16.376	16.366
(634) Christophe RAYMAKERS							5	11:29:43.644	54.470	+0.082	21.751	16.342	16.377
1	11:26:03.151	1:00.185	+5.945	24.928	18.227	17.030	6	11:30:38.180	54.536	+0.148	21.741	16.418	16.377
2	11:26:58.521	55.370	+1.130	22.360	16.540	16.470	7	11:31:32.568	54.388		21.741	16.290	16.357
3	11:27:53.433	54.912	+0.672	21.915	16.283	16.714	8	11:32:27.484	54.916	+0.528	22.044	16.422	16.450
4	11:28:47.977	54.544	+0.304	21.943	16.225	16.376	9	11:33:22.095	54.611	+0.223	21.835	16.315	16.461
5	11:29:42.335	54.358	+0.118	21.718	16.233	16.407	10	11:34:16.615	54.520	+0.132	21.796	16.315	16.409
6	11:30:36.575	54.240		21.734	16.192	16.314	11	11:35:11.379	54.764	+0.376	21.852	16.475	16.437
7	11:31:31.062	54.487	+0.247	21.776	16.323	16.388	12	11:36:06.802	55.423	+1.035	22.182	16.372	16.869
8	11:32:25.637	54.575	+0.335	21.822	16.367	16.386	13	11:37:01.893	55.091	+0.703	22.061	16.461	16.569
9	11:33:20.194	54.557	+0.317	21.794	16.314	16.449	(639) Maxime GRAVOUILLE						
10	11:34:14.647	54.453	+0.213	21.861	16.217	16.375	1	11:26:05.573	1:01.812	+7.487	25.808	18.230	17.774
11	11:35:09.830	55.183	+0.943	22.107	16.671	16.405	2	11:27:01.589	56.016	+1.691	22.730	16.591	16.695
12	11:36:04.656	54.826	+0.586	22.123	16.303	16.400	3	11:27:56.702	55.113	+0.788	22.083	16.416	16.614
13	11:36:59.406	54.750	+0.510	21.946	16.351	16.453	4	11:28:51.677	54.975	+0.650	21.861	16.564	16.550
(637) Alexandre FINKELSTEIN							5	11:29:46.137	54.460	+0.135	21.742	16.238	16.480
1	11:26:01.044	58.906	+4.509	24.743	17.358	16.805	6	11:30:40.643	54.506	+0.181	21.860	16.200	16.446
2	11:26:56.150	55.106	+0.709	22.068	16.540	16.498	7	11:31:35.087	54.444	+0.119	21.796	16.225	16.423
3	11:27:50.820	54.670	+0.273	21.963	16.284	16.423	8	11:32:29.451	54.364	+0.039	21.714	16.300	16.350
4	11:28:45.531	54.711	+0.314	21.795	16.518	16.398	9	11:33:23.839	54.388	+0.063	21.756	16.255	16.377
5	11:29:40.363	54.832	+0.435	21.684	16.694	16.454	10	11:34:18.277	54.438	+0.113	21.775	16.256	16.407
6	11:30:34.760	54.397		21.731	16.260	16.406	11	11:35:12.602	54.325		21.753	16.249	16.323
7	11:31:29.261	54.501	+0.104	21.816	16.270	16.415	12	11:36:07.396	54.794	+0.469	21.819	16.494	16.481
8	11:32:23.831	54.570	+0.173	21.849	16.276	16.445	13	11:37:02.445	55.049	+0.724	21.847	16.728	16.474
9	11:33:19.455	55.624	+1.227	22.108	17.055	16.461	(616) Antti RAMMO						
10	11:34:14.120	54.665	+0.268	21.832	16.306	16.527	1	11:26:01.999	59.596	+5.126	25.126	17.671	16.799
11	11:35:09.727	55.607	+1.210	22.291	16.863	16.453	2	11:26:57.332	55.333	+0.863	22.151	16.638	16.544
12	11:36:04.996	55.269	+0.872	22.505	16.337	16.427	3	11:27:53.394	56.062	+1.592	22.039	16.687	17.336
13	11:36:59.468	54.472	+0.075	21.805	16.327	16.340	4	11:28:48.971	55.577	+1.107	22.873	16.330	16.374
(608) Kevin LUDI							5	11:29:43.445	54.474	+0.004	21.772	16.317	16.385
1	11:25:59.950	57.983	+3.220	23.882	16.959	17.142	6	11:30:37.915	54.470		21.781	16.244	16.445
2	11:26:55.405	55.455	+0.692	22.342	16.602	16.511	7	11:31:32.432	54.517	+0.047	21.859	16.235	16.423
3	11:27:50.654	55.249	+0.486	22.315	16.406	16.528	8	11:32:28.027	55.595	+1.125	22.317	16.567	16.711
4	11:28:45.899	55.245	+0.482	21.862	16.818	16.565	9	11:33:22.701	54.674	+0.204	21.904	16.329	16.441
5	11:29:40.985	55.086	+0.323	21.805	16.445	16.836	10	11:34:17.441	54.740	+0.270	21.981	16.339	16.420
6	11:30:36.341	55.356	+0.593	22.447	16.397	16.512	11	11:35:12.157	54.716	+0.246	21.923	16.363	16.430
7	11:31:31.125	54.784	+0.021	21.846	16.302	16.636	12	11:36:06.919	54.762	+0.292	21.941	16.337	16.484
8	11:32:25.974	54.849	+0.086	21.985	16.368	16.496	13	11:37:02.752	55.833	+1.363	22.085	17.165	16.583
9	11:33:20.738	54.764	+0.001	21.872	16.376	16.516	(617) Luka KAMALI						
10	11:34:15.704	54.966	+0.203	22.001	16.416	16.549	1	11:26:03.896	1:00.349	+5.909	25.311	17.985	17.053
11	11:35:10.467	54.763		21.870	16.403	16.490	2	11:26:59.231	55.335	+0.895	22.268	16.453	16.614
12	11:36:05.490	55.023	+0.260	22.033	16.417	16.573	3	11:27:53.938	54.707	+0.267	21.981	16.277	16.449
13	11:37:00.398	54.908	+0.145	21.969	16.413	16.526	4	11:28:50.600	56.662	+2.222	23.247	16.746	16.669
(622) Andreas BACKMAN							5	11:29:45.133	54.533	+0.093	21.844	16.239	16.450
1	11:26:04.978	1:02.391	+8.143	25.806	18.667	17.918	6	11:30:39.573	54.440		21.800	16.212	16.428
							7	11:31:34.043	54.470	+0.030	21.766	16.281	16.423



Rotax Euro Challenge 2013 Genk / Belgium

Rotax DD2 Genk / Belgium 1,360 Km
 Pre-Final 2013-03-31 11:20

Race (13 Laps) started at 11:25:01

Lap	Time of Day	Lap Tm	Diff	S1 Tm	S2 Tm	S3 Tm	Lap	Time of Day	Lap Tm	Diff	S1 Tm	S2 Tm	S3 Tm
8	11:32:28.640	54.597	+0.157	21.767	16.271	16.559	(604) PATRICK PEARCE						
9	11:33:23.199	54.559	+0.119	21.851	16.304	16.404	1	11:26:07.546	1:03.843	+9.487	25.289	18.174	20.380
10	11:34:17.756	54.557	+0.117	21.821	16.323	16.413	2	11:27:05.063	57.517	+3.161	23.783	17.068	16.666
11	11:35:12.339	54.583	+0.143	21.823	16.371	16.389	3	11:27:59.945	54.882	+0.526	21.975	16.439	16.468
12	11:36:08.722	56.383	+1.943	22.027	16.449	17.907	4	11:28:55.220	55.275	+0.919	22.105	16.638	16.532
13	11:37:04.399	55.677	+1.237	22.755	16.418	16.504	5	11:29:49.749	54.529	+0.173	21.724	16.348	16.457
(700) Christophe ADAMS							6	11:30:44.208	54.459	+0.103	21.773	16.306	16.380
1	11:26:05.364	1:00.719	+6.167	24.999	18.080	17.640	7	11:31:38.564	54.356		21.685	16.280	16.391
2	11:27:01.300	55.936	+1.384	22.542	16.660	16.734	8	11:32:33.192	54.628	+0.272	21.857	16.337	16.434
3	11:27:56.501	55.201	+0.649	22.075	16.491	16.632	9	11:33:27.863	54.671	+0.315	21.797	16.368	16.506
4	11:28:51.858	55.357	+0.805	22.011	16.697	16.649	10	11:34:22.676	54.813	+0.457	21.848	16.274	16.691
5	11:29:46.422	54.564	+0.012	21.773	16.348	16.443	11	11:35:17.148	54.472	+0.116	21.809	16.324	16.339
6	11:30:41.052	54.630	+0.078	21.791	16.280	16.559	12	11:36:11.636	54.488	+0.132	21.799	16.284	16.405
7	11:31:35.929	54.877	+0.325	22.029	16.385	16.463	13	11:37:06.319	54.683	+0.327	21.904	16.360	16.419
8	11:32:30.580	54.651	+0.099	21.796	16.386	16.469	(643) Pascal MARSCHALL						
9	11:33:25.132	54.552		21.737	16.375	16.440	1	11:26:08.000	1:05.437	+11.013	30.703	17.356	17.378
10	11:34:19.948	54.816	+0.264	21.944	16.364	16.508	2	11:27:04.145	56.145	+1.721	22.998	16.594	16.553
11	11:35:14.895	54.947	+0.395	21.986	16.407	16.554	3	11:27:58.847	54.702	+0.278	21.773	16.362	16.567
12	11:36:09.700	54.805	+0.253	21.916	16.392	16.497	4	11:28:54.186	55.339	+0.915	22.475	16.312	16.552
13	11:37:04.706	55.006	+0.454	22.026	16.467	16.513	5	11:29:48.610	54.424		21.756	16.262	16.406
(719) Florent LAMBERT							6	11:30:43.110	54.500	+0.076	21.750	16.269	16.481
1	11:26:05.792	1:02.946	+8.510	28.482	17.272	17.192	7	11:31:37.953	54.843	+0.419	22.132	16.336	16.375
2	11:27:02.319	56.527	+2.091	22.873	16.640	17.014	8	11:32:32.655	54.702	+0.278	21.804	16.463	16.435
3	11:27:57.696	55.377	+0.941	22.170	16.661	16.546	9	11:33:27.370	54.715	+0.291	21.709	16.299	16.707
4	11:28:52.417	54.721	+0.285	21.924	16.389	16.408	10	11:34:22.921	55.551	+1.127	21.810	16.401	17.340
5	11:29:46.853	54.436		21.768	16.276	16.392	11	11:35:17.597	54.676	+0.252	21.824	16.378	16.474
6	11:30:41.322	54.469	+0.033	21.802	16.297	16.370	12	11:36:12.369	54.772	+0.348	21.917	16.371	16.484
7	11:31:36.380	55.058	+0.622	22.236	16.365	16.457	13	11:37:07.194	54.825	+0.401	21.952	16.374	16.499
8	11:32:30.906	54.526	+0.090	21.827	16.338	16.361	(656) Julien RENAUDIN						
9	11:33:25.355	54.449	+0.013	21.751	16.255	16.443	1	11:26:05.703	1:01.660	+7.188	25.818	18.096	17.746
10	11:34:20.135	54.780	+0.344	21.861	16.415	16.504	2	11:27:02.095	56.392	+1.920	23.116	16.597	16.679
11	11:35:14.965	54.830	+0.394	22.028	16.336	16.466	3	11:27:57.912	55.817	+1.345	22.311	16.876	16.630
12	11:36:09.794	54.829	+0.393	22.061	16.356	16.412	4	11:28:52.650	54.738	+0.266	21.940	16.396	16.402
13	11:37:05.014	55.220	+0.784	22.052	16.623	16.545	5	11:29:47.303	54.653	+0.181	21.809	16.398	16.446
(615) Marcel SCHIRMER							6	11:30:41.775	54.472		21.717	16.355	16.400
1	11:26:01.667	58.994	+4.553	24.945	17.244	16.805	7	11:31:36.809	55.034	+0.562	22.003	16.559	16.472
2	11:26:56.896	55.229	+0.788	22.167	16.546	16.516	8	11:32:31.859	55.050	+0.578	22.130	16.444	16.471
3	11:27:58.331	1:01.435	+6.994	21.768	16.703	22.964	9	11:33:28.055	56.196	+1.724	21.820	16.504	17.872
4	11:28:53.396	55.065	+0.624	22.279	16.335	16.451	10	11:34:23.474	55.419	+0.947	22.304	16.580	16.535
5	11:29:48.067	54.671	+0.230	21.892	16.363	16.416	11	11:35:18.450	54.976	+0.504	21.888	16.575	16.513
6	11:30:42.650	54.583	+0.142	21.793	16.275	16.515	12	11:36:13.303	54.853	+0.381	21.891	16.398	16.564
7	11:31:37.091	54.441		21.707	16.347	16.387	13	11:37:08.043	54.740	+0.268	21.847	16.387	16.506
8	11:32:31.581	54.490	+0.049	21.749	16.321	16.420	(660) Maxi FLEISCHMANN						
9	11:33:26.170	54.589	+0.148	21.797	16.384	16.408	1	11:26:08.243	1:05.151	+10.543	29.356	18.110	17.685
10	11:34:20.675	54.505	+0.064	21.802	16.287	16.416	2	11:27:04.754	56.511	+1.903	22.803	17.040	16.668
11	11:35:15.196	54.521	+0.080	21.732	16.326	16.463	3	11:27:59.717	54.963	+0.355	21.937	16.437	16.589
12	11:36:10.144	54.948	+0.507	22.059	16.412	16.477	4	11:28:55.024	55.307	+0.699	22.212	16.529	16.566
13	11:37:05.205	55.061	+0.620	21.928	16.567	16.566	5	11:29:49.956	54.932	+0.324	21.781	16.328	16.823
(606) Lucas ORROCK							6	11:30:44.745	54.789	+0.181	21.921	16.366	16.502
1	11:26:07.879	1:05.979	+11.543	32.278	16.879	16.822	7	11:31:39.442	54.697	+0.089	21.740	16.373	16.584
2	11:27:04.329	56.450	+2.014	23.323	16.586	16.541	8	11:32:34.132	54.690	+0.082	21.750	16.375	16.565
3	11:27:59.028	54.699	+0.263	21.765	16.363	16.571	9	11:33:28.740	54.608		21.712	16.349	16.547
4	11:28:53.760	54.732	+0.296	22.029	16.281	16.422	10	11:34:23.928	55.188	+0.580	21.883	16.696	16.609
5	11:29:48.235	54.475	+0.039	21.772	16.258	16.445	11	11:35:19.872	55.944	+1.336	21.851	16.937	17.156
6	11:30:42.867	54.632	+0.196	21.783	16.394	16.455	12	11:36:14.916	55.044	+0.436	22.106	16.424	16.514
7	11:31:37.603	54.736	+0.300	21.802	16.427	16.507	13	11:37:09.811	54.895	+0.287	21.881	16.394	16.620
8	11:32:32.214	54.611	+0.175	21.786	16.325	16.500	(659) Giel BRONDER						
9	11:33:26.883	54.669	+0.233	21.654	16.399	16.616	1	11:26:06.459	1:03.093	+8.475	28.288	17.153	17.652
10	11:34:21.534	54.651	+0.215	21.743	16.472	16.436	2	11:27:02.394	55.935	+1.317	22.670	16.518	16.747
11	11:35:16.053	54.519	+0.083	21.779	16.333	16.407	3	11:27:58.126	55.732	+1.114	22.559	16.524	16.649
12	11:36:10.489	54.436		21.701	16.335	16.400	4	11:28:52.892	54.766	+0.148	21.967	16.349	16.450
13	11:37:05.278	54.789	+0.353	21.833	16.478	16.478							



Rotax Euro Challenge 2013 Genk / Belgium

Rotax DD2 Genk / Belgium 1,360 Km
 Pre-Final 2013-03-31 11:20
 Race (13 Laps) started at 11:25:01

Lap	Time of Day	Lap Tm	Diff	S1 Tm	S2 Tm	S3 Tm	Lap	Time of Day	Lap Tm	Diff	S1 Tm	S2 Tm	S3 Tm
5	11:29:47.544	54.652	+0.034	21.770	16.342	16.540	11	11:35:20.391	57.224	+2.439	22.139	17.523	17.562
6	11:30:42.162	54.618		21.869	16.240	16.509	12	11:36:16.602	56.211	+1.426	22.628	16.524	17.059
7	11:31:37.464	55.302	+0.684	22.075	16.719	16.508	13	11:37:11.669	55.067	+0.282	22.104	16.429	16.534
8	11:32:33.004	55.540	+0.922	22.178	16.855	16.507	(649) Alexander ZENKIN						
9	11:33:28.136	55.132	+0.514	21.874	16.778	16.480	1	11:26:06.714	1:03.741	+8.811	25.654	18.159	19.928
10	11:34:23.704	55.568	+0.950	22.163	16.896	16.509	2	11:27:03.213	56.499	+1.569	22.837	16.866	16.796
11	11:35:19.763	56.059	+1.441	21.951	17.011	17.097	3	11:27:59.547	56.334	+1.404	22.374	16.604	17.356
12	11:36:15.195	55.432	+0.814	22.412	16.426	16.594	4	11:28:55.652	56.105	+1.175	22.200	16.898	17.007
13	11:37:10.128	54.933	+0.315	21.983	16.361	16.589	5	11:29:50.771	55.119	+0.189	21.962	16.561	16.596
(650) Mario VENDLA						6	11:30:45.848	55.077	+0.147	21.970	16.563	16.544	
1	11:26:05.148	1:01.744	+7.052	25.525	17.992	18.227	7	11:31:41.725	55.877	+0.947	21.937	16.834	17.106
2	11:27:01.413	56.265	+1.573	22.986	16.572	16.707	8	11:32:36.800	55.075	+0.145	22.042	16.462	16.571
3	11:27:58.281	56.868	+2.176	23.556	16.714	16.598	9	11:33:31.730	54.930		21.948	16.474	16.508
4	11:28:53.181	54.900	+0.208	22.026	16.413	16.461	10	11:34:27.572	55.842	+0.912	22.234	16.836	16.772
5	11:29:47.873	54.692		21.915	16.336	16.441	11	11:35:22.992	55.420	+0.490	22.123	16.601	16.696
6	11:30:42.708	54.835	+0.143	21.822	16.284	16.729	12	11:36:18.398	55.406	+0.476	22.161	16.614	16.631
7	11:31:38.250	55.542	+0.850	22.428	16.665	16.449	13	11:37:13.715	55.317	+0.387	22.057	16.593	16.667
8	11:32:33.426	55.176	+0.484	21.906	16.514	16.756	(647) Alex BEGGI						
9	11:33:28.304	54.878	+0.186	21.881	16.428	16.569	1	11:26:23.673	1:19.745	+25.045	45.537	17.212	16.996
10	11:34:24.098	55.794	+1.102	22.259	16.960	16.575	2	11:27:19.234	55.561	+0.861	22.283	16.576	16.702
11	11:35:20.185	56.087	+1.395	21.956	16.968	17.163	3	11:28:14.212	54.978	+0.278	21.975	16.410	16.593
12	11:36:15.409	55.224	+0.532	22.241	16.438	16.545	4	11:29:08.989	54.777	+0.077	21.922	16.361	16.494
13	11:37:10.362	54.953	+0.261	21.968	16.447	16.538	5	11:30:03.778	54.789	+0.089	21.957	16.356	16.476
(609) Haralds GARKAKLIS						6	11:30:58.478	54.700		21.870	16.344	16.486	
1	11:26:01.485	59.107	+4.732	24.831	17.482	16.794	7	11:31:53.332	54.854	+0.154	21.915	16.376	16.563
2	11:26:57.158	55.673	+1.298	22.424	16.717	16.532	8	11:32:48.062	54.730	+0.030	21.829	16.383	16.518
3	11:28:01.515	1:04.357	+9.982	22.047	16.454	25.856	9	11:33:42.909	54.847	+0.147	21.863	16.438	16.546
4	11:28:57.319	55.804	+1.429	22.875	16.462	16.467	10	11:34:37.884	54.975	+0.275	22.042	16.432	16.501
5	11:29:51.694	54.375		21.787	16.249	16.339	11	11:35:32.711	54.827	+0.127	21.894	16.421	16.512
6	11:30:46.148	54.454	+0.079	21.795	16.305	16.354	12	11:36:27.499	54.788	+0.088	21.909	16.395	16.484
7	11:31:40.897	54.749	+0.374	21.830	16.466	16.453	13	11:37:22.369	54.870	+0.170	21.971	16.376	16.523
8	11:32:35.340	54.443	+0.068	21.758	16.296	16.389	(633) Alexis COURSAULT						
9	11:33:29.829	54.489	+0.114	21.734	16.307	16.448	1	11:26:04.700	1:01.104	+6.687	25.480	18.170	17.454
10	11:34:24.402	54.573	+0.198	21.792	16.329	16.452	2	11:26:59.964	55.264	+0.847	22.134	16.571	16.559
11	11:35:20.453	56.051	+1.676	21.831	16.902	17.318	3	11:27:54.615	54.651	+0.234	21.793	16.318	16.540
12	11:36:15.618	55.165	+0.790	22.276	16.452	16.437	4	11:28:59.389	1:04.774	+10.357	31.709	16.534	16.531
13	11:37:10.447	54.829	+0.454	21.877	16.453	16.499	5	11:29:54.127	54.738	+0.321	21.802	16.376	16.560
(642) Niklas OLSEN						6	11:30:48.598	54.471	+0.054	21.765	16.273	16.433	
1	11:26:02.994	1:00.315	+5.621	25.444	17.595	17.276	7	11:31:43.287	54.689	+0.272	21.791	16.397	16.501
2	11:26:58.251	55.257	+0.563	22.138	16.539	16.580	8	11:32:37.704	54.417		21.681	16.328	16.408
3	11:27:53.409	55.158	+0.464	21.765	16.406	16.987							
4	11:28:56.699	1:03.290	+8.596	29.877	16.721	16.692							
5	11:29:51.431	54.732	+0.038	21.835	16.410	16.487							
6	11:30:46.263	54.832	+0.138	21.792	16.366	16.674							
7	11:31:41.512	55.249	+0.555	21.895	16.482	16.872							
8	11:32:36.235	54.723	+0.029	21.822	16.373	16.528							
9	11:33:30.929	54.694		21.715	16.433	16.546							
10	11:34:25.753	54.824	+0.130	21.872	16.396	16.556							
11	11:35:20.563	54.810	+0.116	21.843	16.382	16.585							
12	11:36:16.381	55.818	+1.124	22.516	16.578	16.724							
13	11:37:11.185	54.804	+0.110	21.860	16.404	16.540							
(658) Janno THEUSSING													
1	11:26:04.860	1:00.756	+5.971	25.283	18.005	17.468							
2	11:27:00.478	55.618	+0.833	22.208	16.583	16.827							
3	11:27:56.051	55.573	+0.788	22.320	16.395	16.858							
4	11:28:51.147	55.096	+0.311	22.065	16.401	16.630							
5	11:29:45.951	54.804	+0.019	22.014	16.386	16.404							
6	11:30:40.903	54.952	+0.167	21.880	16.251	16.821							
7	11:31:36.569	55.666	+0.881	22.727	16.524	16.415							
8	11:32:31.354	54.785		21.953	16.411	16.421							
9	11:33:26.444	55.090	+0.305	22.230	16.480	16.380							
10	11:34:23.167	56.723	+1.938	22.069	16.992	17.662							

Rotax Euro Challenge 2013
 Class: Rotax Max DD2
 Date/Time: 2013-03-31 13:30

Track: Genk / Belgium
 Heat: Final
 Laps: 16

Edition 1

Alex BEGGI	647	Laps 13 Tm. 12:20.934	17	Alexis COURSAULT	633	Laps 13 Tm. 7:36.269
Janno THEUSSING	658	Laps 13 Tm. 12:10.234	16	Alexander ZENKIN	649	Laps 13 Tm. 12:12.280
Haralds GARKAKLIS	609	Laps 13 Tm. 12:09.012	15	Niklas OLSEN	642	Laps 13 Tm. 12:09.750
Giel BRONDER	659	Laps 13 Tm. 12:08.693	14	Mario VENDLA	650	Laps 13 Tm. 12:08.927
Julien RENAUDIN	656	Laps 13 Tm. 12:06.608	13	Maxi FLEISCHMANN	660	Laps 13 Tm. 12:08.376
Shaun SLAVIN	627	Laps 13 Tm. 12:04.903	12	Pascal MARSCHALL	643	Laps 13 Tm. 12:05.759
Lucas ORROCK	606	Laps 13 Tm. 12:03.843	11	PATRICK PEARCE	604	Laps 13 Tm. 12:04.884
Florent LAMBERT	719	Laps 13 Tm. 12:03.579	10	Marcel SCHIRMER	615	Laps 13 Tm. 12:03.770
Luka KAMALI	617	Laps 13 Tm. 12:02.964	9	Christophe ADAMS	700	Laps 13 Tm. 12:03.271
Maxime GRAVOUILLE	639	Laps 13 Tm. 12:01.010	8	Antti RAMMO	616	Laps 13 Tm. 12:01.317
Andreas BACKMAN	622	Laps 13 Tm. 11:59.937	7	Christophe RAYMAKERS	634	Laps 13 Tm. 12:00.458
Alexandre FINKELSTEIN	637	Laps 13 Tm. 11:58.033	6	Kevin LUDI	608	Laps 13 Tm. 11:58.963
Barrie PULLINGER	631	Laps 13 Tm. 11:57.323	5	Martins LAPINS	654	Laps 13 Tm. 11:57.971
Ben COOPER	628	Laps 13 Tm. 11:56.096	4	Chris STERKEN	645	Laps 13 Tm. 11:56.682
Ferenc KANCSAR	629	Laps 13 Tm. 11:53.775	3	Mathias DETIGE	601	Laps 13 Tm. 11:55.920
Sandro LUKOVIC	653	Laps 13 Tm. 11:53.286	2	Sean BABINGTON	638	Laps 13 Tm. 11:53.536
MIIKA LAIHO	602	Laps 13 Tm. 11:50.261	1	Xen DE RUWE	603	Laps 13 Tm. 11:50.344
	1		Row		2	

Pole Position

Clerk of the course Nigel Edwards:
 Stewards (Chairman) Horst Seidel:

Scrutineer Paul Klaassen:
 Timekeeping Ingrid/Meik Wagner:



Rotax Euro Challenge 2013 Genk / Belgium

Rotax DD2 Genk / Belgium 1,360 Km

Final 2013-03-31 13:30

Race (16 Laps) started at 13:35:16


Pos	No.	Name	Nat.	Chassis	Race Team	Laps	Total Tm	Diff	Best Tm	In Lap	km/h	Points
1	602	MIIKA LAIHO	FIN	Tonykart	MPT Racing	16	14:35.441		53.973	6	90,712	55
2	629	Ferenc KANCSAR	HUN	Birel	KMS Europe	16	14:35.847	0.406	53.770	9	91,054	52
3	638	Sean BABINGTON	GBR	Alonso	Dan Holland Racing	16	14:36.604	1.163	53.878	9	90,872	50
4	628	Ben COOPER	CAN	Birel	KMS Europe	16	14:38.258	2.817	53.956	10	90,741	49
5	653	Sandro LUKOVIC	AUT	Intrepid	Intrepid Driver Program	16	14:38.376	2.935	54.101	10	90,497	48
6	603	Xen DE RUWE	BEL	Formula K	FK Racing Team AB Ltd	16	14:38.724	3.283	53.961	9	90,732	47
7	637	Alexandre FINKELSTEIN	FRA	Tonykart	MD Competition	16	14:39.327	3.886	54.021	9	90,631	46
8	631	Barrie PULLINGER	GBR	Alonso	Dan Holland Racing	16	14:43.337	7.896	54.194	10	90,342	45
9	608	Kevin LUDI	CHE	Birel	Spirit Racing	16	14:43.433	7.992	54.267	11	90,221	44
10	601	Mathias DETIGE	BEL	MS Kart	Bouvin Power	16	14:44.838	9.397	54.249	9	90,251	43
11	639	Maxime GRAVOUILLE	FRA	Sodi	Kart Pro Racing	16	14:45.999	10.558	54.355	13	90,075	42
12	645	Chris STERKEN	NLD	CRG	CRG Holland	16	14:46.481	11.040	54.268	9	90,219	41
13	615	Marcel SCHIRMER	DEU	CRG	Kartsport Klimm	16	14:46.692	11.251	54.295	8	90,174	40
14	606	Lucas ORROCK	GBR	Kosmic	Team Orrok	16	14:48.047	12.606	54.019	7	90,635	39
15	719	Florent LAMBERT	GBR	Tonykart	Tatum Racing	16	14:49.968	14.527	54.495	9	89,843	38
16	643	Pascal MARSCHALL	DEU	CRG	TAD Racing	16	14:50.219	14.778	54.411	7	89,982	37
17	604	PATRICK PEARCE	GBR	Tonykart	Tatum Racing	16	14:50.501	15.060	54.297	6	90,171	36
18	617	Luka KAMALI	DEU	CRG	TAD Racing	16	14:51.785	16.344	54.337	9	90,104	35
19	609	Haralds GARKAKLIS	LVA	Gillard	MRG Racing	16	14:52.098	16.657	54.186	10	90,355	34
20	656	Julien RENAUDIN	FRA	Sodi	KPR	16	14:52.946	17.505	54.464	6	89,894	33
21	660	Maxi FLEISCHMANN	DEU	Mach 1	Mach 1	16	14:53.615	18.174	54.488	7	89,855	32
22	647	Alex BEGGI	ITA	Formula K	FK Racing Team AB Ltd	16	14:53.821	18.380	54.248	7	90,252	31
23	700	Christophe ADAMS	FRA	Formula K	Sporting Formula K France	16	14:54.264	18.823	54.444	11	89,927	30
24	650	Mario VENDLA	EST	Zanardi	AGS Racing	16	14:55.203	19.762	54.379	7	90,035	29
25	633	Alexis COURSAULT	FRA	Birel	MGT	16	14:55.243	19.802	54.292	9	90,179	28
26	642	Niklas OLSEN	DNK	Praga	Josh Hart Racing	16	14:56.293	20.852	54.626	7	89,628	27
27	658	Janno THEUSSING	NLD	Gillard	PDB Racing	16	14:58.279	22.838	54.762	15	89,405	26
28	659	Giel BRONDER	NLD	Gillard	PDB Racing	16	15:02.833	27.392	54.672	7	89,552	25
29	654	Martins LAPINS	LVA	Energy	RKV Racing	16	15:04.713	29.272	54.422	7	89,964	24
30	649	Alexander ZENKIN	RUS	Intrepid	Intrepid Driver Program	16	15:17.848	42.407	55.457	8	88,285	23
31	622	Andreas BACKMAN	SWE	Tonykart	Strawberry Racing	12	11:08.817	4 Laps	54.279	8	90,201	22
32	627	Shaun SLAVIN	GBR	Intrepid	Intrepid Driver Program	5	4:47.197	11 Laps	54.465	5	89,893	21
33	616	Antti RAMMO	EST	Tonykart	Aix Racing Team	2	1:58.476	14 Laps	55.742	2	87,833	20
34	634	Christophe RAYMAKERS	BEL	Gillard	DFK		1.190	16 Laps		0	-	19

Announcements

These results are provisional until the conclusion of any judicial and technical matters
 No. 645 time penalty 3 sec. / reason leaving corridor
 No. 617 warning board
 Started: 34 Classified: 34 Not classified: 0

Margin of Victory	Ø km/h	Best Lap Tm	km/h	Best Lap by
0.406	89,482	53.770	91,054	629 - Ferenc KANCSAR

Official Timing www.camp-company.de / www.motorsport-events.se Orbits

Timekeeping Ingrid and Meik Wagner:  Clerk of the course Nigel Edwards: www.mylaps.com

Steward (Chairman) Horst Seidel: Chief Scrutineer Paul Klaassen: Licensed to: Motorsport Events

Printed: 2013-03-31 13:53:26 posted at: h



Rotax Euro Challenge 2013 Genk / Belgium

Rotax DD2 Genk / Belgium 1,360 Km
 Final 2013-03-31 13:30

Race (16 Laps) started at 13:35:16

Lap	Time of Day	Lap Tm	Diff	S1 Tm	S2 Tm	S3 Tm	Lap	Time of Day	Lap Tm	Diff	S1 Tm	S2 Tm	S3 Tm
(602) MIKA LAIHO							11	13:45:20.976	54.368	+0.412	21.638	16.417	16.313
1	13:36:15.433	58.793	+4.820	24.616	17.141	17.036	12	13:46:15.311	54.335	+0.379	21.710	16.278	16.347
2	13:37:11.539	56.106	+2.133	22.508	16.921	16.921	13	13:47:09.412	54.101	+0.145	21.654	16.146	16.301
3	13:38:07.304	55.765	+1.792	22.758	16.540	16.467	14	13:48:03.714	54.302	+0.346	21.734	16.180	16.388
4	13:39:01.627	54.323	+0.350	21.743	16.252	16.328	15	13:49:00.374	56.660	+2.704	23.643	16.460	16.557
5	13:39:55.723	54.096	+0.123	21.688	16.118	16.290	16	13:49:54.898	54.524	+0.568	21.785	16.285	16.454
6	13:40:49.696	53.973		21.616	16.083	16.274	(653) Sandro LUKOVIC						
7	13:41:43.889	54.193	+0.220	21.794	16.072	16.327	1	13:36:16.341	59.498	+5.397	25.219	17.207	17.072
8	13:42:37.920	54.031	+0.058	21.569	16.097	16.365	2	13:37:12.305	55.964	+1.863	22.595	16.816	16.553
9	13:43:31.932	54.012	+0.039	21.623	16.099	16.290	3	13:38:08.194	55.889	+1.788	22.332	17.008	16.549
10	13:44:26.044	54.112	+0.139	21.630	16.129	16.353	4	13:39:02.671	54.477	+0.376	21.772	16.411	16.294
11	13:45:20.629	54.585	+0.612	21.904	16.312	16.369	5	13:39:56.830	54.159	+0.058	21.676	16.208	16.275
12	13:46:14.885	54.256	+0.283	21.691	16.170	16.395	6	13:40:52.275	55.445	+1.344	22.272	16.724	16.449
13	13:47:09.015	54.130	+0.157	21.617	16.145	16.368	7	13:41:46.463	54.188	+0.087	21.630	16.235	16.323
14	13:48:03.318	54.303	+0.330	21.729	16.166	16.408	8	13:42:40.599	54.136	+0.035	21.589	16.213	16.334
15	13:48:57.739	54.421	+0.448	21.748	16.255	16.418	9	13:43:34.713	54.114	+0.013	21.672	16.175	16.267
16	13:49:52.081	54.342	+0.369	21.696	16.201	16.445	10	13:44:28.814	54.101		21.579	16.214	16.308
(629) Ferenc KANCSAR							11	13:45:23.071	54.257	+0.156	21.712	16.235	16.310
1	13:36:16.080	59.156	+5.386	24.539	17.425	17.192	12	13:46:17.462	54.391	+0.290	21.737	16.273	16.381
2	13:37:11.810	55.730	+1.960	22.332	16.641	16.757	13	13:47:11.708	54.246	+0.145	21.714	16.253	16.279
3	13:38:07.647	55.837	+2.067	22.693	16.823	16.321	14	13:48:06.045	54.337	+0.236	21.729	16.258	16.350
4	13:39:02.031	54.384	+0.614	21.703	16.325	16.356	15	13:49:00.697	54.652	+0.551	21.841	16.414	16.397
5	13:39:56.226	54.195	+0.425	21.687	16.233	16.275	16	13:49:55.016	54.319	+0.218	21.718	16.233	16.368
6	13:40:50.273	54.047	+0.277	21.637	16.147	16.263	(603) Xen DE RUWE						
7	13:41:44.203	53.930	+0.160	21.602	16.111	16.217	1	13:36:15.551	58.716	+4.755	24.556	17.231	16.929
8	13:42:38.250	54.047	+0.277	21.685	16.080	16.282	2	13:37:11.422	55.871	+1.910	22.531	16.710	16.630
9	13:43:32.020	53.770		21.517	16.095	16.158	3	13:38:06.860	55.438	+1.477	22.556	16.462	16.420
10	13:44:26.110	54.090	+0.320	21.747	16.169	16.174	4	13:39:01.242	54.382	+0.421	21.736	16.290	16.356
11	13:45:21.248	55.138	+1.368	21.812	17.063	16.263	5	13:39:55.455	54.213	+0.252	21.663	16.217	16.333
12	13:46:15.505	54.257	+0.487	21.708	16.289	16.260	6	13:40:49.536	54.081	+0.120	21.619	16.145	16.317
13	13:47:09.869	54.364	+0.594	21.805	16.272	16.287	7	13:41:44.095	54.559	+0.598	22.174	16.115	16.270
14	13:48:03.975	54.106	+0.336	21.632	16.206	16.268	8	13:42:38.386	54.291	+0.330	21.601	16.218	16.472
15	13:48:58.361	54.386	+0.616	21.804	16.211	16.371	9	13:43:32.347	53.961		21.596	16.148	16.217
16	13:49:52.487	54.126	+0.356	21.623	16.180	16.323	10	13:44:26.327	53.980	+0.019	21.545	16.168	16.267
(638) Sean BABINGTON							11	13:45:20.783	54.456	+0.495	21.719	16.412	16.325
1	13:36:16.504	59.542	+5.664	25.227	17.128	17.187	12	13:46:15.379	54.596	+0.635	22.029	16.266	16.301
2	13:37:12.029	55.525	+1.647	22.370	16.606	16.549	13	13:47:09.784	54.405	+0.444	21.854	16.239	16.312
3	13:38:08.355	56.326	+2.448	22.454	16.645	16.645	14	13:48:03.897	54.113	+0.152	21.600	16.210	16.303
4	13:39:02.804	54.449	+0.571	21.828	16.301	16.320	15	13:49:01.060	57.163	+3.202	23.916	16.850	16.397
5	13:39:57.000	54.196	+0.318	21.703	16.172	16.321	16	13:49:55.364	54.304	+0.343	21.679	16.272	16.353
6	13:40:51.231	54.231	+0.353	21.762	16.157	16.312	(637) Alexandre FINKELSTEIN						
7	13:41:45.340	54.109	+0.231	21.637	16.120	16.352	1	13:36:16.805	59.411	+5.390	25.191	17.192	17.028
8	13:42:39.294	53.954	+0.076	21.637	16.085	16.232	2	13:37:13.174	56.369	+2.348	22.503	17.136	16.730
9	13:43:33.172	53.878		21.545	16.085	16.248	3	13:38:08.529	55.355	+1.334	22.074	16.870	16.411
10	13:44:27.276	54.104	+0.226	21.709	16.132	16.263	4	13:39:03.096	54.567	+0.546	21.901	16.366	16.300
11	13:45:21.482	54.206	+0.328	21.702	16.186	16.318	5	13:39:57.373	54.277	+0.256	21.694	16.271	16.312
12	13:46:15.678	54.196	+0.318	21.683	16.271	16.242	6	13:40:52.452	55.079	+1.058	21.735	16.655	16.689
13	13:47:10.113	54.435	+0.557	21.789	16.281	16.365	7	13:41:46.805	54.353	+0.332	21.711	16.307	16.335
14	13:48:04.353	54.240	+0.362	21.742	16.173	16.325	8	13:42:40.929	54.124	+0.103	21.639	16.178	16.307
15	13:48:58.682	54.329	+0.451	21.720	16.190	16.419	9	13:43:34.950	54.021		21.610	16.170	16.241
16	13:49:53.244	54.562	+0.684	21.772	16.296	16.494	10	13:44:29.054	54.104	+0.083	21.629	16.144	16.331
(628) Ben COOPER							11	13:45:23.395	54.341	+0.320	21.754	16.276	16.311
1	13:36:16.011	59.007	+5.051	24.715	17.284	17.008	12	13:46:17.680	54.285	+0.264	21.733	16.192	16.360
2	13:37:11.746	55.735	+1.779	22.236	16.653	16.846	13	13:47:12.022	54.342	+0.321	21.762	16.203	16.377
3	13:38:07.483	55.737	+1.781	22.352	16.567	16.818	14	13:48:06.270	54.248	+0.227	21.689	16.187	16.372
4	13:39:01.974	54.491	+0.535	21.767	16.271	16.453	15	13:49:01.397	55.127	+1.106	21.856	16.897	16.374
5	13:39:56.088	54.114	+0.158	21.593	16.202	16.319	16	13:49:55.967	54.570	+0.549	21.820	16.319	16.431
6	13:40:50.543	54.455	+0.499	21.898	16.224	16.333	(631) Barrie PULLINGER						
7	13:41:44.558	54.015	+0.059	21.604	16.135	16.276	1	13:36:16.690	59.598	+5.404	25.376	17.162	17.060
8	13:42:38.619	54.061	+0.105	21.590	16.123	16.348	2	13:37:12.870	56.180	+1.986	22.559	17.060	16.561
9	13:43:32.652	54.033	+0.077	21.639	16.133	16.261	3	13:38:09.247	56.377	+2.183	21.978	17.405	16.994
10	13:44:26.608	53.956		21.521	16.136	16.299	4	13:39:03.952	54.705	+0.511	22.088	16.328	16.289



Rotax Euro Challenge 2013 Genk / Belgium

Rotax DD2 Genk / Belgium 1,360 Km
 Final 2013-03-31 13:30

Race (16 Laps) started at 13:35:16

Lap	Time of Day	Lap Tm	Diff	S1 Tm	S2 Tm	S3 Tm	Lap	Time of Day	Lap Tm	Diff	S1 Tm	S2 Tm	S3 Tm
5	13:39:58.667	54.715	+0.521	21.680	16.283	16.752	(645) Chris STERKEN						
6	13:40:54.194	55.527	+1.333	22.043	16.711	16.773	1	13:36:17.774	1:00.413	+6.145	25.949	17.483	16.981
7	13:41:48.936	54.742	+0.548	21.827	16.608	16.307	2	13:37:13.936	56.162	+1.894	22.297	17.077	16.788
8	13:42:43.325	54.389	+0.195	21.783	16.227	16.379	3	13:38:09.716	55.780	+1.512	22.106	16.546	17.128
9	13:43:37.542	54.217	+0.023	21.625	16.196	16.396	4	13:39:04.416	54.700	+0.432	21.939	16.369	16.392
10	13:44:31.736	54.194		21.715	16.095	16.384	5	13:39:58.814	54.398	+0.130	21.653	16.196	16.549
11	13:45:26.098	54.362	+0.168	21.786	16.184	16.392	6	13:40:54.908	56.094	+1.826	22.032	16.809	17.253
12	13:46:20.450	54.352	+0.158	21.776	16.173	16.403	7	13:41:49.269	54.361	+0.093	21.670	16.296	16.395
13	13:47:14.935	54.485	+0.291	21.783	16.213	16.489	8	13:42:44.398	55.129	+0.861	22.204	16.530	16.395
14	13:48:09.347	54.412	+0.218	21.715	16.247	16.450	9	13:43:38.666	54.268		21.697	16.197	16.374
15	13:49:03.929	54.582	+0.388	21.810	16.301	16.471	10	13:44:32.944	54.278	+0.010	21.783	16.124	16.371
16	13:49:59.977	56.048	+1.854	21.943	16.953	17.152	11	13:45:27.298	54.354	+0.086	21.789	16.178	16.387
(608) Kevin LUDI							12	13:46:21.818	54.520	+0.252	21.815	16.288	16.417
1	13:36:17.213	59.668	+5.401	25.348	17.273	17.047	13	13:47:16.226	54.408	+0.140	21.759	16.183	16.466
2	13:37:13.504	56.291	+2.024	22.394	17.152	16.745	14	13:48:10.739	54.513	+0.245	21.851	16.253	16.409
3	13:38:09.411	55.907	+1.640	22.090	16.870	16.947	15	13:49:05.471	54.732	+0.464	21.848	16.386	16.498
4	13:39:04.203	54.792	+0.525	22.004	16.382	16.406	16	13:50:00.121	54.650	+0.382	21.850	16.261	16.539
5	13:39:58.734	54.531	+0.264	21.675	16.161	16.695	(615) Marcel SCHIRMER						
6	13:40:54.274	55.540	+1.273	22.269	16.469	16.802	1	13:36:19.237	1:00.756	+6.461	25.565	17.851	17.340
7	13:41:48.758	54.484	+0.217	21.800	16.269	16.415	2	13:37:14.985	55.748	+1.453	22.153	16.628	16.967
8	13:42:43.450	54.692	+0.425	22.073	16.211	16.408	3	13:38:10.500	55.515	+1.220	22.004	16.758	16.753
9	13:43:37.744	54.294	+0.027	21.675	16.204	16.415	4	13:39:05.924	55.424	+1.129	22.450	16.425	16.549
10	13:44:32.059	54.315	+0.048	21.671	16.250	16.394	5	13:40:00.342	54.418	+0.123	21.658	16.312	16.448
11	13:45:26.326	54.267		21.683	16.203	16.381	6	13:40:55.525	55.183	+0.888	21.749	16.473	16.961
12	13:46:20.666	54.340	+0.073	21.726	16.221	16.393	7	13:41:50.738	55.213	+0.918	22.035	16.514	16.664
13	13:47:15.112	54.446	+0.179	21.752	16.209	16.485	8	13:42:45.033	54.295		21.715	16.245	16.335
14	13:48:09.609	54.497	+0.230	21.773	16.270	16.454	9	13:43:39.702	54.669	+0.374	21.687	16.508	16.474
15	13:49:04.101	54.492	+0.225	21.733	16.316	16.443	10	13:44:35.563	55.861	+1.566	23.049	16.293	16.519
16	13:50:00.073	55.972	+1.705	21.858	16.929	17.185	11	13:45:30.811	55.248	+0.953	22.497	16.368	16.383
(601) Mathias DETIGE							12	13:46:25.248	54.437	+0.142	21.786	16.245	16.406
1	13:36:17.117	1:00.077	+5.828	25.724	17.301	17.052	13	13:47:19.689	54.441	+0.146	21.669	16.280	16.492
2	13:37:13.372	56.255	+2.006	22.397	17.143	16.715	14	13:48:14.140	54.451	+0.156	21.727	16.289	16.435
3	13:38:09.186	55.814	+1.565	22.074	16.876	16.864	15	13:49:08.703	54.563	+0.268	21.769	16.321	16.473
4	13:39:03.776	54.590	+0.341	21.849	16.320	16.421	16	13:50:03.332	54.629	+0.334	21.805	16.337	16.487
5	13:39:58.587	54.811	+0.562	21.644	16.339	16.828	(606) Lucas ORROCK						
6	13:40:55.370	56.783	+2.534	22.379	16.650	17.754	1	13:36:22.004	1:03.599	+9.580	29.434	17.379	16.786
7	13:41:50.408	55.038	+0.789	21.910	16.579	16.549	2	13:37:17.476	55.472	+1.453	22.337	16.538	16.597
8	13:42:44.852	54.444	+0.195	21.799	16.244	16.401	3	13:38:16.837	59.361	+5.342	21.906	20.775	16.680
9	13:43:39.101	54.249		21.669	16.199	16.381	4	13:39:12.038	55.201	+1.182	21.946	16.439	16.816
10	13:44:33.647	54.546	+0.297	21.731	16.283	16.532	5	13:40:06.507	54.469	+0.450	21.803	16.228	16.438
11	13:45:28.000	54.353	+0.104	21.726	16.209	16.418	6	13:41:00.617	54.110	+0.091	21.558	16.177	16.375
12	13:46:22.390	54.390	+0.141	21.730	16.234	16.426	7	13:41:54.636	54.019		21.495	16.206	16.318
13	13:47:17.005	54.615	+0.366	21.811	16.302	16.502	8	13:42:48.882	54.246	+0.227	21.644	16.173	16.429
14	13:48:11.666	54.661	+0.412	21.812	16.319	16.530	9	13:43:42.957	54.075	+0.056	21.523	16.236	16.316
15	13:49:06.435	54.769	+0.520	21.882	16.374	16.513	10	13:44:37.149	54.192	+0.173	21.539	16.304	16.349
16	13:50:01.478	55.043	+0.794	21.939	16.406	16.698	11	13:45:31.485	54.336	+0.317	21.673	16.260	16.403
(639) Maxime GRAVOUILLE							12	13:46:26.707	55.222	+1.203	21.878	16.211	17.133
1	13:36:18.424	1:00.575	+6.220	25.880	17.674	17.021	13	13:47:21.389	54.682	+0.663	21.975	16.278	16.429
2	13:37:14.781	56.357	+2.002	22.428	16.775	17.154	14	13:48:15.900	54.511	+0.492	21.637	16.239	16.635
3	13:38:10.338	55.557	+1.202	22.063	16.722	16.772	15	13:49:10.252	54.352	+0.333	21.721	16.244	16.387
4	13:39:06.195	55.857	+1.502	22.502	16.450	16.905	16	13:50:04.687	54.435	+0.416	21.628	16.280	16.527
5	13:40:00.693	54.498	+0.143	21.853	16.300	16.345	(719) Florent LAMBERT						
6	13:40:55.777	55.084	+0.729	21.845	16.411	16.828	1	13:36:18.295	1:00.217	+5.722	25.406	17.731	17.080
7	13:41:51.088	55.311	+0.956	21.985	16.438	16.888	2	13:37:14.339	56.044	+1.549	22.344	16.896	16.804
8	13:42:45.530	54.442	+0.087	21.836	16.278	16.328	3	13:38:10.034	55.695	+1.200	22.044	16.716	16.935
9	13:43:39.988	54.458	+0.103	21.808	16.312	16.338	4	13:39:05.134	55.100	+0.605	22.188	16.459	16.453
10	13:44:35.352	55.364	+1.009	22.552	16.298	16.514	5	13:40:00.165	55.031	+0.536	22.083	16.433	16.515
11	13:45:30.082	54.730	+0.375	21.996	16.320	16.414	6	13:40:55.835	55.670	+1.175	21.728	16.862	17.080
12	13:46:24.456	54.374	+0.019	21.749	16.241	16.384	7	13:41:51.280	55.445	+0.950	22.094	16.416	16.935
13	13:47:18.811	54.355		21.727	16.232	16.396	8	13:42:46.100	54.820	+0.325	21.930	16.442	16.448
14	13:48:13.329	54.518	+0.163	21.784	16.295	16.439	9	13:43:40.595	54.495		21.680	16.338	16.477
15	13:49:07.932	54.603	+0.248	21.823	16.356	16.424	10	13:44:36.101	55.506	+1.011	22.362	16.491	16.653
16	13:50:02.639	54.707	+0.352	21.834	16.339	16.534							



Rotax Euro Challenge 2013 Genk / Belgium

Rotax DD2 Genk / Belgium 1,360 Km
 Final 2013-03-31 13:30

Race (16 Laps) started at 13:35:16

Lap	Time of Day	Lap Tm	Diff	S1 Tm	S2 Tm	S3 Tm	Lap	Time of Day	Lap Tm	Diff	S1 Tm	S2 Tm	S3 Tm
11	13:45:31.323	55.222	+0.727	22.183	16.532	16.507	5	13:40:08.345	54.592	+0.406	21.661	16.593	16.338
12	13:46:27.229	55.906	+1.411	22.472	16.404	17.030	6	13:41:02.822	54.477	+0.291	21.593	16.509	16.375
13	13:47:22.298	55.069	+0.574	22.117	16.444	16.508	7	13:41:57.448	54.626	+0.440	21.620	16.273	16.733
14	13:48:17.031	54.733	+0.238	21.829	16.386	16.518	8	13:42:52.192	54.744	+0.558	21.852	16.501	16.391
15	13:49:11.774	54.743	+0.248	21.890	16.348	16.505	9	13:43:46.933	54.741	+0.555	22.199	16.210	16.332
16	13:50:06.608	54.834	+0.339	21.882	16.378	16.574	10	13:44:41.119	54.186		21.701	16.148	16.337
(643) Pascal MARSCHALL							11	13:45:35.455	54.336	+0.150	21.691	16.232	16.413
1	13:36:21.863	1:03.181	+8.770	28.818	17.482	16.881	12	13:46:30.167	54.712	+0.526	21.737	16.231	16.744
2	13:37:17.354	55.491	+1.080	22.324	16.565	16.602	13	13:47:24.795	54.628	+0.442	21.747	16.396	16.485
3	13:38:15.230	57.876	+3.465	22.284	18.768	16.824	14	13:48:19.404	54.609	+0.423	21.857	16.296	16.456
4	13:39:10.212	54.982	+0.571	22.070	16.410	16.502	15	13:49:13.988	54.584	+0.398	21.799	16.303	16.482
5	13:40:04.811	54.599	+0.188	21.803	16.307	16.489	16	13:50:08.738	54.750	+0.564	22.012	16.312	16.426
6	13:40:59.277	54.466	+0.055	21.713	16.212	16.541	(656) Julien RENAUDIN						
7	13:41:53.688	54.411		21.715	16.258	16.438	1	13:36:23.589	1:04.713	+10.249	29.206	18.226	17.281
8	13:42:48.164	54.476	+0.065	21.710	16.321	16.445	2	13:37:19.102	55.513	+1.049	22.320	16.606	16.587
9	13:43:42.627	54.463	+0.052	21.755	16.269	16.439	3	13:38:16.427	57.325	+2.861	22.051	18.626	16.648
10	13:44:37.321	54.694	+0.283	21.684	16.284	16.726	4	13:39:11.855	55.428	+0.964	22.117	16.624	16.687
11	13:45:31.986	54.665	+0.254	21.829	16.297	16.539	5	13:40:06.807	54.952	+0.488	22.125	16.377	16.450
12	13:46:27.717	55.731	+1.320	22.217	16.514	17.000	6	13:41:01.271	54.464		21.781	16.279	16.404
13	13:47:22.872	55.155	+0.744	22.307	16.372	16.476	7	13:41:56.438	55.167	+0.703	22.399	16.316	16.452
14	13:48:17.547	54.675	+0.264	21.828	16.341	16.506	8	13:42:51.042	54.604	+0.140	21.861	16.346	16.397
15	13:49:12.118	54.571	+0.160	21.808	16.303	16.460	9	13:43:45.553	54.511	+0.047	21.775	16.284	16.452
16	13:50:06.859	54.741	+0.330	21.828	16.323	16.590	10	13:44:40.240	54.687	+0.223	21.892	16.306	16.489
(604) PATRICK PEARCE							11	13:45:34.907	54.667	+0.203	21.850	16.291	16.526
1	13:36:24.887	1:06.375	+12.078	29.652	19.591	17.132	12	13:46:29.873	54.966	+0.502	21.881	16.372	16.713
2	13:37:21.167	56.280	+1.983	22.545	16.950	16.785	13	13:47:25.084	55.211	+0.747	21.898	16.692	16.621
3	13:38:17.649	56.482	+2.185	22.324	17.280	16.878	14	13:48:19.871	54.787	+0.323	21.879	16.463	16.445
4	13:39:12.572	54.923	+0.626	21.974	16.380	16.569	15	13:49:14.741	54.870	+0.406	21.986	16.365	16.519
5	13:40:07.203	54.631	+0.334	21.964	16.270	16.397	16	13:50:09.586	54.845	+0.381	21.915	16.389	16.541
6	13:41:01.500	54.297		21.681	16.213	16.403	(660) Maxi FLEISCHMANN						
7	13:41:56.084	54.584	+0.287	21.953	16.280	16.351	1	13:36:23.859	1:05.144	+10.656	29.702	18.118	17.324
8	13:42:50.482	54.398	+0.101	21.763	16.260	16.373	2	13:37:20.566	56.707	+2.219	22.958	16.934	16.815
9	13:43:44.808	54.326	+0.029	21.724	16.236	16.366	3	13:38:16.612	56.046	+1.558	22.133	17.289	16.624
10	13:44:39.189	54.381	+0.084	21.756	16.230	16.395	4	13:39:12.495	55.883	+1.395	22.311	16.639	16.933
11	13:45:33.651	54.462	+0.165	21.802	16.253	16.407	5	13:40:07.625	55.130	+0.642	22.293	16.370	16.467
12	13:46:28.687	55.036	+0.739	21.801	16.411	16.824	6	13:41:02.173	54.548	+0.060	21.777	16.304	16.467
13	13:47:23.377	54.690	+0.393	21.951	16.311	16.428	7	13:41:56.661	54.488		21.660	16.403	16.425
14	13:48:18.066	54.689	+0.392	21.982	16.309	16.398	8	13:42:51.363	54.702	+0.214	21.829	16.376	16.497
15	13:49:12.614	54.548	+0.251	21.830	16.326	16.392	9	13:43:46.044	54.681	+0.193	21.864	16.341	16.476
16	13:50:07.141	54.527	+0.230	21.820	16.262	16.445	10	13:44:40.669	54.625	+0.137	21.808	16.356	16.461
(617) Luka KAMALI							11	13:45:35.869	55.200	+0.712	21.819	16.418	16.963
1	13:36:19.892	1:01.893	+7.556	27.586	17.272	17.035	12	13:46:30.870	55.001	+0.513	21.819	16.357	16.825
2	13:37:15.368	55.476	+1.139	22.185	16.554	16.737	13	13:47:25.763	54.893	+0.405	21.930	16.402	16.561
3	13:38:16.208	1:00.840	+6.503	22.025	22.202	16.613	14	13:48:20.675	54.912	+0.424	21.884	16.425	16.603
4	13:39:11.080	54.872	+0.535	22.099	16.311	16.462	15	13:49:15.393	54.718	+0.230	21.839	16.354	16.525
5	13:40:05.656	54.576	+0.239	21.922	16.243	16.411	16	13:50:10.255	54.862	+0.374	21.901	16.367	16.594
6	13:41:00.056	54.400	+0.063	21.748	16.195	16.457	(647) Alex BEGGI						
7	13:41:54.486	54.430	+0.093	21.832	16.237	16.361	1	13:36:23.963	1:03.938	+9.690	28.279	18.625	17.034
8	13:42:49.337	54.851	+0.514	22.116	16.295	16.440	2	13:37:21.429	57.466	+3.218	23.306	17.044	17.116
9	13:43:43.674	54.337		21.716	16.236	16.385	3	13:38:17.884	56.455	+2.207	22.176	17.342	16.937
10	13:44:38.333	54.659	+0.322	21.793	16.430	16.436	4	13:39:13.321	55.437	+1.189	22.711	16.340	16.386
11	13:45:32.919	54.586	+0.249	21.942	16.193	16.451	5	13:40:09.182	55.861	+1.613	21.886	17.208	16.767
12	13:46:28.356	55.437	+1.100	21.919	16.403	17.115	6	13:41:03.662	54.480	+0.232	21.739	16.370	16.371
13	13:47:23.142	54.786	+0.449	21.998	16.345	16.443	7	13:41:57.910	54.248		21.663	16.242	16.343
14	13:48:19.079	55.937	+1.600	23.174	16.333	16.430	8	13:42:52.437	54.527	+0.279	21.769	16.335	16.423
15	13:49:13.672	54.593	+0.256	21.880	16.276	16.437	9	13:43:48.168	55.731	+1.483	22.560	16.754	16.417
16	13:50:08.425	54.753	+0.416	22.083	16.234	16.436	10	13:44:43.000	54.832	+0.584	22.097	16.370	16.365
(609) Haralds GARKAKLIS							11	13:45:37.351	54.351	+0.103	21.727	16.210	16.414
1	13:36:23.534	1:04.313	+10.127	28.923	18.012	17.378	12	13:46:31.925	54.574	+0.326	21.741	16.259	16.574
2	13:37:19.281	55.747	+1.561	22.563	16.635	16.549	13	13:47:26.580	54.655	+0.407	21.945	16.228	16.482
3	13:38:17.831	58.550	+4.364	22.020	19.361	17.169	14	13:48:21.257	54.677	+0.429	21.870	16.376	16.431
4	13:39:13.753	55.922	+1.736	23.077	16.471	16.374	15	13:49:15.819	54.562	+0.314	21.839	16.322	16.401
							16	13:50:10.461	54.642	+0.394	21.854	16.366	16.422



Rotax Euro Challenge 2013 Genk / Belgium

Rotax DD2 Genk / Belgium 1,360 Km
 Final 2013-03-31 13:30

Race (16 Laps) started at 13:35:16

Lap	Time of Day	Lap Tm	Diff	S1 Tm	S2 Tm	S3 Tm	Lap	Time of Day	Lap Tm	Diff	S1 Tm	S2 Tm	S3 Tm
(700) Christophe ADAMS							11	13:45:39.066	54.725	+0.099	21.831	16.375	16.519
1	13:36:21.479	1:03.264	+8.820	28.336	17.730	17.198	12	13:46:33.831	54.765	+0.139	21.793	16.418	16.554
2	13:37:18.350	56.871	+2.427	23.291	16.951	16.629	13	13:47:28.609	54.778	+0.152	21.890	16.332	16.556
3	13:38:16.086	57.736	+3.292	22.377	18.648	16.711	14	13:48:23.311	54.702	+0.076	21.772	16.427	16.503
4	13:39:12.783	56.697	+2.253	22.295	16.696	17.706	15	13:49:18.104	54.793	+0.167	21.898	16.388	16.507
5	13:40:07.935	55.152	+0.708	22.280	16.400	16.472	16	13:50:12.933	54.829	+0.203	21.833	16.405	16.591
6	13:41:02.399	54.464	+0.020	21.706	16.369	16.389	(658) Janno THEUSSING						
7	13:41:57.245	54.846	+0.402	21.745	16.668	16.433	1	13:36:24.248	1:04.584	+9.822	28.670	18.768	17.146
8	13:42:52.298	55.053	+0.609	22.038	16.414	16.601	2	13:37:21.778	57.530	+2.768	23.248	17.085	17.197
9	13:43:48.027	55.729	+1.285	22.670	16.594	16.465	3	13:38:19.370	57.592	+2.830	22.986	17.647	16.959
10	13:44:43.500	55.473	+1.029	22.717	16.328	16.428	4	13:39:16.206	56.836	+2.074	22.740	17.286	16.810
11	13:45:37.944	54.444		21.820	16.239	16.385	5	13:40:11.282	55.076	+0.314	22.132	16.405	16.539
12	13:46:32.572	54.628	+0.184	21.876	16.370	16.382	6	13:41:06.192	54.910	+0.148	21.976	16.470	16.464
13	13:47:27.167	54.595	+0.151	21.769	16.372	16.454	7	13:42:01.053	54.861	+0.099	22.014	16.369	16.478
14	13:48:21.759	54.592	+0.148	21.820	16.362	16.410	8	13:42:55.971	54.918	+0.156	21.992	16.438	16.488
15	13:49:16.314	54.555	+0.111	21.805	16.347	16.403	9	13:43:50.946	54.975	+0.213	22.065	16.353	16.557
16	13:50:10.904	54.590	+0.146	21.692	16.366	16.532	10	13:44:45.786	54.840	+0.078	22.046	16.360	16.434
(650) Mario VENDLA							11	13:45:40.739	54.953	+0.191	22.159	16.359	16.435
1	13:36:25.327	1:06.126	+11.747	29.452	19.508	17.166	12	13:46:35.552	54.813	+0.051	22.045	16.281	16.487
2	13:37:21.924	56.597	+2.218	22.673	16.936	16.988	13	13:47:30.410	54.858	+0.096	21.968	16.332	16.558
3	13:38:18.094	56.170	+1.791	22.372	16.905	16.893	14	13:48:25.312	54.902	+0.140	22.081	16.345	16.476
4	13:39:14.044	55.950	+1.571	22.747	16.693	16.510	15	13:49:20.074	54.762		21.946	16.299	16.517
5	13:40:08.865	54.821	+0.442	21.865	16.435	16.521	16	13:50:14.919	54.845	+0.083	21.979	16.357	16.509
6	13:41:03.333	54.468	+0.089	21.766	16.283	16.419	(659) Giel BRONDER						
7	13:41:57.712	54.379		21.736	16.276	16.367	1	13:36:25.846	1:06.706	+12.034	29.537	20.072	17.097
8	13:42:52.571	54.859	+0.480	21.887	16.519	16.453	2	13:37:22.138	56.292	+1.620	22.309	16.972	17.011
9	13:43:48.270	55.699	+1.320	22.434	16.826	16.439	3	13:38:18.387	56.249	+1.577	22.440	16.796	17.013
10	13:44:43.158	54.888	+0.509	22.168	16.332	16.388	4	13:39:20.587	1:02.200	+7.528	28.492	16.877	16.831
11	13:45:37.689	54.531	+0.152	21.856	16.231	16.444	5	13:40:15.611	55.024	+0.352	22.114	16.415	16.495
12	13:46:32.315	54.626	+0.247	21.847	16.295	16.484	6	13:41:10.297	54.686	+0.014	21.886	16.319	16.481
13	13:47:27.689	55.374	+0.995	22.607	16.313	16.454	7	13:42:04.969	54.672		21.877	16.330	16.465
14	13:48:22.201	54.512	+0.133	21.785	16.290	16.437	8	13:42:59.647	54.678	+0.006	21.852	16.321	16.505
15	13:49:16.935	54.734	+0.355	21.775	16.529	16.430	9	13:43:54.506	54.859	+0.187	21.861	16.388	16.610
16	13:50:11.843	54.908	+0.529	21.926	16.375	16.607	10	13:44:49.346	54.840	+0.168	21.910	16.366	16.564
(633) Alexis COURSAULT							11	13:45:44.170	54.824	+0.152	21.921	16.334	16.569
1	13:36:26.293	1:06.772	+12.480	29.517	19.805	17.450	12	13:46:39.182	55.012	+0.340	21.978	16.394	16.640
2	13:37:22.532	56.239	+1.947	22.319	16.742	17.178	13	13:47:34.196	55.014	+0.342	21.981	16.415	16.618
3	13:38:18.914	56.382	+2.090	22.475	17.077	16.830	14	13:48:29.209	55.013	+0.341	22.007	16.396	16.610
4	13:39:15.614	56.700	+2.408	22.450	17.658	16.592	15	13:49:24.327	55.118	+0.446	22.026	16.437	16.655
5	13:40:10.348	54.734	+0.442	21.957	16.354	16.423	16	13:50:19.473	55.146	+0.474	22.024	16.452	16.670
6	13:41:04.656	54.308	+0.016	21.736	16.201	16.371	(654) Martins LAPINS						
7	13:41:59.481	54.825	+0.533	21.698	16.198	16.929	1	13:36:17.391	59.803	+5.381	25.581	17.295	16.927
8	13:42:54.260	54.779	+0.487	21.865	16.463	16.451	2	13:37:13.714	56.323	+1.901	22.468	17.139	16.716
9	13:43:48.552	54.292		21.738	16.339	16.215	3	13:38:09.837	56.123	+1.701	22.471	16.823	16.829
10	13:44:43.596	55.044	+0.752	22.318	16.390	16.336	4	13:39:04.830	54.993	+0.571	22.163	16.306	16.524
11	13:45:38.263	54.667	+0.375	22.028	16.218	16.421	5	13:39:59.386	54.556	+0.134	21.811	16.253	16.492
12	13:46:32.736	54.473	+0.181	21.824	16.271	16.378	6	13:40:54.704	55.318	+0.896	21.903	16.493	16.922
13	13:47:27.936	55.200	+0.908	22.412	16.305	16.483	7	13:41:49.126	54.422		21.667	16.373	16.382
14	13:48:22.387	54.451	+0.159	21.792	16.278	16.381	8	13:42:44.653	55.527	+1.105	22.250	16.804	16.473
15	13:49:17.212	54.825	+0.533	21.722	16.627	16.476	9	13:43:39.766	55.113	+0.691	21.976	16.413	16.724
16	13:50:11.883	54.671	+0.379	21.877	16.316	16.478	10	13:44:35.403	55.637	+1.215	22.631	16.330	16.676
(642) Niklas OLSEN							11	13:45:31.727	56.324	+1.902	22.818	16.813	16.693
1	13:36:25.238	1:05.975	+11.349	29.082	19.601	17.292	12	13:46:27.727	56.000	+1.578	22.342	16.403	17.255
2	13:37:22.407	57.169	+2.543	22.612	16.950	17.607	13	13:47:22.934	55.207	+0.785	22.187	16.364	16.656
3	13:38:19.143	56.736	+2.110	22.884	16.967	16.885	14	13:48:31.748	1:08.814	+14.392	35.876	16.438	16.500
4	13:39:15.856	56.713	+2.087	22.689	17.339	16.685	15	13:49:26.571	54.823	+0.401	22.023	16.308	16.492
5	13:40:10.755	54.899	+0.273	21.984	16.435	16.480	16	13:50:21.353	54.782	+0.360	21.943	16.356	16.483
6	13:41:05.475	54.720	+0.094	21.868	16.331	16.521	(649) Alexander ZENKIN						
7	13:42:00.101	54.626		21.837	16.295	16.494	1	13:36:23.774	1:04.304	+8.847	28.518	18.141	17.645
8	13:42:54.782	54.681	+0.055	21.815	16.335	16.531	2	13:37:21.082	57.308	+1.851	22.981	17.445	16.882
9	13:43:49.495	54.713	+0.087	21.852	16.362	16.499	3	13:38:18.496	57.414	+1.957	23.065	16.972	17.377
10	13:44:44.341	54.846	+0.220	21.905	16.429	16.512	4	13:39:23.937	1:05.441	+9.984	30.406	17.761	17.274



Rotax Euro Challenge 2013 Genk / Belgium

Rotax DD2

Genk / Belgium 1,360 Km

Final

2013-03-31 13:30

Race (16 Laps) started at 13:35:16

Lap	Time of Day	Lap Tm	Diff	S1 Tm	S2 Tm	S3 Tm	Lap	Time of Day	Lap Tm	Diff	S1 Tm	S2 Tm	S3 Tm
5	13:40:20.378	56.441	+0.984	22.687	16.839	16.915							
6	13:41:16.131	55.753	+0.296	22.340	16.692	16.721							
7	13:42:12.174	56.043	+0.586	22.290	16.896	16.857							
8	13:43:07.631	55.457		22.218	16.586	16.653							
9	13:44:03.397	55.766	+0.309	22.279	16.704	16.783							
10	13:44:58.926	55.529	+0.072	22.161	16.632	16.736							
11	13:45:54.718	55.792	+0.335	22.244	16.771	16.777							
12	13:46:50.434	55.716	+0.259	22.229	16.664	16.823							
13	13:47:46.038	55.604	+0.147	22.209	16.634	16.761							
14	13:48:42.453	56.415	+0.958	22.579	16.941	16.895							
15	13:49:38.500	56.047	+0.590	22.448	16.712	16.887							
16	13:50:34.488	55.988	+0.531	22.346	16.736	16.906							

(622) Andreas BACKMAN

1	13:36:17.913	1:00.307	+6.028	25.623	17.834	16.850
2	13:37:14.479	56.566	+2.287	22.340	17.233	16.993
3	13:38:10.152	55.673	+1.394	22.010	16.761	16.902
4	13:39:05.309	55.157	+0.878	22.145	16.596	16.416
5	13:39:59.756	54.447	+0.168	21.816	16.301	16.330
6	13:40:55.432	55.676	+1.397	21.684	16.427	17.565
7	13:41:50.909	55.477	+1.198	21.954	16.578	16.945
8	13:42:45.188	54.279		21.837	16.221	16.221
9	13:43:39.796	54.608	+0.329	21.734	16.458	16.416
10	13:44:36.034	56.238	+1.959	23.359	16.413	16.466
11	13:45:31.025	54.991	+0.712	22.158	16.459	16.374
12	13:46:25.457	54.432	+0.153	21.833	16.213	16.386

(627) Shaun SLAVIN

1	13:36:22.391	1:03.833	+9.368	29.288	17.702	16.843
2	13:37:18.565	56.174	+1.709	22.320	17.143	16.711
3	13:38:14.734	56.169	+1.704	22.069	17.555	16.545
4	13:39:09.372	54.638	+0.173	21.814	16.381	16.443
5	13:40:03.837	54.465		21.738	16.266	16.461

(616) Antti RAMMO

1	13:36:19.374	1:01.417	+5.675	25.901	17.873	17.643
2	13:37:15.116	55.742		22.391	16.753	16.598