



# Rotax Euro Challenge 2013 PF Int. / GBR

Rotax Seniors

PF International / England 1,382 Km

Non Qualifying Practice Even Numbers

2013-07-19 11:00

Practice (7:00 Time) started at 11:00:00

Pos	No.	Name	Nat.	Chassis	Race Team	Laps	Best Tm	Diff	Gap In Lap	km/h
1	222	Harry WEBB	GBR	Tonykart	Strawberry Racing	6	56.463			5 88,114
2	206	Philip MORIN	SWE	Alonso	Dan Holland Racing	5	56.518	0.055	0.055	3 88,029
3	202	Edward BRAND	GBR	Intrepid	Intrepid Driver Program	6	56.615	0.152	0.097	4 87,878
4	270	Oliver MYERS	GBR	Tonykart	Coles Racing	6	56.615	0.152		4 87,878
5	260	Charlie TURNER	GBR	Tonykart	Coles Racing	6	56.661	0.198	0.046	5 87,806
6	208	Jiri FORMAN	CZE	Tonykart	Protrain Racing	6	56.793	0.330	0.132	4 87,602
7	236	Jack WEPRIN	USA	Alonso	Dan Holland Racing	6	56.800	0.337	0.007	5 87,592
8	234	Charlie EASTWOOD	IRL	Tonykart	Strawberry Racing	6	56.818	0.355	0.018	6 87,564
9	214	Petr BEZEL	CZE	MS Kart	MS Kart Racing Team	6	56.832	0.369	0.014	4 87,542
10	316	Joshua COLLINGS	GBR	CRG	Global Karting	6	56.862	0.399	0.030	5 87,496
11	276	Martin HENCKEL MORTEN	DNK	Tonykart	RS Competition	7	56.893	0.430	0.031	6 87,448
12	264	Jules COUSIN	FRA	FA Kart	DSS Kart	6	56.936	0.473	0.043	6 87,382
13	314	Max AITKEN	GBR	Tonykart	Strawberry Racing	6	56.953	0.490	0.017	3 87,356
14	266	Connor JUPP	GBR	Alonso	Dan Holland Racing	6	56.978	0.515	0.025	6 87,318
15	226	Jessica BACKMAN	SWE	Tonykart	Strawberry Racing	6	57.010	0.547	0.032	4 87,269
16	228	Eugene DENYSSEN	ZAF	Alonso	Dan Holland Racing	6	57.059	0.596	0.049	3 87,194
17	212	Glen VAN DROOGENBROE	BEL	Tonykart	Daems Racing	6	57.065	0.602	0.006	6 87,185
18	218	Antoine BARTHON	FRA	Formula K	FK Racing Team AB Ltd	6	57.125	0.662	0.060	6 87,093
19	244	Alfredo ZABALZA	MEX	Kosmic	Paul Carr Racing	6	57.136	0.673	0.011	4 87,076
20	312	Luke KNOTT	GBR	Tonykart	RL Racing Dept UK Ltd	6	57.172	0.709	0.036	3 87,022
21	268	Cecile MARTINI	FRA	Sodikart	Martini Racing Kart	6	57.869	1.406	0.697	6 85,973

Timekeeping Ingrid and Meik Wagner:

Clerk of the course Nigel Edwards:

Steward (Chairman) Ian Watson:

Chief Scrutineer Paul Klaassen:

Licensed to: Motorsport Events

Printed: 2013-07-19 11:09:11

posted at:

h



# Rotax Euro Challenge 2013 PF Int. / GBR

Rotax Seniors

PF International / England 1,382 Km

Non Qualifying Practice Even Numbers

2013-07-19 11:00

Practice (7:00 Time) started at 11:00:00

Lap	Time of Day	Lap Tm	Diff	S1 Tm	S2 Tm	S3 Tm
<b>(222) Harry WEBB</b>						
1	11:02:54.464	59.833	+3.370	22.348	18.448	19.037
2	11:03:51.800	57.336	+0.873	20.694	17.911	18.731
3	11:04:48.756	56.956	+0.493	20.275	17.991	18.690
4	11:05:45.439	56.683	+0.220	20.306	17.809	<b>18.568</b>
5	11:06:41.902	<b>56.463</b>		<b>20.152</b>	<b>17.727</b>	18.584
6	11:07:39.076	57.174	+0.711	20.294	18.039	18.841

<b>(206) Philip MORIN</b>						
1	11:03:57.415	1:02.584	+6.066	23.469	18.315	20.800
2	11:04:54.338	56.923	+0.405	20.402	17.819	18.702
3	11:05:50.856	<b>56.518</b>		20.262	<b>17.654</b>	<b>18.602</b>
4	11:06:47.755	56.899	+0.381	<b>20.140</b>	18.049	18.710
5	11:07:44.517	56.762	+0.244	20.291	17.808	18.663

<b>(202) Edward BRAND</b>						
1	11:02:47.933	1:00.977	+4.362	22.756	18.612	19.609
2	11:03:45.470	57.537	+0.922	20.697	18.019	18.821
3	11:04:42.295	56.825	+0.210	20.280	17.884	18.661
4	11:05:38.910	<b>56.615</b>		20.261	<b>17.698</b>	18.656
5	11:06:36.115	57.205	+0.590	20.489	18.014	18.702
6	11:07:32.765	56.650	+0.035	<b>20.255</b>	17.750	<b>18.645</b>

<b>(270) Oliver MYERS</b>						
1	11:02:49.058	1:12.265	+15.650	25.764	21.615	24.886
2	11:03:46.933	57.875	+1.260	20.973	17.862	19.040
3	11:04:43.789	56.856	+0.241	20.473	17.787	<b>18.596</b>
4	11:05:40.404	<b>56.615</b>		20.230	<b>17.749</b>	18.636
5	11:06:37.388	56.984	+0.369	20.454	18.713	18.717
6	11:07:34.475	57.087	+0.472	<b>20.201</b>	17.969	18.917

<b>(260) Charlie TURNER</b>						
1	11:02:49.861	1:00.735	+4.074	22.393	18.607	19.735
2	11:03:47.551	57.690	+1.029	20.750	17.779	19.161
3	11:04:44.699	57.148	+0.487	20.565	17.909	18.674
4	11:05:41.528	56.829	+0.168	20.388	17.839	<b>18.602</b>
5	11:06:38.189	<b>56.661</b>		20.173	<b>17.775</b>	18.713
6	11:07:34.951	56.762	+0.101	<b>20.152</b>	17.905	18.705

<b>(208) Jiri FORMAN</b>						
1	11:02:48.497	1:13.857	+17.064	25.822	22.525	25.510
2	11:03:47.385	58.888	+2.095	21.748	17.943	19.197
3	11:04:47.651	1:00.266	+3.473	20.680	20.941	18.645
4	11:05:44.444	<b>56.793</b>		<b>20.267</b>	17.919	<b>18.607</b>
5	11:06:41.607	57.163	+0.370	20.285	17.970	18.908
6	11:07:39.692	58.085	+1.292	21.529	<b>17.843</b>	18.713

<b>(236) Jack WEPRIN</b>						
1	11:02:46.742	1:14.072	+17.272	26.071	22.955	25.046
2	11:03:50.730	1:03.988	+7.188	21.083	19.620	23.285
3	11:04:48.134	57.404	+0.604	20.773	17.919	18.712
4	11:05:44.981	56.847	+0.047	<b>20.249</b>	<b>17.760</b>	18.838
5	11:06:41.781	<b>56.800</b>		20.303	17.789	<b>18.708</b>
6	11:07:39.380	57.599	+0.799	20.344	18.442	18.813

<b>(234) Charlie EASTWOOD</b>						
1	11:02:45.670	1:13.520	+16.702	26.191	22.617	24.712
2	11:03:44.093	58.423	+1.605	21.281	18.143	18.999
3	11:04:41.280	57.187	+0.369	20.540	17.885	18.762
4	11:05:38.122	56.842	+0.024	20.391	<b>17.760</b>	18.691
5	11:06:35.098	56.976	+0.158	20.465	17.843	<b>18.668</b>
6	11:07:31.916	<b>56.818</b>		<b>20.310</b>	17.831	18.677

<b>(214) Petr BEZEL</b>						
1	11:02:47.198	1:12.365	+15.533	24.494	22.951	24.920

2	11:03:45.246	58.048	+1.216	20.790	18.218	19.040
3	11:04:42.617	57.371	+0.539	20.391	18.267	<b>18.713</b>
4	11:05:39.449	<b>56.832</b>		20.266	<b>17.839</b>	18.727
5	11:06:37.038	57.589	+0.757	<b>20.196</b>	18.430	18.963
6	11:07:34.063	57.025	+0.193	20.202	18.001	18.822

<b>(316) Joshua COLLINGS</b>						
1	11:02:31.645	1:05.237	+8.375	26.601	19.176	19.460
2	11:03:29.568	57.923	+1.061	20.730	18.310	18.883
3	11:04:26.843	57.275	+0.413	20.269	18.173	18.833
4	11:05:23.717	56.874	+0.012	20.358	<b>17.873</b>	<b>18.643</b>
5	11:06:20.579	<b>56.862</b>		<b>20.212</b>	17.968	18.682
6	11:07:17.491	56.912	+0.050	20.261	17.933	18.718

<b>(276) Martin HENCKEL MORTENSEN</b>						
1	11:01:26.725	1:01.594	+4.701	23.113	18.690	19.791
2	11:02:29.963	1:03.238	+6.345	25.447	18.423	19.368
3	11:03:28.412	58.449	+1.556	20.958	18.203	19.288
4	11:04:27.163	58.751	+1.858	20.647	19.271	18.833
5	11:05:24.134	56.971	+0.078	20.391	17.859	<b>18.721</b>
6	11:06:21.027	<b>56.893</b>		20.328	<b>17.810</b>	18.755
7	11:07:18.008	56.981	+0.088	<b>20.324</b>	17.857	18.800

<b>(264) Jules COUSIN</b>						
1	11:02:50.616	1:10.207	+13.271	29.792	20.750	19.665
2	11:03:49.726	59.110	+2.174	21.540	17.870	19.700
3	11:04:47.061	57.335	+0.399	20.638	17.849	18.848
4	11:05:44.048	56.987	+0.051	20.292	17.819	18.876
5	11:06:41.053	57.005	+0.069	<b>20.275</b>	17.881	18.849
6	11:07:37.989	<b>56.936</b>		20.384	<b>17.792</b>	<b>18.760</b>

<b>(314) Max AITKEN</b>						
1	11:03:00.737	59.410	+2.457	21.986	18.356	19.068
2	11:03:58.084	57.347	+0.394	20.585	17.816	18.946
3	11:04:55.037	<b>56.953</b>		<b>20.326</b>	17.897	18.730
4	11:05:52.002	56.965	+0.012	20.429	17.820	<b>18.716</b>
5	11:06:49.183	57.181	+0.228	20.392	17.904	18.885
6	11:07:46.304	57.121	+0.168	20.402	<b>17.800</b>	18.919

<b>(266) Connor JUPP</b>						
1	11:02:51.590	1:10.109	+13.131	27.743	22.637	19.729
2	11:03:56.103	1:04.513	+7.535	26.908	18.768	18.837
3	11:04:53.185	57.082	+0.104	20.456	<b>17.861</b>	18.765
4	11:05:50.342	57.157	+0.179	20.329	17.911	18.917
5	11:06:47.939	57.597	+0.619	20.730	18.221	<b>18.646</b>
6	11:07:44.917	<b>56.978</b>		<b>20.181</b>	18.051	18.746

<b>(226) Jessica BACKMAN</b>						
1	11:02:47.490	1:11.284	+14.274	24.703	21.654	24.927
2	11:03:46.082	58.592	+1.582	21.481	18.206	18.905
3	11:04:43.231	57.149	+0.139	20.472	17.862	18.815
4	11:05:40.241	<b>57.010</b>		<b>20.399</b>	<b>17.851</b>	18.760
5	11:06:37.692	57.451	+0.441	20.812	17.909	<b>18.730</b>
6	11:07:35.202	57.510	+0.500	20.408	18.344	18.758

<b>(228) Eugene DENYSSEN</b>						
1	11:02:50.353	1:08.240	+11.181	27.630	20.039	20.571
2	11:03:49.657	59.304	+2.245	21.307	17.964	20.033
3	11:04:46.716	<b>57.059</b>		20.398	<b>17.864</b>	<b>18.797</b>
4	11:05:44.144	57.428	+0.369	20.287	17.947	19.194
5	11:06:41.537	57.393	+0.334	20.408	18.044	18.941
6	11:07:38.836	57.299	+0.240	<b>20.268</b>	18.212	18.819

<b>(212) Glen VAN DROOGENBROEK</b>						
1	11:02:55.456	59.920	+2.855	22.395	18.365	19.160
2	11:03:53.616	58.160	+1.095	21.290	18.011	18.859





Rotax Euro Challenge 2013 PF Int. / GBR

Rotax Seniors

PF International / England 1,382 Km

Non Qualifying Practice Even Numbers

2013-07-19 11:00

Practice (7:00 Time) started at 11:00:00

Lap	Time of Day	Lap Tm	Diff	S1 Tm	S2 Tm	S3 Tm	Lap	Time of Day	Lap Tm	Diff	S1 Tm	S2 Tm	S3 Tm
3	11:04:50.964	57.348	+0.283	20.554	18.010	18.784							
4	11:05:48.255	57.291	+0.226	20.446	18.075	18.770							
5	11:06:46.039	57.784	+0.719	<b>20.309</b>	17.967	19.508							
6	11:07:43.104	<b>57.065</b>		20.416	<b>17.909</b>	<b>18.740</b>							

(218) Antoine BARTHON

1	11:02:48.631	1:11.904	+14.779	24.810	21.973	25.121
2	11:03:47.842	59.211	+2.086	20.953	18.153	20.105
3	11:04:45.568	57.726	+0.601	20.633	18.208	18.885
4	11:05:43.036	57.468	+0.343	20.748	17.950	<b>18.770</b>
5	11:06:40.241	57.205	+0.080	20.474	17.927	18.804
6	11:07:37.366	<b>57.125</b>		<b>20.463</b>	<b>17.868</b>	18.794

(244) Alfredo ZABALZA

1	11:02:45.925	1:13.060	+15.924	25.628	22.687	24.745
2	11:03:44.508	58.583	+1.447	21.158	18.264	19.161
3	11:04:41.674	57.166	+0.030	20.499	<b>17.845</b>	<b>18.822</b>
4	11:05:38.810	<b>57.136</b>		<b>20.336</b>	17.956	18.844
5	11:06:36.812	58.002	+0.866	20.362	18.777	18.863
6	11:07:34.419	57.607	+0.471	20.356	18.256	18.995

(312) Luke KNOTT

1	11:02:49.383	1:10.752	+13.580	24.523	21.479	24.750
2	11:03:48.659	59.276	+2.104	21.748	<b>18.074</b>	19.454
3	11:04:45.831	<b>57.172</b>		20.345	18.165	<b>18.662</b>
4	11:05:43.627	57.796	+0.624	20.366	18.611	18.819
5	11:06:41.255	57.628	+0.456	20.375	18.407	18.846
6	11:07:38.954	57.699	+0.527	<b>20.336</b>	18.536	18.827

(268) Cecile MARTINI

1	11:02:49.886	1:10.098	+12.229	24.500	21.180	24.418
2	11:03:50.811	1:00.925	+3.056	22.571	18.368	19.986
3	11:04:49.539	58.728	+0.859	21.158	18.502	19.068
4	11:05:47.710	58.171	+0.302	21.104	<b>18.042</b>	19.025
5	11:06:45.728	58.018	+0.149	20.732	18.337	<b>18.949</b>
6	11:07:43.597	<b>57.869</b>		<b>20.647</b>	18.251	18.971



# Rotax Euro Challenge 2013 PF Int. / GBR

Rotax Seniors

PF International / England 1,382 Km

Non Qualifying Practice Odd Numbers

2013-07-19 11:10

Practice (7:00 Time) started at 11:10:01

Pos	No.	Name	Nat.	Chassis	Race Team	Laps	Best Tm	Diff	Gap In Lap	km/h
1	321	Mark LITCHFIELD	GBR	Kosmic	Paul Carr Racing	6	56.506			3 88,047
2	217	Maximilian WEINZIERL	AUT	Alonso	Dan Holland Racing	7	56.605	0.099	0.099	4 87,893
3	231	Pierce LEHANE	AUS	Alonso	Dan Holland Racing	7	56.643	0.137	0.038	6 87,834
4	309	Zachary DE MELO	CAN	Tonykart	RL Racing Dept UK Ltd	6	56.885	0.379	0.242	4 87,461
5	279	Luke VARLEY	GBR	Birel	KMS Hungary	7	56.924	0.418	0.039	7 87,401
6	221	Jan JONCK	DNK	Tonykart	RS Competition	7	56.929	0.423	0.005	3 87,393
7	225	Kyle FOWLIE	GBR	Tonykart	Strawberry Racing	7	56.986	0.480	0.057	5 87,306
8	247	Glenn VAN PARIJS	BEL	Tonykart	Bouvin Power/Raw Racing	7	56.986	0.480		6 87,306
9	283	Joey VAN SPLUNTEREN	NLD	Gillard	DFK Racing Team	7	57.033	0.527	0.047	7 87,234
10	227	Ryo HIROOKA	JPN	Intrepid	Intrepid Driver Program	7	57.058	0.552	0.025	7 87,195
11	315	John STEWART	GBR	Gillard	ST Racing	7	57.068	0.562	0.010	7 87,180
12	255	Ludvig MORIN	SWE	Kosmic	Paul Carr Racing	7	57.085	0.579	0.017	7 87,154
13	207	Bas DE LAAT	NLD	Gillard	PDB Kart Racing	7	57.226	0.720	0.141	6 86,940
14	237	Sten Dorian PIIRIMAGI	EST	Tonykart	Aix Racing Team	7	57.256	0.750	0.030	7 86,894
15	317	Nico RINDLISBACHER	CHE	Birel	Spirit Racing	7	57.303	0.797	0.047	7 86,823
16	263	Tobias HOLM	DNK	Tonykart	RS Competition	7	57.466	0.960	0.163	3 86,576
17	259	Max RENBERG	SWE	Tonykart	Renbergs Racing	7	57.520	1.014	0.054	7 86,495
18	319	Abdullah AL RAWAHI	OMA	DR	Mspport Karting	7	57.553	1.047	0.033	3 86,446
19	281	Antoni PTAK	USA	Birel	KMS Hungary	7	57.569	1.063	0.016	6 86,422
20	239	Niklas TIIHONEN	FIN	Formula K	FK Racing Team AB Ltd	3	57.598	1.092	0.029	3 86,378
21	313	Masaomi KANDA	JPN	Kosmic	Paul Carr Racing	7	57.631	1.125	0.033	5 86,329
22	235	Petr FULIN	CZE	OK1	OK1 Racing Team	7	57.714	1.208	0.083	7 86,204
23	285	Boris KOLFF	NLD	FA Kart	Team TKP	6	58.763	2.257	1.049	5 84,666

Timekeeping Ingrid and Meik Wagner:

Clerk of the course Nigel Edwards:

Steward (Chairman) Ian Watson:

Chief Scrutineer Paul Klaassen:

[www.mylaps.com](http://www.mylaps.com)

Licensed to: Motorsport Events



Rotax Euro Challenge 2013 PF Int. / GBR

Rotax Seniors

PF International / England 1,382 Km

Non Qualifying Practice Odd Numbers

2013-07-19 11:10

Practice (7:00 Time) started at 11:10:01

Lap	Time of Day	Lap Tm	Diff	S1 Tm	S2 Tm	S3 Tm
<b>(321) Mark LITCHFIELD</b>						
1	11:11:34.308	1:06.067	+9.561	26.258	19.106	20.703
2	11:12:30.935	56.627	+0.121	20.270	17.724	18.633
3	11:13:27.441	<b>56.506</b>		20.258	<b>17.652</b>	<b>18.596</b>
4	11:14:24.359	56.918	+0.412	<b>20.226</b>	17.993	18.699
5	11:15:25.164	1:00.805	+4.299	20.973	21.103	18.729
6	11:16:21.922	56.758	+0.252	20.282	17.718	18.758

<b>(217) Maximilian WEINZIERL</b>						
1	11:11:37.618	1:03.767	+7.162	24.900	18.649	20.218
2	11:12:34.485	56.867	+0.262	20.304	17.772	18.791
3	11:13:31.139	56.654	+0.049	20.279	17.753	<b>18.622</b>
4	11:14:27.744	<b>56.605</b>		20.256	<b>17.709</b>	18.640
5	11:15:24.652	56.908	+0.303	20.243	17.732	18.933
6	11:16:22.842	58.190	+1.585	21.644	17.874	18.672
7	11:17:19.519	56.677	+0.072	<b>20.141</b>	17.733	18.803

<b>(231) Pierce LEHANE</b>						
1	11:11:33.549	1:05.883	+9.240	26.132	19.049	20.702
2	11:12:30.296	56.747	+0.104	20.310	17.754	18.683
3	11:13:27.085	56.789	+0.146	20.180	17.710	18.899
4	11:14:24.002	56.917	+0.274	20.363	17.698	18.856
5	11:15:25.829	1:01.827	+5.184	25.061	18.073	18.693
6	11:16:22.472	<b>56.643</b>		20.227	17.770	<b>18.646</b>
7	11:17:19.268	56.796	+0.153	<b>20.179</b>	<b>17.674</b>	18.943

<b>(309) Zachary DE MELO</b>						
1	11:11:34.907	1:04.172	+7.287	24.904	19.448	19.820
2	11:12:32.838	57.931	+1.046	21.410	<b>17.876</b>	18.645
3	11:13:29.810	56.972	+0.087	20.321	18.013	<b>18.638</b>
4	11:14:26.695	<b>56.885</b>		20.337	17.901	18.647
5	11:15:23.845	57.150	+0.265	20.413	18.099	18.638
6	11:16:20.785	56.940	+0.055	<b>20.247</b>	17.935	18.758

<b>(279) Luke VARLEY</b>						
1	11:11:26.109	1:04.645	+7.721	25.338	19.708	19.599
2	11:12:25.806	59.697	+2.773	21.884	18.994	18.819
3	11:13:23.819	58.013	+1.089	20.738	18.549	18.726
4	11:14:21.426	57.607	+0.683	20.596	18.311	18.700
5	11:15:18.743	57.317	+0.393	20.507	17.980	18.830
6	11:16:15.901	57.158	+0.234	20.465	18.065	<b>18.628</b>
7	11:17:12.825	<b>56.924</b>		<b>20.361</b>	<b>17.862</b>	18.701

<b>(221) Jan JONCK</b>						
1	11:11:07.205	58.396	+1.467	21.575	18.019	18.802
2	11:12:04.307	57.102	+0.173	20.625	<b>17.779</b>	18.698
3	11:13:01.236	<b>56.929</b>		20.448	17.797	<b>18.684</b>
4	11:13:58.359	57.123	+0.194	20.485	17.868	18.770
5	11:14:55.377	57.018	+0.089	20.456	17.847	18.715
6	11:15:52.564	57.187	+0.258	20.531	17.895	18.761
7	11:16:49.997	57.433	+0.504	20.498	18.151	18.784

<b>(225) Kyle FOWLIE</b>						
1	11:11:27.429	1:04.266	+7.280	27.150	18.225	18.891
2	11:12:25.285	57.856	+0.870	20.866	18.023	18.967
3	11:13:22.549	57.264	+0.278	20.506	17.966	18.792
4	11:14:19.783	57.234	+0.248	20.485	17.976	18.773
5	11:15:16.769	<b>56.986</b>		20.426	17.887	<b>18.673</b>
6	11:16:13.791	57.022	+0.036	20.427	<b>17.868</b>	18.727
7	11:17:10.808	57.017	+0.031	<b>20.410</b>	17.875	18.732

<b>(247) Glenn VAN PARIJS</b>						
1	11:11:28.611	1:04.778	+7.792	26.986	18.598	19.194
2	11:12:26.833	58.222	+1.236	20.607	18.791	18.824
3	11:13:23.986	57.153	+0.167	<b>20.366</b>	18.081	18.706

4	11:14:23.206	59.220	+2.234	20.581	19.607	19.032
5	11:15:21.018	57.812	+0.826	20.456	18.281	19.075
6	11:16:18.004	<b>56.986</b>		20.369	<b>17.922</b>	18.695
7	11:17:15.116	57.112	+0.126	20.484	17.936	<b>18.692</b>

<b>(283) Joey VAN SPLUNTEREN</b>						
1	11:11:25.579	1:03.628	+6.595	25.059	18.965	19.604
2	11:12:27.113	1:01.534	+4.501	21.824	20.789	18.921
3	11:13:24.499	57.386	+0.353	20.408	18.202	18.776
4	11:14:22.378	57.879	+0.846	20.389	18.536	18.954
5	11:15:19.648	57.270	+0.237	20.475	17.987	18.808
6	11:16:16.773	57.125	+0.092	<b>20.286</b>	18.044	18.795
7	11:17:13.806	<b>57.033</b>		20.342	<b>17.933</b>	<b>18.758</b>

<b>(227) Ryo HIROOKA</b>						
1	11:11:27.216	1:03.869	+6.811	25.812	18.970	19.087
2	11:12:25.656	58.440	+1.382	21.253	18.236	18.951
3	11:13:23.622	57.966	+0.908	20.935	18.118	18.913
4	11:14:25.470	1:01.848	+4.790	24.331	18.674	18.843
5	11:15:22.858	57.388	+0.330	20.396	18.018	18.974
6	11:16:20.232	57.374	+0.316	20.483	17.926	18.965
7	11:17:17.290	<b>57.058</b>		<b>20.311</b>	<b>17.914</b>	<b>18.833</b>

<b>(315) John STEWART</b>						
1	11:11:28.841	1:00.937	+3.869	23.658	18.415	18.864
2	11:12:26.153	57.312	+0.244	20.533	18.036	18.743
3	11:13:23.712	57.559	+0.491	20.504	18.186	18.869
4	11:14:21.157	57.445	+0.377	20.514	18.209	<b>18.722</b>
5	11:15:18.363	57.206	+0.138	20.496	17.915	18.795
6	11:16:15.494	57.131	+0.063	20.426	<b>17.891</b>	18.814
7	11:17:12.562	<b>57.068</b>		<b>20.423</b>	17.900	18.745

<b>(255) Ludvig MORIN</b>						
1	11:11:26.128	1:02.656	+5.571	24.113	19.356	19.187
2	11:12:28.280	1:02.152	+5.067	21.064	21.628	19.460
3	11:13:25.738	57.458	+0.373	20.701	<b>17.957</b>	<b>18.800</b>
4	11:14:23.725	57.987	+0.902	20.482	18.429	19.076
5	11:15:21.221	57.496	+0.411	20.436	18.119	18.941
6	11:16:19.155	57.934	+0.849	20.393	18.078	19.463
7	11:17:16.240	<b>57.085</b>		<b>20.304</b>	17.959	18.822

<b>(207) Bas DE LAAT</b>						
1	11:11:32.245	1:03.275	+6.049	25.406	18.590	19.279
2	11:12:29.553	57.308	+0.082	20.627	<b>17.938</b>	<b>18.743</b>
3	11:13:26.917	57.364	+0.138	20.517	17.982	18.865
4	11:14:24.628	57.711	+0.485	20.698	18.212	18.801
5	11:15:23.405	58.777	+1.551	20.405	19.275	19.097
6	11:16:20.631	<b>57.226</b>		20.484	17.996	18.746
7	11:17:18.161	57.530	+0.304	<b>20.369</b>	18.282	18.879

<b>(237) Sten Dorian PIIRIMAGI</b>						
1	11:11:28.781	1:03.845	+6.589	26.326	18.544	18.975
2	11:12:28.801	1:00.020	+2.764	20.990	19.493	19.537
3	11:13:26.181	57.380	+0.124	20.421	18.046	<b>18.913</b>
4	11:14:23.791	57.610	+0.354	<b>20.345</b>	18.259	19.006
5	11:15:21.464	57.673	+0.417	20.696	17.980	18.997
6	11:16:18.912	57.448	+0.192	20.459	17.947	19.042
7	11:17:16.168	<b>57.256</b>		20.358	<b>17.929</b>	18.969

<b>(317) Nico RINDLISBACHER</b>						
1	11:11:26.456	1:02.514	+5.211	24.064	19.168	19.282
2	11:12:26.105	59.649	+2.346	22.172	18.593	18.884
3	11:13:25.073	58.968	+1.665	20.967	19.100	18.901
4	11:14:22.967	57.894	+0.591	20.560	18.257	19.077
5	11:15:21.767	58.800	+1.497	20.842	18.041	19.917
6	11:16:19.241	57.474	+0.171	20.565	17.966	18.943



# Rotax Euro Challenge 2013 PF Int. / GBR

Rotax Seniors

PF International / England 1,382 Km

Non Qualifying Practice Odd Numbers

2013-07-19 11:10

Practice (7:00 Time) started at 11:10:01

Lap	Time of Day	Lap Tm	Diff	S1 Tm	S2 Tm	S3 Tm	Lap	Time of Day	Lap Tm	Diff	S1 Tm	S2 Tm	S3 Tm
7	11:17:16.544	<b>57.303</b>		<b>20.541</b>	<b>17.882</b>	<b>18.880</b>	5	11:15:10.695	<b>58.763</b>		20.913	<b>18.644</b>	19.206
(263) Tobias HOLM							6	11:16:10.134	59.439	+0.676	21.013	18.804	19.622
1	11:11:11.101	1:01.685	+4.219	22.137	18.511	21.037							
2	11:12:09.292	58.191	+0.725	21.032	18.136	19.023							
3	11:13:06.758	<b>57.466</b>		<b>20.511</b>	18.178	<b>18.777</b>							
4	11:14:04.548	57.790	+0.324	20.802	18.104	18.884							
5	11:15:02.347	57.799	+0.333	20.817	<b>18.006</b>	18.976							
6	11:16:02.614	1:00.267	+2.801	23.057	18.205	19.005							
7	11:17:00.678	58.064	+0.598	21.044	18.055	18.965							
(259) Max RENBERG													
1	11:11:22.601	1:06.624	+9.104	26.637	20.506	19.481							
2	11:12:20.957	58.356	+0.836	20.928	18.395	19.033							
3	11:13:23.372	1:02.415	+4.895	22.564	20.392	19.459							
4	11:14:23.458	1:00.086	+2.566	20.529	20.645	18.912							
5	11:15:22.036	58.578	+1.058	21.458	<b>18.131</b>	18.989							
6	11:16:19.563	57.527	+0.007	<b>20.443</b>	18.151	18.933							
7	11:17:17.083	<b>57.520</b>		20.471	18.175	<b>18.874</b>							
(319) Abdullah AL RAWAHI													
1	11:11:14.387	1:00.144	+2.591	22.101	18.794	19.249							
2	11:12:12.464	58.077	+0.524	20.892	18.297	18.888							
3	11:13:10.017	<b>57.553</b>		20.643	18.086	<b>18.824</b>							
4	11:14:08.053	58.036	+0.483	20.622	18.161	19.253							
5	11:15:05.711	57.658	+0.105	20.709	<b>18.073</b>	18.876							
6	11:16:03.462	57.751	+0.198	20.664	18.096	18.991							
7	11:17:01.090	57.628	+0.075	<b>20.617</b>	18.104	18.907							
(281) Antoni PTAK													
1	11:11:25.070	1:04.647	+7.078	25.063	19.643	19.941							
2	11:12:25.261	1:00.191	+2.622	21.856	19.156	19.179							
3	11:13:23.477	58.216	+0.647	20.924	18.126	19.166							
4	11:14:22.207	58.730	+1.161	20.691	19.170	18.869							
5	11:15:20.261	58.054	+0.485	21.009	18.118	18.927							
6	11:16:17.830	<b>57.569</b>		<b>20.619</b>	18.035	18.915							
7	11:17:15.608	57.778	+0.209	20.926	<b>18.033</b>	<b>18.819</b>							
(239) Niklas TIHONEN													
1	11:11:11.092	1:00.359	+2.761	22.685	18.540	19.134							
2	11:12:09.026	57.934	+0.336	20.859	<b>18.143</b>	18.932							
3	11:13:06.624	<b>57.598</b>		<b>20.627</b>	18.160	<b>18.811</b>							
(313) Masaomi KANDA													
1	11:11:13.371	1:00.711	+3.080	22.655	18.556	19.500							
2	11:12:11.270	57.899	+0.268	20.721	<b>17.967</b>	19.211							
3	11:13:09.134	57.864	+0.233	20.754	18.018	19.092							
4	11:14:06.825	57.691	+0.060	20.719	18.008	18.964							
5	11:15:04.456	<b>57.631</b>		<b>20.555</b>	18.049	19.027							
6	11:16:02.799	58.343	+0.712	20.622	18.180	19.541							
7	11:17:01.398	58.599	+0.968	21.414	18.277	<b>18.908</b>							
(235) Petr FULIN													
1	11:11:25.183	1:04.327	+6.613	25.186	19.377	19.764							
2	11:12:24.453	59.270	+1.556	21.739	18.174	19.357							
3	11:13:23.237	58.784	+1.070	20.755	18.392	19.637							
4	11:14:21.006	57.769	+0.055	20.580	18.153	19.036							
5	11:15:19.105	58.099	+0.385	20.878	18.335	<b>18.886</b>							
6	11:16:17.237	58.132	+0.418	<b>20.453</b>	18.680	18.999							
7	11:17:14.951	<b>57.714</b>		20.534	<b>18.051</b>	19.129							
(285) Boris KOLFF													
1	11:11:13.981	1:00.544	+1.781	22.216	18.902	19.426							
2	11:12:13.259	59.278	+0.515	20.972	19.145	<b>19.161</b>							
3	11:13:12.575	59.316	+0.553	21.087	18.833	19.396							
4	11:14:11.932	59.357	+0.594	21.198	18.783	19.376							



# Rotax Euro Challenge 2013 PF Int. / GBR

Rotax Seniors

PF International / England 1,382 Km

Qualifying Practice Group S1

2013-07-19 13:30

Qualifying (15:00 Time) started at 13:30:02

Pos	No.	Name	Nat.	Chassis	Race Team	Laps	Best Tm	Diff	Gap In Lap	km/h
1	321	Mark LITCHFIELD	GBR	Kosmic	Paul Carr Racing	5	56.639			4 87,841
2	266	Connor JUPP	GBR	Alonso	Dan Holland Racing	6	56.840	0.201	0.201	4 87,530
3	315	John STEWART	GBR	Gillard	ST Racing	7	56.850	0.211	0.010	5 87,515
4	236	Jack WEPRIN	USA	Alonso	Dan Holland Racing	6	56.853	0.214	0.003	4 87,510
5	202	Edward BRAND	GBR	Intrepid	Intrepid Driver Program	6	56.919	0.280	0.066	4 87,408
6	279	Luke VARLEY	GBR	Birel	KMS Hungary	7	56.975	0.336	0.056	4 87,323
7	270	Oliver MYERS	GBR	Tonykart	Coles Racing	7	57.123	0.484	0.148	3 87,096
8	276	Martin HENCKEL MORTEN	DNK	Tonykart	RS Competition	8	57.272	0.633	0.149	6 86,870
9	239	Niklas TIIHONEN	FIN	Formula K	FK Racing Team AB Ltd	6	57.399	0.760	0.127	5 86,677
10	317	Nico RINDLISBACHER	CHE	Birel	Spirit Racing	8	57.438	0.799	0.039	8 86,619
11	255	Ludvig MORIN	SWE	Kosmic	Paul Carr Racing	8	57.533	0.894	0.095	5 86,476
12	312	Luke KNOTT	GBR	Tonykart	RL Racing Dept UK Ltd	5	57.556	0.917	0.023	3 86,441
13	319	Abdullah AL RAWAHI	OMA	DR	Msport Karting	7	57.926	1.287	0.370	4 85,889
14	235	Petr FULIN	CZE	OK1	OK1 Racing Team	7	58.077	1.438	0.151	7 85,666
15	227	Ryo HIROOKA	JPN	Intrepid	Intrepid Driver Program	1	1:53.166	56.527	55.089	1 43,964

## Announcements

These results are provisional until the conclusion of any judicial and technical matters

Timekeeping Ingrid and Meik Wagner:

Clerk of the course Nigel Edwards:

Steward (Chairman) Ian Watson:

Chief Scrutineer Paul Klaassen:

Licensed to: Motorsport Events

Printed: 2013-07-19 13:47:11

posted at:

h



# Rotax Euro Challenge 2013 PF Int. / GBR

Rotax Seniors

PF International / England 1,382 Km

Qualifying Practice Group S1

2013-07-19 13:30

Qualifying (15:00 Time) started at 13:30:02

Lap	Time of Day	Lap Tm	Diff	S1 Tm	S2 Tm	S3 Tm
<b>(321) Mark LITCHFIELD</b>						
1	13:40:22.390	1:19.548	+22.909	24.201	19.174	36.173
2	13:42:01.942	1:39.552	+42.913	51.420	29.090	19.042
3	13:42:58.597	56.655	+0.016	20.399	<b>17.598</b>	<b>18.658</b>
4	13:43:55.236	<b>56.639</b>		<b>20.198</b>	17.665	18.776
5	13:44:53.621	58.385	+1.746	20.750	18.146	19.489

Lap	Time of Day	Lap Tm	Diff	S1 Tm	S2 Tm	S3 Tm
<b>(266) Connor JUPP</b>						
1	13:40:20.192	1:19.540	+22.700	25.110	18.723	35.707
2	13:42:01.287	1:41.095	+44.255	51.347	30.773	18.975
3	13:42:58.267	56.980	+0.140	20.496	<b>17.825</b>	<b>18.659</b>
4	13:43:55.107	<b>56.840</b>		<b>20.224</b>	17.859	18.757
5	13:44:52.792	57.685	+0.845	20.476	18.158	19.051
6	13:45:52.969	1:00.177	+3.337	23.505	17.859	18.813

Lap	Time of Day	Lap Tm	Diff	S1 Tm	S2 Tm	S3 Tm
<b>(315) John STEWART</b>						
1	13:39:59.192	1:05.688	+8.838	28.023	18.666	18.999
2	13:40:57.132	57.940	+1.090	21.247	17.942	18.751
3	13:41:54.492	57.360	+0.510	20.659	17.966	<b>18.735</b>
4	13:42:51.834	57.342	+0.492	20.740	17.829	18.773
5	13:43:48.684	<b>56.850</b>		<b>20.292</b>	<b>17.792</b>	18.766
6	13:44:45.999	57.315	+0.465	20.477	18.053	18.785
7	13:45:43.236	57.237	+0.387	20.506	17.935	18.796

Lap	Time of Day	Lap Tm	Diff	S1 Tm	S2 Tm	S3 Tm
<b>(236) Jack WEPRIN</b>						
1	13:40:18.196	1:22.382	+25.529	28.730	19.316	34.336
2	13:42:02.436	1:44.240	+47.387	52.054	32.996	19.190
3	13:42:59.300	56.864	+0.011	20.363	17.828	18.673
4	13:43:56.153	<b>56.853</b>		20.303	17.888	<b>18.662</b>
5	13:44:54.195	58.042	+1.189	<b>20.235</b>	18.193	19.614
6	13:45:51.266	57.071	+0.218	20.447	<b>17.779</b>	18.845

Lap	Time of Day	Lap Tm	Diff	S1 Tm	S2 Tm	S3 Tm
<b>(202) Edward BRAND</b>						
1	13:41:03.528	1:18.747	+21.828	38.562	20.656	19.529
2	13:42:00.519	56.991	+0.072	20.426	17.920	<b>18.645</b>
3	13:42:57.840	57.321	+0.402	<b>20.219</b>	19.192	18.692
4	13:43:54.759	<b>56.919</b>		20.231	17.996	18.692
5	13:44:51.845	57.086	+0.167	20.344	17.972	18.770
6	13:45:49.056	57.211	+0.292	20.361	17.977	18.873

Lap	Time of Day	Lap Tm	Diff	S1 Tm	S2 Tm	S3 Tm
<b>(279) Luke VARLEY</b>						
1	13:39:56.324	1:14.394	+17.419	28.356	23.831	22.207
2	13:41:01.989	1:05.665	+8.690	25.522	20.278	19.865
3	13:42:00.129	58.140	+1.165	20.621	18.512	19.007
4	13:42:57.104	<b>56.975</b>		<b>20.420</b>	17.826	<b>18.729</b>
5	13:43:54.672	57.568	+0.593	20.724	17.821	19.023
6	13:44:54.422	59.750	+2.775	21.351	18.880	19.519
7	13:45:51.558	57.136	+0.161	20.624	<b>17.748</b>	18.764

Lap	Time of Day	Lap Tm	Diff	S1 Tm	S2 Tm	S3 Tm
<b>(270) Oliver MYERS</b>						
1	13:39:59.666	1:08.351	+11.228	30.078	19.328	18.945
2	13:41:02.459	1:02.793	+5.670	21.784	20.852	20.157
3	13:41:59.582	<b>57.123</b>		<b>20.375</b>	18.080	<b>18.668</b>
4	13:42:56.877	57.295	+0.172	20.480	18.095	18.720
5	13:43:54.126	57.249	+0.126	20.411	18.041	18.797
6	13:44:51.450	57.324	+0.201	20.547	<b>18.039</b>	18.738
7	13:45:49.382	57.932	+0.809	21.019	18.107	18.806

Lap	Time of Day	Lap Tm	Diff	S1 Tm	S2 Tm	S3 Tm
<b>(276) Martin HENCKEL MORTENSEN</b>						
1	13:38:58.030	1:09.146	+11.874	26.133	20.788	22.225
2	13:39:56.593	58.563	+1.291	21.092	18.130	19.341
3	13:40:54.238	57.645	+0.373	20.721	17.966	18.958
4	13:41:51.631	57.393	+0.121	20.559	17.959	18.875
5	13:42:48.942	57.311	+0.039	20.607	<b>17.885</b>	<b>18.819</b>
6	13:43:46.214	<b>57.272</b>		<b>20.475</b>	17.936	18.861

Lap	Time of Day	Lap Tm	Diff	S1 Tm	S2 Tm	S3 Tm
7	13:44:43.585	57.371	+0.099	20.559	17.946	18.866
8	13:45:41.023	57.438	+0.166	20.622	17.988	18.828

Lap	Time of Day	Lap Tm	Diff	S1 Tm	S2 Tm	S3 Tm
<b>(239) Niklas TIHONEN</b>						
1	13:39:57.785	1:08.027	+10.628	27.774	20.717	19.536
2	13:40:55.873	58.088	+0.689	20.926	18.162	19.000
3	13:41:53.587	57.714	+0.315	20.511	<b>18.092</b>	19.111
4	13:42:51.101	57.514	+0.115	20.478	18.197	<b>18.839</b>
5	13:43:48.500	<b>57.399</b>		<b>20.376</b>	18.167	18.856
6	13:44:46.799	58.299	+0.900	21.099	18.292	18.908

Lap	Time of Day	Lap Tm	Diff	S1 Tm	S2 Tm	S3 Tm
<b>(317) Nico RINDLISBACHER</b>						
1	13:38:57.650	1:12.069	+14.631	28.799	19.507	23.763
2	13:39:58.366	1:00.716	+3.278	22.726	18.366	19.624
3	13:40:56.626	58.260	+0.822	20.830	18.155	19.275
4	13:41:54.436	57.810	+0.372	20.802	17.981	19.027
5	13:42:52.289	57.853	+0.415	20.904	17.979	<b>18.970</b>
6	13:43:50.034	57.745	+0.307	20.817	<b>17.899</b>	19.029
7	13:44:47.644	57.610	+0.172	20.593	17.902	19.115
8	13:45:45.082	<b>57.438</b>		<b>20.480</b>	17.936	19.022

Lap	Time of Day	Lap Tm	Diff	S1 Tm	S2 Tm	S3 Tm
<b>(255) Ludvig MORIN</b>						
1	13:38:57.473	1:12.518	+14.985	28.307	20.277	23.934
2	13:39:57.683	1:00.210	+2.677	22.359	18.213	19.638
3	13:40:55.536	57.853	+0.320	20.878	17.984	18.991
4	13:41:53.075	57.539	+0.006	20.647	17.996	18.896
5	13:42:50.608	<b>57.533</b>		20.601	<b>17.904</b>	19.028
6	13:43:48.162	57.554	+0.021	<b>20.494</b>	17.990	19.070
7	13:44:45.837	57.675	+0.142	20.694	17.969	19.012
8	13:45:43.620	57.783	+0.250	20.899	17.995	<b>18.889</b>

Lap	Time of Day	Lap Tm	Diff	S1 Tm	S2 Tm	S3 Tm
<b>(312) Luke KNOTT</b>						
1	13:39:57.010	1:13.096	+15.540	26.941	24.320	21.835
2	13:40:55.080	58.070	+0.514	21.209	<b>18.008</b>	18.853
3	13:41:52.636	<b>57.556</b>		<b>20.489</b>	18.219	<b>18.848</b>
4	13:42:50.291	57.655	+0.099	20.546	18.185	18.924
5	13:43:48.287	57.996	+0.440	20.491	18.510	18.995

Lap	Time of Day	Lap Tm	Diff	S1 Tm	S2 Tm	S3 Tm
<b>(319) Abdullah AL RAWAHI</b>						
1	13:39:58.393	1:12.188	+14.262	27.349	23.368	21.471
2	13:40:57.078	58.685	+0.759	21.198	18.255	19.232
3	13:41:56.355	59.277	+1.351	21.999	18.296	18.982
4	13:42:54.281	<b>57.926</b>		<b>20.782</b>	18.277	<b>18.867</b>
5	13:43:52.227	57.946	+0.020	20.851	<b>18.057</b>	19.038
6	13:44:54.155	1:01.928	+4.002	20.989	21.151	19.788
7	13:45:52.391	58.236	+0.310	21.172	18.118	18.946

Lap	Time of Day	Lap Tm	Diff	S1 Tm	S2 Tm	S3 Tm
<b>(235) Petr FULIN</b>						
1	13:39:57.458	1:10.288	+12.211	27.293	23.175	19.820
2	13:40:56.971	59.513	+1.436	21.662	18.631	19.220
3	13:41:56.951	59.980	+1.903	22.437	18.433	19.110
4	13:42:55.210	58.259	+0.182	20.767	18.432	19.060
5	13:43:53.955	58.745	+0.668	20.758	18.368	19.619
6	13:44:52.604	58.649	+0.572	21.115	18.540	<b>18.994</b>
7	13:45:50.681	<b>58.077</b>		<b>20.703</b>	<b>18.354</b>	19.020

Lap	Time of Day	Lap Tm	Diff	S1 Tm	S2 Tm	S3 Tm
<b>(227) Ryo HIROOKA</b>						
1	13:41:03.515	<b>1:53.166</b>		52.041	<b>40.042</b>	<b>21.083</b>

Timekeeping Ingrid and Meik Wagner:



Clerk of the course Nigel Edwards:

[www.mylaps.com](http://www.mylaps.com)

Steward (Chairman) Ian Watson:

Chief Scrutineer Paul Klaassen:

Licensed to: Motorsport Events





# Rotax Euro Challenge 2013 PF Int. / GBR

Rotax Seniors

PF International / England 1,382 Km

Qualifying Practice Group S2

2013-07-19 14:00

Qualifying (15:00 Time) started at 14:00:01

Pos	No.	Name	Nat.	Chassis	Race Team	Laps	Best Tm	Diff	Gap	In Lap	km/h
1	206	Philip MORIN	SWE	Alonso	Dan Holland Racing	5	56.500			3	88,057
2	231	Pierce LEHANE	AUS	Alonso	Dan Holland Racing	5	56.550	0.050	0.050	3	87,979
3	222	Harry WEBB	GBR	Tonykart	Strawberry Racing	5	56.818	0.318	0.268	3	87,564
4	228	Eugene DENYSSSEN	ZAF	Alonso	Dan Holland Racing	4	57.027	0.527	0.209	4	87,243
5	316	Joshua COLLINGS	GBR	CRG	Global Karting	5	57.110	0.610	0.083	4	87,116
6	314	Max AITKEN	GBR	Tonykart	Strawberry Racing	5	57.251	0.751	0.141	3	86,902
7	212	Glen VAN DROOGENBROE	BEL	Tonykart	Daems Racing	5	57.271	0.771	0.020	5	86,871
8	221	Jan JONCK	DNK	Tonykart	RS Competition	8	57.377	0.877	0.106	7	86,711
9	207	Bas DE LAAT	NLD	Gillard	PDB Kart Racing	5	57.406	0.906	0.029	5	86,667
10	283	Joey VAN SPLUNTEREN	NLD	Gillard	DFK Racing Team	7	57.453	0.953	0.047	7	86,596
11	259	Max RENBERG	SWE	Tonykart	Renbergs Racing	7	57.461	0.961	0.008	7	86,584
12	309	Zachary DE MELO	CAN	Tonykart	RL Racing Dept UK Ltd	5	57.488	0.988	0.027	3	86,543
13	281	Antoni PTAK	USA	Birel	KMS Hungary	5	57.710	1.210	0.222	4	86,210
14	218	Antoine BARTHON	FRA	Formula K	FK Racing Team AB Ltd	5	57.725	1.225	0.015	3	86,188

## Announcements

These results are provisional until the conclusion of any judicial and technical matters

Timekeeping Ingrid and Meik Wagner:

Clerk of the course Nigel Edwards:

Steward (Chairman) Ian Watson:

Chief Scrutineer Paul Klaassen:

[www.mylaps.com](http://www.mylaps.com)

Licensed to: Motorsport Events

Printed: 2013-07-19 14:17:54

posted at:

h



# Rotax Euro Challenge 2013 PF Int. / GBR

Rotax Seniors

PF International / England 1,382 Km


Qualifying Practice Group S2

2013-07-19 14:00

Qualifying (15:00 Time) started at 14:00:01

Lap	Time of Day	Lap Tm	Diff	S1 Tm	S2 Tm	S3 Tm
<b>(206) Philip MORIN</b>						
1	14:11:22.746	1:08.824	+12.324	29.194	19.757	19.873
2	14:12:32.076	1:09.330	+12.830	20.358	29.074	19.898
3	14:13:28.576	<b>56.500</b>		<b>20.164</b>	17.730	<b>18.606</b>
4	14:14:25.247	56.671	+0.171	20.263	<b>17.689</b>	18.719
5	14:15:22.335	57.088	+0.588	20.333	18.040	18.715
<b>(231) Pierce LEHANE</b>						
1	14:11:21.192	1:19.653	+23.103	24.851	25.973	28.829
2	14:12:30.153	1:08.961	+12.411	20.329	26.728	21.904
3	14:13:26.703	<b>56.550</b>		<b>20.156</b>	<b>17.730</b>	18.664
4	14:14:23.463	56.760	+0.210	20.208	17.906	<b>18.646</b>
5	14:15:20.439	56.976	+0.426	20.426	17.768	18.782
<b>(222) Harry WEBB</b>						
1	14:11:17.022	1:01.260	+4.442	23.201	18.930	19.129
2	14:12:23.497	1:06.475	+9.657	20.773	26.933	18.769
3	14:13:20.315	<b>56.818</b>		<b>20.316</b>	<b>17.832</b>	<b>18.670</b>
4	14:14:17.389	57.074	+0.256	20.457	17.877	18.740
5	14:15:14.548	57.159	+0.341	20.518	17.945	18.696
<b>(228) Eugene DENYSSSEN</b>						
1	14:12:28.817	1:13.749	+16.722	27.868	25.777	20.104
2	14:13:26.240	57.423	+0.396	20.747	17.832	18.844
3	14:14:23.781	57.541	+0.514	20.572	18.130	18.839
4	14:15:20.808	<b>57.027</b>		<b>20.397</b>	<b>17.797</b>	<b>18.833</b>
<b>(316) Joshua COLLINGS</b>						
1	14:11:18.368	1:12.035	+14.925	32.081	20.439	19.515
2	14:12:19.378	1:01.010	+3.900	21.024	19.681	20.305
3	14:13:18.577	59.199	+2.089	22.391	18.083	<b>18.725</b>
4	14:14:15.687	<b>57.110</b>		<b>20.104</b>	<b>17.942</b>	19.064
5	14:15:13.016	57.329	+0.219	20.344	18.249	18.736
<b>(314) Max AITKEN</b>						
1	14:11:19.035	1:12.111	+14.860	32.609	19.528	19.974
2	14:12:19.302	1:00.267	+3.016	20.630	20.568	19.069
3	14:13:16.553	<b>57.251</b>		20.549	17.918	<b>18.784</b>
4	14:14:16.186	59.633	+2.382	<b>20.451</b>	<b>17.912</b>	21.270
5	14:15:13.994	57.808	+0.557	20.594	18.084	19.130
<b>(212) Glen VAN DROOGENBROEK</b>						
1	14:11:17.766	1:06.194	+8.923	28.115	18.822	19.257
2	14:12:23.928	1:06.162	+8.891	21.030	23.781	21.351
3	14:13:21.369	57.441	+0.170	20.595	<b>17.864</b>	18.982
4	14:14:18.660	57.291	+0.020	20.505	17.918	18.868
5	14:15:15.931	<b>57.271</b>		<b>20.485</b>	18.004	<b>18.782</b>
<b>(221) Jan JONCK</b>						
1	14:09:01.259	1:07.763	+10.386	28.215	20.307	19.241
2	14:09:59.185	57.926	+0.549	20.764	18.147	19.015
3	14:10:56.985	57.800	+0.423	20.751	18.123	18.926
4	14:11:54.531	57.546	+0.169	20.659	17.975	18.912
5	14:12:52.114	57.583	+0.206	20.650	<b>17.947</b>	18.986
6	14:13:51.681	59.567	+2.190	21.634	19.007	18.926
7	14:14:49.058	<b>57.377</b>		<b>20.512</b>	17.994	18.871
8	14:15:46.449	57.391	+0.014	20.584	18.007	<b>18.800</b>
<b>(207) Bas DE LAAT</b>						
1	14:11:19.305	1:10.411	+13.005	31.088	19.519	19.804
2	14:12:24.802	1:05.497	+8.091	<b>20.439</b>	23.688	21.370
3	14:13:22.211	57.409	+0.003	20.588	<b>17.904</b>	18.917
4	14:14:19.759	57.548	+0.142	20.658	18.009	<b>18.881</b>
5	14:15:17.165	<b>57.406</b>		20.574	17.906	18.926

Lap	Time of Day	Lap Tm	Diff	S1 Tm	S2 Tm	S3 Tm
<b>(283) Joey VAN SPLUNTEREN</b>						
1	14:09:28.133	1:05.802	+8.349	25.732	19.632	20.438
2	14:10:26.742	58.609	+1.156	21.022	18.427	19.160
3	14:11:24.582	57.840	+0.387	20.911	18.046	18.883
4	14:12:22.506	57.924	+0.471	20.654	18.189	19.081
5	14:13:20.164	57.658	+0.205	20.593	18.110	18.955
6	14:14:17.960	57.796	+0.343	20.972	<b>17.950</b>	18.874
7	14:15:15.413	<b>57.453</b>		<b>20.587</b>	18.053	<b>18.813</b>
<b>(259) Max RENBERG</b>						
1	14:09:31.167	1:02.866	+5.405	24.480	18.894	19.492
2	14:10:29.596	58.429	+0.968	20.786	18.529	19.114
3	14:11:27.385	57.789	+0.328	20.640	18.169	18.980
4	14:12:25.288	57.903	+0.442	20.547	18.263	19.093
5	14:13:23.023	57.735	+0.274	20.597	18.282	18.856
6	14:14:20.570	57.547	+0.086	<b>20.415</b>	18.230	18.902
7	14:15:18.031	<b>57.461</b>		20.454	<b>18.159</b>	<b>18.848</b>
<b>(309) Zachary DE MELO</b>						
1	14:11:17.297	1:13.491	+16.003	23.557	25.167	24.767
2	14:12:18.608	1:01.311	+3.823	20.802	21.346	19.163
3	14:13:16.096	<b>57.488</b>		<b>20.578</b>	18.011	18.899
4	14:14:17.330	1:01.234	+3.746	21.354	<b>17.962</b>	21.918
5	14:15:14.976	57.646	+0.158	20.836	18.009	<b>18.801</b>
<b>(281) Antoni PTAK</b>						
1	14:11:17.468	1:15.367	+17.657	24.647	20.980	29.740
2	14:12:20.056	1:02.588	+4.878	22.150	21.297	19.141
3	14:13:17.937	57.881	+0.171	20.834	18.134	<b>18.913</b>
4	14:14:15.647	<b>57.710</b>		<b>20.564</b>	<b>18.001</b>	19.145
5	14:15:13.904	58.257	+0.547	20.845	18.241	19.171
<b>(218) Antoine BARTHON</b>						
1	14:11:17.167	1:17.333	+19.608	23.905	20.216	33.212
2	14:12:19.749	1:02.582	+4.857	21.160	19.418	22.004
3	14:13:17.474	<b>57.725</b>		<b>20.558</b>	18.194	18.973
4	14:14:15.247	57.773	+0.048	20.566	<b>18.074</b>	19.133
5	14:15:13.528	58.281	+0.556	20.757	18.555	<b>18.969</b>

Timekeeping Ingrid and Meik Wagner: 

Clerk of the course Nigel Edwards:

[www.mylaps.com](http://www.mylaps.com)

Steward (Chairman) Ian Watson:

Chief Scrutineer Paul Klaassen:

Licensed to: Motorsport Events

Printed: 2013-07-19 14:18:29

posted at: h



# Rotax Euro Challenge 2013 PF Int. / GBR

Rotax Seniors

PF International / England 1,382 Km

Qualifying Practice Group S3

2013-07-19 14:30

Qualifying (15:00 Time) started at 14:30:01

Pos	No.	Name	Nat.	Chassis	Race Team	Laps	Best Tm	Diff	Gap In Lap	km/h
1	217	Maximilian WEINZIERL	AUT	Alonso	Dan Holland Racing	5	56.971			4 87,329
2	260	Charlie TURNER	GBR	Tonykart	Coles Racing	7	57.024	0.053	0.053	3 87,247
3	214	Petr BEZEL	CZE	MS Kart	MS Kart Racing Team	7	57.123	0.152	0.099	3 87,096
4	225	Kyle FOWLIE	GBR	Tonykart	Strawberry Racing	7	57.136	0.165	0.013	3 87,076
5	234	Charlie EASTWOOD	IRL	Tonykart	Strawberry Racing	7	57.156	0.185	0.020	3 87,046
6	264	Jules COUSIN	FRA	FA Kart	DSS Kart	7	57.164	0.193	0.008	3 87,034
7	208	Jiri FORMAN	CZE	Tonykart	Protrain Racing	7	57.176	0.205	0.012	4 87,016
8	226	Jessica BACKMAN	SWE	Tonykart	Strawberry Racing	7	57.431	0.460	0.255	3 86,629
9	247	Glenn VAN PARIJS	BEL	Tonykart	Bouvin Power	7	57.438	0.467	0.007	5 86,619
10	244	Alfredo ZABALZA	MEX	Kosmic	Paul Carr Racing	7	57.446	0.475	0.008	3 86,607
11	263	Tobias HOLM	DNK	Tonykart	RS Competition	7	57.486	0.515	0.040	6 86,546
12	237	Sten Dorian PIIRIMAGI	EST	Tonykart	Aix Racing Team	7	57.619	0.648	0.133	5 86,347
13	268	Cecile MARTINI	FRA	Sodikart	Martini Racing Kart	7	57.634	0.663	0.015	3 86,324
14	313	Masaomi KANDA	JPN	Kosmic	Paul Carr Racing	6	57.849	0.878	0.215	2 86,003
15	285	Boris KOLFF	NLD	FA Kart	Team TKP	7	58.428	1.457	0.579	6 85,151

## Announcements

These results are provisional until the conclusion of any judicial and technical matters

Timekeeping Ingrid and Meik Wagner:

Clerk of the course Nigel Edwards:

Steward (Chairman) Ian Watson:

Chief Scrutineer Paul Klaassen:

[www.mylaps.com](http://www.mylaps.com)

Licensed to: Motorsport Events



# Rotax Euro Challenge 2013 PF Int. / GBR

Rotax Seniors

PF International / England 1,382 Km

Qualifying Practice Group S3

2013-07-19 14:30

Qualifying (15:00 Time) started at 14:30:01

Lap	Time of Day	Lap Tm	Diff	S1 Tm	S2 Tm	S3 Tm	Lap	Time of Day	Lap Tm	Diff	S1 Tm	S2 Tm	S3 Tm
<b>(217) Maximilian WEINZIERL</b>							4	14:42:46.064	57.512	+0.081	20.599	18.029	<b>18.884</b>
1	14:40:53.808	1:00.313	+3.342	22.996	18.323	18.994	5	14:43:43.622	57.558	+0.127	<b>20.494</b>	18.111	18.953
2	14:41:50.871	57.063	+0.092	20.367	17.919	18.777	6	14:44:41.212	57.590	+0.159	20.571	18.099	18.920
3	14:42:47.871	57.000	+0.029	20.389	17.890	<b>18.721</b>	7	14:45:38.800	57.588	+0.157	20.624	18.051	18.913
4	14:43:44.842	<b>56.971</b>		20.326	<b>17.880</b>	18.765	<b>(247) Glenn VAN PARIJS</b>						
5	14:44:42.443	57.601	+0.630	<b>20.300</b>	17.893	19.408	1	14:39:51.324	1:51.662	+54.224	30.160	1:00.028	21.474
<b>(260) Charlie TURNER</b>							2	14:40:49.122	57.798	+0.360	20.703	18.153	18.942
1	14:40:00.750	1:45.513	+48.489	28.511	54.647	22.355	3	14:41:46.613	57.491	+0.053	20.578	<b>18.002</b>	18.911
2	14:40:57.826	57.076	+0.052	20.551	<b>17.763</b>	<b>18.762</b>	4	14:42:44.086	57.473	+0.035	20.563	18.063	18.847
3	14:41:54.850	<b>57.024</b>		20.398	17.821	18.805	5	14:43:41.524	<b>57.438</b>		20.437	18.161	<b>18.840</b>
4	14:42:52.002	57.152	+0.128	<b>20.273</b>	18.026	18.853	6	14:44:39.060	57.536	+0.098	20.599	18.091	18.846
5	14:43:49.272	57.270	+0.246	20.512	17.920	18.838	7	14:45:36.574	57.514	+0.076	<b>20.390</b>	18.249	18.875
6	14:44:46.633	57.361	+0.337	20.416	18.026	18.919	<b>(244) Alfredo ZABALZA</b>						
7	14:45:44.008	57.375	+0.351	20.392	18.030	18.953	1	14:39:49.077	1:49.788	+52.342	30.824	52.217	26.747
<b>(214) Petr BEZEL</b>							2	14:40:46.973	57.896	+0.450	20.626	18.359	18.911
1	14:39:57.056	1:45.957	+48.834	29.440	52.428	24.089	3	14:41:44.419	<b>57.446</b>		20.596	18.053	<b>18.797</b>
2	14:40:57.408	1:00.352	+3.229	21.796	19.405	19.151	4	14:42:41.873	57.454	+0.008	20.545	<b>18.042</b>	18.867
3	14:41:54.531	<b>57.123</b>		20.343	17.961	<b>18.819</b>	5	14:43:39.359	57.486	+0.040	<b>20.514</b>	18.082	18.890
4	14:42:51.759	57.228	+0.105	<b>20.310</b>	17.998	18.920	6	14:44:36.989	57.630	+0.184	20.548	18.115	18.967
5	14:43:48.933	57.174	+0.051	20.362	17.943	18.869	7	14:45:34.765	57.776	+0.330	20.703	18.139	18.934
6	14:44:46.221	57.288	+0.165	20.450	18.003	18.835	<b>(263) Tobias HOLM</b>						
7	14:45:43.684	57.463	+0.340	20.464	<b>17.942</b>	19.057	1	14:39:57.454	1:55.823	+58.337	29.336	59.821	26.666
<b>(225) Kyle FOWLIE</b>							2	14:40:56.310	58.856	+1.370	21.545	18.395	18.916
1	14:39:58.290	2:00.148	+1:03.012	30.864	1:01.412	27.872	3	14:41:54.089	57.779	+0.293	20.572	18.353	<b>18.854</b>
2	14:40:55.819	57.529	+0.393	20.620	18.102	18.807	4	14:42:51.684	57.595	+0.109	20.488	18.115	18.992
3	14:41:52.955	<b>57.136</b>		20.426	<b>17.946</b>	18.764	5	14:43:49.642	57.958	+0.472	20.989	18.036	18.933
4	14:42:50.118	57.163	+0.027	<b>20.420</b>	17.976	18.767	6	14:44:47.128	<b>57.486</b>		<b>20.457</b>	18.062	18.967
5	14:43:47.323	57.205	+0.069	20.492	17.962	<b>18.751</b>	7	14:45:44.627	57.499	+0.013	20.489	<b>18.017</b>	18.993
6	14:44:44.578	57.255	+0.119	20.453	17.966	18.836	<b>(237) Sten Dorian PIIRIMAGI</b>						
7	14:45:41.851	57.273	+0.137	20.427	17.978	18.868	1	14:39:59.385	1:56.848	+59.229	29.430	59.589	27.829
<b>(234) Charlie EASTWOOD</b>							2	14:40:57.717	58.332	+0.713	20.711	18.301	19.320
1	14:39:47.315	1:48.314	+51.158	30.457	52.408	25.449	3	14:41:55.788	58.071	+0.452	21.082	<b>18.005</b>	18.984
2	14:40:44.869	57.554	+0.398	20.650	18.089	18.815	4	14:42:53.578	57.790	+0.171	<b>20.594</b>	18.123	19.073
3	14:41:42.025	<b>57.156</b>		<b>20.415</b>	<b>17.924</b>	18.817	5	14:43:51.197	<b>57.619</b>		20.648	18.019	<b>18.952</b>
4	14:42:39.765	57.740	+0.584	20.942	18.018	18.780	6	14:44:48.862	57.665	+0.046	20.622	18.034	19.009
5	14:43:37.007	57.242	+0.086	20.451	18.021	<b>18.770</b>	7	14:45:46.620	57.758	+0.139	20.636	18.124	18.998
6	14:44:34.438	57.431	+0.275	20.516	18.028	18.887	<b>(268) Cecile MARTINI</b>						
7	14:45:31.861	57.423	+0.267	20.468	18.052	18.903	1	14:39:49.675	1:45.860	+48.226	26.826	52.257	26.777
<b>(264) Jules COUSIN</b>							2	14:40:48.297	58.622	+0.988	20.900	18.617	19.105
1	14:39:58.988	1:51.845	+54.681	27.503	51.354	32.988	3	14:41:45.931	<b>57.634</b>		20.617	<b>18.091</b>	18.926
2	14:40:56.754	57.766	+0.602	20.600	18.289	18.877	4	14:42:43.784	57.853	+0.219	20.608	18.248	18.997
3	14:41:53.918	<b>57.164</b>		<b>20.283</b>	18.027	<b>18.854</b>	5	14:43:41.958	58.174	+0.540	20.704	18.503	18.967
4	14:42:53.130	59.212	+2.048	20.456	18.045	20.711	6	14:44:39.636	57.678	+0.044	<b>20.521</b>	18.206	18.951
5	14:43:50.593	57.463	+0.299	20.478	18.018	18.967	7	14:45:37.355	57.719	+0.085	20.563	18.241	<b>18.915</b>
6	14:44:47.907	57.314	+0.150	20.420	<b>17.930</b>	18.964	<b>(313) Masaomi KANDA</b>						
7	14:45:45.179	57.272	+0.108	20.399	17.966	18.907	1	14:39:51.757	1:49.724	+51.875	29.369	53.113	27.242
<b>(208) Jiri FORMAN</b>							2	14:40:49.606	<b>57.849</b>		<b>20.625</b>	<b>18.135</b>	19.089
1	14:39:50.101	1:40.391	+43.215	30.129	44.168	26.094	3	14:41:47.500	57.894	+0.045	20.758	18.235	<b>18.901</b>
2	14:40:47.780	57.679	+0.503	20.621	18.214	18.844	4	14:42:45.475	57.975	+0.126	20.640	18.291	19.044
3	14:41:45.055	57.275	+0.099	20.492	18.014	18.769	5	14:43:43.448	57.973	+0.124	20.800	18.139	19.034
4	14:42:42.231	<b>57.176</b>		20.508	<b>17.918</b>	<b>18.750</b>	6	14:44:41.904	58.456	+0.607	20.732	18.621	19.103
5	14:43:39.928	57.697	+0.521	20.449	17.988	19.260	<b>(285) Boris KOLFF</b>						
6	14:44:37.447	57.519	+0.343	20.705	17.993	18.821	1	14:39:43.857	1:43.336	+44.908	27.419	28.886	47.031
7	14:45:35.006	57.559	+0.383	<b>20.437</b>	18.119	19.003	2	14:40:43.122	59.265	+0.837	21.302	18.647	19.316
<b>(226) Jessica BACKMAN</b>							3	14:41:41.905	58.783	+0.355	21.037	18.620	19.126
1	14:39:53.091	1:58.095	+1:00.664	32.729	58.708	26.658	4	14:42:41.065	59.160	+0.732	21.601	<b>18.477</b>	19.082
2	14:40:51.121	58.030	+0.599	20.891	18.132	19.007	5	14:43:39.957	58.892	+0.464	20.908	18.613	19.371
3	14:41:48.552	<b>57.431</b>		20.561	<b>17.969</b>	18.901	6	14:44:38.385	<b>58.428</b>		<b>20.814</b>	18.519	19.095
							7	14:45:36.926	58.541	+0.113	20.818	18.683	<b>19.040</b>



# Rotax Euro Challenge 2013 PF Int. / GBR

Rotax Seniors

PF International / England 1,382 Km

Total result Qualifying Group S1/S2/S3

Pos	No.	Name	Nat.	Chassis	Race Team	Total Best Tm	Diff	QS1 Best Tm	QS2 Best Tm	QS3 Best Tm
1	206	Philip MORIN	SWE	Alonso	Dan Holland Racing	56.500			56.500	
2	231	Pierce LEHANE	AUS	Alonso	Dan Holland Racing	56.550	0.050		56.550	
3	321	Mark LITCHFIELD	GBR	Kosmic	Paul Carr Racing	56.639	0.139	56.639		
4	222	Harry WEBB	GBR	Tonykart	Strawberry Racing	56.818	0.318		56.818	
5	266	Connor JUPP	GBR	Alonso	Dan Holland Racing	56.840	0.340	56.840		
6	315	John STEWART	GBR	Gillard	ST Racing	56.850	0.350	56.850		
7	236	Jack WEPRIN	USA	Alonso	Dan Holland Racing	56.853	0.353	56.853		
8	202	Edward BRAND	GBR	Intrepid	Intrepid Driver Program	56.919	0.419	56.919		
9	217	Maximilian WEINZIERL	AUT	Alonso	Dan Holland Racing	56.971	0.471			56.971
10	279	Luke VARLEY	GBR	Birel	KMS Hungary	56.975	0.475	56.975		
11	260	Charlie TURNER	GBR	Tonykart	Coles Racing	57.024	0.524			57.024
12	228	Eugene DENYSSEN	ZAF	Alonso	Dan Holland Racing	57.027	0.527		57.027	
13	316	Joshua COLLINGS	GBR	CRG	Global Karting	57.110	0.610		57.110	
14	214	Petr BEZEL	CZE	MS Kart	MS Kart Racing Team	57.123	0.623			57.123
15	270	Oliver MYERS	GBR	Tonykart	Coles Racing	57.123	0.623	57.123		
16	225	Kyle FOWLIE	GBR	Tonykart	Strawberry Racing	57.136	0.636			57.136
17	234	Charlie EASTWOOD	IRL	Tonykart	Strawberry Racing	57.156	0.656			57.156
18	264	Jules COUSIN	FRA	FA Kart	DSS Kart	57.164	0.664			57.164
19	208	Jiri FORMAN	CZE	Tonykart	Protrain Racing	57.176	0.676			57.176
20	314	Max AITKEN	GBR	Tonykart	Strawberry Racing	57.251	0.751		57.251	
21	212	Glen VAN DROOGENBROEK	BEL	Tonykart	Daems Racing	57.271	0.771		57.271	
22	276	Martin HENCKEL MORTENSEN	DNK	Tonykart	RS Competition	57.272	0.772	57.272		
23	221	Jan JONCK	DNK	Tonykart	RS Competition	57.377	0.877		57.377	
24	239	Niklas TIIHONEN	FIN	Formula K	FK Racing Team AB Ltd	57.399	0.899	57.399		
25	207	Bas DE LAAT	NLD	Gillard	PDB Kart Racing	57.406	0.906		57.406	
26	226	Jessica BACKMAN	SWE	Tonykart	Strawberry Racing	57.431	0.931			57.431
27	247	Glenn VAN PARIJS	BEL	Tonykart	Bouvin Power	57.438	0.938			57.438
28	317	Nico RINDLISBACHER	CHE	Birel	Spirit Racing	57.438	0.938	57.438		
29	244	Alfredo ZABALZA	MEX	Kosmic	Paul Carr Racing	57.446	0.946			57.446
30	283	Joey VAN SPLUNTEREN	NLD	Gillard	DFK Racing Team	57.453	0.953		57.453	
31	259	Max RENBERG	SWE	Tonykart	Renbergs Racing	57.461	0.961		57.461	
32	263	Tobias HOLM	DNK	Tonykart	RS Competition	57.486	0.986			57.486
33	309	Zachary DE MELO	CAN	Tonykart	RL Racing Dept UK Ltd	57.488	0.988		57.488	
34	255	Ludvig MORIN	SWE	Kosmic	Paul Carr Racing	57.533	1.033	57.533		
35	312	Luke KNOTT	GBR	Tonykart	RL Racing Dept UK Ltd	57.556	1.056	57.556		
36	237	Sten Dorian PIIRIMAGI	EST	Tonykart	Aix Racing Team	57.619	1.119			57.619
37	268	Cecile MARTINI	FRA	Sodikart	Martini Racing Kart	57.634	1.134			57.634
38	281	Antoni PTAK	USA	Birel	KMS Hungary	57.710	1.210		57.710	
39	218	Antoine BARTHON	FRA	Formula K	FK Racing Team AB Ltd	57.725	1.225		57.725	
40	313	Masaomi KANDA	JPN	Kosmic	Paul Carr Racing	57.849	1.349			57.849
41	319	Abdullah AL RAWAHI	OMA	DR	Msport Karting	57.926	1.426	57.926		
42	235	Petr FULIN	CZE	OK1	OK1 Racing Team	58.077	1.577	58.077		
43	285	Boris KOLFF	NLD	FA Kart	Team TKP	58.428	1.928			58.428
44	227	Ryo HIROOKA	JPN	Intrepid	Intrepid Driver Program	1:53.166	56.666	1:53.166		

## Announcements

These results are provisional until the conclusion of any judicial and technical matters

**Heat organization  
Rotax Euro Challenge 2013  
PF International / England  
Rotax Max Seniors Group A**

Group	Pos	No.	Firstname	Lastname	Class	Overall BestTm
Group A	1	206	Philip	MORIN	Senior	56 500
Group A	6	315	John	STEWART	Senior	56 850
Group A	11	260	Charlie	TURNER	Senior	57 024
Group A	16	225	Kyle	FOWLIE	Senior	57 136
Group A	21	212	Glen	VAN DROOGENB	Senior	57 271
Group A	26	226	Jessica	BACKMAN	Senior	57 431
Group A	31	259	Max	RENBORG	Senior	57 461
Group A	36	237	Sten Dorian	PIIRIMAGI	Senior	57 619
Group A	41	319	Abdullah	AL RAWAHI	Senior	57 926



Clerk of the course Nigel Edwards:

Stewards (Chairman) Ian Watson:

Scrutineer Paul Klaassen:

Timekeeping Ingrid/Meik Wagner:

Printed: 2013-07-19 15:27

Posted at: h

**Heat organization  
Rotax Euro Challenge 2013  
PF International / England  
Rotax Max Seniors Group B**

Group	Pos	No.	Firstname	Lastname	Class	Overall BestTm
Group B	2	231	Pierce	LEHANE	Senior	56 550
Group B	7	236	Jack	WEPRIN	Senior	56 853
Group B	12	228	Eugene	DENYSSEN	Senior	57 027
Group B	17	234	Charlie	EASTWOOD	Senior	57 156
Group B	22	276	Martin	HENCKEL MORTE	Senior	57 272
Group B	27	247	Glenn	VAN PARIJS	Senior	57 438
Group B	32	263	Tobias	HOLM	Senior	57 486
Group B	37	268	Cecile	MARTINI	Senior	57 634
Group B	42	235	Petr	FULIN	Senior	58 077



Clerk of the course Nigel Edwards:

Stewards (Chairman) Ian Watson:

Scrutineer Paul Klaassen:

Timekeeping Ingrid/Meik Wagner:

Printed: 2013-07-19 15:27

Posted at: h

**Heat organization  
Rotax Euro Challenge 2013  
PF International / England  
Rotax Max Seniors Group C**

Group	Pos	No.	Firstname	Lastname	Class	Overall BestTm
Group C	3	321	Mark	LITCHFIELD	Senior	56 639
Group C	8	202	Edward	BRAND	Senior	56 919
Group C	13	316	Joshua	COLLINGS	Senior	57 110
Group C	18	264	Jules	COUSIN	Senior	57 164
Group C	23	221	Jan	JONCK	Senior	57 377
Group C	28	317	Nico	RINDLISBACHER	Senior	57 438
Group C	33	309	Zachary	DE MELO	Senior	57 488
Group C	38	281	Antoni	PTAK	Senior	57 710
Group C	43	285	Boris	KOLFF	Senior	58 428



Clerk of the course Nigel Edwards:

Stewards (Chairman) Ian Watson:

Scrutineer Paul Klaassen:

Timekeeping Ingrid/Meik Wagner:

Printed: 2013-07-19 15:27

posted at: h



**Heat organization  
Rotax Euro Challenge 2013  
PF International / England  
Rotax Max Seniors Group D**

Group	Pos	No.	Firstname	Lastname	Class	Overall BestTm
Group D	4	222	Harry	WEBB	Senior	56 818
Group D	9	217	Maximilian	WEINZIERL	Senior	56 971
Group D	14	214	Petr	BEZEL	Senior	57 123
Group D	19	208	Jiri	FORMAN	Senior	57 176
Group D	24	239	Niklas	TIIHONEN	Senior	57 399
Group D	29	244	Alfredo	ZABALZA	Senior	57 446
Group D	34	255	Ludvig	MORIN	Senior	57 533
Group D	39	218	Antoine	BARTHON	Senior	57 725
Group D	44	227	Ryo	HIROOKA	Senior	1:53.166



Clerk of the course Nigel Edwards:

Stewards (Chairman) Ian Watson:

Scrutineer Paul Klaassen:

Timekeeping Ingrid/Meik Wagner:

Printed: 2013-07-19 15:27

posted at: h

**Heat organization  
Rotax Euro Challenge 2013  
PF International / England  
Group E**

Group	Pos	No.	Firstname	Lastname	Class	Overall BestTm
Group E	5	266	Connor	JUPP	Senior	56 840
Group E	10	279	Luke	VARLEY	Senior	56 975
Group E	15	270	Oliver	MYERS	Senior	57 123
Group E	20	314	Max	AITKEN	Senior	57 251
Group E	25	207	Bas	DE LAAT	Senior	57 406
Group E	30	283	Joey	VAN SPLUNTERE	Senior	57 453
Group E	35	312	Luke	KNOTT	Senior	57 556
Group E	40	313	Masaomi	KANDA	Senior	57 849



Clerk of the course Nigel Edwards:

Stewards (Chairman) Ian Watson:

Scrutineer Paul Klaassen:

Timekeeping Ingrid/Meik Wagner:

Printed: 2013-07-19 15:27

posted at: h

Rotax Euro Challenge 2013  
 Class: Rotax Max Seniors  
 Date/Time: 2013-07-20 10:10

Track: PF International / England  
 Heat: Race 1 Qualifying Heat 1 A+B  
 Laps: 9

Edition 1

	18	
35		36
	17	
33		34
	16	
31		32
	15	
29		30
	14	
27		28
	13	
25		26
	12	
23		24
	11	
21		22
	10	
19		20
Abdullah AL RAWAHI	9	Petr FULIN
319		235
Group A 57 926		Group B 58 077
17		18
Sten Dorian PIIRIMAGI	8	Cecile MARTINI
237		268
Group A 57 619		Group B 57 634
15		16
Max RENBORG	7	Tobias HOLM
259		263
Group A 57 461		Group B 57 486
13		14
Jessica BACKMAN	6	Glenn VAN PARIJS
226		247
Group A 57 431		Group B 57 438
11		12
Glen VAN DROOGENI	5	Martin HENCKEL MORT
212		276
Group A 57 271		Group B 57 272
9		10
Kyle FOWLIE	4	Charlie EASTWOOD
225		234
Group A 57 136		Group B 57 156
7		8
Charlie TURNER	3	Eugene DENYSSSEN
260		228
Group A 57 024		Group B 57 027
5		6
John STEWART	2	Jack WEPRIN
315		236
Group A 56 850		Group B 56 853
3		4
Philip MORIN	1	Pierce LEHANE
206		231
Group A 56 500		Group B 56 550
1		2

Pole Position

Clerk of the course Nigel Edwards:  
 Stewards (Chairman) Ian Watson:

Scrutineer Paul Klaassen:  
 Timekeeping Ingrid/Meik Wagner:

Rotax Euro Challenge 2013  
 Class: Rotax Max Seniors  
 Date/Time: 2013-07-20 10:30

Track: PF International / England  
 Heat: Race 2 Qualifying Heat 2 C+D  
 Laps: 9

Edition 1

	18	
35		36
	17	
33		34
	16	
31		32
	15	
29		30
	14	
27		28
	13	
25		26
	12	
23		24
	11	
21		22
	10	
19		20
Boris KOLFF <b>285</b> Group C 58 428	9	Ryo HIROOKA <b>227</b> Group D 1:53.166
17		18
Antoni PTAK <b>281</b> Group C 57 710	8	Antoine BARTHON <b>218</b> Group D 57 725
15		16
Zachary DE MELO <b>309</b> Group C 57 488	7	Ludvig MORIN <b>255</b> Group D 57 533
13		14
Nico RINDLISBACHEL <b>317</b> Group C 57 438	6	Alfredo ZABALZA <b>244</b> Group D 57 446
11		12
Jan JONCK <b>221</b> Group C 57 377	5	Niklas TIIHONEN <b>239</b> Group D 57 399
9		10
Jules COUSIN <b>264</b> Group C 57 164	4	Jiri FORMAN <b>208</b> Group D 57 176
7		8
Joshua COLLINGS <b>316</b> Group C 57 110	3	Petr BEZEL <b>214</b> Group D 57 123
5		6
Edward BRAND <b>202</b> Group C 56 919	2	Maximilian WEINZIERL <b>217</b> Group D 56 971
3		4
Mark LITCHFIELD <b>321</b> Group C 56 639	1	Harry WEBB <b>222</b> Group D 56 818
1	Row	2

Pole Position

Clerk of the course Nigel Edwards:  
 Stewards (Chairman) Ian Watson:

Scrutineer Paul Klaassen:  
 Timekeeping Ingrid/Meik Wagner:

Rotax Euro Challenge 2013  
 Class: Rotax Max Seniors  
 Date/Time: 2013-07-20 12:10

Track: PF International / England  
 Heat: Race 7 Qualifying Heat 3 A+E  
 Laps: 9

Edition 1

	18	
35		36
	17	
33		34
	16	
31		32
	15	
29		30
	14	
27		28
	13	
25		26
	12	
23		24
	11	
21		22
	10	
19		20
Abdullah AL RAWAHI	9	
<b>319</b>		<b>18</b>
Group A 57 926		
17		
Sten Dorian PIIRIMAGI	8	Masaomi KANDA
<b>237</b>		<b>313</b>
Group A 57 619		Group E 57 849
15		16
Max RENBURG	7	Luke KNOTT
<b>259</b>		<b>312</b>
Group A 57 461		Group E 57 556
13		14
Jessica BACKMAN	6	Joey VAN SPLUNTER
<b>226</b>		<b>283</b>
Group A 57 431		Group E 57 453
11		12
Glen VAN DROOGENI	5	Bas DE LAAT
<b>212</b>		<b>207</b>
Group A 57 271		Group E 57 406
9		10
Kyle FOWLIE	4	Max AITKEN
<b>225</b>		<b>314</b>
Group A 57 136		Group E 57 251
7		8
Charlie TURNER	3	Oliver MYERS
<b>260</b>		<b>270</b>
Group A 57 024		Group E 57 123
5		6
John STEWART	2	Luke VARLEY
<b>315</b>		<b>279</b>
Group A 56 850		Group E 56 975
3		4
Philip MORIN	1	Connor JUPP
<b>206</b>		<b>266</b>
Group A 56 500		Group E 56 840
1		2

Pole Position

Clerk of the course Nigel Edwards:  
 Stewards (Chairman) Ian Watson:

Scrutineer Paul Klaassen:  
 Timekeeping Ingrid/Meik Wagner:

Rotax Euro Challenge 2013  
 Class: Rotax Max Seniors  
 Date/Time: 2013-07-20 12:30

Track: PF International / England  
 Heat: Race 8 Qualifying Heat 4 B+C  
 Laps: 9

Edition 1

	18	
35		36
	17	
33		34
	16	
31		32
	15	
29		30
	14	
27		28
	13	
25		26
	12	
23		24
	11	
21		22
	10	
19		20
Petr FULIN <b>235</b> Group B 58 077	9	Boris KOLFF <b>285</b> Group C 58 428
17		18
Cecile MARTINI <b>268</b> Group B 57 634	8	Antoni PTAK <b>281</b> Group C 57 710
15		16
Tobias HOLM <b>263</b> Group B 57 486	7	Zachary DE MELO <b>309</b> Group C 57 488
13		14
Glenn VAN PARIJS <b>247</b> Group B 57 438	6	Nico RINDLISBACHEI <b>317</b> Group C 57 438
11		12
Martin HENCKEL MORT <b>276</b> Group B 57 272	5	Jan JONCK <b>221</b> Group C 57 377
9		10
Charlie EASTWOOD <b>234</b> Group B 57 156	4	Jules COUSIN <b>264</b> Group C 57 164
7		8
Eugene DENYSSEN <b>228</b> Group B 57 027	3	Joshua COLLINGS <b>316</b> Group C 57 110
5		6
Jack WEPRIN <b>236</b> Group B 56 853	2	Edward BRAND <b>202</b> Group C 56 919
3		4
Pierce LEHANE <b>231</b> Group B 56 550	1	Mark LITCHFIELD <b>321</b> Group C 56 639
1	Row	2

Pole Position

Clerk of the course Nigel Edwards:  
 Stewards (Chairman) Ian Watson:

Scrutineer Paul Klaassen:  
 Timekeeping Ingrid/Meik Wagner:

Rotax Euro Challenge 2013  
 Class: Rotax Max Seniors  
 Date/Time: 2013-07-20 13:20

Track: PF International / England  
 Heat: Race 9 Qualifying Heat 5 D+E  
 Laps: 9

Edition 1

	18	
35		36
	17	
33		34
	16	
31		32
	15	
29		30
	14	
27		28
	13	
25		26
	12	
23		24
	11	
21		22
	10	
19		20
Ryo HIROOKA <b>227</b> Group D 1:53.166	9	
17		18
Antoine BARTHON <b>218</b> Group D 57 725	8	Masaomi KANDA <b>313</b> Group E 57 849
15		16
Ludvig MORIN <b>255</b> Group D 57 533	7	Luke KNOTT <b>312</b> Group E 57 556
13		14
Alfredo ZABALZA <b>244</b> Group D 57 446	6	Joey VAN SPLUNTER <b>283</b> Group E 57 453
11		12
Niklas TIIHONEN <b>239</b> Group D 57 399	5	Bas DE LAAT <b>207</b> Group E 57 406
9		10
Jiri FORMAN <b>208</b> Group D 57 176	4	Max AITKEN <b>314</b> Group E 57 251
7		8
Petr BEZEL <b>214</b> Group D 57 123	3	Oliver MYERS <b>270</b> Group E 57 123
5		6
Maximilian WEINZIERL <b>217</b> Group D 56 971	2	Luke VARLEY <b>279</b> Group E 56 975
3		4
Harry WEBB <b>222</b> Group D 56 818	1	Connor JUPP <b>266</b> Group E 56 840
1	Row	2

Pole Position

Clerk of the course Nigel Edwards:  
 Stewards (Chairman) Ian Watson:

Scrutineer Paul Klaassen:  
 Timekeeping Ingrid/Meik Wagner:

Rotax Euro Challenge 2013  
 Class: Rotax Max Seniors  
 Date/Time: 2013-07-20 13:40

Track: PF International / England  
 Heat: Race 10 Qualifying Heat 6 A+C  
 Laps: 9

Edition 1

	18	
35		36
	17	
33		34
	16	
31		32
	15	
29		30
	14	
27		28
	13	
25		26
	12	
23		24
	11	
21		22
	10	
19		20
Abdullah AL RAWAHI	9	Boris KOLFF
319		285
Group A 57 926		Group C 58 428
17		18
Sten Dorian PIIRIMAGI	8	Antoni PTAK
237		281
Group A 57 619		Group C 57 710
15		16
Max RENBURG	7	Zachary DE MELO
259		309
Group A 57 461		Group C 57 488
13		14
Jessica BACKMAN	6	Nico RINDLISBACHEI
226		317
Group A 57 431		Group C 57 438
11		12
Glen VAN DROOGENI	5	Jan JONCK
212		221
Group A 57 271		Group C 57 377
9		10
Kyle FOWLIE	4	Jules COUSIN
225		264
Group A 57 136		Group C 57 164
7		8
Charlie TURNER	3	Joshua COLLINGS
260		316
Group A 57 024		Group C 57 110
5		6
John STEWART	2	Edward BRAND
315		202
Group A 56 850		Group C 56 919
3		4
Philip MORIN	1	Mark LITCHFIELD
206		321
Group A 56 500		Group C 56 639
1		2

Pole Position

Clerk of the course Nigel Edwards:  
 Stewards (Chairman) Ian Watson:

Scrutineer Paul Klaassen:  
 Timekeeping Ingrid/Meik Wagner:



Rotax Euro Challenge 2013  
 Class: Rotax Max Seniors  
 Date/Time: 2013-07-20 15:20

Track: PF International / England  
 Heat: Race 15 Qualifying Heat 7 B+E  
 Laps: 9

Edition 1

	18	
35		36
	17	
33		34
	16	
31		32
	15	
29		30
	14	
27		28
	13	
25		26
	12	
23		24
	11	
21		22
	10	
19		20
Petr FULIN <b>235</b> Group B 58 077	9	
17		18
Cecile MARTINI <b>268</b> Group B 57 634	8	Masaomi KANDA <b>313</b> Group E 57 849
15		16
Tobias HOLM <b>263</b> Group B 57 486	7	Luke KNOTT <b>312</b> Group E 57 556
13		14
Glenn VAN PARIJS <b>247</b> Group B 57 438	6	Joey VAN SPLUNTER <b>283</b> Group E 57 453
11		12
Martin HENCKEL MORT <b>276</b> Group B 57 272	5	Bas DE LAAT <b>207</b> Group E 57 406
9		10
Charlie EASTWOOD <b>234</b> Group B 57 156	4	Max AITKEN <b>314</b> Group E 57 251
7		8
Eugene DENYSSEN <b>228</b> Group B 57 027	3	Oliver MYERS <b>270</b> Group E 57 123
5		6
Jack WEPRIN <b>236</b> Group B 56 853	2	Luke VARLEY <b>279</b> Group E 56 975
3		4
Pierce LEHANE <b>231</b> Group B 56 550	1	Connor JUPP <b>266</b> Group E 56 840
1	Row	2

Pole Position

Clerk of the course Nigel Edwards:  
 Stewards (Chairman) Ian Watson:

Scrutineer Paul Klaassen:  
 Timekeeping Ingrid/Meik Wagner:

Rotax Euro Challenge 2013  
 Class: Rotax Max Seniors  
 Date/Time: 2013-07-20 15:40

Track: PF International / England  
 Heat: Race 16 Qualifying Heat 8 A+D  
 Laps: 9

Edition 1

	18	
35		36
	17	
33		34
	16	
31		32
	15	
29		30
	14	
27		28
	13	
25		26
	12	
23		24
	11	
21		22
	10	
19		20
Abdullah AL RAWAHI	9	Ryo HIROOKA
319		227
Group A 57 926		Group D 1:53.166
17		18
Sten Dorian PIIRIMAGI	8	Antoine BARTHON
237		218
Group A 57 619		Group D 57 725
15		16
Max RENBORG	7	Ludvig MORIN
259		255
Group A 57 461		Group D 57 533
13		14
Jessica BACKMAN	6	Alfredo ZABALZA
226		244
Group A 57 431		Group D 57 446
11		12
Glen VAN DROOGENI	5	Niklas TIIHONEN
212		239
Group A 57 271		Group D 57 399
9		10
Kyle FOWLIE	4	Jiri FORMAN
225		208
Group A 57 136		Group D 57 176
7		8
Charlie TURNER	3	Petr BEZEL
260		214
Group A 57 024		Group D 57 123
5		6
John STEWART	2	Maximilian WEINZIERL
315		217
Group A 56 850		Group D 56 971
3		4
Philip MORIN	1	Harry WEBB
206		222
Group A 56 500		Group D 56 818
1		2
	Row	

Pole Position

Clerk of the course Nigel Edwards:  
 Stewards (Chairman) Ian Watson:

Scrutineer Paul Klaassen:  
 Timekeeping Ingrid/Meik Wagner:

Rotax Euro Challenge 2013  
 Class: Rotax Max Seniors  
 Date/Time: 2013-07-20 17:00

Track: PF International / England  
 Heat: Race 19 Qualifying Heat 9 C+E  
 Laps: 9

Edition 1

	18	
35		36
	17	
33		34
	16	
31		32
	15	
29		30
	14	
27		28
	13	
25		26
	12	
23		24
	11	
21		22
	10	
19		20
Boris KOLFF <b>285</b> Group C 58 428	9	
17		18
Antoni PTAK <b>281</b> Group C 57 710	8	Masaomi KANDA <b>313</b> Group E 57 849
15		16
Zachary DE MELO <b>309</b> Group C 57 488	7	Luke KNOTT <b>312</b> Group E 57 556
13		14
Nico RINDLISBACHEL <b>317</b> Group C 57 438	6	Joey VAN SPLUNTER <b>283</b> Group E 57 453
11		12
Jan JONCK <b>221</b> Group C 57 377	5	Bas DE LAAT <b>207</b> Group E 57 406
9		10
Jules COUSIN <b>264</b> Group C 57 164	4	Max AITKEN <b>314</b> Group E 57 251
7		8
Joshua COLLINGS <b>316</b> Group C 57 110	3	Oliver MYERS <b>270</b> Group E 57 123
5		6
Edward BRAND <b>202</b> Group C 56 919	2	Luke VARLEY <b>279</b> Group E 56 975
3		4
Mark LITCHFIELD <b>321</b> Group C 56 639	1	Connor JUPP <b>266</b> Group E 56 840
1	Row	2

Pole Position

Clerk of the course Nigel Edwards:  
 Stewards (Chairman) Ian Watson:

Scrutineer Paul Klaassen:  
 Timekeeping Ingrid/Meik Wagner:

Rotax Euro Challenge 2013  
 Class: Rotax Max Seniors  
 Date/Time: 2013-07-20 17:20

Track: PF International / England  
 Heat: Race 20 Qualifying Heat 10 B+D  
 Laps: 9

Edition 1

	18	
35		36
	17	
33		34
	16	
31		32
	15	
29		30
	14	
27		28
	13	
25		26
	12	
23		24
	11	
21		22
	10	
19		20
Petr FULIN <b>235</b> Group B 58 077	9	Ryo HIROOKA <b>227</b> Group D 1:53.166
17		18
Cecile MARTINI <b>268</b> Group B 57 634	8	Antoine BARTHON <b>218</b> Group D 57 725
15		16
Tobias HOLM <b>263</b> Group B 57 486	7	Ludvig MORIN <b>255</b> Group D 57 533
13		14
Glenn VAN PARIJS <b>247</b> Group B 57 438	6	Alfredo ZABALZA <b>244</b> Group D 57 446
11		12
Martin HENCKEL MORT <b>276</b> Group B 57 272	5	Niklas TIIHONEN <b>239</b> Group D 57 399
9		10
Charlie EASTWOOD <b>234</b> Group B 57 156	4	Jiri FORMAN <b>208</b> Group D 57 176
7		8
Eugene DENYSSEN <b>228</b> Group B 57 027	3	Petr BEZEL <b>214</b> Group D 57 123
5		6
Jack WEPRIN <b>236</b> Group B 56 853	2	Maximilian WEINZIERL <b>217</b> Group D 56 971
3		4
Pierce LEHANE <b>231</b> Group B 56 550	1	Harry WEBB <b>222</b> Group D 56 818
1	Row	2

Pole Position

Clerk of the course Nigel Edwards:  
 Stewards (Chairman) Ian Watson:

Scrutineer Paul Klaassen:  
 Timekeeping Ingrid/Meik Wagner:



# Rotax Euro Challenge 2013 PF Int. / GBR

Rotax Seniors

PF International / England 1,382 Km

Warm up Even Numbers

2013-07-20 09:00

Practice (5:00 Time) started at 9:00:00

Pos	No.	Name	Nat.	Chassis	Race Team	Laps	Best Tm	Diff	Gap In Lap	km/h
1	202	Edward BRAND	GBR	Intrepid	Intrepid Driver Program	4	57.996			85,785
2	266	Connor JUPP	GBR	Alonso	Dan Holland Racing	5	58.069	0.073	0.073	85,677
3	222	Harry WEBB	GBR	Tonykart	Strawberry Racing	5	58.116	0.120	0.047	85,608
4	270	Oliver MYERS	GBR	Tonykart	Coles Racing	5	58.245	0.249	0.129	85,418
5	206	Philip MORIN	SWE	Alonso	Dan Holland Racing	5	58.273	0.277	0.028	85,377
6	260	Charlie TURNER	GBR	Tonykart	Coles Racing	5	58.277	0.281	0.004	85,372
7	276	Martin HENCKEL MORTEN	DNK	Tonykart	RS Competition	5	58.296	0.300	0.019	85,344
8	234	Charlie EASTWOOD	IRL	Tonykart	Strawberry Racing	5	58.330	0.334	0.034	85,294
9	208	Jiri FORMAN	CZE	Tonykart	Protrain Racing	5	58.396	0.400	0.066	85,198
10	236	Jack WEPRIN	USA	Alonso	Dan Holland Racing	5	58.470	0.474	0.074	85,090
11	314	Max AITKEN	GBR	Tonykart	Strawberry Racing	5	58.487	0.491	0.017	85,065
12	316	Joshua COLLINGS	GBR	CRG	Global Karting	5	58.578	0.582	0.091	84,933
13	212	Glen VAN DROOGENBROE	BEL	Tonykart	Daems Racing	5	58.601	0.605	0.023	84,900
14	264	Jules COUSIN	FRA	FA Kart	DSS Kart	5	58.654	0.658	0.053	84,823
15	226	Jessica BACKMAN	SWE	Tonykart	Strawberry Racing	5	58.737	0.741	0.083	84,703
16	214	Petr BEZEL	CZE	MS Kart	MS Kart Racing Team	5	58.780	0.784	0.043	84,641
17	228	Eugene DENYSSEN	ZAF	Alonso	Dan Holland Racing	5	58.876	0.880	0.096	84,503
18	244	Alfredo ZABALZA	MEX	Kosmic	Paul Carr Racing	5	58.922	0.926	0.046	84,437
19	312	Luke KNOTT	GBR	Tonykart	RL Racing Dept UK Ltd	5	59.094	1.098	0.172	84,191
20	218	Antoine BARTHON	FRA	Formula K	FK Racing Team AB Ltd	5	59.673	1.677	0.579	83,374
21	268	Cecile MARTINI	FRA	Sodikart	Martini Racing Kart	5	1:00.055	2.059	0.382	82,844

Timekeeping Ingrid and Meik Wagner:

Clerk of the course Nigel Edwards:

Steward (Chairman) Ian Watson:

Chief Scrutineer Paul Klaassen:

[www.mylaps.com](http://www.mylaps.com)

Licensed to: Motorsport Events

Printed: 2013-07-20 09:06:15

posted at:

h



# Rotax Euro Challenge 2013 PF Int. / GBR

Rotax Seniors

PF International / England 1,382 Km

Warm up Even Numbers

2013-07-20 09:00

Practice (5:00 Time) started at 9:00:00

Lap	Time of Day	Lap Tm	Diff	S1 Tm	S2 Tm	S3 Tm
<b>(202) Edward BRAND</b>						
1	9:01:25.497	1:01.125	+3.129	22.573	18.982	19.570
2	9:02:24.136	58.639	+0.643	20.564	18.698	19.377
3	9:03:22.298	58.162	+0.166	20.527	18.455	<b>19.180</b>
4	9:04:20.294	<b>57.996</b>		<b>20.464</b>	<b>18.327</b>	19.205

<b>(266) Connor JUPP</b>						
1	9:01:23.682	1:00.913	+2.844	22.396	19.035	19.482
2	9:02:23.349	59.667	+1.598	21.606	18.668	19.393
3	9:03:21.663	58.314	+0.245	20.666	18.434	19.214
4	9:04:19.732	<b>58.069</b>		<b>20.581</b>	<b>18.380</b>	<b>19.108</b>
5	9:05:18.189	58.457	+0.388	20.642	18.632	19.183

<b>(222) Harry WEBB</b>						
1	9:01:37.287	1:01.201	+3.085	22.534	19.128	19.539
2	9:02:36.440	59.153	+1.037	21.028	18.796	19.329
3	9:03:35.100	58.660	+0.544	20.808	18.618	19.234
4	9:04:33.644	58.544	+0.428	20.790	18.555	19.199
5	9:05:31.760	<b>58.116</b>		<b>20.639</b>	<b>18.422</b>	<b>19.055</b>

<b>(270) Oliver MYERS</b>						
1	9:01:19.615	1:02.477	+4.232	22.671	20.015	19.791
2	9:02:19.109	59.494	+1.249	21.204	18.968	19.322
3	9:03:17.397	58.288	+0.043	<b>20.606</b>	18.571	19.111
4	9:04:15.642	<b>58.245</b>		20.611	18.464	19.170
5	9:05:13.911	58.269	+0.024	20.743	<b>18.460</b>	<b>19.066</b>

<b>(206) Philip MORIN</b>						
1	9:01:11.599	1:02.576	+4.303	22.842	19.661	20.073
2	9:02:11.380	59.781	+1.508	21.230	19.066	19.485
3	9:03:10.136	58.756	+0.483	20.840	18.659	19.257
4	9:04:08.535	58.399	+0.126	20.702	<b>18.414</b>	19.283
5	9:05:06.808	<b>58.273</b>		<b>20.667</b>	18.414	<b>19.192</b>

<b>(260) Charlie TURNER</b>						
1	9:01:23.161	1:01.586	+3.309	22.438	19.235	19.913
2	9:02:22.298	59.137	+0.860	20.825	18.877	19.435
3	9:03:20.874	58.576	+0.299	<b>20.591</b>	18.625	19.360
4	9:04:19.506	58.632	+0.355	20.644	18.618	19.370
5	9:05:17.783	<b>58.277</b>		20.689	<b>18.480</b>	<b>19.108</b>

<b>(276) Martin HENCKEL MORTENSEN</b>						
1	9:01:29.752	1:02.866	+4.570	23.546	19.591	19.729
2	9:02:29.906	1:00.154	+1.858	20.954	19.775	19.425
3	9:03:28.289	58.383	+0.087	<b>20.645</b>	18.523	19.215
4	9:04:26.643	58.354	+0.058	20.709	<b>18.315</b>	19.330
5	9:05:24.939	<b>58.296</b>		20.792	18.398	<b>19.106</b>

<b>(234) Charlie EASTWOOD</b>						
1	9:01:19.791	1:03.042	+4.712	23.433	19.764	19.845
2	9:02:18.882	59.091	+0.761	21.041	18.744	19.306
3	9:03:17.305	58.423	+0.093	<b>20.595</b>	18.621	19.207
4	9:04:16.076	58.771	+0.441	20.618	18.705	19.448
5	9:05:14.406	<b>58.330</b>		21.066	<b>18.262</b>	<b>19.002</b>

<b>(208) Jiri FORMAN</b>						
1	9:01:30.283	1:02.107	+3.711	22.884	19.468	19.755
2	9:02:29.594	59.311	+0.915	20.949	18.817	19.545
3	9:03:28.678	59.084	+0.688	20.898	18.882	19.304
4	9:04:27.074	<b>58.396</b>		<b>20.657</b>	<b>18.574</b>	<b>19.165</b>
5	9:05:25.901	58.827	+0.431	20.851	18.652	19.324

<b>(236) Jack WEPRIN</b>						
1	9:01:21.617	1:06.327	+7.857	25.166	21.087	20.074
2	9:02:21.320	59.703	+1.233	20.873	19.309	19.521

Lap	Time of Day	Lap Tm	Diff	S1 Tm	S2 Tm	S3 Tm
3	9:03:20.048	58.728	+0.258			
4	9:04:18.968	58.920	+0.450	<b>20.595</b>	18.820	19.313
5	9:05:17.438	<b>58.470</b>		20.713	<b>18.585</b>	<b>19.172</b>

<b>(314) Max AITKEN</b>						
1	9:01:24.506	1:01.061	+2.574	22.564	18.864	19.633
2	9:02:24.389	59.883	+1.396	21.186	19.269	19.428
3	9:03:24.446	1:00.057	+1.570	<b>20.665</b>	19.933	19.459
4	9:04:23.061	58.615	+0.128	20.768	18.724	<b>19.123</b>
5	9:05:21.548	<b>58.487</b>		20.721	<b>18.519</b>	19.247

<b>(316) Joshua COLLINGS</b>						
1	9:01:18.836	1:02.814	+4.236	23.139	19.786	19.889
2	9:02:18.488	59.652	+1.074	21.165	19.021	19.466
3	9:03:17.880	59.392	+0.814	20.872	19.239	19.281
4	9:04:16.458	<b>58.578</b>		<b>20.688</b>	18.727	19.163
5	9:05:15.358	58.900	+0.322	21.132	<b>18.613</b>	<b>19.155</b>

<b>(212) Glen VAN DROOGENBROEK</b>						
1	9:01:20.753	1:03.185	+4.584	23.155	19.894	20.136
2	9:02:20.514	59.761	+1.160	21.301	18.828	19.632
3	9:03:19.312	58.798	+0.197	20.848	18.575	19.375
4	9:04:18.237	58.925	+0.324	21.112	<b>18.528</b>	19.285
5	9:05:16.838	<b>58.601</b>		<b>20.737</b>	18.714	<b>19.150</b>

<b>(264) Jules COUSIN</b>						
1	9:01:22.443	1:03.179	+4.525	23.214	19.766	20.199
2	9:02:22.597	1:00.154	+1.500	21.588	19.065	19.501
3	9:03:21.282	58.685	+0.031	20.845	<b>18.487</b>	19.353
4	9:04:18.237	59.596	+0.942	21.470	18.799	19.327
5	9:05:19.532	<b>58.654</b>		<b>20.767</b>	18.684	<b>19.203</b>

<b>(226) Jessica BACKMAN</b>						
1	9:01:20.478	1:04.801	+6.064	23.844	20.176	20.781
2	9:02:20.145	59.667	+0.930	21.339	18.686	19.642
3	9:03:19.058	58.913	+0.176	20.962	18.492	19.459
4	9:04:17.945	58.887	+0.150	21.193	<b>18.375</b>	19.319
5	9:05:16.682	<b>58.737</b>		<b>20.872</b>	18.591	<b>19.274</b>

<b>(214) Petr BEZEL</b>						
1	9:01:20.695	1:05.419	+6.639	24.088	21.031	20.300
2	9:02:21.641	1:00.946	+2.166	21.541	19.817	19.588
3	9:03:20.421	<b>58.780</b>		20.682	<b>18.764</b>	<b>19.334</b>
4	9:04:19.318	58.897	+0.117	<b>20.586</b>	18.858	19.453
5	9:05:18.434	59.116	+0.336	20.670	18.926	19.520

<b>(228) Eugene DENYSSEN</b>						
1	9:01:14.103	1:03.022	+4.146	23.182	19.632	20.208
2	9:02:14.100	59.997	+1.121	21.218	19.118	19.661
3	9:03:13.578	59.478	+0.602	21.125	18.894	19.459
4	9:04:12.649	59.071	+0.195	20.923	18.867	<b>19.281</b>
5	9:05:11.525	<b>58.876</b>		<b>20.782</b>	<b>18.640</b>	19.454

<b>(244) Alfredo ZABALZA</b>						
1	9:01:22.378	1:04.327	+5.405	23.406	20.700	20.221
2	9:02:21.862	59.484	+0.562	21.136	18.833	19.515
3	9:03:20.784	<b>58.922</b>		<b>20.802</b>	<b>18.653</b>	19.467
4	9:04:20.198	59.414	+0.492	21.274	18.838	19.302
5	9:05:19.790	59.592	+0.670	20.975	19.373	<b>19.244</b>

<b>(312) Luke KNOTT</b>						
1	9:01:20.977	1:02.679	+3.585	22.697	20.155	19.827
2	9:02:20.761	59.784	+0.690	21.338	18.958	19.488
3	9:03:19.855	<b>59.094</b>		20.837	<b>18.775</b>	19.482
4	9:04:19.376	59.521	+0.427	<b>20.783</b>	19.377	19.361
5	9:05:19.091	59.715	+0.621	21.227	19.332	<b>19.156</b>



# Rotax Euro Challenge 2013 PF Int. / GBR

Rotax Seniors

PF International / England 1,382 Km

Warm up Even Numbers

2013-07-20 09:00

Practice (5:00 Time) started at 9:00:00

Lap	Time of Day	Lap Tm	Diff	S1 Tm	S2 Tm	S3 Tm	Lap	Time of Day	Lap Tm	Diff	S1 Tm	S2 Tm	S3 Tm
<b>(218) Antoine BARTHON</b>													
1	9:01:15.982	1:03.867	+4.194	23.618	19.909	20.340							
2	9:02:16.481	1:00.499	+0.826	21.506	19.367	19.626							
3	9:03:16.220	59.739	+0.066	21.243	18.897	19.599							
4	9:04:16.022	59.802	+0.129	<b>21.183</b>	18.909	19.710							
5	9:05:15.695	<b>59.673</b>		21.538	<b>18.848</b>	<b>19.287</b>							
<b>(268) Cecile MARTINI</b>													
1	9:01:23.527	1:10.068	+10.013	25.518	23.081	21.469							
2	9:02:25.949	1:02.422	+2.367	22.482	19.770	20.170							
3	9:03:26.581	1:00.632	+0.577	21.577	19.258	19.797							
4	9:04:26.671	1:00.090	+0.035	<b>21.365</b>	19.036	19.689							
5	9:05:26.726	<b>1:00.055</b>		21.502	<b>18.954</b>	<b>19.599</b>							

Timekeeping Ingrid and Meik Wagner:

Clerk of the course Nigel Edwards:

Steward (Chairman) Ian Watson:

Chief Scrutineer Paul Klaassen:

[www.mylaps.com](http://www.mylaps.com)

Licensed to: Motorsport Events



# Rotax Euro Challenge 2013 PF Int. / GBR

Rotax Seniors

PF International / England 1,382 Km

Warm up Odd Numbers

2013-07-20 09:10

Practice (5:00 Time) started at 9:10:00

Pos	No.	Name	Nat.	Chassis	Race Team	Laps	Best Tm	Diff	Gap In Lap	km/h
1	231	Pierce LEHANE	AUS	Alonso	Dan Holland Racing	5	57.665			4 86,278
2	315	John STEWART	GBR	Gillard	ST Racing	5	57.680	0.015	0.015	5 86,255
3	225	Kyle FOWLIE	GBR	Tonykart	Strawberry Racing	5	57.710	0.045	0.030	4 86,210
4	217	Maximilian WEINZIERL	AUT	Alonso	Dan Holland Racing	5	57.786	0.121	0.076	5 86,097
5	279	Luke VARLEY	GBR	Birel	KMS Hungary	5	57.845	0.180	0.059	5 86,009
6	259	Max RENBERG	SWE	Tonykart	Renbergs Racing	5	57.919	0.254	0.074	5 85,899
7	239	Niklas TIIHONEN	FIN	Formula K	FK Racing Team AB Ltd	5	57.955	0.290	0.036	4 85,846
8	247	Glenn VAN PARIJS	BEL	Tonykart	Bouvin Power	5	58.008	0.343	0.053	5 85,767
9	263	Tobias HOLM	DNK	Tonykart	RS Competition	5	58.019	0.354	0.011	5 85,751
10	221	Jan JONCK	DNK	Tonykart	RS Competition	5	58.052	0.387	0.033	5 85,702
11	309	Zachary DE MELO	CAN	Tonykart	RL Racing Dept UK Ltd	5	58.101	0.436	0.049	5 85,630
12	255	Ludvig MORIN	SWE	Kosmic	Paul Carr Racing	5	58.153	0.488	0.052	5 85,554
13	237	Sten Dorian PIIRIMAGI	EST	Tonykart	Aix Racing Team	5	58.154	0.489	0.001	5 85,552
14	321	Mark LITCHFIELD	GBR	Kosmic	Paul Carr Racing	5	58.167	0.502	0.013	5 85,533
15	283	Joey VAN SPLUNTEREN	NLD	Gillard	DFK Racing Team	5	58.188	0.523	0.021	4 85,502
16	207	Bas DE LAAT	NLD	Gillard	PDB Kart Racing	5	58.238	0.573	0.050	3 85,429
17	319	Abdullah AL RAWAHI	OMA	DR	Msport Karting	5	58.398	0.733	0.160	4 85,195
18	227	Ryo HIROOKA	JPN	Intrepid	Intrepid Driver Program	5	58.416	0.751	0.018	4 85,168
19	281	Antoni PTAK	USA	Birel	KMS Hungary	5	58.715	1.050	0.299	4 84,735
20	317	Nico RINDLISBACHER	CHE	Birel	Spirit Racing	5	58.853	1.188	0.138	2 84,536
21	235	Petr FULIN	CZE	OK1	OK1 Racing Team	5	58.882	1.217	0.029	3 84,494
22	313	Masaomi KANDA	JPN	Kosmic	Paul Carr Racing	5	58.940	1.275	0.058	4 84,411
23	285	Boris KOLFF	NLD	FA Kart	Team TKP	5	59.105	1.440	0.165	4 84,176

Timekeeping Ingrid and Meik Wagner:

Clerk of the course Nigel Edwards:

Steward (Chairman) Ian Watson:

Chief Scrutineer Paul Klaassen:

Licensed to: Motorsport Events

[www.mylaps.com](http://www.mylaps.com)





# Rotax Euro Challenge 2013 PF Int. / GBR

Rotax Seniors

PF International / England 1,382 Km

Warm up Odd Numbers

2013-07-20 09:10

Practice (5:00 Time) started at 9:10:00

Lap	Time of Day	Lap Tm	Diff	S1 Tm	S2 Tm	S3 Tm
<b>(231) Pierce LEHANE</b>						
1	9:11:38.012	1:00.800	+3.135	22.819	18.743	19.238
2	9:12:36.260	58.248	+0.583	20.617	18.457	19.174
3	9:13:34.165	57.905	+0.240	20.580	18.318	19.007
4	9:14:31.830	<b>57.665</b>		20.543	<b>18.190</b>	<b>18.932</b>
5	9:15:29.527	57.697	+0.032	<b>20.529</b>	18.210	18.958
<b>(315) John STEWART</b>						
1	9:11:21.830	1:02.391	+4.711	23.804	19.258	19.329
2	9:12:20.103	58.273	+0.593	20.747	18.516	19.010
3	9:13:17.913	57.810	+0.130	20.544	18.385	<b>18.881</b>
4	9:14:15.908	57.995	+0.315	20.699	18.372	18.924
5	9:15:13.588	<b>57.680</b>		<b>20.490</b>	<b>18.267</b>	18.923
<b>(225) Kyle FOWLIE</b>						
1	9:11:25.183	1:08.751	+11.041	29.800	19.534	19.417
2	9:12:23.716	58.533	+0.823	20.830	18.554	19.149
3	9:13:21.660	57.944	+0.234	20.649	18.307	18.988
4	9:14:19.370	<b>57.710</b>		20.616	<b>18.152</b>	<b>18.942</b>
5	9:15:17.259	57.889	+0.179	<b>20.534</b>	18.321	19.034
<b>(217) Maximilian WEINZIERL</b>						
1	9:11:27.007	1:01.786	+4.000	23.146	19.109	19.531
2	9:12:25.640	58.633	+0.847	20.744	18.503	19.386
3	9:13:23.881	58.241	+0.455	20.768	18.384	19.089
4	9:14:21.679	57.798	+0.012	20.521	18.314	<b>18.963</b>
5	9:15:19.465	<b>57.786</b>		<b>20.471</b>	<b>18.239</b>	19.076
<b>(279) Luke VARLEY</b>						
1	9:11:10.533	1:01.302	+3.457	22.755	19.113	19.434
2	9:12:09.421	58.888	+1.043	21.033	18.602	19.253
3	9:13:08.178	58.757	+0.912	21.107	18.650	19.000
4	9:14:06.360	58.182	+0.337	<b>20.652</b>	18.504	19.026
5	9:15:04.205	<b>57.845</b>		20.694	<b>18.191</b>	<b>18.960</b>
<b>(259) Max RENBERG</b>						
1	9:11:16.754	1:02.854	+4.935	23.089	19.694	20.071
2	9:12:16.434	59.680	+1.761	21.566	18.834	19.280
3	9:13:14.934	58.500	+0.581	20.709	18.612	19.179
4	9:14:13.032	58.098	+0.179	20.616	<b>18.424</b>	19.058
5	9:15:10.951	<b>57.919</b>		<b>20.467</b>	18.466	<b>18.986</b>
<b>(239) Niklas TIHONEN</b>						
1	9:11:12.070	1:01.788	+3.833	23.497	18.867	19.424
2	9:12:10.574	58.504	+0.549	20.715	18.660	19.129
3	9:13:10.034	59.460	+1.505	20.719	19.544	19.197
4	9:14:07.989	<b>57.955</b>		<b>20.476</b>	<b>18.508</b>	<b>18.971</b>
5	9:15:06.573	58.584	+0.629	20.630	18.792	19.162
<b>(247) Glenn VAN PARIJS</b>						
1	9:11:16.551	1:04.014	+6.006	23.711	20.321	19.982
2	9:12:16.714	1:00.163	+2.155	21.595	19.236	19.332
3	9:13:15.348	58.634	+0.626	20.761	18.688	19.185
4	9:14:13.538	58.190	+0.182	20.644	18.493	<b>19.053</b>
5	9:15:11.546	<b>58.008</b>		<b>20.615</b>	<b>18.325</b>	19.068
<b>(263) Tobias HOLM</b>						
1	9:11:10.037	1:02.343	+4.324	23.342	19.416	19.585
2	9:12:09.059	59.022	+1.003	20.969	18.815	19.238
3	9:13:07.722	58.663	+0.644	20.708	18.667	19.288
4	9:14:06.622	58.900	+0.881	20.946	18.856	19.098
5	9:15:04.641	<b>58.019</b>		<b>20.544</b>	<b>18.397</b>	<b>19.078</b>
<b>(221) Jan JONCK</b>						
1	9:11:11.203	1:01.159	+3.107	22.969	18.738	19.452

Lap	Time of Day	Lap Tm	Diff	S1 Tm	S2 Tm	S3 Tm
2	9:12:09.601	58.398	+0.346	20.852	18.430	19.116
3	9:13:07.723	58.122	+0.070	20.795	<b>18.203</b>	19.124
4	9:14:05.902	58.179	+0.127	20.884	18.206	19.089
5	9:15:03.954	<b>58.052</b>		<b>20.715</b>	18.317	<b>19.020</b>
<b>(309) Zachary DE MELO</b>						
1	9:11:12.446	1:01.184	+3.083	22.914	18.991	19.279
2	9:12:10.757	58.311	+0.210	20.729	18.551	19.031
3	9:13:09.191	58.434	+0.333	20.673	18.784	<b>18.977</b>
4	9:14:07.472	58.281	+0.180	<b>20.635</b>	18.540	19.106
5	9:15:05.573	<b>58.101</b>		20.640	<b>18.475</b>	18.986
<b>(255) Ludvig MORIN</b>						
1	9:11:11.790	1:01.520	+3.367	22.958	18.974	19.588
2	9:12:10.466	58.676	+0.523	20.830	18.562	19.284
3	9:13:09.821	59.355	+1.202	21.174	19.076	<b>19.105</b>
4	9:14:08.291	58.470	+0.317	20.594	18.753	19.123
5	9:15:06.444	<b>58.153</b>		<b>20.434</b>	<b>18.541</b>	19.178
<b>(237) Sten Dorian PIIRIMAGI</b>						
1	9:11:12.967	1:03.056	+4.902	23.738	19.816	19.502
2	9:12:11.710	58.743	+0.589	20.960	18.517	19.266
3	9:13:10.670	58.960	+0.806	20.849	18.663	19.448
4	9:14:09.114	58.444	+0.290	20.820	<b>18.277</b>	19.347
5	9:15:07.268	<b>58.154</b>		<b>20.738</b>	18.284	<b>19.132</b>
<b>(321) Mark LITCHFIELD</b>						
1	9:11:09.466	1:01.988	+3.821	23.424	19.022	19.542
2	9:12:08.618	59.152	+0.985	21.468	18.387	19.297
3	9:13:07.038	58.420	+0.253	21.078	18.203	19.139
4	9:14:05.342	58.304	+0.137	21.027	18.134	19.143
5	9:15:03.509	<b>58.167</b>		<b>20.965</b>	<b>18.070</b>	<b>19.132</b>
<b>(283) Joey VAN SPLUNTEREN</b>						
1	9:11:18.365	1:02.244	+4.056	23.512	19.226	19.506
2	9:12:17.540	59.175	+0.987	20.790	18.866	19.519
3	9:13:15.977	58.437	+0.249	20.881	18.459	19.097
4	9:14:14.165	<b>58.188</b>		20.715	<b>18.400</b>	<b>19.073</b>
5	9:15:12.513	58.348	+0.160	<b>20.706</b>	18.438	19.204
<b>(207) Bas DE LAAT</b>						
1	9:11:13.447	1:02.383	+4.145	23.351	19.333	19.699
2	9:12:11.954	58.507	+0.269	20.846	18.520	19.141
3	9:13:10.192	<b>58.238</b>		20.657	<b>18.436</b>	19.145
4	9:14:08.532	58.340	+0.102	<b>20.502</b>	18.724	<b>19.114</b>
5	9:15:06.911	58.379	+0.141	20.505	18.721	19.153
<b>(319) Abdullah AL RAWAHI</b>						
1	9:11:16.929	1:02.841	+4.443	23.297	19.547	19.997
2	9:12:16.173	59.244	+0.846	21.246	18.740	19.258
3	9:13:15.639	59.466	+1.068	20.987	19.181	19.298
4	9:14:14.037	<b>58.398</b>		<b>20.643</b>	18.646	<b>19.109</b>
5	9:15:13.037	59.000	+0.602	21.269	<b>18.586</b>	19.145
<b>(227) Ryo HIROOKA</b>						
1	9:11:15.485	1:02.140	+3.724	22.977	19.605	19.558
2	9:12:14.786	59.301	+0.885	21.196	18.727	19.378
3	9:13:13.418	58.632	+0.216	20.991	18.502	19.139
4	9:14:11.834	<b>58.416</b>		<b>20.852</b>	18.447	<b>19.117</b>
5	9:15:10.258	58.424	+0.008	20.908	<b>18.396</b>	19.120
<b>(281) Antoni PTAK</b>						
1	9:11:19.055	1:04.260	+5.545	25.089	19.620	19.551
2	9:12:17.953	58.898	+0.183	20.942	18.755	19.201
3	9:13:16.775	58.822	+0.107	20.933	18.737	19.152
4	9:14:15.490	<b>58.715</b>		20.878	<b>18.687</b>	<b>19.150</b>



# Rotax Euro Challenge 2013 PF Int. / GBR

Rotax Seniors

PF International / England 1,382 Km

Warm up Odd Numbers

2013-07-20 09:10

Practice (5:00 Time) started at 9:10:00

Lap	Time of Day	Lap Tm	Diff	S1 Tm	S2 Tm	S3 Tm	Lap	Time of Day	Lap Tm	Diff	S1 Tm	S2 Tm	S3 Tm
-----	-------------	--------	------	-------	-------	-------	-----	-------------	--------	------	-------	-------	-------

(317) Nico RINDLISBACHER

1	9:11:19.608	1:02.908	+4.055	23.670	19.452	19.786
2	9:12:18.461	<b>58.853</b>		20.902	18.687	<b>19.264</b>
3	9:13:17.588	59.127	+0.274	20.892	18.669	19.566
4	9:14:16.628	59.040	+0.187	<b>20.822</b>	18.872	19.346
5	9:15:15.681	59.053	+0.200	21.119	<b>18.606</b>	19.328

(235) Petr FULIN

1	9:11:18.833	1:02.498	+3.616	23.616	19.224	19.658
2	9:12:18.846	1:00.013	+1.131	21.628	18.954	19.431
3	9:13:17.728	<b>58.882</b>		<b>20.866</b>	18.653	19.363
4	9:14:16.694	58.966	+0.084	21.253	18.530	<b>19.183</b>
5	9:15:15.993	59.299	+0.417	20.956	<b>18.525</b>	19.818

(313) Masaomi KANDA

1	9:11:16.486	1:04.573	+5.633	24.165	20.303	20.105
2	9:12:17.430	1:00.944	+2.004	22.418	18.963	19.563
3	9:13:19.349	1:01.919	+2.979	21.370	21.089	19.460
4	9:14:18.289	<b>58.940</b>		<b>20.847</b>	18.730	<b>19.363</b>
5	9:15:18.026	59.737	+0.797	21.107	<b>18.693</b>	19.937

(285) Boris KOLFF

1	9:11:20.103	1:03.056	+3.951	23.631	19.661	19.764
2	9:12:19.546	59.443	+0.338	21.088	18.942	19.413
3	9:13:18.888	59.342	+0.237	21.013	18.833	19.496
4	9:14:17.993	<b>59.105</b>		<b>20.958</b>	18.863	<b>19.284</b>
5	9:15:17.115	59.122	+0.017	21.079	<b>18.719</b>	19.324



# Rotax Euro Challenge 2013 PF Int. / GBR

Rotax Seniors

PF International / England 1,382 Km

RACE 1 Qualifying Heat 1 A-B

**-NEW-**

2013-07-20 10:10

Race (9 Laps) started at 10:12:37

Pos	No.	Name	Nat.	Chassis	Race Team	Laps	Total Tm	Diff	Best Tm	In Lap	km/h	Points
1	206	Philip MORIN	SWE	Alonso	Dan Holland Racing	9	8:38.923		57.250	7	86,903	0
2	231	Pierce LEHANE	AUS	Alonso	Dan Holland Racing	9	8:39.051	0.128	57.095	6	87,139	2
3	315	John STEWART	GBR	Gillard	ST Racing	9	8:39.903	0.980	57.275	7	86,865	3
4	260	Charlie TURNER	GBR	Tonykart	Coles Racing	9	8:40.360	1.437	57.163	6	87,035	4
5	276	Martin HENCKEL MORTENS	DNK	Tonykart	RS Competition	9	8:40.677	1.754	57.121	5	87,099	5
6	225	Kyle FOWLIE	GBR	Tonykart	Strawberry Racing	9	8:40.961	2.038	57.194	8	86,988	6
7	234	Charlie EASTWOOD	IRL	Tonykart	Strawberry Racing	9	8:44.450	5.527	57.198	7	86,982	7
8	236	Jack WEPRIN	USA	Alonso	Dan Holland Racing	9	8:44.787	5.864	57.397	8	86,680	8
9	259	Max RENBERG	SWE	Tonykart	Renbergs Racing	9	8:45.100	6.177	57.571	8	86,419	9
10	226	Jessica BACKMAN	SWE	Tonykart	Strawberry Racing	9	8:45.627	6.704	57.520	8	86,495	10
11	237	Sten Dorian PIIRIMAGI	EST	Tonykart	Aix Racing Team	9	8:45.775	6.852	57.608	9	86,363	11
12	247	Glenn VAN PARIJS	BEL	Tonykart	Bouvin Power	9	8:48.385	9.462	57.520	6	86,495	12
13	212	Glen VAN DROOGENBROEK	BEL	Tonykart	Daems Racing	9	8:48.690	9.767	57.763	9	86,131	13
14	263	Tobias HOLM	DNK	Tonykart	RS Competition	9	8:50.769	11.846	57.854	6	85,996	14
15	268	Cecile MARTINI	FRA	Sodikart	Martini Racing Kart	9	8:50.942	12.019	57.911	6	85,911	15
16	235	Petr FULIN	CZE	OK1	OK1 Racing Team	9	8:51.733	12.810	58.071	7	85,674	16
17	228	Eugene DENYSSEN	ZAF	Alonso	Dan Holland Racing		0.190	9 Laps		0	-	17

Not classified

DQ	319	Abdullah AL RAWAHI	OMA	DR	Msport Karting	9	8:49.376	DQ	57.631	6	86,329	20
----	-----	--------------------	-----	----	----------------	---	----------	----	--------	---	--------	----

## Announcements

These results are provisional until the conclusion of any judicial and technical matters

Started: 18 Classified: 17 Not classified: 1

No. 319 excluded from heat 1 / reason technical non conformity

Margin of Victory	Ø km/h	Best Lap Tm	km/h	Best Lap by
0.128	86,288	57.095	87,139	231 - Pierce LEHANE

Official Timing [www.camp-company.de](http://www.camp-company.de) / [www.motorsport-events.se](http://www.motorsport-events.se)

Orbits

Timekeeping Ingrid and Meik Wagner:

Clerk of the course Nigel Edwards:

[www.mylaps.com](http://www.mylaps.com)

Steward (Chairman) Ian Watson:

Chief Scrutineer Paul Klaassen:

Licensed to: Motorsport Events

Printed: 2013-07-20 11:24:12

posted at:

h





# Rotax Euro Challenge 2013 PF Int. / GBR

Rotax Seniors

PF International / England 1,382 Km

RACE 1 Qualifying Heat 1 A-B

2013-07-20 10:10

Race (9 Laps) started at 10:12:37

Lap	Time of Day	Lap Tm	Diff	S1 Tm	S2 Tm	S3 Tm	Lap	Time of Day	Lap Tm	Diff	S1 Tm	S2 Tm	S3 Tm
<b>(212) Glen VAN DROOGENBROEK</b>													
1	10:13:40.726	1:03.425	+5.662	25.382	18.749	19.294							
2	10:14:40.046	59.320	+1.557	20.799	19.258	19.263							
3	10:15:37.935	57.889	+0.126	20.477	18.282	19.130							
4	10:16:36.194	58.259	+0.496	20.956	18.251	19.052							
5	10:17:34.363	58.169	+0.406	20.777	18.305	19.087							
6	10:18:32.189	57.826	+0.063	20.555	<b>18.158</b>	19.113							
7	10:19:30.128	57.939	+0.176	20.583	18.386	18.970							
8	10:20:27.937	57.809	+0.046	20.589	18.256	<b>18.964</b>							
9	10:21:25.700	<b>57.763</b>		<b>20.465</b>	18.202	19.096							
<b>(319) Abdullah AL RAWAHI</b>													
1	10:13:39.934	1:02.348	+4.717	22.950	20.243	19.155							
2	10:14:39.124	59.190	+1.559	20.998	19.020	19.172							
3	10:15:37.810	58.686	+1.055	20.636	18.488	19.562							
4	10:16:36.034	58.224	+0.593	20.721	18.435	19.068							
5	10:17:35.232	59.198	+1.567	21.538	18.557	19.103							
6	10:18:32.863	<b>57.631</b>		<b>20.465</b>	<b>18.248</b>	<b>18.918</b>							
7	10:19:30.635	57.772	+0.141	20.494	18.264	19.014							
8	10:20:28.383	57.748	+0.117	20.466	18.265	19.017							
9	10:21:26.386	58.003	+0.372	20.571	18.315	19.117							
<b>(263) Tobias HOLM</b>													
1	10:13:39.064	1:01.574	+3.720	23.077	19.279	19.218							
2	10:14:39.588	1:00.524	+2.670	22.042	19.436	19.046							
3	10:15:37.867	58.279	+0.425	20.620	18.446	19.213							
4	10:16:37.206	59.339	+1.485	21.342	18.962	19.035							
5	10:17:35.521	58.315	+0.461	20.743	18.488	19.084							
6	10:18:33.375	<b>57.854</b>		20.513	18.438	<b>18.903</b>							
7	10:19:31.601	58.226	+0.372	<b>20.510</b>	18.463	19.253							
8	10:20:29.611	58.010	+0.156	20.620	<b>18.401</b>	18.989							
9	10:21:27.779	58.168	+0.314	20.564	18.505	19.099							
<b>(268) Cecile MARTINI</b>													
1	10:13:40.675	1:03.069	+5.158	23.829	19.703	19.537							
2	10:14:40.417	59.742	+1.831	21.306	19.272	19.164							
3	10:15:38.823	58.406	+0.495	20.623	18.727	19.056							
4	10:16:37.477	58.654	+0.743	20.793	18.700	19.161							
5	10:17:36.025	58.548	+0.637	20.874	18.431	19.243							
6	10:18:33.936	<b>57.911</b>		20.618	<b>18.231</b>	19.062							
7	10:19:31.867	57.931	+0.020	<b>20.568</b>	18.438	<b>18.925</b>							
8	10:20:29.849	57.982	+0.071	20.626	18.354	19.002							
9	10:21:27.952	58.103	+0.192	20.603	18.453	19.047							
<b>(235) Petr FULIN</b>													
1	10:13:39.823	1:02.135	+4.064	22.969	19.838	19.328							
2	10:14:39.473	59.650	+1.579	21.052	19.471	19.127							
3	10:15:38.193	58.720	+0.649	20.929	18.766	19.025							
4	10:16:37.085	58.892	+0.821	20.967	18.807	19.118							
5	10:17:35.796	58.711	+0.640	21.092	<b>18.460</b>	19.159							
6	10:18:34.098	58.302	+0.231	20.576	18.701	19.025							
7	10:19:32.169	<b>58.071</b>		20.517	18.568	<b>18.986</b>							
8	10:20:30.565	58.396	+0.325	20.624	18.642	19.130							
9	10:21:28.743	58.178	+0.107	<b>20.513</b>	18.626	19.039							



# Rotax Euro Challenge 2013 PF Int. / GBR

Rotax Seniors

PF International / England 1,382 Km

RACE 2 Qualifying Heat 2 C-D

2013-07-20 10:30

Race (9 Laps) started at 10:32:52

Pos	No.	Name	Nat.	Chassis	Race Team	Laps	Total Tm	Diff	Best Tm	In Lap	km/h	Points
1	222	Harry WEBB	GBR	Tonykart	Strawberry Racing	9	8:43.745		57.188	5	86,997	0
2	217	Maximilian WEINZIERL	AUT	Alonso	Dan Holland Racing	9	8:44.926	1.181	57.409	5	86,662	2
3	221	Jan JONCK	DNK	Tonykart	RS Competition	9	8:45.156	1.411	57.650	5	86,300	3
4	214	Petr BEZEL	CZE	MS Kart	MS Kart Racing Team	9	8:45.731	1.986	57.753	8	86,146	4
5	316	Joshua COLLINGS	GBR	CRG	Global Karting	9	8:46.229	2.484	57.533	9	86,476	5
6	255	Ludvig MORIN	SWE	Kosmic	Paul Carr Racing	9	8:48.112	4.367	57.812	7	86,058	6
7	218	Antoine BARTHON	FRA	Formula K	FK Racing Team AB Ltd	9	8:48.180	4.435	58.059	9	85,692	7
8	321	Mark LITCHFIELD	GBR	Kosmic	Paul Carr Racing	9	8:48.250	4.505	57.617	5	86,350	8
9	309	Zachary DE MELO	CAN	Tonykart	RL Racing Dept UK Ltd	9	8:48.309	4.564	57.584	9	86,399	9
10	202	Edward BRAND	GBR	Intrepid	Intrepid Driver Program	9	8:49.856	6.111	57.427	7	86,635	10
11	208	Jiri FORMAN	CZE	Tonykart	Protrain Racing	9	8:51.246	7.501	58.034	6	85,729	11
12	264	Jules COUSIN	FRA	FA Kart	DSS Kart	9	8:51.393	7.648	57.750	6	86,151	12
13	244	Alfredo ZABALZA	MEX	Kosmic	Paul Carr Racing	9	8:51.631	7.886	57.750	7	86,151	13
14	239	Niklas TIIHONEN	FIN	Formula K	FK Racing Team AB Ltd	9	8:51.839	8.094	58.208	5	85,473	14
15	285	Boris KOLFF	NLD	FA Kart	Team TKP	9	8:52.728	8.983	58.286	9	85,358	15
16	227	Ryo HIROOKA	JPN	Intrepid	Intrepid Driver Program	9	9:17.045	33.300	57.794	6	86,085	16
17	281	Antoni PTAK	USA	Birel	KMS Hungary	9	9:17.221	33.476	58.368	7	85,238	17
18	317	Nico RINDLISBACHER	CHE	Birel	Spirit Racing	1	1:02.697	8 Laps	1:02.199	1	79,988	18

## Announcements

These results are provisional until the conclusion of any judicial and technical matters

Started: 18 Classified: 18 Not classified: 0

Margin of Victory	Ø km/h	Best Lap Tm	km/h	Best Lap by
1.181	85,494	57.188	86,997	222 - Harry WEBB

Official Timing [www.camp-company.de](http://www.camp-company.de) / [www.motorsport-events.se](http://www.motorsport-events.se)

Orbits

Timekeeping Ingrid and Meik Wagner:

Clerk of the course Nigel Edwards:

[www.mylaps.com](http://www.mylaps.com)

Steward (Chairman) Ian Watson:

Chief Scrutineer Paul Klaassen:

Licensed to: Motorsport Events

Printed: 2013-07-20 10:44:21

posted at:

h





# Rotax Euro Challenge 2013 PF Int. / GBR

Rotax Seniors

PF International / England 1,382 Km

RACE 2 Qualifying Heat 2 C-D

2013-07-20 10:30

Race (9 Laps) started at 10:32:52

Lap	Time of Day	Lap Tm	Diff	S1 Tm	S2 Tm	S3 Tm	Lap	Time of Day	Lap Tm	Diff	S1 Tm	S2 Tm	S3 Tm
<b>(244) Alfredo ZABALZA</b>													
1	10:33:54.603	1:01.866	+4.116	23.741	18.908	19.217							
2	10:34:53.445	58.842	+1.092	20.529	19.101	19.212							
3	10:35:52.114	58.669	+0.919	20.836	18.781	19.052							
4	10:36:52.576	1:00.462	+2.712	20.839	18.870	20.753							
5	10:37:51.359	58.783	+1.033	20.735	19.029	19.019							
6	10:38:50.093	58.734	+0.984	20.713	18.945	19.076							
7	10:39:47.843	<b>57.750</b>		20.425	<b>18.412</b>	<b>18.913</b>							
8	10:40:45.755	57.912	+0.162	<b>20.422</b>	18.434	19.056							
9	10:41:43.984	58.229	+0.479	20.529	18.744	18.956							

<b>(239) Niklas TIIHONEN</b>													
1	10:33:54.260	1:01.601	+3.393	23.542	18.930	19.129							
2	10:34:53.014	58.754	+0.546	20.642	18.948	19.164							
3	10:35:51.381	58.367	+0.159	20.596	18.492	19.279							
4	10:36:51.430	1:00.049	+1.841	21.411	19.124	19.514							
5	10:37:49.638	<b>58.208</b>		20.622	<b>18.482</b>	19.104							
6	10:38:48.365	58.727	+0.519	20.664	18.789	19.274							
7	10:39:46.819	58.454	+0.246	20.581	18.812	19.061							
8	10:40:45.545	58.726	+0.518	<b>20.434</b>	19.150	19.142							
9	10:41:44.192	58.647	+0.439	20.734	18.887	<b>19.026</b>							

<b>(285) Boris KOLFF</b>													
1	10:33:56.487	1:03.201	+4.915	24.937	18.920	19.344							
2	10:34:55.237	58.750	+0.464	20.665	18.580	19.505							
3	10:35:54.040	58.803	+0.517	20.884	18.848	19.071							
4	10:36:52.682	58.642	+0.356	20.866	18.640	19.136							
5	10:37:51.230	58.548	+0.262	20.761	18.730	19.057							
6	10:38:49.874	58.644	+0.358	20.730	18.807	19.107							
7	10:39:48.456	58.582	+0.296	20.841	18.588	19.153							
8	10:40:46.795	58.339	+0.053	<b>20.660</b>	18.571	19.108							
9	10:41:45.081	<b>58.286</b>		20.761	<b>18.477</b>	<b>19.048</b>							

<b>(227) Ryo HIROOKA</b>													
1	10:34:23.869	1:30.905	+33.111	51.755	19.747	19.403							
2	10:35:22.472	58.603	+0.809	20.988	18.515	19.100							
3	10:36:20.939	58.467	+0.673	20.768	18.355	19.344							
4	10:37:19.268	58.329	+0.535	20.711	18.414	19.204							
5	10:38:17.426	58.158	+0.364	20.736	18.308	19.114							
6	10:39:15.220	<b>57.794</b>		20.710	<b>18.181</b>	18.903							
7	10:40:13.084	57.864	+0.070	20.700	18.262	<b>18.902</b>							
8	10:41:10.984	57.900	+0.106	<b>20.584</b>	18.309	19.007							
9	10:42:09.398	58.414	+0.620	20.846	18.460	19.108							

<b>(281) Antoni PTAK</b>													
1	10:34:20.678	1:27.588	+29.220	48.913	19.250	19.425							
2	10:35:19.570	58.892	+0.524	20.985	18.725	19.182							
3	10:36:18.296	58.726	+0.358	20.896	18.693	19.137							
4	10:37:16.935	58.639	+0.271	20.927	18.541	19.171							
5	10:38:15.438	58.503	+0.135	<b>20.823</b>	18.545	19.135							
6	10:39:13.999	58.561	+0.193	20.894	18.476	19.191							
7	10:40:12.367	<b>58.368</b>		20.864	<b>18.449</b>	<b>19.055</b>							
8	10:41:10.790	58.423	+0.055	20.868	18.495	19.060							
9	10:42:09.574	58.784	+0.416	21.049	18.560	19.175							

<b>(317) Nico RINDLISBACHER</b>													
1	10:33:55.050	<b>1:02.199</b>		24.097	<b>18.721</b>	<b>19.381</b>							





# Rotax Euro Challenge 2013 PF Int. / GBR

Rotax Seniors

PF International / England 1,382 Km

RACE 7 Qualifying Heat 3 A-E

**-NEW 2-**

2013-07-20 12:10

Race (9 Laps) started at 12:12:31

Pos	No.	Name	Nat.	Chassis	Race Team	Laps	Total Tm	Diff	Best Tm	In Lap	km/h	Points
1	266	Connor JUPP	GBR	Alonso	Dan Holland Racing	9	8:40.511		57.497	7	86,530	0
2	270	Oliver MYERS	GBR	Tonykart	Coles Racing	9	8:42.154	1.643	57.322	7	86,794	2
3	279	Luke VARLEY	GBR	Birel	KMS Hungary	9	8:42.353	1.842	57.193	7	86,990	3
4	314	Max AITKEN	GBR	Tonykart	Strawberry Racing	9	8:43.011	2.500	57.283	6	86,853	4
5	225	Kyle FOWLIE	GBR	Tonykart	Strawberry Racing	9	8:43.144	2.633	57.179	6	87,011	5
6	315	John STEWART	GBR	Gillard	ST Racing	9	8:43.313	2.802	57.129	6	87,087	6
7	260	Charlie TURNER	GBR	Tonykart	Coles Racing	9	8:43.502	2.991	57.306	8	86,818	7
8	206	Philip MORIN	SWE	Alonso	Dan Holland Racing	9	8:43.867	3.356	57.348	4	86,755	8
9	283	Joey VAN SPLUNTEREN	NLD	Gillard	DFK Racing Team	9	8:43.978	3.467	57.536	6	86,471	9
10	212	Glen VAN DROOGENBROEK	BEL	Tonykart	Daems Racing	9	8:45.185	4.674	57.504	7	86,519	10
11	207	Bas DE LAAT	NLD	Gillard	PDB Kart Racing	9	8:45.504	4.993	57.466	7	86,576	11
12	237	Sten Dorian PIIRIMAGI	EST	Tonykart	Aix Racing Team	9	8:45.705	5.194	57.396	6	86,682	12
13	259	Max RENBERG	SWE	Tonykart	Renbergs Racing	9	8:48.166	7.655	57.357	4	86,741	13
14	226	Jessica BACKMAN	SWE	Tonykart	Strawberry Racing	9	8:49.363	8.852	57.543	7	86,461	14
15	319	Abdullah AL RAWAHI	OMA	DR	Msport Karting	9	8:50.272	9.761	57.765	8	86,128	15
16	313	Masaomi KANDA	JPN	Kosmic	Paul Carr Racing	9	8:59.061	18.550	57.810	8	86,061	16
17	312	Luke KNOTT	GBR	Tonykart	RL Racing Dept UK Ltd	7	6:47.696	2 Laps	57.326	6	86,788	17

## Announcements

These results are provisional until the conclusion of any judicial and technical matters

Started: 17 Classified: 17 Not classified: 0

Penalty against 266 (jump start) was rescinded

No. 313 time penalty 10 sec. / unfair driving

Margin of Victory	Ø km/h	Best Lap Tm	km/h	Best Lap by
1.643	86,025	57.129	87,087	315 - John STEWART

Official Timing [www.camp-company.de](http://www.camp-company.de) / [www.motorsport-events.se](http://www.motorsport-events.se)

Orbits

Timekeeping Ingrid and Meik Wagner:

Clerk of the course Nigel Edwards:

[www.mylaps.com](http://www.mylaps.com)

Steward (Chairman) Ian Watson:

Chief Scrutineer Paul Klaassen:

Licensed to: Motorsport Events

Printed: 2013-07-20 13:14:44

posted at:

h



Rotax Euro Challenge 2013 PF Int. / GBR

Rotax Seniors

PF International / England 1,382 Km

RACE 7 Qualifying Heat 3 A-E

2013-07-20 12:10

Race (9 Laps) started at 12:12:31

Lap	Time of Day	Lap Tm	Diff	S1 Tm	S2 Tm	S3 Tm
<b>(270) Oliver MYERS</b>						
1	12:13:31.091	58.974	+1.652	21.637	18.471	<b>18.866</b>
2	12:14:28.829	57.738	+0.416	20.571	18.243	18.924
3	12:15:26.245	57.416	+0.094	20.338	18.119	18.959
4	12:16:23.600	57.355	+0.033	20.376	<b>18.029</b>	18.950
5	12:17:21.105	57.505	+0.183	20.407	18.196	18.902
6	12:18:19.162	58.057	+0.735	20.999	18.181	18.877
7	12:19:16.484	<b>57.322</b>		<b>20.306</b>	18.126	18.890
8	12:20:15.041	58.557	+1.235	20.344	19.282	18.931
9	12:21:14.134	59.093	+1.771	20.748	19.132	19.213

<b>(279) Luke VARLEY</b>						
1	12:13:32.183	1:00.137	+2.944	22.031	19.094	19.012
2	12:14:30.893	58.710	+1.517	20.694	19.051	18.965
3	12:15:28.392	57.499	+0.306	20.561	18.150	18.788
4	12:16:25.895	57.503	+0.310	20.594	18.117	18.792
5	12:17:23.155	57.260	+0.067	20.462	17.985	18.813
6	12:18:20.387	57.232	+0.039	20.507	<b>18.728</b>	
7	12:19:17.580	<b>57.193</b>		<b>20.358</b>	<b>17.976</b>	18.859
8	12:20:15.107	57.527	+0.334	20.458	18.193	18.876
9	12:21:14.333	59.226	+2.033	20.865	19.282	19.079

<b>(314) Max AITKEN</b>						
1	12:13:31.912	59.720	+2.437	21.743	18.973	19.004
2	12:14:29.913	58.001	+0.718	20.536	18.456	19.009
3	12:15:27.413	57.500	+0.217	20.497	<b>18.074</b>	18.929
4	12:16:25.168	57.755	+0.472	20.526	18.154	19.075
5	12:17:22.934	57.766	+0.483	20.669	18.192	18.905
6	12:18:20.217	<b>57.283</b>		<b>20.298</b>	18.127	18.858
7	12:19:17.760	57.543	+0.260	20.397	18.311	<b>18.835</b>
8	12:20:15.265	57.505	+0.222	20.359	18.219	18.927
9	12:21:14.991	59.726	+2.443	20.818	19.616	19.292

<b>(225) Kyle FOWLIE</b>						
1	12:13:34.361	1:02.076	+4.897	22.207	20.914	18.955
2	12:14:31.994	57.633	+0.454	20.497	18.239	18.897
3	12:15:29.439	57.445	+0.266	20.586	18.080	18.779
4	12:16:26.798	57.359	+0.180	20.357	18.155	18.847
5	12:17:24.030	57.232	+0.053	<b>20.305</b>	18.178	<b>18.749</b>
6	12:18:21.209	<b>57.179</b>		20.405	18.014	18.760
7	12:19:18.399	57.190	+0.011	20.395	<b>17.993</b>	18.802
8	12:20:15.628	57.229	+0.050	20.347	18.086	18.796
9	12:21:15.124	59.496	+2.317	20.546	19.752	19.198

<b>(315) John STEWART</b>						
1	12:13:31.802	59.666	+2.537	21.688	18.973	19.005
2	12:14:29.808	58.006	+0.877	20.756	18.247	19.003
3	12:15:27.867	58.059	+0.930	20.940	18.259	18.860
4	12:16:25.340	57.473	+0.344	20.493	18.153	18.827
5	12:17:22.646	57.306	+0.177	20.426	18.048	18.832
6	12:18:19.775	<b>57.129</b>		20.367	<b>17.958</b>	18.804
7	12:19:16.914	57.139	+0.010	20.278	18.061	<b>18.800</b>
8	12:20:14.661	57.747	+0.618	<b>20.260</b>	18.560	18.927
9	12:21:15.293	1:00.632	+3.503	22.139	19.280	19.213

<b>(260) Charlie TURNER</b>						
1	12:13:32.394	1:00.178	+2.872	21.961	19.194	19.023
2	12:14:31.449	59.055	+1.749	20.516	19.499	19.040
3	12:15:29.243	57.794	+0.488	20.371	18.564	18.859
4	12:16:26.660	57.417	+0.111	20.333	18.247	18.837
5	12:17:24.346	57.686	+0.380	20.330	18.522	18.834
6	12:18:22.033	57.687	+0.381	<b>20.240</b>	18.630	<b>18.817</b>
7	12:19:19.528	57.495	+0.189	20.293	18.323	18.879
8	12:20:16.834	<b>57.306</b>		20.347	<b>18.111</b>	18.848
9	12:21:15.482	58.648	+1.342	20.472	18.891	19.285

<b>(206) Philip MORIN</b>						
1	12:13:31.011	58.933	+1.585	21.516	18.361	19.056
2	12:14:29.329	58.318	+0.970	21.007	18.263	19.048
3	12:15:26.697	57.368	+0.020	20.290	18.204	18.874
4	12:16:24.045	<b>57.348</b>		20.288	18.144	18.916
5	12:17:21.393	<b>57.348</b>		20.357	18.153	<b>18.838</b>
6	12:18:19.103	57.710	+0.362	20.648	<b>18.012</b>	19.050
7	12:19:16.570	57.467	+0.119	<b>20.249</b>	18.365	18.853
8	12:20:14.605	58.035	+0.687	20.362	18.718	18.955
9	12:21:15.847	1:01.242	+3.894	21.518	19.540	20.184

<b>(283) Joey VAN SPLUNTEREN</b>						
1	12:13:32.589	1:00.261	+2.725	22.004	19.159	19.098
2	12:14:31.874	59.285	+1.749	20.523	19.737	19.025
3	12:15:30.034	58.160	+0.624	20.962	18.180	19.018
4	12:16:27.600	57.566	+0.030	20.468	18.131	18.967
5	12:17:25.157	57.557	+0.021	20.572	<b>18.053</b>	18.932
6	12:18:22.693	<b>57.536</b>		<b>20.446</b>	18.188	<b>18.902</b>
7	12:19:20.313	57.620	+0.084	20.611	18.053	18.956
8	12:20:18.054	57.741	+0.205	20.617	18.094	19.030
9	12:21:15.958	57.904	+0.368	20.628	18.136	19.140

<b>(212) Glen VAN DROOGENBROEK</b>						
1	12:13:35.265	1:02.910	+5.406	22.734	20.892	19.284
2	12:14:33.244	57.979	+0.475	20.598	18.327	19.054
3	12:15:30.945	57.701	+0.197	20.664	18.066	18.971
4	12:16:28.634	57.689	+0.185	<b>20.492</b>	18.191	19.006
5	12:17:26.341	57.707	+0.203	20.610	18.106	18.991
6	12:18:24.028	57.687	+0.183	20.579	18.134	18.974
7	12:19:21.532	<b>57.504</b>		20.530	<b>18.062</b>	<b>18.912</b>
8	12:20:19.396	57.864	+0.360	20.754	18.138	18.972
9	12:21:17.165	57.769	+0.265	20.600	18.125	19.044

<b>(207) Bas DE LAAT</b>						
1	12:13:35.518	1:03.251	+5.785	22.538	21.444	19.269
2	12:14:33.483	57.965	+0.499	20.557	18.484	18.924
3	12:15:31.170	57.687	+0.221	20.617	<b>18.007</b>	19.063
4	12:16:29.250	58.080	+0.614	20.500	18.657	<b>18.923</b>
5	12:17:26.801	57.551	+0.085	20.503	18.070	18.978
6	12:18:24.343	57.542	+0.076	20.512	18.100	18.930
7	12:19:21.809	<b>57.466</b>		<b>20.458</b>	18.029	18.979
8	12:20:19.733	57.924	+0.458	20.705	18.282	18.937
9	12:21:17.484	57.751	+0.285	20.476	18.165	19.110

<b>(237) Sten Dorian PIIRIMAGI</b>						
1	12:13:35.816	1:03.208	+5.812	22.761	20.982	19.465
2	12:14:33.970	58.154	+0.758	20.557	18.404	19.193
3	12:15:31.549	57.579	+0.183	20.509	18.061	19.009
4	12:16:29.487	57.938	+0.542	20.523	18.401	19.014
5	12:17:27.091	57.604	+0.208	20.526	18.056	19.022
6	12:18:24.487	<b>57.396</b>		20.535	18.014	<b>18.847</b>
7	12:19:21.925	57.438	+0.042	<b>20.461</b>	<b>18.013</b>	18.964
8	12:20:19.954	58.029	+0.633	20.646	18.370	19.013
9	12:21:17.685	57.731	+0.335	20.486	18.116	19.129

<b>(259) Max RENBERG</b>						
1	12:13:38.745	1:06.239	+8.882	22.965	23.929	19.345
2	12:14:36.530	57.785	+0.428	20.416	18.305	19.064
3	12:15:34.489	57.959	+0.602	20.708	18.241	19.010
4	12:16:31.846	<b>57.357</b>		20.354	18.204	<b>18.799</b>
5	12:17:29.399	57.553	+0.196	<b>20.345</b>	18.335	18.873
6	12:18:27.081	57.682	+0.325	20.569	<b>18.194</b>	18.919
7	12:19:24.733	57.652	+0.295	20.440	18.251	18.961
8	12:20:22.488	57.755	+0.398	20.550	18.283	18.922
9	12:21:20.146	57.658	+0.301	20.476	18.288	18.894





# Rotax Euro Challenge 2013 PF Int. / GBR

Rotax Seniors

PF International / England 1,382 Km

RACE 7 Qualifying Heat 3 A-E

2013-07-20 12:10

Race (9 Laps) started at 12:12:31

Lap	Time of Day	Lap Tm	Diff	S1 Tm	S2 Tm	S3 Tm	Lap	Time of Day	Lap Tm	Diff	S1 Tm	S2 Tm	S3 Tm
<b>(313) Masaomi KANDA</b>													
1	12:13:34.846	1:02.262	+4.452	23.466	19.612	19.184							
2	12:14:32.862	58.016	+0.206	20.642	18.227	19.147							
3	12:15:30.820	57.958	+0.148	20.631	18.217	19.110							
4	12:16:30.075	59.255	+1.445	20.592	19.449	19.214							
5	12:17:28.549	58.474	+0.664	20.914	18.394	19.166							
6	12:18:26.833	58.284	+0.474	20.849	18.341	19.094							
7	12:19:25.204	58.371	+0.561	20.993	18.264	19.114							
8	12:20:23.014	<b>57.810</b>		20.624	<b>18.150</b>	<b>19.036</b>							
9	12:21:21.041	58.027	+0.217	<b>20.591</b>	18.236	19.200							
<b>(226) Jessica BACKMAN</b>													
1	12:13:37.762	1:05.328	+7.785	22.751	22.983	19.594							
2	12:14:36.440	58.678	+1.135	20.989	18.506	19.183							
3	12:15:34.952	58.512	+0.969	21.085	18.371	19.056							
4	12:16:32.908	57.956	+0.413	20.670	18.196	19.090							
5	12:17:30.615	57.707	+0.164	20.611	18.091	19.005							
6	12:18:28.226	57.611	+0.068	20.639	<b>18.073</b>	18.899							
7	12:19:25.769	<b>57.543</b>		20.564	18.134	<b>18.845</b>							
8	12:20:23.465	57.696	+0.153	<b>20.522</b>	18.293	18.881							
9	12:21:21.343	57.878	+0.335	20.624	18.163	19.091							
<b>(319) Abdullah AL RAWAHI</b>													
1	12:13:35.048	1:02.366	+4.601	23.526	19.567	19.273							
2	12:14:34.777	59.729	+1.964	20.673	19.510	19.546							
3	12:15:33.243	58.466	+0.701	20.873	18.486	19.107							
4	12:16:31.368	58.125	+0.360	20.689	18.384	19.052							
5	12:17:29.249	57.881	+0.116	20.573	18.318	<b>18.990</b>							
6	12:18:27.759	58.510	+0.745	20.917	18.404	19.189							
7	12:19:25.622	57.863	+0.098	20.603	<b>18.270</b>	18.990							
8	12:20:23.387	<b>57.765</b>		<b>20.446</b>	18.321	18.998							
9	12:21:22.252	58.865	+1.100	20.684	19.057	19.124							
<b>(266) Connor JUPP</b>													
1	12:13:30.303	58.323	+0.826	20.918	18.306	19.099							
2	12:14:28.227	57.924	+0.427	20.548	18.276	19.100							
3	12:15:25.869	57.642	+0.145	20.492	18.235	18.915							
4	12:16:23.401	57.532	+0.035	20.464	<b>18.155</b>	18.913							
5	12:17:21.259	57.858	+0.361	20.665	18.263	18.930							
6	12:18:18.786	57.527	+0.030	20.517	18.169	<b>18.841</b>							
7	12:19:16.283	<b>57.497</b>		<b>20.407</b>	18.173	18.917							
8	12:20:14.362	58.079	+0.582	20.496	18.705	18.878							
9	12:21:12.491	58.129	+0.632	20.410	18.195	19.524							
<b>(312) Luke KNOTT</b>													
1	12:13:33.631	1:01.213	+3.887	22.832	19.327	19.054							
2	12:14:31.554	57.923	+0.597	20.392	18.457	19.074							
3	12:15:29.063	57.509	+0.183	20.356	18.285	18.868							
4	12:16:27.152	58.089	+0.763	20.304	18.954	18.831							
5	12:17:24.493	57.341	+0.015	20.467	<b>18.089</b>	<b>18.785</b>							
6	12:18:21.819	<b>57.326</b>		<b>20.240</b>	18.239	18.847							
7	12:19:19.676	57.857	+0.531	20.462	18.528	18.867							

Timekeeping Ingrid and Meik Wagner:

Clerk of the course Nigel Edwards:

Steward (Chairman) Ian Watson:

Chief Scrutineer Paul Klaassen:

Licensed to: Motorsport Events



# Rotax Euro Challenge 2013 PF Int. / GBR

Rotax Seniors

PF International / England 1,382 Km

RACE 8 Qualifying Heat 4 B-C

**-NEW-**

2013-07-20 12:30

Race (9 Laps) started at 12:33:51

Pos	No.	Name	Nat.	Chassis	Race Team	Laps	Total Tm	Diff	Best Tm	In Lap	km/h	Points
1	234	Charlie EASTWOOD	IRL	Tonykart	Strawberry Racing	9	8:41.249		57.094	4	87,141	0
2	202	Edward BRAND	GBR	Intrepid	Intrepid Driver Program	9	8:41.449	0.200	57.355	3	86,744	2
3	276	Martin HENCKEL MORTENS	DNK	Tonykart	RS Competition	9	8:41.701	0.452	57.237	6	86,923	3
4	321	Mark LITCHFIELD	GBR	Kosmic	Paul Carr Racing	9	8:41.872	0.623	57.155	3	87,048	4
5	231	Pierce LEHANE	AUS	Alonso	Dan Holland Racing	9	8:42.034	0.785	57.518	6	86,498	5
6	228	Eugene DENYSSEN	ZAF	Alonso	Dan Holland Racing	9	8:42.667	1.418	57.211	4	86,962	6
7	309	Zachary DE MELO	CAN	Tonykart	RL Racing Dept UK Ltd	9	8:42.788	1.539	57.291	7	86,841	7
8	264	Jules COUSIN	FRA	FA Kart	DSS Kart	9	8:43.139	1.890	57.308	4	86,815	8
9	247	Glenn VAN PARIJS	BEL	Tonykart	Bouvin Power	9	8:43.232	1.983	57.357	6	86,741	9
10	221	Jan JONCK	DNK	Tonykart	RS Competition	9	8:43.376	2.127	57.223	7	86,944	10
11	236	Jack WEPRIN	USA	Alonso	Dan Holland Racing	9	8:43.621	2.372	57.390	3	86,691	11
12	235	Petr FULIN	CZE	OK1	OK1 Racing Team	9	8:49.099	7.850	57.845	4	86,009	12
13	263	Tobias HOLM	DNK	Tonykart	RS Competition	9	8:49.293	8.044	58.100	3	85,632	13
14	285	Boris KOLFF	NLD	FA Kart	Team TKP	9	8:49.835	8.586	58.045	7	85,713	14
15	317	Nico RINDLISBACHER	CHE	Birel	Spirit Racing	9	8:51.343	10.094	57.960	5	85,839	15
16	268	Cecile MARTINI	FRA	Sodikart	Martini Racing Kart	9	8:51.483	10.234	58.036	3	85,726	16
17	316	Joshua COLLINGS	GBR	CRG	Global Karting	9	8:52.394	11.145	57.196	6	86,985	17
18	281	Antoni PTAK	USA	Birel	KMS Hungary	2	2:11.648	7 Laps	59.477	2	83,649	18

## Announcements

These results are provisional until the conclusion of any judicial and technical matters

No. 281 time penalty 10 sec. / leaving corridor

No. 285 warning board

Started: 18 Classified: 18 Not classified: 0

No. 316 time penalty 10 sec. / reason unfair driving

Margin of Victory	Ø km/h	Best Lap Tm	km/h	Best Lap by
0.200	85,903	57.094	87,141	234 - Charlie EASTWOOD

Official Timing [www.camp-company.de](http://www.camp-company.de) / [www.motorsport-events.se](http://www.motorsport-events.se)

Orbits

Timekeeping Ingrid and Meik Wagner:

Clerk of the course Nigel Edwards:

[www.mylaps.com](http://www.mylaps.com)

Steward (Chairman) Ian Watson:

Chief Scrutineer Paul Klaassen:

Licensed to: Motorsport Events

Printed: 2013-07-20 14:37:00

posted at:

h



# Rotax Euro Challenge 2013 PF Int. / GBR

Rotax Seniors

PF International / England 1,382 Km

RACE 8 Qualifying Heat 4 B-C

2013-07-20 12:30

Race (9 Laps) started at 12:33:51

Lap	Time of Day	Lap Tm	Diff	S1 Tm	S2 Tm	S3 Tm
<b>(234) Charlie EASTWOOD</b>						
1	12:34:50.681	59.417	+2.323	22.023	18.549	18.845
2	12:35:48.564	57.883	+0.789	20.775	18.241	18.867
3	12:36:45.788	57.224	+0.130	20.353	18.043	18.828
4	12:37:42.882	<b>57.094</b>		20.310	<b>17.964</b>	18.820
5	12:38:40.057	57.175	+0.081	<b>20.235</b>	18.155	<b>18.785</b>
6	12:39:37.451	57.394	+0.300	20.556	18.019	18.819
7	12:40:35.425	57.974	+0.880	20.290	18.168	19.516
8	12:41:33.598	58.173	+1.079	20.568	18.523	19.082
9	12:42:32.291	58.693	+1.599	20.925	18.845	18.923

Lap	Time of Day	Lap Tm	Diff	S1 Tm	S2 Tm	S3 Tm
<b>(202) Edward BRAND</b>						
1	12:34:49.865	58.729	+1.374	21.338	18.343	19.048
2	12:35:47.503	57.638	+0.283	20.509	18.211	18.918
3	12:36:44.858	<b>57.355</b>		<b>20.367</b>	<b>18.049</b>	18.939
4	12:37:42.285	57.427	+0.072	20.428	18.101	18.898
5	12:38:39.663	57.378	+0.023	20.398	18.051	18.929
6	12:39:37.108	57.445	+0.090	20.486	18.103	<b>18.856</b>
7	12:40:35.277	58.169	+0.814	20.436	18.497	19.236
8	12:41:33.667	58.390	+1.035	20.605	18.567	19.218
9	12:42:32.491	58.824	+1.469	20.937	18.948	18.939

Lap	Time of Day	Lap Tm	Diff	S1 Tm	S2 Tm	S3 Tm
<b>(276) Martin HENCKEL MORTENSEN</b>						
1	12:34:50.905	59.572	+2.335	21.826	18.838	18.908
2	12:35:48.746	57.841	+0.604	20.743	18.224	18.874
3	12:36:46.571	57.825	+0.588	20.465	18.489	18.871
4	12:37:43.949	57.378	+0.141	20.277	18.206	18.895
5	12:38:41.744	57.795	+0.558	20.332	18.590	18.873
6	12:39:38.981	<b>57.237</b>		<b>20.256</b>	18.131	<b>18.850</b>
7	12:40:36.231	57.250	+0.013	20.294	<b>18.071</b>	18.885
8	12:41:34.272	58.041	+0.804	20.396	18.675	18.970
9	12:42:32.743	58.471	+1.234	20.595	18.836	19.040

Lap	Time of Day	Lap Tm	Diff	S1 Tm	S2 Tm	S3 Tm
<b>(321) Mark LITCHFIELD</b>						
1	12:34:49.720	58.652	+1.497	21.263	18.384	19.005
2	12:35:47.839	58.119	+0.964	21.120	18.952	18.952
3	12:36:44.994	<b>57.155</b>		20.378	<b>17.947</b>	<b>18.830</b>
4	12:37:42.429	57.435	+0.280	20.390	18.146	18.899
5	12:38:39.870	57.441	+0.286	<b>20.324</b>	18.180	18.937
6	12:39:37.888	58.018	+0.863	20.839	18.321	18.858
7	12:40:35.739	57.851	+0.696	20.394	18.258	19.199
8	12:41:33.892	58.153	+0.998	20.685	18.396	19.072
9	12:42:32.914	59.022	+1.867	21.187	18.740	19.095

Lap	Time of Day	Lap Tm	Diff	S1 Tm	S2 Tm	S3 Tm
<b>(231) Pierce LEHANE</b>						
1	12:34:49.393	58.351	+0.833	21.014	18.209	19.128
2	12:35:47.105	57.712	+0.194	20.536	18.237	18.939
3	12:36:44.698	57.593	+0.075	20.510	18.140	18.943
4	12:37:42.576	57.878	+0.360	20.880	18.205	<b>18.793</b>
5	12:38:40.438	57.862	+0.344	<b>20.325</b>	18.689	18.848
6	12:39:37.956	<b>57.518</b>		20.389	18.330	18.799
7	12:40:35.499	57.543	+0.025	20.384	<b>18.099</b>	19.060
8	12:41:35.165	59.666	+2.148	20.999	19.646	19.021
9	12:42:33.076	57.911	+0.393	20.393	18.462	19.056

Lap	Time of Day	Lap Tm	Diff	S1 Tm	S2 Tm	S3 Tm
<b>(316) Joshua COLLINGS</b>						
1	12:34:51.165	59.952	+2.756	22.359	18.638	18.955
2	12:35:49.086	57.921	+0.725	20.569	18.509	18.843
3	12:36:46.439	57.353	+0.157	<b>20.252</b>	18.250	18.851
4	12:37:44.137	57.698	+0.502	20.286	18.539	18.873
5	12:38:41.568	57.431	+0.235	20.271	18.327	18.833
6	12:39:38.764	<b>57.196</b>		20.326	18.068	18.802
7	12:40:35.981	57.217	+0.021	20.378	<b>18.045</b>	<b>18.794</b>
8	12:41:34.482	58.501	+1.305	20.579	18.853	19.069
9	12:42:33.436	58.954	+1.758	20.674	19.192	19.088

Lap	Time of Day	Lap Tm	Diff	S1 Tm	S2 Tm	S3 Tm
<b>(228) Eugene DENYSSEN</b>						
1	12:34:50.560	59.379	+2.168	21.576	18.701	19.102
2	12:35:50.594	1:00.034	+2.823	20.861	19.503	19.670
3	12:36:48.502	57.908	+0.697	20.391	18.583	18.934
4	12:37:45.713	<b>57.211</b>		<b>20.172</b>	<b>18.104</b>	18.935
5	12:38:43.056	57.343	+0.132	20.286	18.132	18.925
6	12:39:40.349	57.293	+0.082	20.235	18.170	<b>18.888</b>
7	12:40:37.701	57.352	+0.141	20.266	18.148	18.938
8	12:41:35.982	58.281	+1.070	20.300	18.718	19.263
9	12:42:33.709	57.727	+0.516	20.470	18.193	19.064

Lap	Time of Day	Lap Tm	Diff	S1 Tm	S2 Tm	S3 Tm
<b>(309) Zachary DE MELO</b>						
1	12:34:52.362	1:00.822	+3.531	22.522	19.090	19.210
2	12:35:50.280	57.918	+0.627	20.437	18.228	19.253
3	12:36:47.801	57.521	+0.230	20.395	18.207	18.919
4	12:37:45.303	57.502	+0.211	20.470	18.205	18.827
5	12:38:42.758	57.455	+0.164	20.342	18.266	18.847
6	12:39:40.128	57.370	+0.079	20.412	<b>18.108</b>	18.850
7	12:40:37.419	<b>57.291</b>		20.345	18.125	<b>18.821</b>
8	12:41:36.097	58.678	+1.387	<b>20.335</b>	18.846	19.497
9	12:42:33.830	57.733	+0.442	20.424	18.238	19.071

Lap	Time of Day	Lap Tm	Diff	S1 Tm	S2 Tm	S3 Tm
<b>(264) Jules COUSIN</b>						
1	12:34:51.793	1:00.495	+3.187	22.449	18.946	19.100
2	12:35:49.732	57.939	+0.631	20.558	18.399	19.982
3	12:36:47.295	57.563	+0.255	20.472	18.138	18.953
4	12:37:44.603	<b>57.308</b>		<b>20.279</b>	18.051	18.978
5	12:38:42.475	57.872	+0.564	20.360	18.426	19.086
6	12:39:39.879	57.404	+0.096	20.439	<b>18.035</b>	<b>18.930</b>
7	12:40:37.259	57.380	+0.072	20.347	18.051	18.982
8	12:41:36.429	59.170	+1.862	20.337	18.838	19.995
9	12:42:34.181	57.752	+0.444	20.454	18.125	19.173

Lap	Time of Day	Lap Tm	Diff	S1 Tm	S2 Tm	S3 Tm
<b>(247) Glenn VAN PARIJS</b>						
1	12:34:52.721	1:01.316	+3.959	22.407	19.187	19.722
2	12:35:50.735	58.014	+0.657	20.530	18.345	19.139
3	12:36:48.216	57.481	+0.124	20.364	18.227	18.890
4	12:37:45.915	57.699	+0.342	<b>20.355</b>	18.352	18.992
5	12:38:43.288	57.373	+0.016	20.388	18.097	<b>18.888</b>
6	12:39:40.645	<b>57.357</b>		20.385	<b>18.056</b>	18.916
7	12:40:38.397	57.752	+0.395	20.532	18.177	19.043
8	12:41:36.615	58.218	+0.861	20.514	18.547	19.157
9	12:42:34.274	57.659	+0.302	20.495	18.102	19.062

Lap	Time of Day	Lap Tm	Diff	S1 Tm	S2 Tm	S3 Tm
<b>(221) Jan JONCK</b>						
1	12:34:52.982	1:01.609	+4.386	23.153	18.991	19.465
2	12:35:51.582	58.600	+1.377	21.367	18.353	18.880
3	12:36:49.461	57.879	+0.656	20.473	18.228	19.178
4	12:37:47.167	57.706	+0.483	20.573	18.262	18.871
5	12:38:44.514	57.347	+0.124	20.519	<b>17.976</b>	18.852
6	12:39:41.802	57.288	+0.065	20.401	18.034	18.853
7	12:40:39.025	<b>57.223</b>		20.418	17.997	<b>18.808</b>
8	12:41:36.778	57.753	+0.530	<b>20.378</b>	18.207	19.168
9	12:42:34.418	57.640	+0.417	20.499	18.246	18.895

Lap	Time of Day	Lap Tm	Diff	S1 Tm	S2 Tm	S3 Tm
<b>(236) Jack WEPRIN</b>						
1	12:34:50.448	59.335	+1.945	21.654	18.552	19.129
2	12:35:49.426	58.978	+1.588	21.215	18.806	19.957
3	12:36:46.816	<b>57.390</b>		<b>20.263</b>	18.162	18.965
4	12:37:44.320	57.504	+0.114	20.431	18.177	<b>18.896</b>
5	12:38:42.195	57.875	+0.485	20.298	18.646	18.931
6	12:39:39.644	57.449	+0.059	20.380	18.154	18.915
7	12:40:37.034	<b>57.390</b>		20.370	<b>18.082</b>	18.938
8	12:41:36.494	59.460	+2.070	20.487	19.853	19.120
9	12:42:34.663	58.169	+0.779	20.998	18.244	18.927

Timekeeping Ingrid and Meik Wagner:

Clerk of the course Nigel Edwards:

[www.mylaps.com](http://www.mylaps.com)

Steward (Chairman) Ian Watson:

Chief Scrutineer Paul Klaassen:

Licensed to: Motorsport Events

Printed: 2013-07-20 12:44:41

posted at:

h



# Rotax Euro Challenge 2013 PF Int. / GBR

Rotax Seniors

PF International / England 1,382 Km

RACE 8 Qualifying Heat 4 B-C

2013-07-20 12:30

Race (9 Laps) started at 12:33:51

Lap	Time of Day	Lap Tm	Diff	S1 Tm	S2 Tm	S3 Tm	Lap	Time of Day	Lap Tm	Diff	S1 Tm	S2 Tm	S3 Tm
<b>(235) Petr FULIN</b>													
1	12:34:53.720	1:01.973	+4.128	23.245	19.645	19.083							
2	12:35:53.737	1:00.017	+2.172	20.760	20.086	19.171							
3	12:36:51.704	57.967	+0.122	20.610	18.289	19.068							
4	12:37:49.549	<b>57.845</b>		20.574	<b>18.254</b>	19.017							
5	12:38:47.497	57.948	+0.103	20.630	18.363	<b>18.955</b>							
6	12:39:45.737	58.240	+0.395	<b>20.497</b>	18.753	18.990							
7	12:40:43.807	58.070	+0.225	20.642	18.292	19.136							
8	12:41:41.899	58.092	+0.247	20.684	18.349	19.059							
9	12:42:40.141	58.242	+0.397	20.622	18.538	19.082							
<b>(263) Tobias HOLM</b>													
1	12:34:53.288	1:01.781	+3.681	23.390	19.123	19.268							
2	12:35:51.900	58.612	+0.512	20.916	18.717	<b>18.979</b>							
3	12:36:50.000	<b>58.100</b>		20.507	18.496	19.097							
4	12:37:48.500	58.500	+0.400	<b>20.417</b>	18.929	19.154							
5	12:38:46.658	58.158	+0.058	20.612	<b>18.495</b>	19.051							
6	12:39:44.865	58.207	+0.107	20.457	18.727	19.023							
7	12:40:43.114	58.249	+0.149	20.612	18.518	19.119							
8	12:41:41.591	58.477	+0.377	20.693	18.558	19.226							
9	12:42:40.335	58.744	+0.644	20.735	18.957	19.052							
<b>(285) Boris KOLFF</b>													
1	12:34:53.953	1:02.168	+4.123	23.416	19.524	19.228							
2	12:35:52.512	58.559	+0.514	20.721	18.734	19.104							
3	12:36:50.668	58.156	+0.111	20.711	18.439	19.006							
4	12:37:48.726	58.058	+0.013	20.522	18.464	19.072							
5	12:38:46.919	58.193	+0.148	20.525	18.646	19.022							
6	12:39:46.547	59.628	+1.583	<b>20.456</b>	19.891	19.281							
7	12:40:44.592	<b>58.045</b>		20.637	18.419	<b>18.989</b>							
8	12:41:42.642	58.050	+0.005	20.640	<b>18.414</b>	18.996							
9	12:42:40.877	58.235	+0.190	20.637	18.468	19.130							
<b>(317) Nico RINDLISBACHER</b>													
1	12:34:52.893	1:01.439	+3.479	22.864	19.051	19.524							
2	12:35:51.179	58.286	+0.326	20.753	18.384	19.149							
3	12:36:49.334	58.155	+0.195	20.728	18.247	19.180							
4	12:37:48.327	58.993	+1.033	20.675	19.206	19.112							
5	12:38:46.287	<b>57.960</b>		20.667	<b>18.198</b>	<b>19.095</b>							
6	12:39:47.096	1:00.809	+2.849	20.711	20.392	19.706							
7	12:40:45.952	58.856	+0.896	20.788	18.844	19.224							
8	12:41:44.070	58.118	+0.158	<b>20.555</b>	18.456	19.107							
9	12:42:42.385	58.315	+0.355	20.657	18.477	19.181							
<b>(268) Cecile MARTINI</b>													
1	12:34:54.179	1:02.523	+4.487	23.735	19.565	19.223							
2	12:35:53.451	59.272	+1.236	21.052	19.127	19.093							
3	12:36:51.487	<b>58.036</b>		20.720	<b>18.280</b>	19.036							
4	12:37:49.669	58.182	+0.146	20.658	18.632	<b>18.892</b>							
5	12:38:47.804	58.135	+0.099	20.705	18.403	19.027							
6	12:39:47.240	59.436	+1.400	<b>20.588</b>	19.197	19.651							
7	12:40:45.664	58.424	+0.388	20.720	18.660	19.044							
8	12:41:44.242	58.578	+0.542	20.742	18.733	19.103							
9	12:42:42.525	58.283	+0.247	20.662	18.619	19.002							
<b>(281) Antoni PTAK</b>													
1	12:34:53.213	1:01.576	+2.099	23.164	18.934	19.478							
2	12:35:52.690	<b>59.477</b>		21.745	18.711	<b>19.021</b>							

Timekeeping Ingrid and Meik Wagner:

Clerk of the course Nigel Edwards:

Steward (Chairman) Ian Watson:

Chief Scrutineer Paul Klaassen:

Licensed to: Motorsport Events



# Rotax Euro Challenge 2013 PF Int. / GBR

Rotax Seniors

PF International / England 1,382 Km

RACE 9 Qualifying Heat 5 D-E **-NEW-**

2013-07-20 13:20

Race (9 Laps) started at 13:26:17

Pos	No.	Name	Nat.	Chassis	Race Team	Laps	Total Tm	Diff	Best Tm	In Lap	km/h	Points
1	222	Harry WEBB	GBR	Tonykart	Strawberry Racing	9	8:39.094		57.183	9	87,005	0
2	266	Connor JUPP	GBR	Alonso	Dan Holland Racing	9	8:39.877	0.783	57.218	8	86,952	2
3	279	Luke VARLEY	GBR	Birel	KMS Hungary	9	8:43.181	4.087	57.474	6	86,564	3
4	270	Oliver MYERS	GBR	Tonykart	Coles Racing	9	8:43.290	4.196	57.316	3	86,803	4
5	217	Maximilian WEINZIERL	AUT	Alonso	Dan Holland Racing	9	8:43.741	4.647	57.209	6	86,965	5
6	312	Luke KNOTT	GBR	Tonykart	RL Racing Dept UK Ltd	9	8:43.843	4.749	57.257	6	86,892	6
7	214	Petr BEZEL	CZE	MS Kart	MS Kart Racing Team	9	8:44.116	5.022	57.398	6	86,679	7
8	283	Joey VAN SPLUNTEREN	NLD	Gillard	DFK Racing Team	9	8:47.533	8.439	57.575	3	86,413	8
9	239	Niklas TIIHONEN	FIN	Formula K	FK Racing Team AB Ltd	9	8:48.103	9.009	57.624	4	86,339	9
10	244	Alfredo ZABALZA	MEX	Kosmic	Paul Carr Racing	9	8:48.809	9.715	57.572	3	86,417	10
11	207	Bas DE LAAT	NLD	Gillard	PDB Kart Racing	9	8:49.112	10.018	57.631	9	86,329	11
12	218	Antoine BARTHON	FRA	Formula K	FK Racing Team AB Ltd	9	8:49.950	10.856	57.655	8	86,293	12
13	313	Masaomi KANDA	JPN	Kosmic	Paul Carr Racing	9	8:50.301	11.207	57.717	8	86,200	13
14	314	Max AITKEN	GBR	Tonykart	Strawberry Racing	9	9:14.030	34.936	57.994	7	85,788	14
15	208	Jiri FORMAN	CZE	Tonykart	Protrain Racing	1	1:01.903	8 Laps	1:01.508	1	80,887	15
16	255	Ludvig MORIN	SWE	Kosmic	Paul Carr Racing	1	1:02.234	8 Laps	1:01.189	1	81,309	16

Not classified

DQ	227	Ryo HIROOKA	JPN	Intrepid	Intrepid Driver Program	9	8:48.886	DQ	57.459	7	86,587	20
----	-----	-------------	-----	----------	-------------------------	---	----------	----	--------	---	--------	----

## Announcements

These results are provisional until the conclusion of any judicial and technical matters

No. 312 warning board

Started: 17 Classified: 16 Not classified: 1

No. 227 excluded from heat / technical non conformity

Margin of Victory	Ø km/h	Best Lap Tm	km/h	Best Lap by
0.783	86,260	57.183	87,005	222 - Harry WEBB

Official Timing [www.camp-company.de](http://www.camp-company.de) / [www.motorsport-events.se](http://www.motorsport-events.se)

Orbits

Timekeeping Ingrid and Meik Wagner:

Clerk of the course Nigel Edwards:

[www.mylaps.com](http://www.mylaps.com)

Steward (Chairman) Ian Watson:

Chief Scrutineer Paul Klaassen:

Licensed to: Motorsport Events

Printed: 2013-07-20 14:15:03

posted at:

h



Rotax Euro Challenge 2013 PF Int. / GBR

Rotax Seniors

PF International / England 1,382 Km

RACE 9 Qualifying Heat 5 D-E

2013-07-20 13:20

Race (9 Laps) started at 13:26:17

Table for driver (222) Harry WEBB with columns: Lap, Time of Day, Lap Tm, Diff, S1 Tm, S2 Tm, S3 Tm. Results show lap times and cumulative times for 9 laps, with a total time of 13:34:56.381.

Table for driver (214) Petr BEZEL with columns: Lap, Time of Day, Lap Tm, Diff, S1 Tm, S2 Tm, S3 Tm. Results show lap times and cumulative times for 9 laps, with a total time of 13:35:01.403.

Table for driver (266) Connor JUPP with columns: Lap, Time of Day, Lap Tm, Diff, S1 Tm, S2 Tm, S3 Tm. Results show lap times and cumulative times for 9 laps, with a total time of 13:34:57.164.

Table for driver (283) Joey VAN SPLUNTEREN with columns: Lap, Time of Day, Lap Tm, Diff, S1 Tm, S2 Tm, S3 Tm. Results show lap times and cumulative times for 9 laps, with a total time of 13:35:04.820.

Table for driver (279) Luke VARLEY with columns: Lap, Time of Day, Lap Tm, Diff, S1 Tm, S2 Tm, S3 Tm. Results show lap times and cumulative times for 9 laps, with a total time of 13:35:00.468.

Table for driver (239) Niklas TIHONEN with columns: Lap, Time of Day, Lap Tm, Diff, S1 Tm, S2 Tm, S3 Tm. Results show lap times and cumulative times for 9 laps, with a total time of 13:35:05.390.

Table for driver (270) Oliver MYERS with columns: Lap, Time of Day, Lap Tm, Diff, S1 Tm, S2 Tm, S3 Tm. Results show lap times and cumulative times for 9 laps, with a total time of 13:35:00.577.

Table for driver (244) Alfredo ZABALZA with columns: Lap, Time of Day, Lap Tm, Diff, S1 Tm, S2 Tm, S3 Tm. Results show lap times and cumulative times for 9 laps, with a total time of 13:35:06.096.

Table for driver (217) Maximilian WEINZIERL with columns: Lap, Time of Day, Lap Tm, Diff, S1 Tm, S2 Tm, S3 Tm. Results show lap times and cumulative times for 9 laps, with a total time of 13:35:01.028.

Table for driver (227) Ryo HIROOKA with columns: Lap, Time of Day, Lap Tm, Diff, S1 Tm, S2 Tm, S3 Tm. Results show lap times and cumulative times for 9 laps, with a total time of 13:35:06.173.

Table for driver (312) Luke KNOTT with columns: Lap, Time of Day, Lap Tm, Diff, S1 Tm, S2 Tm, S3 Tm. Results show lap times and cumulative times for 9 laps, with a total time of 13:35:01.130.

Table for driver (207) Bas DE LAAT with columns: Lap, Time of Day, Lap Tm, Diff, S1 Tm, S2 Tm, S3 Tm. Results show lap times and cumulative times for 9 laps, with a total time of 13:35:06.399.

Timekeeping Ingrid and Meik Wagner:



Clerk of the course Nigel Edwards:

www.mylaps.com

Steward (Chairman) Ian Watson:

Chief Scrutineer Paul Klaassen:

Licensed to: Motorsport Events





# Rotax Euro Challenge 2013 PF Int. / GBR

Rotax Seniors

PF International / England 1,382 Km

RACE 9 Qualifying Heat 5 D-E

2013-07-20 13:20

Race (9 Laps) started at 13:26:17

Lap	Time of Day	Lap Tm	Diff	S1 Tm	S2 Tm	S3 Tm	Lap	Time of Day	Lap Tm	Diff	S1 Tm	S2 Tm	S3 Tm
<b>(218) Antoine BARTHON</b>													
1	13:27:20.510	1:01.996	+4.341	22.767	19.863	19.366							
2	13:28:20.464	59.954	+2.299	20.739	20.097	19.118							
3	13:29:18.575	58.111	+0.456	20.774	18.326	<b>19.011</b>							
4	13:30:16.816	58.241	+0.586	20.675	18.518	19.048							
5	13:31:15.370	58.554	+0.899	20.824	18.643	19.087							
6	13:32:13.664	58.294	+0.639	20.689	18.452	19.153							
7	13:33:11.475	57.811	+0.156	20.597	18.177	19.037							
8	13:34:09.130	<b>57.655</b>		<b>20.569</b>	<b>18.044</b>	19.042							
9	13:35:07.237	58.107	+0.452	20.713	18.207	19.187							
<b>(313) Masaomi KANDA</b>													
1	13:27:20.644	1:02.162	+4.445	23.005	19.851	19.306							
2	13:28:21.408	1:00.764	+3.047	20.986	20.364	19.414							
3	13:29:19.522	58.114	+0.397	20.895	18.230	18.989							
4	13:30:17.411	57.889	+0.172	20.614	18.327	<b>18.948</b>							
5	13:31:15.773	58.362	+0.645	20.768	18.535	19.059							
6	13:32:13.782	58.009	+0.292	20.578	18.346	19.085							
7	13:33:12.009	58.227	+0.510	20.732	<b>18.182</b>	19.313							
8	13:34:09.726	<b>57.717</b>		<b>20.447</b>	18.297	18.973							
9	13:35:07.588	57.862	+0.145	20.484	18.350	19.028							
<b>(314) Max AITKEN</b>													
1	13:27:19.327	1:01.455	+3.461	22.457	19.581	19.417							
2	13:28:44.289	1:24.962	+26.968	<b>20.687</b>	44.808	19.467							
3	13:29:42.675	58.386	+0.392	20.820	18.320	19.246							
4	13:30:40.831	58.156	+0.162	20.788	18.248	19.120							
5	13:31:38.943	58.112	+0.118	20.718	18.326	<b>19.068</b>							
6	13:32:37.080	58.137	+0.143	20.718	18.252	19.167							
7	13:33:35.074	<b>57.994</b>		20.698	<b>18.224</b>	19.072							
8	13:34:33.191	58.117	+0.123	20.752	18.236	19.129							
9	13:35:31.317	58.126	+0.132	20.688	18.241	19.197							
<b>(208) Jiri FORMAN</b>													
1	13:27:19.190	<b>1:01.508</b>		22.242	<b>19.335</b>	<b>19.931</b>							
<b>(255) Ludvig MORIN</b>													
1	13:27:19.521	<b>1:01.189</b>		22.370	<b>19.521</b>	<b>19.298</b>							



# Rotax Euro Challenge 2013 PF Int. / GBR

Rotax Seniors

PF International / England 1,382 Km

RACE 10 Qualifying Heat 6 A-C

**-NEW-**

2013-07-20 13:40

Race (9 Laps) started at 13:42:29

Pos	No.	Name	Nat.	Chassis	Race Team	Laps	Total Tm	Diff	Best Tm	In Lap	km/h	Points
1	206	Philip MORIN	SWE	Alonso	Dan Holland Racing	9	8:35.830		57.069	7	87,179	0
2	202	Edward BRAND	GBR	Intrepid	Intrepid Driver Program	9	8:36.631	0.801	56.944	7	87,370	2
3	321	Mark LITCHFIELD	GBR	Kosmic	Paul Carr Racing	9	8:36.989	1.159	57.178	9	87,012	3
4	315	John STEWART	GBR	Gillard	ST Racing	9	8:37.736	1.906	57.246	7	86,909	4
5	221	Jan JONCK	DNK	Tonykart	RS Competition	9	8:39.878	4.048	57.205	5	86,971	5
6	225	Kyle FOWLIE	GBR	Tonykart	Strawberry Racing	9	8:40.205	4.375	57.237	7	86,923	6
7	260	Charlie TURNER	GBR	Tonykart	Coles Racing	9	8:41.221	5.391	57.054	8	87,202	7
8	309	Zachary DE MELO	CAN	Tonykart	RL Racing Dept UK Ltd	9	8:41.472	5.642	57.210	5	86,964	8
9	264	Jules COUSIN	FRA	FA Kart	DSS Kart	9	8:41.661	5.831	57.276	7	86,864	9
10	212	Glen VAN DROOGENBROEK	BEL	Tonykart	Daems Racing	9	8:43.014	7.184	57.286	9	86,848	10
11	237	Sten Dorian PIIRIMAGI	EST	Tonykart	Aix Racing Team	9	8:45.629	9.799	57.339	5	86,768	11
12	319	Abdullah AL RAWAHI	OMA	DR	Msport Karting	9	8:48.873	13.043	57.796	6	86,082	12
13	281	Antoni PTAK	USA	Birel	KMS Hungary	9	8:49.122	13.292	57.487	6	86,545	13
14	226	Jessica BACKMAN	SWE	Tonykart	Strawberry Racing	9	8:49.372	13.542	57.662	6	86,282	14
15	317	Nico RINDLISBACHER	CHE	Birel	Spirit Racing	9	8:49.555	13.725	58.127	9	85,592	15
16	285	Boris KOLFF	NLD	FA Kart	Team TKP	9	8:49.793	13.963	57.624	5	86,339	16
17	259	Max RENBERG	SWE	Tonykart	Renbergs Racing	7	6:49.407	2 Laps	57.603	2	86,371	17

Not classified

DQ	316	Joshua COLLINGS	GBR	CRG	Global Karting	9	8:39.957	DQ	57.086	8	87,153	20
----	-----	-----------------	-----	-----	----------------	---	----------	----	--------	---	--------	----

## Announcements

These results are provisional until the conclusion of any judicial and technical matters

Started: 18 Classified: 17 Not classified: 1

No. 316 excluded from heat / reason technical non conformity

Margin of Victory	Ø km/h	Best Lap Tm	km/h	Best Lap by
0.801	86,805	56.944	87,370	202 - Edward BRAND

Official Timing [www.camp-company.de](http://www.camp-company.de) / [www.motorsport-events.se](http://www.motorsport-events.se)

Orbits

Timekeeping Ingrid and Meik Wagner:

Clerk of the course Nigel Edwards:

[www.mylaps.com](http://www.mylaps.com)

Steward (Chairman) Ian Watson:

Chief Scrutineer Paul Klaassen:

Licensed to: Motorsport Events

Printed: 2013-07-20 14:39:26

posted at:

h



# Rotax Euro Challenge 2013 PF Int. / GBR

Rotax Seniors

PF International / England 1,382 Km

RACE 10 Qualifying Heat 6 A-C

2013-07-20 13:40

Race (9 Laps) started at 13:42:29

Lap	Time of Day	Lap Tm	Diff	S1 Tm	S2 Tm	S3 Tm
<b>(206) Philip MORIN</b>						
1	13:43:27.344	57.812	+0.743	20.789	18.150	18.873
2	13:44:24.986	57.642	+0.573	20.508	18.145	18.989
3	13:45:22.320	57.334	+0.265	20.381	18.080	18.873
4	13:46:19.615	57.295	+0.226	20.365	18.035	18.895
5	13:47:16.710	57.095	+0.026	<b>20.316</b>	17.962	18.817
6	13:48:13.819	57.109	+0.040	20.325	17.983	18.801
7	13:49:10.888	<b>57.069</b>		20.363	<b>17.923</b>	<b>18.783</b>
8	13:50:08.093	57.205	+0.136	20.383	17.979	18.843
9	13:51:05.362	57.269	+0.200	20.404	17.999	18.866

Lap	Time of Day	Lap Tm	Diff	S1 Tm	S2 Tm	S3 Tm
<b>(225) Kyle FOWLIE</b>						
1	13:43:29.125	59.391	+2.154	21.893	18.617	18.881
2	13:44:26.870	57.745	+0.508	<b>20.364</b>	18.464	18.917
3	13:45:24.597	57.727	+0.490	20.505	18.379	18.843
4	13:46:21.943	57.346	+0.109	20.461	18.080	18.805
5	13:47:19.311	57.368	+0.131	20.432	18.101	18.835
6	13:48:16.594	57.283	+0.046	20.421	18.082	<b>18.780</b>
7	13:49:13.831	<b>57.237</b>		20.373	<b>18.060</b>	18.804
8	13:50:11.125	57.294	+0.057	20.387	18.113	18.794
9	13:51:09.737	58.612	+1.375	20.485	19.239	18.888

Lap	Time of Day	Lap Tm	Diff	S1 Tm	S2 Tm	S3 Tm
<b>(202) Edward BRAND</b>						
1	13:43:28.726	59.110	+2.166	21.549	18.530	19.031
2	13:44:25.998	57.272	+0.328	20.236	18.183	18.853
3	13:45:23.326	57.328	+0.384	20.393	18.041	18.894
4	13:46:20.588	57.262	+0.318	20.328	18.054	18.880
5	13:47:17.700	57.112	+0.168	20.256	18.009	18.847
6	13:48:14.868	57.168	+0.224	20.342	17.995	18.831
7	13:49:11.812	<b>56.944</b>		<b>20.211</b>	<b>17.966</b>	<b>18.767</b>
8	13:50:09.008	57.196	+0.252	20.233	18.100	18.863
9	13:51:06.163	57.155	+0.211	20.287	18.044	18.824

Lap	Time of Day	Lap Tm	Diff	S1 Tm	S2 Tm	S3 Tm
<b>(260) Charlie TURNER</b>						
1	13:43:28.558	58.889	+1.835	21.393	18.532	18.964
2	13:44:26.765	58.207	+1.153	20.353	18.891	18.963
3	13:45:26.583	59.818	+2.764	20.531	19.341	19.946
4	13:46:24.218	57.635	+0.581	20.409	18.363	18.863
5	13:47:21.570	57.352	+0.298	20.448	18.122	18.782
6	13:48:18.777	57.207	+0.153	20.430	18.008	18.769
7	13:49:15.864	57.087	+0.033	20.257	<b>17.999</b>	18.831
8	13:50:12.918	<b>57.054</b>		20.270	18.022	<b>18.762</b>
9	13:51:10.753	57.835	+0.781	<b>20.192</b>	18.423	19.220

Lap	Time of Day	Lap Tm	Diff	S1 Tm	S2 Tm	S3 Tm
<b>(321) Mark LITCHFIELD</b>						
1	13:43:27.618	58.074	+0.896	20.996	18.040	19.038
2	13:44:25.250	57.632	+0.454	20.563	18.071	18.998
3	13:45:22.604	57.354	+0.176	20.473	17.933	18.948
4	13:46:19.840	57.236	+0.058	20.480	<b>17.848</b>	18.908
5	13:47:17.068	57.228	+0.050	20.463	17.894	18.871
6	13:48:14.366	57.298	+0.120	20.476	17.895	18.927
7	13:49:11.548	57.182	+0.004	20.471	17.871	<b>18.840</b>
8	13:50:09.343	57.795	+0.617	20.459	18.289	19.047
9	13:51:06.521	<b>57.178</b>		<b>20.375</b>	17.880	18.923

Lap	Time of Day	Lap Tm	Diff	S1 Tm	S2 Tm	S3 Tm
<b>(309) Zachary DE MELO</b>						
1	13:43:30.379	1:00.400	+3.190	22.470	19.002	18.928
2	13:44:28.029	57.650	+0.440	20.559	18.217	18.874
3	13:45:26.262	58.233	+1.023	20.355	18.388	19.490
4	13:46:23.534	57.272	+0.062	<b>20.311</b>	18.195	<b>18.766</b>
5	13:47:20.744	<b>57.210</b>		20.355	18.069	18.786
6	13:48:18.117	57.373	+0.163	20.352	18.149	18.872
7	13:49:15.353	57.236	+0.026	20.405	<b>18.053</b>	18.778
8	13:50:12.674	57.321	+0.111	20.386	18.119	18.816
9	13:51:11.004	58.330	+1.120	20.372	18.587	19.371

Lap	Time of Day	Lap Tm	Diff	S1 Tm	S2 Tm	S3 Tm
<b>(315) John STEWART</b>						
1	13:43:28.314	58.721	+1.475	21.365	18.375	18.981
2	13:44:25.867	57.553	+0.307	20.437	18.157	18.959
3	13:45:23.477	57.610	+0.364	20.602	18.145	18.863
4	13:46:20.762	57.285	+0.039	<b>20.292</b>	18.109	18.884
5	13:47:18.012	57.250	+0.004	20.303	18.058	18.889
6	13:48:15.340	57.328	+0.082	20.370	18.075	18.883
7	13:49:12.586	<b>57.246</b>		20.371	<b>18.045</b>	<b>18.830</b>
8	13:50:09.966	57.380	+0.134	20.440	18.071	18.869
9	13:51:07.268	57.302	+0.056	20.366	18.059	18.877

Lap	Time of Day	Lap Tm	Diff	S1 Tm	S2 Tm	S3 Tm
<b>(264) Jules COUSIN</b>						
1	13:43:29.652	59.876	+2.600	22.374	18.413	19.089
2	13:44:27.509	57.857	+0.581	20.525	18.392	18.940
3	13:45:26.133	58.624	+1.348	20.419	18.501	19.704
4	13:46:24.158	58.025	+0.749	20.383	18.660	18.982
5	13:47:21.844	57.686	+0.410	20.783	17.985	18.918
6	13:48:19.203	57.359	+0.083	20.403	18.073	<b>18.883</b>
7	13:49:16.479	<b>57.276</b>		<b>20.348</b>	<b>17.981</b>	18.947
8	13:50:13.866	57.387	+0.111	20.453	18.033	18.901
9	13:51:11.193	57.327	+0.051	20.401	18.012	18.914

Lap	Time of Day	Lap Tm	Diff	S1 Tm	S2 Tm	S3 Tm
<b>(221) Jan JONCK</b>						
1	13:43:29.803	59.951	+2.746	22.476	18.558	18.917
2	13:44:27.354	57.551	+0.346	20.446	18.169	18.936
3	13:45:25.122	57.768	+0.563	20.401	18.397	18.970
4	13:46:22.351	57.229	+0.024	20.456	<b>17.920</b>	18.853
5	13:47:19.556	<b>57.205</b>		20.380	17.954	18.871
6	13:48:16.878	57.322	+0.117	20.435	17.989	18.898
7	13:49:14.151	57.273	+0.068	20.455	17.947	18.871
8	13:50:11.363	57.212	+0.007	<b>20.369</b>	17.991	<b>18.852</b>
9	13:51:09.410	58.047	+0.842	20.423	18.709	18.915

Lap	Time of Day	Lap Tm	Diff	S1 Tm	S2 Tm	S3 Tm
<b>(212) Glen VAN DROOGENBROEK</b>						
1	13:43:31.590	1:01.790	+4.504	22.551	20.114	19.125
2	13:44:29.065	57.475	+0.189	20.497	18.060	18.918
3	13:45:27.186	58.121	+0.835	20.388	18.210	19.523
4	13:46:25.905	58.719	+1.433	20.697	19.070	18.952
5	13:47:23.297	57.392	+0.106	<b>20.363</b>	18.144	18.885
6	13:48:20.594	57.297	+0.011	20.423	18.009	18.865
7	13:49:17.953	57.359	+0.073	20.457	18.047	18.855
8	13:50:15.260	57.307	+0.021	20.412	18.093	<b>18.802</b>
9	13:51:12.546	<b>57.286</b>		20.405	<b>18.006</b>	18.875

Lap	Time of Day	Lap Tm	Diff	S1 Tm	S2 Tm	S3 Tm
<b>(316) Joshua COLLINGS</b>						
1	13:43:28.897	59.224	+2.138	21.756	18.637	18.831
2	13:44:26.969	58.072	+0.986	20.331	18.894	18.847
3	13:45:25.717	58.748	+1.662	20.554	18.979	19.215
4	13:46:23.068	57.351	+0.265	20.355	18.200	18.796
5	13:47:20.336	57.268	+0.182	20.310	18.198	18.760
6	13:48:17.460	57.124	+0.038	<b>20.259</b>	18.117	18.748
7	13:49:14.635	57.175	+0.089	20.351	18.106	<b>18.718</b>
8	13:50:11.721	<b>57.086</b>		20.276	<b>18.079</b>	18.731
9	13:51:09.489	57.768	+0.682	20.330	18.604	18.834

Lap	Time of Day	Lap Tm	Diff	S1 Tm	S2 Tm	S3 Tm
<b>(237) Sten Dorian PIIRIMAGI</b>						
1	13:43:33.912	1:03.848	+6.509	23.351	20.490	20.007
2	13:44:31.588	57.676	+0.337	20.519	18.179	18.978
3	13:45:29.737	58.149	+0.810	20.980	18.244	18.925
4	13:46:27.328	57.591	+0.252	<b>20.378</b>	18.312	18.901
5	13:47:24.667	<b>57.339</b>		20.394	18.106	<b>18.839</b>
6	13:48:22.105	57.438	+0.099	20.475	<b>18.001</b>	18.962
7	13:49:19.803	57.698	+0.359	20.493	18.287	18.918
8	13:50:17.502	57.699	+0.360	20.616	18.095	18.988
9	13:51:15.161	57.659	+0.320	20.589	18.107	18.963

Timekeeping Ingrid and Meik Wagner:

Clerk of the course Nigel Edwards:

[www.mylaps.com](http://www.mylaps.com)

Steward (Chairman) Ian Watson:

Chief Scrutineer Paul Klaassen:

Licensed to: Motorsport Events



# Rotax Euro Challenge 2013 PF Int. / GBR

Rotax Seniors

PF International / England 1,382 Km

RACE 10 Qualifying Heat 6 A-C

2013-07-20 13:40

Race (9 Laps) started at 13:42:29

Lap	Time of Day	Lap Tm	Diff	S1 Tm	S2 Tm	S3 Tm	Lap	Time of Day	Lap Tm	Diff	S1 Tm	S2 Tm	S3 Tm
<b>(319) Abdullah AL RAWAHI</b>													
1	13:43:33.528	1:03.347	+5.551	22.985	20.647	19.715							
2	13:44:31.425	57.897	+0.101	20.481	18.259	19.157							
3	13:45:29.405	57.980	+0.184	20.757	<b>18.216</b>	19.007							
4	13:46:27.675	58.270	+0.474	20.505	18.726	19.039							
5	13:47:25.540	57.865	+0.069	20.443	18.291	19.131							
6	13:48:23.336	<b>57.796</b>		<b>20.389</b>	18.382	19.025							
7	13:49:21.327	57.991	+0.195	20.539	18.524	<b>18.928</b>							
8	13:50:20.039	58.712	+0.916	20.809	18.818	19.085							
9	13:51:18.405	58.366	+0.570	20.724	18.493	19.149							
<b>(281) Antoni PTAK</b>													
1	13:43:32.667	1:02.578	+5.091	22.996	20.179	19.403							
2	13:44:30.661	57.994	+0.507	20.788	18.185	19.021							
3	13:45:28.545	57.884	+0.397	20.567	18.157	19.160							
4	13:46:26.457	57.912	+0.425	20.701	18.193	19.018							
5	13:47:24.112	57.655	+0.168	20.544	18.122	18.989							
6	13:48:21.599	<b>57.487</b>		20.467	<b>18.099</b>	<b>18.921</b>							
7	13:49:20.139	58.540	+1.053	<b>20.422</b>	18.988	19.130							
8	13:50:20.303	1:00.164	+2.677	22.180	18.495	19.489							
9	13:51:18.654	58.351	+0.864	20.572	18.585	19.194							
<b>(226) Jessica BACKMAN</b>													
1	13:43:30.298	1:00.421	+2.759	22.507	18.795	19.119							
2	13:44:28.277	57.979	+0.317	20.571	18.479	<b>18.929</b>							
3	13:45:27.088	58.811	+1.149	20.461	18.428	19.922							
4	13:46:26.061	58.973	+1.311	20.954	19.039	18.980							
5	13:47:23.763	57.702	+0.040	20.601	<b>18.069</b>	19.032							
6	13:48:21.425	<b>57.662</b>		20.466	18.160	19.036							
7	13:49:20.186	58.761	+1.099	<b>20.431</b>	19.274	19.056							
8	13:50:20.491	1:00.305	+2.643	22.347	18.616	19.342							
9	13:51:18.904	58.413	+0.751	20.719	18.371	19.323							
<b>(317) Nico RINDLISBACHER</b>													
1	13:43:31.978	1:02.072	+3.945	23.276	19.666	19.130							
2	13:44:30.316	58.338	+0.211	20.889	18.239	19.210							
3	13:45:28.474	58.158	+0.031	20.745	18.225	19.188							
4	13:46:27.038	58.564	+0.437	20.743	18.615	19.206							
5	13:47:25.293	58.255	+0.128	20.606	18.534	19.115							
6	13:48:23.612	58.319	+0.192	<b>20.541</b>	18.767	<b>19.011</b>							
7	13:49:22.614	59.002	+0.875	20.682	19.048	19.272							
8	13:50:20.960	58.346	+0.219	20.655	18.635	19.056							
9	13:51:19.087	<b>58.127</b>		20.608	<b>18.220</b>	19.299							
<b>(285) Boris KOLFF</b>													
1	13:43:33.198	1:02.683	+5.059	22.798	20.438	19.447							
2	13:44:31.434	58.236	+0.612	20.557	18.362	19.317							
3	13:45:30.290	58.856	+1.232	21.087	18.669	19.100							
4	13:46:28.054	57.764	+0.140	20.573	18.218	18.973							
5	13:47:25.678	<b>57.624</b>		<b>20.450</b>	<b>18.204</b>	<b>18.970</b>							
6	13:48:23.780	58.102	+0.478	20.575	18.440	19.087							
7	13:49:22.875	59.095	+1.471	20.640	18.842	19.613							
8	13:50:21.460	58.585	+0.961	20.505	19.021	19.059							
9	13:51:19.325	57.865	+0.241	20.500	18.367	18.998							
<b>(259) Max RENBERG</b>													
1	13:43:30.940	1:00.949	+3.346	22.745	19.277	18.927							
2	13:44:28.543	<b>57.603</b>		20.424	18.259	<b>18.920</b>							
3	13:45:26.945	58.402	+0.799	<b>20.235</b>	18.214	19.953							
4	13:46:25.549	58.604	+1.001	21.009	18.628	18.967							
5	13:47:23.517	57.968	+0.365	20.475	18.547	18.946							
6	13:48:21.273	57.756	+0.153	20.601	<b>18.157</b>	18.998							
7	13:49:18.939	57.666	+0.063	20.435	18.225	19.006							

Timekeeping Ingrid and Meik Wagner:

Clerk of the course Nigel Edwards:

[www.mylaps.com](http://www.mylaps.com)

Steward (Chairman) Ian Watson:

Chief Scrutineer Paul Klaassen:

Licensed to: Motorsport Events

Printed: 2013-07-20 13:53:15

posted at:

h



# Rotax Euro Challenge 2013 PF Int. / GBR

Rotax Seniors

PF International / England 1,382 Km

RACE 15 Qualifying Heat 7 B-E

2013-07-20 15:20

Race (9 Laps) started at 15:22:28

Pos	No.	Name	Nat.	Chassis	Race Team	Laps	Total Tm	Diff	Best Tm	In Lap	km/h	Points
1	231	Pierce LEHANE	AUS	Alonso	Dan Holland Racing	9	8:37.460		57.189	8	86,996	0
2	234	Charlie EASTWOOD	IRL	Tonykart	Strawberry Racing	9	8:39.121	1.661	57.084	6	87,156	2
3	266	Connor JUPP	GBR	Alonso	Dan Holland Racing	9	8:40.900	3.440	57.302	8	86,824	3
4	276	Martin HENCKEL MORTENS	DNK	Tonykart	RS Competition	9	8:41.723	4.263	57.280	8	86,858	4
5	236	Jack WEPRIN	USA	Alonso	Dan Holland Racing	9	8:42.598	5.138	57.457	3	86,590	5
6	270	Oliver MYERS	GBR	Tonykart	Coles Racing	9	8:42.798	5.338	57.206	6	86,970	6
7	279	Luke VARLEY	GBR	Birel	KMS Hungary	9	8:44.003	6.543	57.510	6	86,510	7
8	312	Luke KNOTT	GBR	Tonykart	RL Racing Dept UK Ltd	9	8:44.433	6.973	57.232	6	86,930	8
9	228	Eugene DENYSSEN	ZAF	Alonso	Dan Holland Racing	9	8:44.712	7.252	57.406	6	86,667	9
10	314	Max AITKEN	GBR	Tonykart	Strawberry Racing	9	8:44.993	7.533	57.398	7	86,679	10
11	247	Glenn VAN PARIJS	BEL	Tonykart	Bouvin Power	9	8:45.617	8.157	57.252	7	86,900	11
12	207	Bas DE LAAT	NLD	Gillard	PDB Kart Racing	9	8:46.190	8.730	57.326	8	86,788	12
13	283	Joey VAN SPLUNTEREN	NLD	Gillard	DFK Racing Team	9	8:46.485	9.025	57.326	8	86,788	13
14	235	Petr FULIN	CZE	OK1	OK1 Racing Team	9	8:52.124	14.664	57.970	6	85,824	14
15	268	Cecile MARTINI	FRA	Sodikart	Martini Racing Kart	9	8:55.482	18.022	58.241	4	85,424	15
16	263	Tobias HOLM	DNK	Tonykart	RS Competition	9	8:56.142	18.682	58.310	8	85,323	16
17	313	Masaomi KANDA	JPN	Kosmic	Paul Carr Racing	9	9:30.364	52.904	58.083	3	85,657	17

## Announcements

These results are provisional until the conclusion of any judicial and technical matters

Started: 17 Classified: 17 Not classified: 0

Margin of Victory	Ø km/h	Best Lap Tm	km/h	Best Lap by
1.661	86,532	57.084	87,156	234 - Charlie EASTWOOD

Official Timing [www.camp-company.de](http://www.camp-company.de) / [www.motorsport-events.se](http://www.motorsport-events.se)

Orbits

Timekeeping Ingrid and Meik Wagner:

Clerk of the course Nigel Edwards:

[www.mylaps.com](http://www.mylaps.com)

Steward (Chairman) Ian Watson:

Chief Scrutineer Paul Klaassen:

Licensed to: Motorsport Events

Printed: 2013-07-20 15:35:03

posted at:

h



# Rotax Euro Challenge 2013 PF Int. / GBR

Rotax Seniors

PF International / England 1,382 Km

RACE 15 Qualifying Heat 7 B-E

2013-07-20 15:20

Race (9 Laps) started at 15:22:28

Lap	Time of Day	Lap Tm	Diff	S1 Tm	S2 Tm	S3 Tm	Lap	Time of Day	Lap Tm	Diff	S1 Tm	S2 Tm	S3 Tm
<b>(231) Pierce LEHANE</b>							<b>(279) Luke VARLEY</b>						
1	15:23:26.472	58.313	+1.124	21.200	18.137	18.976	1	15:23:28.670	1:00.323	+2.813	22.279	19.052	18.992
2	15:24:24.013	57.541	+0.352	20.539	18.048	18.954	2	15:24:26.361	57.691	+0.181	20.574	18.217	18.900
3	15:25:21.467	57.454	+0.265	20.521	17.995	18.938	3	15:25:24.008	57.647	+0.137	20.503	18.213	18.931
4	15:26:18.904	57.437	+0.248	20.496	18.042	<b>18.899</b>	4	15:26:22.105	58.097	+0.587	20.793	18.417	18.887
5	15:27:16.265	57.361	+0.172	20.478	17.979	18.904	5	15:27:19.985	57.880	+0.370	20.835	18.160	18.885
6	15:28:13.502	57.237	+0.048	20.435	<b>17.878</b>	18.924	6	15:28:17.495	<b>57.510</b>		20.577	<b>17.981</b>	18.952
7	15:29:10.799	57.297	+0.108	20.432	17.909	18.956	7	15:29:15.437	57.942	+0.432	20.614	18.362	18.966
8	15:30:07.988	<b>57.189</b>		<b>20.396</b>	17.879	18.914	8	15:30:13.897	58.460	+0.950	20.540	19.061	<b>18.859</b>
9	15:31:05.598	57.610	+0.421	20.402	18.095	19.113	9	15:31:12.141	58.244	+0.734	<b>20.488</b>	18.847	18.909

<b>(234) Charlie EASTWOOD</b>							<b>(312) Luke KNOTT</b>						
1	15:23:28.900	1:00.432	+3.348	22.394	19.144	18.894	1	15:23:30.438	1:01.680	+4.448	22.790	19.635	19.255
2	15:24:26.135	57.235	+0.151	20.357	18.022	18.856	2	15:24:28.112	57.674	+0.442	20.447	18.138	19.089
3	15:25:23.540	57.405	+0.321	20.454	18.082	18.869	3	15:25:25.823	57.711	+0.479	20.665	18.141	18.905
4	15:26:20.791	57.251	+0.167	20.345	17.992	18.914	4	15:26:23.170	57.347	+0.115	20.422	18.132	<b>18.793</b>
5	15:27:18.004	57.213	+0.129	20.350	17.966	18.897	5	15:27:21.706	58.536	+1.304	20.898	18.816	18.822
6	15:28:15.088	<b>57.084</b>		20.297	<b>17.905</b>	18.882	6	15:28:18.938	<b>57.232</b>		20.360	<b>18.052</b>	18.820
7	15:29:12.954	57.866	+0.782	<b>20.268</b>	18.712	18.886	7	15:29:16.317	57.379	+0.147	20.349	18.152	18.878
8	15:30:10.080	57.126	+0.042	20.347	17.998	<b>18.781</b>	8	15:30:14.093	57.776	+0.544	<b>20.346</b>	18.501	18.929
9	15:31:07.259	57.179	+0.095	20.424	17.941	18.814	9	15:31:12.571	58.478	+1.246	20.391	19.101	18.986

<b>(266) Connor JUPP</b>							<b>(228) Eugene DENYSSEN</b>						
1	15:23:27.000	58.862	+1.560	21.392	18.449	19.021	1	15:23:29.901	1:01.503	+4.097	22.574	19.795	19.134
2	15:24:24.527	57.527	+0.225	20.451	18.146	18.930	2	15:24:28.041	58.140	+0.734	20.535	18.498	19.107
3	15:25:22.206	57.679	+0.377	20.519	18.116	19.044	3	15:25:26.096	58.055	+0.649	20.887	18.222	18.946
4	15:26:19.900	57.694	+0.392	20.450	18.275	18.969	4	15:26:23.568	57.472	+0.066	20.410	18.159	<b>18.903</b>
5	15:27:17.364	57.464	+0.162	20.462	18.091	<b>18.911</b>	5	15:27:22.009	58.441	+1.035	20.734	18.744	18.963
6	15:28:14.711	57.347	+0.045	20.478	<b>17.933</b>	18.936	6	15:28:19.415	<b>57.406</b>		20.379	<b>17.987</b>	19.040
7	15:29:13.285	58.574	+1.272	20.503	19.010	19.061	7	15:29:16.853	57.438	+0.032	20.450	18.013	18.975
8	15:30:10.587	<b>57.302</b>		<b>20.299</b>	18.074	18.929	8	15:30:14.441	57.588	+0.182	20.463	18.082	19.043
9	15:31:09.038	58.451	+1.149	20.377	18.163	19.911	9	15:31:12.850	58.409	+1.003	<b>20.363</b>	18.903	19.143

<b>(276) Martin HENCKEL MORTENSEN</b>							<b>(314) Max AITKEN</b>						
1	15:23:30.150	1:01.566	+4.286	22.586	19.767	19.213	1	15:23:31.405	1:02.889	+5.491	23.180	19.601	20.108
2	15:24:27.574	57.424	+0.144	20.433	18.072	18.919	2	15:24:31.015	59.610	+2.212	21.290	19.270	19.050
3	15:25:24.874	57.300	+0.020	20.511	17.979	<b>18.810</b>	3	15:25:28.545	57.530	+0.132	20.570	18.036	18.924
4	15:26:22.389	57.515	+0.235	<b>20.265</b>	18.391	18.859	4	15:26:26.023	57.478	+0.080	20.485	<b>17.995</b>	18.998
5	15:27:20.559	58.170	+0.890	21.124	18.182	18.864	5	15:27:23.514	57.491	+0.093	20.480	18.090	<b>18.921</b>
6	15:28:17.840	57.281	+0.001	20.459	17.947	18.875	6	15:28:20.913	57.399	+0.001	20.413	18.017	18.969
7	15:29:15.267	57.427	+0.147	20.408	18.118	18.901	7	15:29:18.311	<b>57.398</b>		20.447	17.997	18.954
8	15:30:12.547	<b>57.280</b>		20.460	<b>17.945</b>	18.875	8	15:30:15.709	<b>57.398</b>		20.443	18.028	18.927
9	15:31:09.861	57.314	+0.034	20.458	18.038	18.818	9	15:31:13.131	57.422	+0.024	<b>20.395</b>	18.050	18.977

<b>(236) Jack WEPRIN</b>							<b>(247) Glenn VAN PARIJS</b>						
1	15:23:29.530	1:01.244	+3.787	22.599	19.595	19.050	1	15:23:31.526	1:02.859	+5.607	22.819	19.600	20.440
2	15:24:27.099	57.569	+0.112	20.440	18.226	18.903	2	15:24:32.240	1:00.714	+3.462	21.302	20.368	19.044
3	15:25:24.556	<b>57.457</b>		20.427	18.085	18.945	3	15:25:29.579	57.339	+0.087	<b>20.355</b>	18.058	18.926
4	15:26:22.241	57.685	+0.228	<b>20.370</b>	18.426	<b>18.889</b>	4	15:26:27.137	57.558	+0.306	20.435	18.140	18.983
5	15:27:20.179	57.938	+0.481	20.655	18.306	18.977	5	15:27:24.542	57.405	+0.153	20.473	18.049	18.883
6	15:28:17.755	57.576	+0.119	20.477	18.150	18.949	6	15:28:21.842	57.300	+0.048	20.444	18.023	<b>18.833</b>
7	15:29:15.646	57.891	+0.434	20.831	<b>18.081</b>	18.979	7	15:29:19.094	<b>57.252</b>		20.359	<b>17.967</b>	18.926
8	15:30:13.141	57.495	+0.038	20.436	18.124	18.935	8	15:30:16.400	57.306	+0.054	20.379	18.038	18.889
9	15:31:10.736	57.595	+0.138	20.456	18.155	18.984	9	15:31:13.755	57.355	+0.103	20.394	18.073	18.888

<b>(270) Oliver MYERS</b>							<b>(207) Bas DE LAAT</b>						
1	15:23:28.507	1:00.088	+2.882	22.100	19.001	18.987	1	15:23:31.872	1:03.283	+5.957	23.707	19.864	19.712
2	15:24:26.050	57.543	+0.337	20.475	18.163	18.905	2	15:24:31.690	59.818	+2.492	21.040	19.828	18.950
3	15:25:24.130	58.080	+0.874	20.523	18.715	18.842	3	15:25:29.420	57.730	+0.404	20.643	18.104	18.983
4	15:26:22.564	58.434	+1.228	20.525	19.030	18.879	4	15:26:27.285	57.865	+0.539	20.713	18.155	18.997
5	15:27:21.480	58.916	+1.710	21.423	18.659	18.834	5	15:27:24.745	57.460	+0.134	20.462	18.112	<b>18.886</b>
6	15:28:18.686	<b>57.206</b>		20.298	<b>18.137</b>	<b>18.771</b>	6	15:28:22.167	57.422	+0.096	20.419	18.057	18.946
7	15:29:15.977	57.291	+0.085	20.317	18.164	18.810	7	15:29:19.589	57.422	+0.096	20.455	18.014	18.953
8	15:30:13.642	57.665	+0.459	20.313	18.565	18.787	8	15:30:16.915	<b>57.326</b>		<b>20.416</b>	<b>17.964</b>	18.946
9	15:31:10.936	57.294	+0.088	<b>20.291</b>	18.150	18.853	9	15:31:14.328	57.413	+0.087	20.447	18.048	18.918



# Rotax Euro Challenge 2013 PF Int. / GBR

Rotax Seniors

PF International / England 1,382 Km

RACE 15 Qualifying Heat 7 B-E

2013-07-20 15:20

Race (9 Laps) started at 15:22:28

Lap	Time of Day	Lap Tm	Diff	S1 Tm	S2 Tm	S3 Tm	Lap	Time of Day	Lap Tm	Diff	S1 Tm	S2 Tm	S3 Tm
<b>(283) Joey VAN SPLUNTEREN</b>													
1	15:23:31.717	1:03.062	+5.736	24.331	18.935	19.796							
2	15:24:32.452	1:00.735	+3.409	21.511	20.071	19.153							
3	15:25:30.132	57.680	+0.354	20.451	18.176	19.053							
4	15:26:27.617	57.485	+0.159	20.372	18.134	18.979							
5	15:27:25.063	57.446	+0.120	20.357	18.141	18.948							
6	15:28:22.469	57.406	+0.080	20.443	18.090	<b>18.873</b>							
7	15:29:19.822	57.353	+0.027	20.351	<b>18.081</b>	18.921							
8	15:30:17.148	<b>57.326</b>		<b>20.316</b>	18.108	18.902							
9	15:31:14.623	57.475	+0.149	20.366	18.148	18.961							
<b>(235) Petr FULIN</b>													
1	15:23:31.626	1:02.579	+4.609	23.045	19.695	19.839							
2	15:24:32.658	1:01.032	+3.062	22.022	19.940	19.070							
3	15:25:30.641	57.983	+0.013	20.657	18.271	<b>19.055</b>							
4	15:26:28.930	58.289	+0.319	<b>20.564</b>	18.295	19.430							
5	15:27:27.142	58.212	+0.242	20.719	18.379	19.114							
6	15:28:25.112	<b>57.970</b>		20.654	<b>18.183</b>	19.133							
7	15:29:23.532	58.420	+0.450	20.821	18.516	19.083							
8	15:30:21.841	58.309	+0.339	20.667	18.484	19.158							
9	15:31:20.262	58.421	+0.451	20.782	18.529	19.110							
<b>(268) Cecile MARTINI</b>													
1	15:23:32.423	1:03.450	+5.209	24.378	19.560	19.512							
2	15:24:33.750	1:01.327	+3.086	21.437	20.414	19.476							
3	15:25:32.397	58.647	+0.406	<b>20.734</b>	18.659	19.254							
4	15:26:30.638	<b>58.241</b>		20.751	18.475	19.015							
5	15:27:29.533	58.895	+0.654	20.874	19.047	<b>18.974</b>							
6	15:28:28.181	58.648	+0.407	20.860	18.552	19.236							
7	15:29:26.983	58.802	+0.561	21.222	18.569	19.011							
8	15:30:25.308	58.325	+0.084	20.924	<b>18.320</b>	19.081							
9	15:31:23.620	58.312	+0.071	20.844	18.477	18.991							
<b>(263) Tobias HOLM</b>													
1	15:23:32.043	1:03.201	+4.891	23.117	20.276	19.808							
2	15:24:33.907	1:01.864	+3.554	20.949	21.424	19.491							
3	15:25:32.260	58.353	+0.043	20.616	<b>18.482</b>	19.255							
4	15:26:31.027	58.767	+0.457	20.714	18.881	19.172							
5	15:27:29.382	58.355	+0.045	<b>20.567</b>	18.656	19.132							
6	15:28:28.396	59.014	+0.704	21.011	18.844	19.159							
7	15:29:27.421	59.025	+0.715	20.871	18.983	19.171							
8	15:30:25.731	<b>58.310</b>		20.676	18.597	<b>19.037</b>							
9	15:31:24.280	58.549	+0.239	20.720	18.685	19.144							
<b>(313) Masaomi KANDA</b>													
1	15:23:32.129	1:03.320	+5.237	24.748	19.114	19.458							
2	15:24:33.598	1:01.469	+3.386	21.553	20.373	19.543							
3	15:25:31.681	<b>58.083</b>		20.730	18.245	19.108							
4	15:27:06.895	1:35.214	+37.131	<b>20.642</b>	18.643	55.929							
5	15:28:05.398	58.503	+0.420	20.853	18.348	19.302							
6	15:29:04.065	58.667	+0.584	20.926	18.476	19.265							
7	15:30:02.209	58.144	+0.061	20.751	18.270	19.123							
8	15:31:00.293	58.084	+0.001	20.761	<b>18.217</b>	<b>19.106</b>							
9	15:31:58.502	58.209	+0.126	20.778	18.242	19.189							

Timekeeping Ingrid and Meik Wagner:

Clerk of the course Nigel Edwards:

Steward (Chairman) Ian Watson:

Chief Scrutineer Paul Klaassen:

[www.mylaps.com](http://www.mylaps.com)

Printed: 2013-07-20 15:35:55

posted at:

h

Licensed to: Motorsport Events



# Rotax Euro Challenge 2013 PF Int. / GBR

Rotax Seniors

PF International / England 1,382 Km

RACE 16 Qualifying Heat 8 A-D

2013-07-20 15:40

Race (9 Laps) started at 15:43:42

Pos	No.	Name	Nat.	Chassis	Race Team	Laps	Total Tm	Diff	Best Tm	In Lap	km/h	Points
1	206	Philip MORIN	SWE	Alonso	Dan Holland Racing	9	8:36.596		57.151	6	87,054	0
2	222	Harry WEBB	GBR	Tonykart	Strawberry Racing	9	8:37.749	1.153	57.277	7	86,862	2
3	217	Maximilian WEINZIERL	AUT	Alonso	Dan Holland Racing	9	8:38.502	1.906	57.193	7	86,990	3
4	315	John STEWART	GBR	Gillard	ST Racing	9	8:38.609	2.013	57.233	4	86,929	4
5	225	Kyle FOWLIE	GBR	Tonykart	Strawberry Racing	9	8:38.988	2.392	57.275	4	86,865	5
6	260	Charlie TURNER	GBR	Tonykart	Coles Racing	9	8:39.213	2.617	57.303	7	86,823	6
7	212	Glen VAN DROOGENBROEK	BEL	Tonykart	Daems Racing	9	8:42.129	5.533	57.461	8	86,584	7
8	214	Petr BEZEL	CZE	MS Kart	MS Kart Racing Team	9	8:42.657	6.061	57.606	9	86,366	8
9	244	Alfredo ZABALZA	MEX	Kosmic	Paul Carr Racing	9	8:43.306	6.710	57.506	7	86,516	9
10	255	Ludvig MORIN	SWE	Kosmic	Paul Carr Racing	9	8:43.548	6.952	57.454	7	86,594	10
11	208	Jiri FORMAN	CZE	Tonykart	Protrain Racing	9	8:43.792	7.196	57.552	7	86,447	11
12	227	Ryo HIROOKA	JPN	Intrepid	Intrepid Driver Program	9	8:44.340	7.744	57.366	9	86,727	12
13	237	Sten Dorian PIIRIMAGI	EST	Tonykart	Aix Racing Team	9	8:44.919	8.323	57.523	6	86,491	13
14	259	Max RENBERG	SWE	Tonykart	Renbergs Racing	9	8:46.366	9.770	57.608	6	86,363	14
15	218	Antoine BARTHON	FRA	Formula K	FK Racing Team AB Ltd	9	8:46.748	10.152	57.690	6	86,240	15
16	319	Abdullah AL RAWAHI	OMA	DR	Msport Karting	9	8:47.153	10.557	57.699	6	86,227	16
17	226	Jessica BACKMAN	SWE	Tonykart	Strawberry Racing	9	8:51.998	15.402	57.759	7	86,137	17
18	239	Niklas TIIHONEN	FIN	Formula K	FK Racing Team AB Ltd	9	8:55.277	18.681	57.908	9	85,916	18

## Announcements

These results are provisional until the conclusion of any judicial and technical matters

Started: 18 Classified: 18 Not classified: 0

Margin of Victory	Ø km/h	Best Lap Tm	km/h	Best Lap by
1.153	86,677	57.151	87,054	206 - Philip MORIN

Official Timing [www.camp-company.de](http://www.camp-company.de) / [www.motorsport-events.se](http://www.motorsport-events.se)

Orbits

Timekeeping Ingrid and Meik Wagner:

Clerk of the course Nigel Edwards:

[www.mylaps.com](http://www.mylaps.com)

Steward (Chairman) Ian Watson:

Chief Scrutineer Paul Klaassen:

Licensed to: Motorsport Events

Printed: 2013-07-20 15:53:35

posted at:

h





# Rotax Euro Challenge 2013 PF Int. / GBR

Rotax Seniors

PF International / England 1,382 Km

RACE 16 Qualifying Heat 8 A-D

2013-07-20 15:40

Race (9 Laps) started at 15:43:42

Lap	Time of Day	Lap Tm	Diff	S1 Tm	S2 Tm	S3 Tm
<b>(206) Philip MORIN</b>						
1	15:44:40.494	57.971	+0.820	20.720	18.163	19.088
2	15:45:38.044	57.550	+0.399	20.472	18.160	18.918
3	15:46:35.484	57.440	+0.289	20.409	18.103	18.928
4	15:47:32.789	57.305	+0.154	20.341	18.045	18.919
5	15:48:30.001	57.212	+0.061	20.294	18.053	18.865
6	15:49:27.152	<b>57.151</b>		<b>20.267</b>	18.024	18.860
7	15:50:24.383	57.231	+0.080	20.363	<b>18.014</b>	<b>18.854</b>
8	15:51:21.636	57.253	+0.102	20.336	18.034	18.883
9	15:52:19.119	57.483	+0.332	20.373	18.045	19.065

Lap	Time of Day	Lap Tm	Diff	S1 Tm	S2 Tm	S3 Tm
<b>(212) Glen VAN DROOGENBROEK</b>						
1	15:44:43.050	1:00.249	+2.788	22.084	19.004	19.161
2	15:45:40.869	57.819	+0.358	20.547	18.276	18.996
3	15:46:38.544	57.675	+0.214	20.500	18.173	19.002
4	15:47:36.010	57.466	+0.005	<b>20.428</b>	18.136	<b>18.902</b>
5	15:48:34.415	58.405	+0.944	20.493	18.832	19.080
6	15:49:32.123	57.708	+0.247	20.628	18.124	18.956
7	15:50:29.685	57.562	+0.101	20.544	<b>18.076</b>	18.942
8	15:51:27.146	<b>57.461</b>		20.466	18.084	18.911
9	15:52:24.652	57.506	+0.045	20.459	18.130	18.917

Lap	Time of Day	Lap Tm	Diff	S1 Tm	S2 Tm	S3 Tm
<b>(222) Harry WEBB</b>						
1	15:44:41.287	58.754	+1.477	21.300	18.330	19.124
2	15:45:38.772	57.485	+0.208	20.381	18.230	18.874
3	15:46:36.240	57.468	+0.191	20.450	18.138	18.880
4	15:47:33.615	57.375	+0.098	20.440	18.066	18.869
5	15:48:30.937	57.322	+0.045	20.389	18.076	18.857
6	15:49:28.247	57.310	+0.033	20.380	18.093	<b>18.837</b>
7	15:50:25.524	<b>57.277</b>		<b>20.362</b>	<b>18.010</b>	18.905
8	15:51:22.910	57.386	+0.109	20.429	18.053	18.904
9	15:52:20.272	57.362	+0.085	20.426	18.034	18.902

Lap	Time of Day	Lap Tm	Diff	S1 Tm	S2 Tm	S3 Tm
<b>(214) Petr BEZEL</b>						
1	15:44:42.974	1:00.286	+2.680	21.817	19.285	19.184
2	15:45:40.638	57.664	+0.058	20.422	18.300	18.942
3	15:46:38.251	57.613	+0.007	<b>20.421</b>	18.279	<b>18.913</b>
4	15:47:35.868	57.617	+0.011	20.467	18.210	18.940
5	15:48:34.235	58.367	+0.761	20.539	18.804	19.024
6	15:49:32.345	58.110	+0.504	20.987	18.162	18.961
7	15:50:29.954	57.609	+0.003	20.473	18.150	18.986
8	15:51:27.574	57.620	+0.014	20.456	18.193	18.971
9	15:52:25.180	<b>57.606</b>		20.447	<b>18.128</b>	19.031

Lap	Time of Day	Lap Tm	Diff	S1 Tm	S2 Tm	S3 Tm
<b>(217) Maximilian WEINZIERL</b>						
1	15:44:42.474	59.862	+2.669	21.554	19.263	19.045
2	15:45:39.876	57.402	+0.209	20.428	18.892	18.892
3	15:46:37.184	57.308	+0.115	20.412	18.071	<b>18.825</b>
4	15:47:34.385	57.201	+0.008	<b>20.275</b>	18.053	18.873
5	15:48:31.584	57.199	+0.006	20.393	<b>17.930</b>	18.876
6	15:49:28.835	57.251	+0.058	20.309	18.042	18.900
7	15:50:26.028	<b>57.193</b>		20.319	17.989	18.885
8	15:51:23.526	57.498	+0.305	20.383	18.252	18.863
9	15:52:21.025	57.499	+0.306	20.376	18.123	19.000

Lap	Time of Day	Lap Tm	Diff	S1 Tm	S2 Tm	S3 Tm
<b>(244) Alfredo ZABALZA</b>						
1	15:44:43.617	1:00.679	+3.173	22.060	19.414	19.205
2	15:45:41.250	57.633	+0.127	20.518	18.202	18.913
3	15:46:38.925	57.675	+0.169	20.442	18.200	19.033
4	15:47:36.942	58.017	+0.511	20.514	18.548	18.955
5	15:48:34.579	57.637	+0.131	20.430	18.292	18.915
6	15:49:32.989	58.410	+0.904	20.729	18.607	19.074
7	15:50:30.495	<b>57.506</b>		20.385	<b>18.121</b>	19.000
8	15:51:28.239	57.744	+0.238	<b>20.333</b>	18.527	<b>18.884</b>
9	15:52:25.829	57.590	+0.084	20.409	18.234	18.947

Lap	Time of Day	Lap Tm	Diff	S1 Tm	S2 Tm	S3 Tm
<b>(315) John STEWART</b>						
1	15:44:41.927	59.342	+2.109	20.952	19.404	18.986
2	15:45:39.298	57.371	+0.138	20.402	18.128	<b>18.841</b>
3	15:46:36.605	57.307	+0.074	<b>20.253</b>	18.156	18.898
4	15:47:33.838	<b>57.233</b>		20.320	18.063	18.850
5	15:48:31.181	57.343	+0.110	20.314	18.109	18.920
6	15:49:28.457	57.276	+0.043	20.320	<b>18.057</b>	18.899
7	15:50:25.828	57.371	+0.138	20.387	18.113	18.871
8	15:51:23.356	57.528	+0.295	20.412	18.189	18.927
9	15:52:21.132	57.776	+0.543	20.385	18.439	18.952

Lap	Time of Day	Lap Tm	Diff	S1 Tm	S2 Tm	S3 Tm
<b>(255) Ludvig MORIN</b>						
1	15:44:43.417	1:00.413	+2.959	22.142	19.031	19.240
2	15:45:41.070	57.653	+0.199	20.519	18.070	19.064
3	15:46:39.100	58.030	+0.576	20.521	18.423	19.086
4	15:47:37.841	58.741	+1.287	20.493	18.877	19.371
5	15:48:35.708	57.867	+0.413	20.747	18.067	19.053
6	15:49:33.184	57.476	+0.022	20.476	<b>17.964</b>	19.036
7	15:50:30.638	<b>57.454</b>		<b>20.447</b>	18.038	18.969
8	15:51:28.537	57.899	+0.445	20.458	18.492	<b>18.949</b>
9	15:52:26.071	57.534	+0.080	20.536	17.993	19.005

Lap	Time of Day	Lap Tm	Diff	S1 Tm	S2 Tm	S3 Tm
<b>(225) Kyle FOWLIE</b>						
1	15:44:42.664	59.934	+2.659	21.548	19.361	19.025
2	15:45:40.138	57.474	+0.199	20.435	18.199	18.840
3	15:46:37.455	57.317	+0.042	20.329	18.178	<b>18.810</b>
4	15:47:34.730	<b>57.275</b>		20.341	18.077	18.857
5	15:48:32.097	57.367	+0.092	<b>20.320</b>	18.202	18.845
6	15:49:29.375	57.278	+0.003	20.366	18.088	18.824
7	15:50:26.686	57.311	+0.036	20.397	18.086	18.828
8	15:51:24.028	57.342	+0.067	20.424	<b>18.059</b>	18.859
9	15:52:21.511	57.483	+0.208	20.408	18.094	18.981

Lap	Time of Day	Lap Tm	Diff	S1 Tm	S2 Tm	S3 Tm
<b>(208) Jiri FORMAN</b>						
1	15:44:43.966	1:01.198	+3.646	22.800	19.172	19.226
2	15:45:41.762	57.796	+0.244	20.535	18.234	19.027
3	15:46:39.377	57.615	+0.063	20.457	18.199	18.959
4	15:47:37.352	57.975	+0.423	<b>20.365</b>	18.607	19.003
5	15:48:34.960	57.608	+0.056	20.474	18.183	18.951
6	15:49:32.685	57.725	+0.173	20.541	18.259	18.925
7	15:50:30.237	<b>57.552</b>		20.463	<b>18.158</b>	18.931
8	15:51:28.715	58.478	+0.926	20.412	19.043	19.023
9	15:52:26.315	57.600	+0.048	20.541	18.162	<b>18.897</b>

Lap	Time of Day	Lap Tm	Diff	S1 Tm	S2 Tm	S3 Tm
<b>(260) Charlie TURNER</b>						
1	15:44:41.132	58.478	+1.175	20.944	18.470	19.064
2	15:45:39.069	57.937	+0.634	20.457	18.514	18.966
3	15:46:36.910	57.841	+0.538	20.366	18.535	18.940
4	15:47:34.611	57.701	+0.398	20.293	18.549	18.859
5	15:48:32.311	57.700	+0.397	20.324	18.484	18.892
6	15:49:29.788	57.477	+0.174	<b>20.251</b>	18.286	18.940
7	15:50:27.091	<b>57.303</b>		20.282	18.189	<b>18.832</b>
8	15:51:24.413	57.322	+0.019	20.301	18.178	18.843
9	15:52:21.736	57.323	+0.020	20.273	<b>18.157</b>	18.893

Lap	Time of Day	Lap Tm	Diff	S1 Tm	S2 Tm	S3 Tm
<b>(227) Ryo HIROOKA</b>						
1	15:44:44.664	1:01.520	+4.154	22.921	19.282	19.317
2	15:45:43.310	58.646	+1.280	21.135	18.375	19.136
3	15:46:41.332	58.022	+0.656	20.946	18.206	<b>18.870</b>
4	15:47:39.508	58.176	+0.810	20.513	18.740	18.923
5	15:48:36.966	57.458	+0.092	20.434	18.114	18.910
6	15:49:34.412	57.446	+0.080	20.455	18.069	18.922
7	15:50:31.912	57.500	+0.134	20.499	18.062	18.939
8	15:51:29.497	57.585	+0.219	20.562	18.134	18.889
9	15:52:26.863	<b>57.366</b>		<b>20.409</b>	<b>18.039</b>	18.918



# Rotax Euro Challenge 2013 PF Int. / GBR

Rotax Seniors

PF International / England 1,382 Km

RACE 16 Qualifying Heat 8 A-D

2013-07-20 15:40

Race (9 Laps) started at 15:43:42

Lap	Time of Day	Lap Tm	Diff	S1 Tm	S2 Tm	S3 Tm	Lap	Time of Day	Lap Tm	Diff	S1 Tm	S2 Tm	S3 Tm
<b>(237) Sten Dorian PIIRIMAGI</b>													
1	15:44:44.301	1:01.218	+3.695	22.835	19.129	19.254							
2	15:45:43.120	58.819	+1.296	20.836	18.920	19.063							
3	15:46:41.188	58.068	+0.545	20.671	18.376	19.021							
4	15:47:38.955	57.767	+0.244	20.507	18.287	18.973							
5	15:48:36.726	57.771	+0.248	20.608	18.175	18.988							
6	15:49:34.249	<b>57.523</b>		<b>20.455</b>	<b>18.097</b>	<b>18.971</b>							
7	15:50:32.173	57.924	+0.401	20.540	18.384	19.000							
8	15:51:29.847	57.674	+0.151	20.515	18.157	19.002							
9	15:52:27.442	57.595	+0.072	20.456	18.152	18.987							
<b>(259) Max RENBERG</b>													
1	15:44:44.542	1:01.561	+3.953	23.143	19.064	19.354							
2	15:45:42.999	58.457	+0.849	20.861	18.477	19.119							
3	15:46:41.741	58.742	+1.134	21.032	18.615	19.095							
4	15:47:39.919	58.178	+0.570	<b>20.481</b>	18.604	19.093							
5	15:48:37.710	57.791	+0.183	20.747	<b>18.086</b>	18.958							
6	15:49:35.318	<b>57.608</b>		20.527	18.162	<b>18.919</b>							
7	15:50:33.109	57.791	+0.183	20.563	18.176	19.052							
8	15:51:30.909	57.800	+0.192	20.689	18.152	18.959							
9	15:52:28.889	57.980	+0.372	20.565	18.230	19.185							
<b>(218) Antoine BARTHON</b>													
1	15:44:43.911	1:00.835	+3.145	22.160	19.366	19.309							
2	15:45:42.871	58.960	+1.270	21.164	18.688	19.108							
3	15:46:41.003	58.132	+0.442	20.755	18.293	19.084							
4	15:47:40.071	59.068	+1.378	20.663	19.284	19.121							
5	15:48:38.119	58.048	+0.358	20.843	18.210	18.995							
6	15:49:35.809	<b>57.690</b>		20.546	<b>18.167</b>	<b>18.977</b>							
7	15:50:33.626	57.817	+0.127	20.538	18.207	19.072							
8	15:51:31.473	57.847	+0.157	20.608	18.176	19.063							
9	15:52:29.271	57.798	+0.108	<b>20.503</b>	18.194	19.101							
<b>(319) Abdullah AL RAWAHI</b>													
1	15:44:44.157	1:01.000	+3.301	22.648	19.094	19.258							
2	15:45:43.581	59.424	+1.725	21.556	18.707	19.161							
3	15:46:41.993	58.412	+0.713	21.082	18.265	19.065							
4	15:47:40.248	58.255	+0.556	20.532	18.537	19.186							
5	15:48:38.450	58.202	+0.503	20.891	18.327	<b>18.984</b>							
6	15:49:36.149	<b>57.699</b>		<b>20.345</b>	18.243	19.111							
7	15:50:33.958	57.809	+0.110	20.474	<b>18.240</b>	19.095							
8	15:51:31.746	57.788	+0.089	20.481	18.256	19.051							
9	15:52:29.676	57.930	+0.231	20.514	18.255	19.161							
<b>(226) Jessica BACKMAN</b>													
1	15:44:51.376	1:08.504	+10.745	30.699	18.413	19.392							
2	15:45:49.552	58.176	+0.417	20.775	18.278	19.123							
3	15:46:47.455	57.903	+0.144	20.701	18.147	19.055							
4	15:47:45.327	57.872	+0.113	20.697	18.106	19.069							
5	15:48:43.189	57.862	+0.103	20.727	18.094	19.041							
6	15:49:41.051	57.862	+0.103	20.693	18.151	19.018							
7	15:50:38.810	<b>57.759</b>		20.674	18.082	<b>19.003</b>							
8	15:51:36.699	57.889	+0.130	20.678	18.191	19.020							
9	15:52:34.521	57.822	+0.063	<b>20.658</b>	<b>18.080</b>	19.084							
<b>(239) Niklas TIHONEN</b>													
1	15:44:53.299	1:10.441	+12.533	32.572	18.672	19.197							
2	15:45:51.562	58.263	+0.355	20.794	18.509	18.960							
3	15:46:49.750	58.188	+0.280	20.730	18.457	19.001							
4	15:47:47.727	57.977	+0.069	20.667	<b>18.308</b>	19.002							
5	15:48:45.721	57.994	+0.086	20.728	18.322	18.944							
6	15:49:43.747	58.026	+0.118	20.667	18.407	18.952							
7	15:50:41.671	57.924	+0.016	20.650	18.358	<b>18.916</b>							
8	15:51:39.892	58.221	+0.313	20.695	18.516	19.010							
9	15:52:37.800	<b>57.908</b>		<b>20.610</b>	18.344	18.954							



# Rotax Euro Challenge 2013 PF Int. / GBR

Rotax Seniors

PF International / England 1,382 Km

RACE 19 Qualifying Heat 9 C-E

2013-07-20 17:00

Race (9 Laps) started at 17:02:31

Pos	No.	Name	Nat.	Chassis	Race Team	Laps	Total Tm	Diff	Best Tm	In Lap	km/h	Points
1	321	Mark LITCHFIELD	GBR	Kosmic	Paul Carr Racing	9	8:43.862		57.741	7	86,164	0
2	270	Oliver MYERS	GBR	Tonykart	Coles Racing	9	8:44.052	0.190	57.704	7	86,219	2
3	202	Edward BRAND	GBR	Intrepid	Intrepid Driver Program	9	8:44.257	0.395	57.746	2	86,157	3
4	314	Max AITKEN	GBR	Tonykart	Strawberry Racing	9	8:44.549	0.687	57.614	8	86,354	4
5	316	Joshua COLLINGS	GBR	CRG	Global Karting	9	8:45.389	1.527	57.848	4	86,005	5
6	279	Luke VARLEY	GBR	Birel	KMS Hungary	9	8:45.621	1.759	57.706	8	86,216	6
7	266	Connor JUPP	GBR	Alonso	Dan Holland Racing	9	8:45.873	2.011	57.584	8	86,399	7
8	221	Jan JONCK	DNK	Tonykart	RS Competition	9	8:46.046	2.184	57.586	8	86,396	8
9	264	Jules COUSIN	FRA	FA Kart	DSS Kart	9	8:46.412	2.550	57.768	7	86,124	9
10	207	Bas DE LAAT	NLD	Gillard	PDB Kart Racing	9	8:46.700	2.838	57.742	8	86,163	10
11	309	Zachary DE MELO	CAN	Tonykart	RL Racing Dept UK Ltd	9	8:47.376	3.514	57.671	8	86,269	11
12	312	Luke KNOTT	GBR	Tonykart	RL Racing Dept UK Ltd	9	8:48.367	4.505	57.654	9	86,294	12
13	283	Joey VAN SPLUNTEREN	NLD	Gillard	DFK Racing Team	9	8:49.305	5.443	58.036	5	85,726	13
14	281	Antoni PTAK	USA	Birel	KMS Hungary	9	8:50.455	6.593	57.957	8	85,843	14
15	313	Masaomi KANDA	JPN	Kosmic	Paul Carr Racing	9	8:51.964	8.102	58.280	9	85,367	15
16	285	Boris KOLFF	NLD	FA Kart	Team TKP	9	8:52.747	8.885	58.107	9	85,621	16
17	317	Nico RINDLISBACHER	CHE	Birel	Spirit Racing		0.814	9 Laps		0	-	17

## Announcements

These results are provisional until the conclusion of any judicial and technical matters

Started: 17 Classified: 17 Not classified: 0

Margin of Victory	Ø km/h	Best Lap Tm	km/h	Best Lap by
0.190	85,474	57.584	86,399	266 - Connor JUPP

Official Timing [www.camp-company.de](http://www.camp-company.de) / [www.motorsport-events.se](http://www.motorsport-events.se)

Orbits

Timekeeping Ingrid and Meik Wagner:

Clerk of the course Nigel Edwards:

[www.mylaps.com](http://www.mylaps.com)

Steward (Chairman) Ian Watson:

Chief Scrutineer Paul Klaassen:

Licensed to: Motorsport Events

Printed: 2013-07-20 17:13:07

posted at:

h



# Rotax Euro Challenge 2013 PF Int. / GBR

Rotax Seniors

PF International / England 1,382 Km

RACE 19 Qualifying Heat 9 C-E

2013-07-20 17:00

Race (9 Laps) started at 17:02:31

Lap	Time of Day	Lap Tm	Diff	S1 Tm	S2 Tm	S3 Tm	Lap	Time of Day	Lap Tm	Diff	S1 Tm	S2 Tm	S3 Tm
<b>(321) Mark LITCHFIELD</b>							<b>(266) Connor JUPP</b>						
1	17:03:30.227	59.145	+1.404	21.465	18.402	19.278	1	17:03:31.466	1:00.340	+2.756	22.283	18.811	19.246
2	17:04:28.428	58.201	+0.460	20.708	18.327	19.166	2	17:04:29.383	57.917	+0.333	20.545	18.249	19.123
3	17:05:26.829	58.401	+0.660	20.606	18.689	19.106	3	17:05:27.930	58.547	+0.963	21.112	18.379	19.056
4	17:06:24.790	57.961	+0.220	20.564	18.222	19.175	4	17:06:25.792	57.862	+0.278	20.458	18.179	19.225
5	17:07:22.617	57.827	+0.086	20.502	18.201	19.124	5	17:07:24.341	58.549	+0.965	20.430	19.129	<b>18.990</b>
6	17:08:20.449	57.832	+0.091	20.550	18.174	19.108	6	17:08:22.214	57.873	+0.289	<b>20.401</b>	18.198	19.274
7	17:09:18.190	<b>57.741</b>		<b>20.462</b>	<b>18.168</b>	19.111	7	17:09:20.647	58.433	+0.849	21.277	18.145	19.011
8	17:10:16.008	57.818	+0.077	20.500	18.235	<b>19.083</b>	8	17:10:18.231	<b>57.584</b>		20.455	<b>18.122</b>	19.007
9	17:11:14.944	58.936	+1.195	20.745	19.051	19.140	9	17:11:16.955	58.724	+1.140	20.425	18.983	19.316
<b>(270) Oliver MYERS</b>							<b>(221) Jan JONCK</b>						
1	17:03:31.627	1:00.329	+2.625	21.997	19.058	19.274	1	17:03:32.331	1:00.933	+3.347	22.322	19.305	19.306
2	17:04:29.479	57.852	+0.148	20.543	18.252	19.057	2	17:04:30.974	58.643	+1.057	20.493	18.870	19.280
3	17:05:27.505	58.026	+0.322	20.687	18.304	19.035	3	17:05:28.873	57.899	+0.313	20.541	18.203	19.155
4	17:06:25.272	57.767	+0.063	<b>20.504</b>	18.252	19.011	4	17:06:26.709	57.836	+0.250	20.454	18.333	19.049
5	17:07:23.436	58.164	+0.460	20.786	18.310	19.068	5	17:07:25.682	58.973	+1.387	20.481	19.324	19.168
6	17:08:21.203	57.767	+0.063	20.517	18.186	19.064	6	17:08:23.594	57.912	+0.326	20.439	18.471	<b>19.002</b>
7	17:09:18.907	<b>57.704</b>		20.538	<b>18.171</b>	<b>18.995</b>	7	17:09:21.254	57.660	+0.074	20.514	18.076	19.070
8	17:10:16.653	57.746	+0.042	20.553	18.171	19.022	8	17:10:18.840	<b>57.586</b>		20.465	<b>18.055</b>	19.066
9	17:11:15.134	58.481	+0.777	20.508	18.864	19.109	9	17:11:17.128	58.288	+0.702	<b>20.368</b>	18.575	19.345
<b>(202) Edward BRAND</b>							<b>(264) Jules COUSIN</b>						
1	17:03:30.910	59.737	+1.991	21.683	18.765	19.289	1	17:03:32.805	1:01.477	+3.709	22.662	19.371	19.444
2	17:04:28.656	<b>57.746</b>		<b>20.424</b>	18.221	19.101	2	17:04:31.212	58.407	+0.639	20.760	18.394	19.253
3	17:05:26.630	57.974	+0.228	20.462	18.348	19.164	3	17:05:29.064	57.852	+0.084	20.465	18.212	19.175
4	17:06:24.613	57.983	+0.237	20.571	18.242	19.170	4	17:06:27.091	58.027	+0.259	20.538	18.357	<b>19.132</b>
5	17:07:22.371	57.758	+0.012	20.492	18.230	<b>19.036</b>	5	17:07:25.487	58.396	+0.628	<b>20.393</b>	18.870	19.133
6	17:08:20.229	57.858	+0.112	20.553	18.226	19.079	6	17:08:24.075	58.588	+0.820	20.589	18.749	19.250
7	17:09:18.077	57.848	+0.102	20.506	<b>18.207</b>	19.135	7	17:09:21.843	<b>57.768</b>		20.509	<b>18.120</b>	19.139
8	17:10:16.135	58.058	+0.312	20.475	18.514	19.069	8	17:10:19.624	57.781	+0.013	20.490	18.159	19.132
9	17:11:15.339	59.204	+1.458	20.755	19.338	19.111	9	17:11:17.494	57.870	+0.102	20.510	18.178	19.182
<b>(314) Max AITKEN</b>							<b>(207) Bas DE LAAT</b>						
1	17:03:32.185	1:00.797	+3.183	22.185	19.280	19.332	1	17:03:32.948	1:01.477	+3.735	22.688	19.439	19.350
2	17:04:30.352	58.167	+0.553	20.467	18.569	19.131	2	17:04:31.387	58.439	+0.697	20.695	18.437	19.307
3	17:05:28.237	57.885	+0.271	20.508	18.242	19.135	3	17:05:29.272	57.885	+0.143	<b>20.437</b>	18.308	19.140
4	17:06:25.958	57.721	+0.107	20.471	18.173	19.077	4	17:06:27.234	57.962	+0.220	20.554	18.280	19.128
5	17:07:24.051	58.093	+0.479	<b>20.413</b>	18.573	19.107	5	17:07:25.892	58.658	+0.916	20.478	18.948	19.232
6	17:08:22.250	58.199	+0.585	20.562	18.535	19.102	6	17:08:24.225	58.333	+0.591	20.502	18.538	19.293
7	17:09:20.011	57.761	+0.147	20.556	18.144	19.061	7	17:09:22.038	57.813	+0.071	20.486	<b>18.144</b>	19.183
8	17:10:17.625	<b>57.614</b>		20.507	<b>18.077</b>	<b>19.030</b>	8	17:10:19.780	<b>57.742</b>		20.437	18.271	<b>19.034</b>
9	17:11:15.631	58.006	+0.392	20.547	18.207	19.252	9	17:11:17.782	58.002	+0.260	20.490	18.283	19.229
<b>(316) Joshua COLLINGS</b>							<b>(309) Zachary DE MELO</b>						
1	17:03:31.112	59.877	+2.029	21.538	19.101	19.238	1	17:03:33.455	1:01.431	+3.760	22.553	19.668	19.210
2	17:04:29.156	58.044	+0.196	20.425	18.495	19.124	2	17:04:32.678	59.223	+1.552	20.549	18.677	19.997
3	17:05:27.218	58.062	+0.214	20.520	18.441	19.101	3	17:05:31.002	58.324	+0.653	20.726	18.470	19.128
4	17:06:25.066	<b>57.848</b>		20.506	18.348	18.994	4	17:06:29.145	58.143	+0.472	20.636	18.425	19.082
5	17:07:24.234	59.168	+1.320	21.085	18.910	19.173	5	17:07:27.175	58.030	+0.359	20.629	18.368	19.033
6	17:08:22.400	58.166	+0.318	20.700	18.439	19.027	6	17:08:25.202	58.027	+0.356	20.535	18.374	19.118
7	17:09:20.402	58.002	+0.154	20.728	<b>18.285</b>	<b>18.989</b>	7	17:09:22.978	57.776	+0.105	20.501	18.262	19.013
8	17:10:18.387	57.985	+0.137	20.440	18.530	19.015	8	17:10:20.649	<b>57.671</b>		20.458	<b>18.219</b>	<b>18.994</b>
9	17:11:16.471	58.084	+0.236	<b>20.394</b>	18.569	19.121	9	17:11:18.458	57.809	+0.138	<b>20.437</b>	18.283	19.089
<b>(279) Luke VARLEY</b>							<b>(312) Luke KNOTT</b>						
1	17:03:31.949	1:00.727	+3.021	22.284	19.249	19.194	1	17:03:33.948	1:02.335	+4.681	22.821	20.320	19.194
2	17:04:30.814	58.865	+1.159	20.597	19.046	19.222	2	17:04:33.629	59.681	+2.027	20.566	18.396	20.719
3	17:05:28.661	57.847	+0.141	20.575	<b>18.186</b>	19.086	3	17:05:32.159	58.530	+0.876	20.973	18.463	19.094
4	17:06:26.882	58.221	+0.515	20.584	18.579	19.058	4	17:06:29.986	57.827	+0.173	20.543	18.150	19.134
5	17:07:25.109	58.227	+0.521	20.531	18.636	19.060	5	17:07:27.692	57.706	+0.052	20.440	18.236	<b>19.030</b>
6	17:08:22.838	57.729	+0.023	20.578	18.204	<b>18.947</b>	6	17:08:25.985	58.293	+0.639	<b>20.409</b>	18.707	19.177
7	17:09:20.876	58.038	+0.332	20.732	18.241	19.065	7	17:09:24.127	58.142	+0.488	20.567	18.545	19.030
8	17:10:18.582	<b>57.706</b>		20.493	18.232	18.981	8	17:10:21.795	57.668	+0.014	20.513	18.124	19.031
9	17:11:16.703	58.121	+0.415	<b>20.491</b>	18.467	19.163	9	17:11:19.449	<b>57.654</b>		20.442	<b>18.116</b>	19.096



# Rotax Euro Challenge 2013 PF Int. / GBR

Rotax Seniors

PF International / England 1,382 Km

RACE 19 Qualifying Heat 9 C-E

2013-07-20 17:00

Race (9 Laps) started at 17:02:31

Lap	Time of Day	Lap Tm	Diff	S1 Tm	S2 Tm	S3 Tm	Lap	Time of Day	Lap Tm	Diff	S1 Tm	S2 Tm	S3 Tm
<b>(283) Joey VAN SPLUNTEREN</b>													
1	17:03:33.251	1:01.720	+3.684	22.829	19.524	19.367							
2	17:04:32.873	59.622	+1.586	20.649	18.591	20.382							
3	17:05:31.308	58.435	+0.399	20.661	18.585	19.189							
4	17:06:29.394	58.086	+0.050	20.491	18.493	<b>19.102</b>							
5	17:07:27.430	<b>58.036</b>		<b>20.465</b>	18.465	19.106							
6	17:08:25.834	58.404	+0.368	20.587	18.671	19.146							
7	17:09:24.027	58.193	+0.157	20.609	18.452	19.132							
8	17:10:22.327	58.300	+0.264	20.685	18.462	19.153							
9	17:11:20.387	58.060	+0.024	20.481	<b>18.389</b>	19.190							
<b>(281) Antoni PTAK</b>													
1	17:03:35.950	1:03.772	+5.815	23.266	20.989	19.517							
2	17:04:34.383	58.433	+0.476	20.706	18.488	19.239							
3	17:05:32.566	58.183	+0.226	20.638	18.342	19.203							
4	17:06:30.896	58.330	+0.373	<b>20.567</b>	18.326	19.437							
5	17:07:29.048	58.152	+0.195	20.695	18.306	19.151							
6	17:08:27.463	58.415	+0.458	20.727	18.521	19.167							
7	17:09:25.530	58.067	+0.110	20.672	<b>18.255</b>	19.140							
8	17:10:23.487	<b>57.957</b>		20.641	18.262	<b>19.054</b>							
9	17:11:21.537	58.050	+0.093	20.661	18.297	19.092							
<b>(313) Masaomi KANDA</b>													
1	17:03:34.815	1:02.696	+4.416	23.784	19.540	19.372							
2	17:04:33.237	58.422	+0.142	20.681	<b>18.404</b>	19.337							
3	17:05:31.965	58.728	+0.448	20.753	18.560	19.415							
4	17:06:30.758	58.793	+0.513	20.663	18.625	19.505							
5	17:07:29.495	58.737	+0.457	20.769	18.684	19.284							
6	17:08:27.886	58.391	+0.111	20.613	18.484	19.294							
7	17:09:26.318	58.432	+0.152	<b>20.518</b>	18.594	19.320							
8	17:10:24.766	58.448	+0.168	20.632	18.419	19.397							
9	17:11:23.046	<b>58.280</b>		20.632	18.415	<b>19.233</b>							
<b>(285) Boris KOLFF</b>													
1	17:03:36.478	1:03.927	+5.820	23.067	21.411	19.449							
2	17:04:35.098	58.620	+0.513	20.707	18.528	19.385							
3	17:05:33.594	58.496	+0.389	20.726	18.497	19.273							
4	17:06:31.953	58.359	+0.252	20.649	18.465	19.245							
5	17:07:30.525	58.572	+0.465	20.777	18.504	19.291							
6	17:08:28.731	58.206	+0.099	<b>20.581</b>	18.429	19.196							
7	17:09:27.516	58.785	+0.678	21.089	18.473	19.223							
8	17:10:25.722	58.206	+0.099	20.599	18.402	19.205							
9	17:11:23.829	<b>58.107</b>		20.616	<b>18.339</b>	<b>19.152</b>							

Timekeeping Ingrid and Meik Wagner:

Clerk of the course Nigel Edwards:

Steward (Chairman) Ian Watson:

Chief Scrutineer Paul Klaassen:

[www.mylaps.com](http://www.mylaps.com)

Licensed to: Motorsport Events



# Rotax Euro Challenge 2013 PF Int. / GBR

Rotax Seniors

PF International / England 1,382 Km

RACE 20 Qualifying Heat 10 B-D

2013-07-20 17:20

Race (9 Laps) started at 17:22:26

Pos	No.	Name	Nat.	Chassis	Race Team	Laps	Total Tm	Diff	Best Tm	In Lap	km/h	Points
1	231	Pierce LEHANE	AUS	Alonso	Dan Holland Racing	9	8:39.680		57.578	5	86,408	0
2	222	Harry WEBB	GBR	Tonykart	Strawberry Racing	9	8:39.903	0.223	57.497	7	86,530	2
3	234	Charlie EASTWOOD	IRL	Tonykart	Strawberry Racing	9	8:40.030	0.350	57.264	9	86,882	3
4	217	Maximilian WEINZIERL	AUT	Alonso	Dan Holland Racing	9	8:40.739	1.059	57.425	7	86,638	4
5	276	Martin HENCKEL MORTENS	DNK	Tonykart	RS Competition	9	8:41.333	1.653	57.392	7	86,688	5
6	228	Eugene DENYSSEN	ZAF	Alonso	Dan Holland Racing	9	8:41.694	2.014	57.484	7	86,549	6
7	236	Jack WEPRIN	USA	Alonso	Dan Holland Racing	9	8:42.873	3.193	57.700	4	86,225	7
8	214	Petr BEZEL	CZE	MS Kart	MS Kart Racing Team	9	8:43.338	3.658	57.687	8	86,245	8
9	208	Jiri FORMAN	CZE	Tonykart	Protrain Racing	9	8:46.299	6.619	58.007	6	85,769	9
10	263	Tobias HOLM	DNK	Tonykart	RS Competition	9	8:46.696	7.016	57.939	5	85,870	10
11	247	Glenn VAN PARIJS	BEL	Tonykart	Bouvin Power	9	8:46.858	7.178	57.566	7	86,426	11
12	255	Ludvig MORIN	SWE	Kosmic	Paul Carr Racing	9	8:47.059	7.379	57.713	5	86,206	12
13	227	Ryo HIROOKA	JPN	Intrepid	Intrepid Driver Program	9	8:47.257	7.577	57.595	5	86,382	13
14	239	Niklas TIIHONEN	FIN	Formula K	FK Racing Team AB Ltd	9	8:47.364	7.684	57.784	6	86,100	14
15	244	Alfredo ZABALZA	MEX	Kosmic	Paul Carr Racing	9	8:49.102	9.422	57.803	6	86,072	15
16	235	Petr FULIN	CZE	OK1	OK1 Racing Team	9	8:49.712	10.032	58.109	7	85,618	16
17	218	Antoine BARTHON	FRA	Formula K	FK Racing Team AB Ltd	9	8:50.922	11.242	58.124	5	85,596	17
18	268	Cecile MARTINI	FRA	Sodikart	Martini Racing Kart	9	8:51.180	11.500	58.003	6	85,775	18

## Announcements

These results are provisional until the conclusion of any judicial and technical matters

No. 218 warning board

Started: 18 Classified: 18 Not classified: 0

Margin of Victory	Ø km/h	Best Lap Tm	km/h	Best Lap by
0.223	86,162	57.264	86,882	234 - Charlie EASTWOOD

Official Timing [www.camp-company.de](http://www.camp-company.de) / [www.motorsport-events.se](http://www.motorsport-events.se)

Orbits

Timekeeping Ingrid and Meik Wagner:

Clerk of the course Nigel Edwards:

[www.mylaps.com](http://www.mylaps.com)

Steward (Chairman) Ian Watson:

Chief Scrutineer Paul Klaassen:

Licensed to: Motorsport Events

Printed: 2013-07-20 17:32:23

posted at:

h



# Rotax Euro Challenge 2013 PF Int. / GBR

Rotax Seniors

PF International / England 1,382 Km

RACE 20 Qualifying Heat 10 B-D

2013-07-20 17:20

Race (9 Laps) started at 17:22:26

Lap	Time of Day	Lap Tm	Diff	S1 Tm	S2 Tm	S3 Tm
<b>(231) Pierce LEHANE</b>						
1	17:23:24.495	58.187	+0.609	20.917	18.164	19.106
2	17:24:22.303	57.808	+0.230	20.586	18.089	19.133
3	17:25:20.152	57.849	+0.271	20.551	18.134	19.164
4	17:26:17.868	57.716	+0.138	20.532	18.071	19.113
5	17:27:15.446	<b>57.578</b>		20.515	<b>17.991</b>	19.072
6	17:28:13.059	57.613	+0.035	20.501	18.108	<b>19.004</b>
7	17:29:10.748	57.689	+0.111	<b>20.478</b>	18.112	19.099
8	17:30:08.334	57.586	+0.008	20.486	18.009	19.091
9	17:31:05.988	57.654	+0.076	20.479	18.092	19.083

Lap	Time of Day	Lap Tm	Diff	S1 Tm	S2 Tm	S3 Tm
<b>(236) Jack WEPRIN</b>						
1	17:23:26.282	59.844	+2.144	21.172	19.384	19.288
2	17:24:24.830	58.548	+0.848	20.968	18.476	19.104
3	17:25:22.552	57.722	+0.022	<b>20.434</b>	18.229	19.059
4	17:26:20.252	<b>57.700</b>		20.451	<b>18.196</b>	19.053
5	17:27:18.052	57.800	+0.100	20.526	18.199	19.075
6	17:28:15.783	57.731	+0.031	20.503	18.215	<b>19.013</b>
7	17:29:13.629	57.846	+0.146	20.477	18.221	19.148
8	17:30:11.337	57.708	+0.008	20.474	18.201	19.033
9	17:31:09.181	57.844	+0.144	20.538	18.248	19.058

Lap	Time of Day	Lap Tm	Diff	S1 Tm	S2 Tm	S3 Tm
<b>(222) Harry WEBB</b>						
1	17:23:24.965	58.483	+0.986	21.018	18.309	19.156
2	17:24:22.676	57.711	+0.214	20.519	18.144	19.048
3	17:25:20.458	57.782	+0.285	20.440	18.296	19.046
4	17:26:18.091	57.633	+0.136	20.495	18.177	<b>18.961</b>
5	17:27:15.722	57.631	+0.134	20.452	18.146	19.033
6	17:28:13.525	57.803	+0.306	20.412	18.399	18.992
7	17:29:11.022	<b>57.497</b>		20.406	<b>18.114</b>	18.977
8	17:30:08.542	57.520	+0.023	<b>20.370</b>	18.139	19.011
9	17:31:06.211	57.669	+0.172	20.438	18.189	19.042

Lap	Time of Day	Lap Tm	Diff	S1 Tm	S2 Tm	S3 Tm
<b>(214) Petr BEZEL</b>						
1	17:23:26.901	1:00.144	+2.457	22.273	18.665	19.206
2	17:24:25.101	58.200	+0.513	20.597	18.402	19.201
3	17:25:22.949	57.848	+0.161	20.436	18.359	19.053
4	17:26:20.757	57.808	+0.121	20.466	18.324	19.018
5	17:27:18.648	57.891	+0.204	20.500	18.328	19.063
6	17:28:16.395	57.747	+0.060	20.427	18.329	<b>18.991</b>
7	17:29:14.103	57.708	+0.021	<b>20.399</b>	18.262	19.047
8	17:30:11.790	<b>57.687</b>		20.412	<b>18.247</b>	19.028
9	17:31:09.646	57.856	+0.169	20.470	18.304	19.082

Lap	Time of Day	Lap Tm	Diff	S1 Tm	S2 Tm	S3 Tm
<b>(234) Charlie EASTWOOD</b>						
1	17:23:25.927	59.128	+1.864	21.449	18.531	19.148
2	17:24:24.330	58.403	+1.139	21.112	18.283	19.008
3	17:25:21.758	57.428	+0.164	20.322	18.161	18.945
4	17:26:19.171	57.413	+0.149	<b>20.280</b>	18.210	18.923
5	17:27:16.723	57.552	+0.288	20.328	18.192	19.032
6	17:28:14.232	57.509	+0.245	20.406	18.119	18.984
7	17:29:11.638	57.406	+0.142	20.386	18.075	18.945
8	17:30:09.074	57.436	+0.172	20.424	18.100	<b>18.912</b>
9	17:31:06.338	<b>57.264</b>		20.322	<b>17.971</b>	18.971

Lap	Time of Day	Lap Tm	Diff	S1 Tm	S2 Tm	S3 Tm
<b>(208) Jiri FORMAN</b>						
1	17:23:27.122	1:00.174	+2.167	22.217	18.732	19.225
2	17:24:25.362	58.240	+0.233	20.602	18.525	19.113
3	17:25:23.420	58.058	+0.051	20.558	18.447	19.053
4	17:26:21.647	58.227	+0.220	20.552	18.531	19.144
5	17:27:20.019	58.372	+0.365	20.971	18.359	<b>19.042</b>
6	17:28:18.026	<b>58.007</b>		<b>20.544</b>	18.369	19.094
7	17:29:16.127	58.101	+0.094	20.552	18.410	19.139
8	17:30:14.204	58.077	+0.070	20.618	<b>18.312</b>	19.147
9	17:31:12.607	58.403	+0.396	20.651	18.616	19.136

Lap	Time of Day	Lap Tm	Diff	S1 Tm	S2 Tm	S3 Tm
<b>(217) Maximilian WEINZIERL</b>						
1	17:23:25.663	59.065	+1.640	21.227	18.652	19.186
2	17:24:23.490	57.827	+0.402	20.522	18.220	19.085
3	17:25:21.239	57.749	+0.324	20.469	18.237	19.043
4	17:26:18.897	57.658	+0.233	20.431	18.183	19.044
5	17:27:17.031	58.134	+0.709	20.527	18.595	19.012
6	17:28:14.522	57.491	+0.066	20.403	18.118	18.970
7	17:29:11.947	<b>57.425</b>		20.424	<b>18.076</b>	<b>18.925</b>
8	17:30:09.451	57.504	+0.079	20.409	18.155	18.940
9	17:31:07.047	57.596	+0.171	<b>20.398</b>	18.127	19.071

Lap	Time of Day	Lap Tm	Diff	S1 Tm	S2 Tm	S3 Tm
<b>(263) Tobias HOLM</b>						
1	17:23:27.507	1:00.296	+2.357	22.190	18.944	19.162
2	17:24:25.586	58.079	+0.140	20.705	18.246	19.128
3	17:25:23.620	58.034	+0.095	20.615	18.298	19.121
4	17:26:21.837	58.217	+0.278	<b>20.529</b>	18.445	19.243
5	17:27:19.776	<b>57.939</b>		20.594	<b>18.184</b>	19.161
6	17:28:17.819	58.043	+0.104	20.608	18.324	19.111
7	17:29:15.922	58.103	+0.164	20.634	18.383	<b>19.086</b>
8	17:30:14.385	58.463	+0.524	20.879	18.357	19.227
9	17:31:13.004	58.619	+0.680	20.586	18.681	19.352

Lap	Time of Day	Lap Tm	Diff	S1 Tm	S2 Tm	S3 Tm
<b>(276) Martin HENCKEL MORTENSEN</b>						
1	17:23:26.375	59.412	+2.020	21.948	18.251	19.213
2	17:24:24.541	58.166	+0.774	20.738	18.376	19.052
3	17:25:22.088	57.547	+0.155	20.443	18.172	<b>18.932</b>
4	17:26:19.693	57.605	+0.213	20.519	18.148	18.938
5	17:27:17.414	57.721	+0.329	20.540	18.107	19.074
6	17:28:14.988	57.574	+0.182	<b>20.367</b>	18.163	19.044
7	17:29:12.380	<b>57.392</b>		20.394	<b>18.022</b>	18.976
8	17:30:09.839	57.459	+0.067	20.377	18.144	18.938
9	17:31:07.641	57.802	+0.410	20.453	18.341	19.008

Lap	Time of Day	Lap Tm	Diff	S1 Tm	S2 Tm	S3 Tm
<b>(247) Glenn VAN PARIJS</b>						
1	17:23:28.274	1:01.162	+3.596	22.460	19.462	19.240
2	17:24:26.434	58.160	+0.594	20.842	18.265	19.053
3	17:25:24.313	57.879	+0.313	20.516	18.281	19.082
4	17:26:22.201	58.888	+1.322	21.384	18.367	19.137
5	17:27:21.204	58.003	+0.437	20.451	18.440	19.112
6	17:28:19.020	57.816	+0.250	<b>20.417</b>	18.287	19.112
7	17:29:16.586	<b>57.566</b>		20.426	18.149	<b>18.991</b>
8	17:30:14.483	57.897	+0.331	20.585	<b>18.128</b>	19.184
9	17:31:13.166	58.683	+1.117	20.587	18.720	19.376

Lap	Time of Day	Lap Tm	Diff	S1 Tm	S2 Tm	S3 Tm
<b>(228) Eugene DENYSSEN</b>						
1	17:23:25.815	59.151	+1.667	21.430	18.564	19.157
2	17:24:23.731	57.916	+0.432	20.732	18.127	19.057
3	17:25:21.446	57.715	+0.231	20.409	18.198	19.108
4	17:26:19.439	57.993	+0.509	20.467	18.471	19.055
5	17:27:17.226	57.787	+0.303	20.367	18.321	19.099
6	17:28:14.716	57.490	+0.006	20.366	18.142	<b>18.982</b>
7	17:29:12.200	<b>57.484</b>		<b>20.362</b>	<b>18.116</b>	19.006
8	17:30:10.039	57.839	+0.355	20.398	18.451	18.990
9	17:31:08.002	57.963	+0.479	20.409	18.317	19.237

Lap	Time of Day	Lap Tm	Diff	S1 Tm	S2 Tm	S3 Tm
<b>(255) Ludvig MORIN</b>						
1	17:23:28.424	1:01.131	+3.418	22.448	19.418	19.265
2	17:24:26.254	57.830	+0.117	20.608	18.165	<b>19.057</b>
3	17:25:24.250	57.996	+0.283	20.621	18.096	19.279
4	17:26:22.339	59.089	+1.376	21.422	18.533	19.134
5	17:27:21.052	<b>57.713</b>		20.480	18.120	19.113
6	17:28:19.249	58.197	+0.484	20.539	18.447	19.211
7	17:29:17.459	58.210	+0.497	20.897	18.188	19.125
8	17:30:15.217	57.758	+0.045	<b>20.459</b>	<b>18.027</b>	19.272
9	17:31:13.367	58.150	+0.437	20.522	18.159	19.469

Timekeeping Ingrid and Meik Wagner:

Clerk of the course Nigel Edwards:

[www.mylaps.com](http://www.mylaps.com)

Steward (Chairman) Ian Watson:

Chief Scrutineer Paul Klaassen:

Licensed to: Motorsport Events



# Rotax Euro Challenge 2013 PF Int. / GBR

Rotax Seniors

PF International / England 1,382 Km

RACE 20 Qualifying Heat 10 B-D

2013-07-20 17:20

Race (9 Laps) started at 17:22:26

Lap	Time of Day	Lap Tm	Diff	S1 Tm	S2 Tm	S3 Tm	Lap	Time of Day	Lap Tm	Diff	S1 Tm	S2 Tm	S3 Tm
<b>(227) Ryo HIROOKA</b>													
1	17:23:29.422	1:01.816	+4.221	22.990	19.504	19.322							
2	17:24:28.660	59.238	+1.643	20.710	19.235	19.293							
3	17:25:26.687	58.027	+0.432	20.821	18.169	19.037							
4	17:26:24.629	57.942	+0.347	20.746	18.142	19.054							
5	17:27:22.224	<b>57.595</b>		20.457	18.134	19.004							
6	17:28:19.868	57.644	+0.049	20.508	<b>18.118</b>	19.018							
7	17:29:17.614	57.746	+0.151	<b>20.443</b>	18.325	<b>18.978</b>							
8	17:30:15.585	57.971	+0.376	20.444	18.137	19.390							
9	17:31:13.565	57.980	+0.385	20.488	18.194	19.298							
<b>(239) Niklas TIIHONEN</b>													
1	17:23:29.220	1:02.156	+4.372	22.213	20.687	19.256							
2	17:24:27.755	58.535	+0.751	20.855	18.635	19.045							
3	17:25:25.753	57.998	+0.214	20.562	18.374	19.062							
4	17:26:23.742	57.989	+0.205	20.503	18.477	<b>19.009</b>							
5	17:27:21.599	57.857	+0.073	20.485	<b>18.320</b>	19.052							
6	17:28:19.383	<b>57.784</b>		20.412	18.326	19.046							
7	17:29:17.894	58.511	+0.727	20.650	18.814	19.047							
8	17:30:15.793	57.899	+0.115	20.448	18.405	19.046							
9	17:31:13.672	57.879	+0.095	<b>20.393</b>	18.419	19.067							
<b>(244) Alfredo ZABALZA</b>													
1	17:23:28.890	1:01.684	+3.881	22.856	19.615	19.213							
2	17:24:29.239	1:00.349	+2.546	21.784	19.157	19.408							
3	17:25:27.484	58.245	+0.442	20.484	18.562	19.199							
4	17:26:25.503	58.019	+0.216	20.589	18.347	<b>19.083</b>							
5	17:27:23.479	57.976	+0.173	20.499	18.332	19.145							
6	17:28:21.282	<b>57.803</b>		<b>20.388</b>	18.183	19.232							
7	17:29:19.293	58.011	+0.208	20.524	18.317	19.170							
8	17:30:17.279	57.986	+0.183	20.601	<b>18.140</b>	19.245							
9	17:31:15.410	58.131	+0.328	20.551	18.422	19.158							
<b>(235) Petr FULIN</b>													
1	17:23:28.732	1:01.257	+3.148	22.784	19.164	19.309							
2	17:24:26.985	58.253	+0.144	20.732	18.405	<b>19.116</b>							
3	17:25:25.547	58.562	+0.453	20.788	18.494	19.280							
4	17:26:24.208	58.661	+0.552	20.675	18.735	19.251							
5	17:27:22.798	58.590	+0.481	20.859	18.592	19.139							
6	17:28:21.541	58.743	+0.634	20.825	18.610	19.308							
7	17:29:19.650	<b>58.109</b>		<b>20.610</b>	<b>18.310</b>	19.189							
8	17:30:17.796	58.146	+0.037	20.661	18.332	19.153							
9	17:31:16.020	58.224	+0.115	20.784	18.316	19.124							
<b>(218) Antoine BARTHON</b>													
1	17:23:29.629	1:02.115	+3.991	23.004	19.701	19.410							
2	17:24:28.590	58.961	+0.837	20.660	18.911	19.390							
3	17:25:27.245	58.655	+0.531	20.830	18.580	19.245							
4	17:26:25.874	58.629	+0.505	20.903	18.505	19.221							
5	17:27:23.998	<b>58.124</b>		20.658	18.344	19.122							
6	17:28:22.393	58.395	+0.271	<b>20.657</b>	18.441	19.297							
7	17:29:20.761	58.368	+0.244	20.760	18.396	19.212							
8	17:30:18.893	58.132	+0.008	20.700	18.331	<b>19.101</b>							
9	17:31:17.230	58.337	+0.213	20.751	<b>18.292</b>	19.294							
<b>(268) Cecile MARTINI</b>													
1	17:23:29.922	1:02.536	+4.533	23.448	19.592	19.496							
2	17:24:29.433	59.511	+1.508	20.829	19.212	19.470							
3	17:25:27.954	58.521	+0.518	20.619	18.656	19.246							
4	17:26:26.318	58.364	+0.361	20.676	18.322	19.366							
5	17:27:24.807	58.489	+0.486	20.833	18.391	19.265							
6	17:28:22.810	<b>58.003</b>		20.725	<b>18.172</b>	<b>19.106</b>							
7	17:29:21.004	58.194	+0.191	<b>20.528</b>	18.434	19.232							
8	17:30:19.164	58.160	+0.157	20.669	18.346	19.145							
9	17:31:17.488	58.324	+0.321	20.728	18.401	19.195							





## Rotax Euro Challenge 2013

### Rotax Max Seniors

### PF International / England

#### Ranking after Heats

Pos.	No.	Firstname	Lastname	Nat.	Chassis	Race Team	QP	Points	Diff.	A-B	C-D	A-E	B-C	D-E	A-C	B-E	A-D	C-E	B-D
1	222	Harry	WEBB	GBR	Tonykart	Strawberry Racing	4	4		--	0	--	--	0	--	--	2	--	2
2	231	Pierce	LEHANE	AUS	Alonso	Dan Holland Racing	2	7	-3	2	--	--	5	--	--	0	--	--	0
3	206	Philip	MORIN	SWE	Alonso	Dan Holland Racing	1	8	-4	0	--	8	--	--	0	--	0	--	--
4	266	Connor	JUPP	GBR	Alonso	Dan Holland Racing	5	12	-8	--	--	0	--	2	--	3	--	7	--
5	234	Charlie	EASTWOOD	IRL	Tonykart	Strawberry Racing	17	12	-8	7	--	--	0	--	--	2	--	--	3
6	217	Maximilian	WEINZIERS	AUT	Alonso	Dan Holland Racing	9	14	-10	--	2	--	--	5	--	--	3	--	4
7	270	Oliver	MYERS	GBR	Tonykart	Coles Racing	15	14	-10	--	--	2	--	4	--	6	--	2	--
8	321	Mark	LITCHFIELD	GBR	Kosmic	Paul Carr Racing	3	15	-11	--	8	--	4	--	3	--	--	0	--
9	315	John	STEWART	GBR	Gillard	ST Racing	6	17	-13	3	--	6	--	--	4	--	4	--	--
10	202	Edward	BRAND	GBR	Intrepid	Intrepid Driver Program	8	17	-13	--	10	--	2	--	2	--	--	3	--
11	276	Martin	HENCKEL MORTE	DNK	Tonykart	RS Competition	22	17	-13	5	--	--	3	--	--	4	--	--	5
12	279	Luke	VARLEY	GBR	Birel	KMS Hungary	10	19	-15	--	--	3	--	3	--	7	--	6	--
13	225	Kyle	FOWLIE	GBR	Tonykart	Strawberry Racing	16	22	-18	6	--	5	--	--	6	--	5	--	--
14	260	Charlie	TURNER	GBR	Tonykart	Coles Racing	11	24	-20	4	--	7	--	--	7	--	6	--	--
15	221	Jan	JONCK	DNK	Tonykart	RS Competition	23	26	-22	--	3	--	10	--	5	--	--	8	--
16	214	Petr	BEZEL	CZE	MS Kart	MS Kart Racing Team	14	27	-23	--	4	--	--	7	--	--	8	--	8
17	236	Jack	WEPRIN	USA	Alonso	Dan Holland Racing	7	31	-27	8	--	--	11	--	--	5	--	--	7
18	314	Max	AITKEN	GBR	Tonykart	Strawberry Racing	20	32	-28	--	--	4	--	14	--	10	--	4	--
19	309	Zachary	DE MELO	CAN	Tonykart	RL Racing Dept UK Ltd	33	35	-31	--	9	--	7	--	8	--	--	11	--
20	228	Eugene	DENYSSSEN	ZAF	Alonso	Dan Holland Racing	12	38	-34	17	--	--	6	--	--	9	--	--	6
21	264	Jules	COUSIN	FRA	FA Kart	DSS Kart	18	38	-34	--	12	--	8	--	9	--	--	9	--
22	212	Glen	VAN DROOGENBF	BEL	Tonykart	Daems Racing	21	40	-36	13	--	10	--	--	10	--	7	--	--
23	247	Glenn	VAN PARIJS	BEL	Tonykart	Bouvin Power	27	43	-39	12	--	--	9	--	--	11	--	--	11
24	283	Joey	VAN SPLUNTERE	NLD	Gillard	DFK Racing Team	30	43	-39	--	--	9	--	8	--	13	--	13	--
25	312	Luke	KNOTT	GBR	Tonykart	RL Racing Dept UK Ltd	35	43	-39	--	--	17	--	6	--	8	--	12	--
26	207	Bas	DE LAAT	NLD	Gillard	PDB Kart Racing	25	44	-40	--	--	11	--	11	--	12	--	10	--
27	255	Ludvig	MORIN	SWE	Kosmic	Paul Carr Racing	34	44	-40	--	6	--	--	16	--	--	10	--	12
28	208	Jiri	FORMAN	CZE	Tonykart	Protrain Racing	19	46	-42	--	11	--	--	15	--	--	11	--	9

#### Position 1 -28 qualified for Prefinal

29	316	Joshua	COLLINGS	GBR	CRG	Global Karting	13	47	-43	--	5	--	17	--	20	--	--	5	--
30	244	Alfredo	ZABALZA	MEX	Kosmic	Paul Carr Racing	29	47	-43	--	13	--	--	10	--	--	9	--	15
31	237	Sten Doriar	PIIRIMAGI	EST	Tonykart	Aix Racing Team	36	47	-43	11	--	12	--	--	11	--	13	--	--
32	218	Antoine	BARTHON	FRA	Formula K	FK Racing Team AB Ltd	39	51	-47	--	7	--	--	12	--	--	15	--	17
33	259	Max	RENBERG	SWE	Tonykart	Renbergs Racing	31	53	-49	9	--	13	--	--	17	--	14	--	--
34	263	Tobias	HOLM	DNK	Tonykart	RS Competition	32	53	-49	14	--	--	13	--	--	16	--	--	10
35	239	Niklas	TIIHONEN	FIN	Formula K	FK Racing Team AB Ltd	24	55	-51	--	14	--	--	9	--	--	18	--	14
36	226	Jessica	BACKMAN	SWE	Tonykart	Strawberry Racing	26	55	-51	10	--	14	--	--	14	--	17	--	--
37	235	Petr	FULIN	CZE	OK1	OK1 Racing Team	42	58	-54	16	--	--	12	--	--	14	--	--	16
38	313	Masaomi	KANDA	JPN	Kosmic	Paul Carr Racing	40	61	-57	--	--	16	--	13	--	17	--	15	--
39	285	Boris	KOLFF	NLD	FA Kart	Team TKP	43	61	-57	--	15	--	14	--	16	--	--	16	--
40	227	Ryo	HIROOKA	JPN	Intrepid	Intrepid Driver Program	44	61	-57	--	16	--	--	20	--	--	12	--	13
41	281	Antoni	PTAK	USA	Birel	KMS Hungary	38	62	-58	--	17	--	18	--	13	--	--	14	--
42	319	Abdullah	AL RAWAHI	OMA	DR	MSPORT Karting	41	63	-59	20	--	15	--	--	12	--	16	--	--
43	268	Cecile	MARTINI	FRA	Sodikart	Martini Racing Kart	37	64	-60	15	--	--	16	--	--	15	--	--	18
44	317	Nico	RINDLISBACHER	CHE	Birel	Spirit Racing	28	65	-61	--	18	--	15	--	15	--	--	17	--

-----  
 These results are provisional until the conclusion of any judicial and technical matters  
 -----

Clerk of the course Nigel Edwards:

Stewards (Chairman) Ian Watson:

Timekeeping Ingrid/Meik Wagner:

Scrutineer Paul Klaassen:

Printed: 2013-07-20 18:33

Posted at: h

Rotax Euro Challenge 2013  
 Class: Rotax Max Seniors  
 Date/Time: 2013-07-21 10:50

Track: PF International / England  
 Heat: Second Chance Heat  
 Laps: 9

Edition 1

Points	Quali Rank x	Row	Points	Quali Rank x
33		17	34	
31		16	32	
29		15	30	
27		14	28	
25		13	26	
23		12	24	
21		11	22	
19		10	20	
17		9	18	
<b>Cecile MARTINI</b> 268	Points 64 Quali Rank 37	8	<b>Nico RINDLIBACHEI</b> 317	Points 65 Quali Rank 28
15		7	16	
<b>Antoni PTAK</b> 281	Points 62 Quali Rank 38	6	<b>Abdullah AL RAWAHI</b> 319	Points 63 Quali Rank 41
13		5	14	
<b>Boris KOLFF</b> 285	Points 61 Quali Rank 43	4	<b>Ryo HIROOKA</b> 227	Points 61 Quali Rank 44
11		3	12	
<b>Petr FULIN</b> 235	Points 58 Quali Rank 42	2	<b>Masaomi KANDA</b> 313	Points 61 Quali Rank 40
9		1	10	
<b>Niklas TIIHONEN</b> 239	Points 55 Quali Rank 24	8	<b>Jessica BACKMAN</b> 226	Points 55 Quali Rank 26
7		7	8	
<b>Max RENBERG</b> 259	Points 53 Quali Rank 31	6	<b>Tobias HOLM</b> 263	Points 53 Quali Rank 32
5		5	6	
<b>Sten Dorian PIIRIMAGI</b> 237	Points 47 Quali Rank 36	4	<b>Antoine BARTHON</b> 218	Points 51 Quali Rank 39
3		3	4	
<b>Joshua COLLINGS</b> 316	Points 47 Quali Rank 13	2	<b>Alfredo ZABALZA</b> 244	Points 47 Quali Rank 29
1		1	2	

Pole Position

Clerk of the course Nigel Edwards:  
 Stewards (Chairman) Ian Watson:

Scrutineer Paul Klaassen:  
 Timekeeping Ingrid/Meik Wagner:



# Rotax Euro Challenge 2013 PF Int. / GBR

Rotax Seniors

PF International / England 1,382 Km

Warm up qualified 29-62

2013-07-21 09:20

Practice (5:00 Time) started at 9:20:00

Pos	No.	Name	Nat.	Chassis	Race Team	Laps	Best Tm	Diff	Gap In Lap	km/h
1	237	Sten Dorian PIIRIMAGI	EST	Tonykart	Aix Racing Team	5	58.427			4 85,152
2	244	Alfredo ZABALZA	MEX	Kosmic	Paul Carr Racing	5	58.585	0.158	0.158	4 84,923
3	259	Max RENBERG	SWE	Tonykart	Renbergs Racing	5	58.600	0.173	0.015	5 84,901
4	319	Abdullah AL RAWAHI	OMA	DR	Msport Karting	5	58.666	0.239	0.066	4 84,806
5	281	Antoni PTAK	USA	Birel	KMS Hungary	5	58.755	0.328	0.089	4 84,677
6	263	Tobias HOLM	DNK	Tonykart	RS Competition	5	58.793	0.366	0.038	5 84,622
7	235	Petr FULIN	CZE	OK1	OK1 Racing Team	5	58.825	0.398	0.032	5 84,576
8	316	Joshua COLLINGS	GBR	CRG	Global Karting	5	58.920	0.493	0.095	5 84,440
9	317	Nico RINDLISBACHER	CHE	Birel	Spirit Racing	5	58.932	0.505	0.012	5 84,423
10	239	Niklas TIIHONEN	FIN	Formula K	FK Racing Team AB Ltd	5	58.942	0.515	0.010	3 84,408
11	285	Boris KOLFF	NLD	FA Kart	Team TKP	5	58.957	0.530	0.015	5 84,387
12	218	Antoine BARTHON	FRA	Formula K	FK Racing Team AB Ltd	5	59.053	0.626	0.096	4 84,250
13	268	Cecile MARTINI	FRA	Sodikart	Martini Racing Kart	5	59.183	0.756	0.130	5 84,065
14	313	Masaomi KANDA	JPN	Kosmic	Paul Carr Racing	5	59.220	0.793	0.037	4 84,012
15	227	Ryo HIROOKA	JPN	Intrepid	Intrepid Driver Program	5	59.239	0.812	0.019	3 83,985

Timekeeping Ingrid and Meik Wagner:

Clerk of the course Nigel Edwards:

Steward (Chairman) Ian Watson:

Chief Scrutineer Paul Klaassen:

[www.mylaps.com](http://www.mylaps.com)

Licensed to: Motorsport Events



# Rotax Euro Challenge 2013 PF Int. / GBR

Rotax Seniors

PF International / England 1,382 Km


Warm up qualified 29-62

2013-07-21 09:20

Practice (5:00 Time) started at 9:20:00

Lap	Time of Day	Lap Tm	Diff	S1 Tm	S2 Tm	S3 Tm
<b>(237) Sten Dorian PIIRIMAGI</b>						
1	9:21:20.042	1:06.455	+8.028	25.749	20.355	20.351
2	9:22:20.131	1:00.089	+1.662	21.660	18.831	19.598
3	9:23:18.916	58.785	+0.358	20.625	19.040	<b>19.120</b>
4	9:24:17.343	<b>58.427</b>		<b>20.558</b>	18.625	19.244
5	9:25:15.989	58.646	+0.219	20.687	<b>18.525</b>	19.434
<b>(244) Alfredo ZABALZA</b>						
1	9:21:18.742	1:05.263	+6.678	25.103	20.265	19.895
2	9:22:17.870	59.128	+0.543	20.919	18.809	19.400
3	9:23:16.776	58.906	+0.321	20.850	18.772	<b>19.284</b>
4	9:24:15.361	<b>58.585</b>		<b>20.593</b>	<b>18.602</b>	19.390
5	9:25:14.296	58.935	+0.350	20.675	18.941	19.319
<b>(259) Max RENBERG</b>						
1	9:21:20.636	1:07.437	+8.837	26.135	20.786	20.516
2	9:22:20.422	59.786	+1.186	21.356	19.042	19.388
3	9:23:19.840	59.418	+0.818	20.809	19.252	19.357
4	9:24:18.768	58.928	+0.328	20.897	18.717	19.314
5	9:25:17.368	<b>58.600</b>		<b>20.773</b>	<b>18.579</b>	<b>19.248</b>
<b>(319) Abdullah AL RAWAHI</b>						
1	9:21:17.867	1:05.418	+6.752	25.291	19.929	20.198
2	9:22:18.142	1:00.275	+1.609	21.505	19.243	19.527
3	9:23:17.492	59.350	+0.684	20.914	19.040	19.396
4	9:24:16.158	<b>58.666</b>		<b>20.696</b>	<b>18.691</b>	<b>19.279</b>
5	9:25:15.286	59.128	+0.462	20.801	19.044	19.283
<b>(281) Antoni PTAK</b>						
1	9:21:19.491	1:05.701	+6.946	25.134	20.396	20.171
2	9:22:19.295	59.804	+1.049	21.199	18.931	19.674
3	9:23:18.484	59.189	+0.434	20.864	18.923	19.402
4	9:24:17.239	<b>58.755</b>		<b>20.670</b>	<b>18.768</b>	19.317
5	9:25:16.012	58.773	+0.018	20.729	18.786	<b>19.258</b>
<b>(263) Tobias HOLM</b>						
1	9:21:17.628	1:07.902	+9.109	26.560	21.151	20.191
2	9:22:17.391	59.763	+0.970	20.945	19.180	19.638
3	9:23:17.295	59.904	+1.111	20.972	19.577	19.355
4	9:24:16.228	58.933	+0.140	<b>20.688</b>	19.064	<b>19.181</b>
5	9:25:15.021	<b>58.793</b>		20.758	<b>18.806</b>	19.229
<b>(235) Petr FULIN</b>						
1	9:21:17.442	1:04.389	+5.564	24.373	19.739	20.277
2	9:22:18.729	1:01.287	+2.462	22.643	19.152	19.492
3	9:23:17.848	59.119	+0.294	20.853	18.873	19.393
4	9:24:16.793	58.945	+0.120	20.889	18.837	<b>19.219</b>
5	9:25:15.618	<b>58.825</b>		<b>20.819</b>	<b>18.630</b>	19.376
<b>(316) Joshua COLLINGS</b>						
1	9:21:15.713	1:03.561	+4.641	24.274	19.576	19.711
2	9:22:15.574	59.861	+0.941	21.301	19.010	19.550
3	9:23:15.064	59.490	+0.570	21.063	<b>18.870</b>	19.557
4	9:24:14.954	59.890	+0.970	21.103	19.471	19.316
5	9:25:13.874	<b>58.920</b>		<b>20.698</b>	18.926	<b>19.296</b>
<b>(317) Nico RINDLISBACHER</b>						
1	9:21:21.491	1:04.575	+5.643	24.766	19.808	20.001
2	9:22:21.754	1:00.263	+1.331	21.008	19.320	19.935
3	9:23:21.273	59.519	+0.587	21.216	18.815	19.488
4	9:24:20.655	59.382	+0.450	20.897	18.892	19.593
5	9:25:19.587	<b>58.932</b>		<b>20.794</b>	<b>18.664</b>	<b>19.474</b>
<b>(239) Niklas TIHONEN</b>						
1	9:21:15.969	1:03.940	+4.998	24.404	19.974	19.562

Lap	Time of Day	Lap Tm	Diff	S1 Tm	S2 Tm	S3 Tm
2	9:22:16.223	1:00.254	+1.312	21.786	19.063	19.405
3	9:23:15.165	<b>58.942</b>		<b>20.726</b>	<b>18.970</b>	<b>19.246</b>
4	9:24:14.291	59.126	+0.184	20.806	18.979	19.341
5	9:25:13.671	59.380	+0.438	21.085	19.033	19.262
<b>(285) Boris KOLFF</b>						
1	9:21:22.385	1:03.791	+4.834	24.269	19.699	19.823
2	9:22:21.864	59.479	+0.522	20.942	19.113	19.424
3	9:23:23.842	1:01.978	+3.021	21.271	20.950	19.757
4	9:24:23.143	59.301	+0.344	<b>20.801</b>	19.046	19.454
5	9:25:22.100	<b>58.957</b>		20.801	<b>18.847</b>	<b>19.309</b>
<b>(218) Antoine BARTHON</b>						
1	9:21:15.597	1:03.818	+4.765	24.120	19.842	19.856
2	9:22:16.021	1:00.424	+1.371	21.431	19.304	19.689
3	9:23:15.571	59.550	+0.497	20.866	19.268	19.416
4	9:24:14.624	<b>59.053</b>		<b>20.617</b>	<b>18.984</b>	19.452
5	9:25:14.086	59.462	+0.409	20.889	19.264	<b>19.309</b>
<b>(268) Cecile MARTINI</b>						
1	9:21:19.975	1:07.752	+8.569	26.277	20.693	20.782
2	9:22:21.567	1:01.592	+2.409	22.269	19.453	19.870
3	9:23:22.481	1:00.914	+1.731	21.251	20.016	19.647
4	9:24:21.987	59.506	+0.323	21.146	18.953	<b>19.407</b>
5	9:25:21.170	<b>59.183</b>		<b>20.959</b>	<b>18.752</b>	19.472
<b>(313) Masaomi KANDA</b>						
1	9:21:15.259	1:05.008	+5.788	24.950	19.822	20.236
2	9:22:17.348	1:02.089	+2.869	22.248	19.968	19.873
3	9:23:20.433	1:03.085	+3.865	22.377	21.089	19.619
4	9:24:19.653	<b>59.220</b>		20.892	<b>18.770</b>	<b>19.558</b>
5	9:25:19.084	59.431	+0.211	<b>20.811</b>	19.059	19.561
<b>(227) Ryo HIROOKA</b>						
1	9:21:17.177	1:04.716	+5.477	24.271	20.546	19.899
2	9:22:16.469	59.292	+0.053	20.817	19.021	19.454
3	9:23:15.708	<b>59.239</b>		20.772	<b>19.016</b>	19.451
4	9:24:15.197	59.489	+0.250	<b>20.662</b>	19.404	<b>19.423</b>
5	9:25:14.583	59.386	+0.147	20.794	19.138	19.454

Timekeeping Ingrid and Meik Wagner:  Clerk of the course Nigel Edwards: [www.mylaps.com](http://www.mylaps.com)  
 Steward (Chairman) Ian Watson: Chief Scrutineer Paul Klaassen: Licensed to: Motorsport Events  
 Printed: 2013-07-21 09:26:39 posted at: h



# Rotax Euro Challenge 2013 PF Int. / GBR

Rotax Seniors

PF International / England 1,382 Km

Warm up qualified 1-28

2013-07-21 09:50

Practice (5:00 Time) started at 9:50:01

Pos	No.	Name	Nat.	Chassis	Race Team	Laps	Best Tm	Diff	Gap In Lap	km/h
1	315	John STEWART	GBR	Gillard	ST Racing	5	57.045			5 87,215
2	266	Connor JUPP	GBR	Alonso	Dan Holland Racing	5	57.105	0.060	0.060	5 87,124
3	202	Edward BRAND	GBR	Intrepid	Intrepid Driver Program	5	57.106	0.061	0.001	4 87,122
4	222	Harry WEBB	GBR	Tonykart	Strawberry Racing	5	57.157	0.112	0.051	5 87,044
5	231	Pierce LEHANE	AUS	Alonso	Dan Holland Racing	5	57.164	0.119	0.007	5 87,034
6	314	Max AITKEN	GBR	Tonykart	Strawberry Racing	5	57.339	0.294	0.175	4 86,768
7	206	Philip MORIN	SWE	Alonso	Dan Holland Racing	4	57.356	0.311	0.017	4 86,742
8	321	Mark LITCHFIELD	GBR	Kosmic	Paul Carr Racing	5	57.393	0.348	0.037	5 86,687
9	279	Luke VARLEY	GBR	Birel	KMS Hungary	5	57.483	0.438	0.090	5 86,551
10	212	Glen VAN DROOGENBROE	BEL	Tonykart	Daems Racing	5	57.496	0.451	0.013	5 86,531
11	312	Luke KNOTT	GBR	Tonykart	RL Racing Dept UK Ltd	5	57.497	0.452	0.001	5 86,530
12	225	Kyle FOWLIE	GBR	Tonykart	Strawberry Racing	5	57.592	0.547	0.095	5 86,387
13	214	Petr BEZEL	CZE	MS Kart	MS Kart Racing Team	5	57.594	0.549	0.002	5 86,384
14	270	Oliver MYERS	GBR	Tonykart	Coles Racing	5	57.598	0.553	0.004	5 86,378
15	309	Zachary DE MELO	CAN	Tonykart	RL Racing Dept UK Ltd	5	57.601	0.556	0.003	5 86,374
16	228	Eugene DENYSSEN	ZAF	Alonso	Dan Holland Racing	5	57.621	0.576	0.020	5 86,344
17	234	Charlie EASTWOOD	IRL	Tonykart	Strawberry Racing	5	57.637	0.592	0.016	3 86,320
18	217	Maximilian WEINZIERL	AUT	Alonso	Dan Holland Racing	5	57.670	0.625	0.033	5 86,270
19	236	Jack WEPRIN	USA	Alonso	Dan Holland Racing	5	57.704	0.659	0.034	5 86,219
20	247	Glenn VAN PARIJS	BEL	Tonykart	Bouvin Power	5	57.720	0.675	0.016	4 86,195
21	207	Bas DE LAAT	NLD	Gillard	PDB Kart Racing	5	57.735	0.690	0.015	5 86,173
22	260	Charlie TURNER	GBR	Tonykart	Coles Racing	5	57.764	0.719	0.029	5 86,130
23	264	Jules COUSIN	FRA	FA Kart	DSS Kart	5	57.784	0.739	0.020	5 86,100
24	276	Martin HENCKEL MORTEN	DNK	Tonykart	RS Competition	5	57.788	0.743	0.004	5 86,094
25	221	Jan JONCK	DNK	Tonykart	RS Competition	5	57.888	0.843	0.100	4 85,945
26	208	Jiri FORMAN	CZE	Tonykart	Protrain Racing	5	58.023	0.978	0.135	4 85,745
27	255	Ludvig MORIN	SWE	Kosmic	Paul Carr Racing	5	58.192	1.147	0.169	5 85,496
28	283	Joey VAN SPLUNTEREN	NLD	Gillard	DFK Racing Team	5	58.235	1.190	0.043	5 85,433



# Rotax Euro Challenge 2013 PF Int. / GBR

Rotax Seniors

PF International / England 1,382 Km

Warm up qualified 1-28

2013-07-21 09:50

Practice (5:00 Time) started at 9:50:01

Lap	Time of Day	Lap Tm	Diff	S1 Tm	S2 Tm	S3 Tm
<b>(315) John STEWART</b>						
1	9:51:33.272	1:01.525	+4.480	22.908	19.353	19.264
2	9:52:31.313	58.041	+0.996	20.616	18.478	18.947
3	9:53:28.739	57.426	+0.381	20.381	18.211	18.834
4	9:54:26.241	57.502	+0.457	20.639	18.049	18.814
5	9:55:23.286	<b>57.045</b>		<b>20.310</b>	<b>17.980</b>	<b>18.755</b>
<b>(266) Connor JUPP</b>						
1	9:51:33.978	1:00.511	+3.406	22.509	18.844	19.158
2	9:52:31.713	57.735	+0.630	20.603	18.339	18.793
3	9:53:29.181	57.468	+0.363	20.555	<b>18.054</b>	18.859
4	9:54:26.452	57.271	+0.166	20.386	18.063	18.822
5	9:55:23.557	<b>57.105</b>		<b>20.337</b>	18.091	<b>18.677</b>
<b>(202) Edward BRAND</b>						
1	9:51:36.474	1:01.432	+4.326	22.993	19.051	19.388
2	9:52:34.094	57.620	+0.514	20.485	18.218	18.917
3	9:53:31.502	57.408	+0.302	20.383	18.161	18.864
4	9:54:28.608	<b>57.106</b>		<b>20.364</b>	17.972	<b>18.770</b>
5	9:55:25.744	57.136	+0.030	20.375	<b>17.909</b>	18.852
<b>(222) Harry WEBB</b>						
1	9:51:49.165	1:01.947	+4.790	23.307	19.178	19.462
2	9:52:47.385	58.220	+1.063	20.823	18.470	18.927
3	9:53:45.105	57.720	+0.563	20.518	18.308	18.894
4	9:54:42.360	57.255	+0.098	<b>20.426</b>	17.993	18.836
5	9:55:39.517	<b>57.157</b>		20.450	<b>17.903</b>	<b>18.804</b>
<b>(231) Pierce LEHANE</b>						
1	9:51:54.837	1:01.614	+4.450	23.171	19.198	19.245
2	9:52:52.522	57.685	+0.521	20.476	18.199	19.010
3	9:53:50.122	57.600	+0.436	20.401	18.203	18.996
4	9:54:47.461	57.339	+0.175	<b>20.348</b>	18.120	18.871
5	9:55:44.625	<b>57.164</b>		20.426	<b>17.940</b>	<b>18.798</b>
<b>(314) Max AITKEN</b>						
1	9:51:31.533	1:01.922	+4.583	23.112	19.335	19.475
2	9:52:33.306	1:01.773	+4.434	24.223	18.496	19.054
3	9:53:31.066	57.760	+0.421	20.601	18.225	18.934
4	9:54:28.405	<b>57.339</b>		<b>20.480</b>	<b>17.974</b>	<b>18.885</b>
5	9:55:26.239	57.834	+0.495	20.903	18.033	18.898
<b>(206) Philip MORIN</b>						
1	9:51:41.514	1:00.921	+3.565	22.855	18.876	19.190
2	9:52:39.117	57.603	+0.247	20.394	18.373	<b>18.836</b>
3	9:53:36.790	57.673	+0.317	20.380	18.365	18.928
4	9:54:34.146	<b>57.356</b>		<b>20.295</b>	<b>18.147</b>	18.914
<b>(321) Mark LITCHFIELD</b>						
1	9:51:29.688	1:06.577	+9.184	26.380	20.572	19.625
2	9:52:27.707	58.019	+0.626	20.637	18.323	19.059
3	9:53:40.248	1:12.541	+15.148	21.172	32.086	19.283
4	9:54:37.846	57.598	+0.205	20.634	18.122	<b>18.842</b>
5	9:55:35.239	<b>57.393</b>		<b>20.548</b>	<b>17.978</b>	18.867
<b>(279) Luke VARLEY</b>						
1	9:51:32.747	1:03.320	+5.837	23.534	20.224	19.562
2	9:52:33.005	1:00.258	+2.775	22.115	19.072	19.071
3	9:53:31.399	58.394	+0.911	21.113	18.416	18.865
4	9:54:29.544	58.145	+0.662	21.128	18.097	18.920
5	9:55:27.027	<b>57.483</b>		<b>20.598</b>	<b>18.096</b>	<b>18.789</b>
<b>(212) Glen VAN DROOGENBROEK</b>						
1	9:51:29.593	1:06.334	+8.838	26.253	20.273	19.808
2	9:52:29.039	59.446	+1.950	20.708	19.607	19.131

Lap	Time of Day	Lap Tm	Diff	S1 Tm	S2 Tm	S3 Tm
3	9:53:27.717	58.678	+1.182	20.635	18.973	19.070
4	9:54:25.325	57.608	+0.112	<b>20.475</b>	18.259	<b>18.874</b>
5	9:55:22.821	<b>57.496</b>		20.489	<b>18.121</b>	18.886
<b>(312) Luke KNOTT</b>						
1	9:51:30.704	1:05.635	+8.138	24.883	21.047	19.705
2	9:52:29.485	58.781	+1.284	20.592	19.222	18.967
3	9:53:27.422	57.937	+0.440	<b>20.420</b>	18.567	18.950
4	9:54:24.941	57.519	+0.022	20.430	18.196	18.893
5	9:55:22.438	<b>57.497</b>		20.508	<b>18.147</b>	<b>18.842</b>
<b>(225) Kyle FOWLIE</b>						
1	9:51:29.822	1:03.276	+5.684	23.587	20.085	19.604
2	9:52:28.380	58.558	+0.966	20.790	18.670	19.098
3	9:53:26.443	58.063	+0.471	<b>20.556</b>	18.473	19.034
4	9:54:24.113	57.670	+0.078	20.587	18.156	18.927
5	9:55:21.705	<b>57.592</b>		20.668	<b>18.060</b>	<b>18.864</b>
<b>(214) Petr BEZEL</b>						
1	9:51:30.965	1:06.573	+8.979	26.005	20.756	19.812
2	9:52:29.756	58.791	+1.197	20.561	19.146	19.084
3	9:53:27.944	58.188	+0.594	20.396	18.650	19.142
4	9:54:25.614	57.670	+0.076	20.371	18.330	18.969
5	9:55:23.208	<b>57.594</b>		<b>20.328</b>	<b>18.299</b>	<b>18.967</b>
<b>(270) Oliver MYERS</b>						
1	9:51:27.283	1:02.872	+5.274	24.582	19.093	19.197
2	9:52:25.194	57.911	+0.313	20.731	18.346	18.834
3	9:53:22.796	57.602	+0.004	20.548	<b>18.183</b>	18.871
4	9:54:20.517	57.721	+0.123	<b>20.496</b>	18.349	18.876
5	9:55:18.115	<b>57.598</b>		20.586	18.186	<b>18.826</b>
<b>(309) Zachary DE MELO</b>						
1	9:51:29.137	1:05.121	+7.520	25.371	20.199	19.551
2	9:52:27.929	58.792	+1.191	20.787	18.953	19.052
3	9:53:26.544	58.615	+1.014	20.740	18.964	<b>18.911</b>
4	9:54:24.510	57.966	+0.365	20.625	18.388	18.953
5	9:55:22.111	<b>57.601</b>		<b>20.508</b>	<b>18.132</b>	18.961
<b>(228) Eugene DENYSSSEN</b>						
1	9:51:32.889	1:01.472	+3.851	23.048	18.969	19.455
2	9:52:31.601	58.712	+1.091	20.970	18.743	<b>18.999</b>
3	9:53:29.985	58.384	+0.763	20.907	18.391	19.086
4	9:54:27.663	57.678	+0.057	20.396	18.186	19.096
5	9:55:25.284	<b>57.621</b>		<b>20.383</b>	<b>18.165</b>	19.073
<b>(234) Charlie EASTWOOD</b>						
1	9:51:24.251	1:01.886	+4.249	23.166	19.289	19.431
2	9:52:22.831	58.580	+0.943	21.072	18.474	19.034
3	9:53:20.468	<b>57.637</b>		20.499	<b>18.230</b>	<b>18.908</b>
4	9:54:18.362	57.894	+0.257	<b>20.476</b>	18.347	19.071
5	9:55:16.465	58.103	+0.466	20.686	18.417	19.000
<b>(217) Maximilian WEINZIERL</b>						
1	9:51:45.895	1:01.794	+4.124	23.199	19.134	19.461
2	9:52:44.232	58.337	+0.667	20.663	18.573	19.101
3	9:53:42.241	58.009	+0.339	20.576	18.473	<b>18.960</b>
4	9:54:39.919	57.678	+0.008	<b>20.401</b>	18.280	18.997
5	9:55:37.589	<b>57.670</b>		20.488	<b>18.203</b>	18.979
<b>(236) Jack WEPRIN</b>						
1	9:51:31.474	1:03.150	+5.446	23.362	19.736	20.052
2	9:52:30.544	59.070	+1.366	20.911	18.900	19.259
3	9:53:28.684	58.140	+0.436	<b>20.568</b>	18.438	19.134
4	9:54:27.053	58.369	+0.665	21.139	18.286	<b>18.944</b>
5	9:55:24.757	<b>57.704</b>		20.603	<b>18.154</b>	18.947

Timekeeping Ingrid and Meik Wagner:

Clerk of the course Nigel Edwards:

[www.mylaps.com](http://www.mylaps.com)

Steward (Chairman) Ian Watson:

Chief Scrutineer Paul Klaassen:

Licensed to: Motorsport Events



# Rotax Euro Challenge 2013 PF Int. / GBR

Rotax Seniors

PF International / England 1,382 Km

Warm up qualified 1-28

2013-07-21 09:50

Practice (5:00 Time) started at 9:50:01

Lap	Time of Day	Lap Tm	Diff	S1 Tm	S2 Tm	S3 Tm	Lap	Time of Day	Lap Tm	Diff	S1 Tm	S2 Tm	S3 Tm
<b>(247) Glenn VAN PARIJS</b>													
1	9:51:31.260	1:04.250	+6.530	23.880	20.418	19.952							
2	9:52:30.773	59.513	+1.793	20.982	19.298	19.233							
3	9:53:29.719	58.946	+1.226	20.615	18.678	19.653							
4	9:54:27.439	<b>57.720</b>		<b>20.504</b>	<b>18.205</b>	19.011							
5	9:55:25.687	58.248	+0.528	20.532	18.754	<b>18.962</b>							
<b>(207) Bas DE LAAT</b>													
1	9:51:24.158	1:02.441	+4.706	23.286	19.523	19.632							
2	9:52:23.224	59.066	+1.331	21.163	18.719	19.184							
3	9:53:23.645	1:00.421	+2.686	21.409	19.840	19.172							
4	9:54:21.875	58.230	+0.495	20.714	18.366	19.150							
5	9:55:19.610	<b>57.735</b>		<b>20.635</b>	<b>18.136</b>	<b>18.964</b>							
<b>(260) Charlie TURNER</b>													
1	9:51:25.062	1:02.064	+4.300	23.331	19.260	19.473							
2	9:52:23.664	58.602	+0.838	20.681	18.944	18.977							
3	9:53:22.489	58.825	+1.061	20.773	18.896	19.156							
4	9:54:21.004	58.515	+0.751	20.565	18.960	18.990							
5	9:55:18.768	<b>57.764</b>		<b>20.465</b>	<b>18.336</b>	<b>18.963</b>							
<b>(264) Jules COUSIN</b>													
1	9:51:50.648	1:04.404	+6.620	25.365	19.310	19.729							
2	9:52:49.267	58.619	+0.835	20.924	18.505	19.190							
3	9:53:50.802	1:01.535	+3.751	20.835	21.410	19.290							
4	9:54:48.889	58.087	+0.303	20.615	18.365	19.107							
5	9:55:46.673	<b>57.784</b>		<b>20.601</b>	<b>18.153</b>	<b>19.030</b>							
<b>(276) Martin HENCKEL MORTENSEN</b>													
1	9:51:25.285	1:02.910	+5.122	24.190	19.260	19.460							
2	9:52:23.527	58.242	+0.454	20.585	18.634	19.023							
3	9:53:22.717	59.190	+1.402	20.857	19.070	19.263							
4	9:54:20.812	58.095	+0.307	20.740	18.449	18.906							
5	9:55:18.600	<b>57.788</b>		<b>20.539</b>	<b>18.349</b>	<b>18.900</b>							
<b>(221) Jan JONCK</b>													
1	9:51:39.763	1:00.629	+2.741	22.434	18.795	19.400							
2	9:52:37.837	58.074	+0.186	<b>20.578</b>	18.385	19.111							
3	9:53:36.073	58.236	+0.348	20.740	18.446	19.050							
4	9:54:33.961	<b>57.888</b>		20.638	<b>18.250</b>	19.000							
5	9:55:32.309	58.348	+0.460	21.105	18.310	<b>18.933</b>							
<b>(208) Jiri FORMAN</b>													
1	9:51:39.418	1:02.219	+4.196	23.081	19.548	19.590							
2	9:52:38.677	59.259	+1.236	21.215	18.837	19.207							
3	9:53:37.145	58.468	+0.445	20.665	18.741	19.062							
4	9:54:35.168	<b>58.023</b>		<b>20.554</b>	<b>18.341</b>	19.128							
5	9:55:33.334	58.166	+0.143	20.706	18.401	<b>19.059</b>							
<b>(255) Ludvig MORIN</b>													
1	9:51:21.948	1:03.190	+4.998	23.510	19.897	19.783							
2	9:52:21.195	59.247	+1.055	21.125	18.744	19.378							
3	9:53:19.789	58.594	+0.402	20.869	18.493	19.232							
4	9:54:18.643	58.854	+0.662	20.907	18.429	19.518							
5	9:55:16.835	<b>58.192</b>		<b>20.700</b>	<b>18.428</b>	<b>19.064</b>							
<b>(283) Joey VAN SPLUNTEREN</b>													
1	9:51:22.259	1:04.150	+5.915	23.530	20.819	19.801							
2	9:52:21.495	59.236	+1.001	20.934	19.017	19.285							
3	9:53:20.083	58.588	+0.353	20.736	18.754	19.098							
4	9:54:19.032	58.949	+0.714	20.999	18.848	19.102							
5	9:55:17.267	<b>58.235</b>		<b>20.619</b>	<b>18.559</b>	<b>19.057</b>							

Timekeeping Ingrid and Meik Wagner:

Clerk of the course Nigel Edwards:

Steward (Chairman) Ian Watson:

Chief Scrutineer Paul Klaassen:

www.mylaps.com  
Licensed to: Motorsport Events

Printed: 2013-07-21 09:57:04

posted at:

h



# Rotax Euro Challenge 2013 PF Int. / GBR

Rotax Seniors

PF International / England 1,382 Km

Second Chance Heat

2013-07-21 10:50

Race (9 Laps) started at 10:52:33

Pos	No.	Name	Nat.	Chassis	Race Team	Laps	Total Tm	Diff	Best Tm	In Lap	km/h	Points
1	316	Joshua COLLINGS	GBR	CRG	Global Karting	9	8:46.430		58.069	8	85,677	0
2	244	Alfredo ZABALZA	MEX	Kosmic	Paul Carr Racing	9	8:47.091	0.661	58.093	9	85,642	0
3	237	Sten Dorian PIIRIMAGI	EST	Tonykart	Aix Racing Team	9	8:48.118	1.688	58.054	5	85,700	0
4	263	Tobias HOLM	DNK	Tonykart	RS Competition	9	8:48.311	1.881	57.765	5	86,128	0
5	239	Niklas TIIHONEN	FIN	Formula K	FK Racing Team AB Ltd	9	8:48.470	2.040	58.012	6	85,762	0
6	218	Antoine BARTHON	FRA	Formula K	FK Racing Team AB Ltd	9	8:48.985	2.555	58.176	5	85,520	0
7	281	Antoni PTAK	USA	Birel	KMS Hungary	9	8:53.050	6.620	58.168	7	85,532	0
8	319	Abdullah AL RAWAHI	OMA	DR	Msport Karting	9	8:53.338	6.908	58.456	5	85,110	0
9	285	Boris KOLFF	NLD	FA Kart	Team TKP	9	8:53.638	7.208	58.279	7	85,369	0
10	235	Petr FULIN	CZE	OK1	OK1 Racing Team	9	8:55.567	9.137	58.477	9	85,080	0
11	268	Cecile MARTINI	FRA	Sodikart	Martini Racing Kart	9	8:55.679	9.249	58.317	9	85,313	0
12	317	Nico RINDLISBACHER	CHE	Birel	Spirit Racing	9	8:55.899	9.469	58.206	9	85,476	0
13	313	Masaomi KANDA	JPN	Kosmic	Paul Carr Racing	9	8:56.196	9.766	58.218	9	85,458	0
14	259	Max RENBERG	SWE	Tonykart	Renbergs Racing	9	8:56.554	10.124	58.311	9	85,322	0
15	227	Ryo HIROOKA	JPN	Intrepid	Intrepid Driver Program	9	9:08.223	21.793	57.894	7	85,936	0

Not classified

DNS	226	Jessica BACKMAN	SWE	Tonykart	Strawberry Racing			DNS		0	-	0
-----	-----	-----------------	-----	----------	-------------------	--	--	-----	--	---	---	---

## Announcements

These results are provisional until the conclusion of any judicial and technical matters

No. 285 warning board

Started: 15 Classified: 15 Not classified: 0

Margin of Victory	Ø km/h	Best Lap Tm	km/h	Best Lap by
0.661	85,057	57.765	86,128	263 - Tobias HOLM

Official Timing [www.camp-company.de](http://www.camp-company.de) / [www.motorsport-events.se](http://www.motorsport-events.se)

Orbits

Timekeeping Ingrid and Meik Wagner:

Clerk of the course Nigel Edwards:

[www.mylaps.com](http://www.mylaps.com)

Steward (Chairman) Ian Watson:

Chief Scrutineer Paul Klaassen:

Licensed to: Motorsport Events

Printed: 2013-07-21 11:03:34

posted at:

h





# Rotax Euro Challenge 2013 PF Int. / GBR

Rotax Seniors

PF International / England 1,382 Km

Second Chance Heat

2013-07-21 10:50

Race (9 Laps) started at 10:52:33

Lap	Time of Day	Lap Tm	Diff	S1 Tm	S2 Tm	S3 Tm
<b>(316) Joshua COLLINGS</b>						
1	10:53:32.970	59.097	+1.028	21.403	18.457	19.237
2	10:54:32.085	59.115	+1.046	20.713	18.604	19.798
3	10:55:30.939	58.854	+0.785	20.684	18.713	19.457
4	10:56:29.078	58.139	+0.070	20.686	18.378	19.075
5	10:57:27.355	58.277	+0.208	<b>20.498</b>	18.574	19.205
6	10:58:25.868	58.513	+0.444	20.624	18.674	19.215
7	10:59:24.142	58.274	+0.205	20.812	18.501	18.961
8	11:00:22.211	<b>58.069</b>		20.628	18.509	<b>18.932</b>
9	11:01:20.303	58.092	+0.023	20.611	<b>18.355</b>	19.126

Lap	Time of Day	Lap Tm	Diff	S1 Tm	S2 Tm	S3 Tm
<b>(281) Antoni PTAK</b>						
1	10:53:37.149	1:02.636	+4.468	24.163	19.162	19.311
2	10:54:36.208	59.059	+0.891	20.720	18.928	19.411
3	10:55:35.746	59.538	+1.370	21.150	18.755	19.633
4	10:56:34.484	58.738	+0.570	21.092	18.593	19.053
5	10:57:32.827	58.343	+0.175	20.936	18.382	19.025
6	10:58:31.231	58.404	+0.236	20.889	18.432	19.083
7	10:59:29.399	<b>58.168</b>		20.798	<b>18.355</b>	19.015
8	11:00:28.040	58.641	+0.473	21.045	18.591	<b>19.005</b>
9	11:01:26.923	58.883	+0.715	<b>20.555</b>	19.051	19.277

Lap	Time of Day	Lap Tm	Diff	S1 Tm	S2 Tm	S3 Tm
<b>(244) Alfredo ZABALZA</b>						
1	10:53:33.892	59.831	+1.738	22.035	18.591	19.205
2	10:54:32.577	58.685	+0.592	20.566	18.427	19.692
3	10:55:31.248	58.671	+0.578	20.567	18.762	19.342
4	10:56:29.460	58.212	+0.119	20.528	18.491	19.193
5	10:57:27.613	58.153	+0.060	<b>20.466</b>	18.618	19.069
6	10:58:25.803	58.190	+0.097	20.524	<b>18.424</b>	19.242
7	10:59:24.438	58.635	+0.542	21.009	18.715	<b>18.911</b>
8	11:00:22.871	58.433	+0.340	20.506	18.792	19.135
9	11:01:20.964	<b>58.093</b>		20.578	18.434	19.081

Lap	Time of Day	Lap Tm	Diff	S1 Tm	S2 Tm	S3 Tm
<b>(319) Abdullah AL RAWAHI</b>						
1	10:53:35.966	1:01.296	+2.840	23.299	18.874	19.123
2	10:54:35.583	59.617	+1.161	20.983	19.063	19.571
3	10:55:35.160	59.577	+1.121	21.308	18.858	19.411
4	10:56:34.110	58.950	+0.494	20.839	18.876	19.235
5	10:57:32.566	<b>58.456</b>		<b>20.725</b>	<b>18.484</b>	19.247
6	10:58:31.046	58.480	+0.024	20.771	18.529	19.180
7	10:59:29.697	58.651	+0.195	20.908	18.655	19.088
8	11:00:28.251	58.554	+0.098	20.846	18.652	<b>19.056</b>
9	11:01:27.211	58.960	+0.504	20.854	18.840	19.266

Lap	Time of Day	Lap Tm	Diff	S1 Tm	S2 Tm	S3 Tm
<b>(237) Sten Dorian PIIRIMAGI</b>						
1	10:53:33.418	59.395	+1.341	21.461	18.657	19.277
2	10:54:32.353	58.935	+0.881	20.735	18.575	19.625
3	10:55:31.470	59.117	+1.063	20.723	19.023	19.371
4	10:56:30.330	58.860	+0.806	20.574	19.223	19.063
5	10:57:28.384	<b>58.054</b>		<b>20.445</b>	18.400	19.209
6	10:58:26.469	58.085	+0.031	20.498	19.058	19.588
7	10:59:24.867	58.398	+0.344	20.725	18.651	<b>19.022</b>
8	11:00:23.764	58.897	+0.843	20.532	18.869	19.496
9	11:01:21.991	58.227	+0.173	20.750	<b>18.326</b>	19.151

Lap	Time of Day	Lap Tm	Diff	S1 Tm	S2 Tm	S3 Tm
<b>(285) Boris KOLFF</b>						
1	10:53:36.391	1:01.906	+3.627	22.970	19.583	19.353
2	10:54:35.933	59.542	+1.263	20.705	19.573	19.264
3	10:55:35.412	59.479	+1.200	21.163	18.856	19.460
4	10:56:33.975	58.563	+0.284	<b>20.625</b>	18.735	19.203
5	10:57:32.406	58.431	+0.152	20.680	18.552	19.199
6	10:58:30.929	58.523	+0.244	20.845	18.488	19.190
7	10:59:29.208	<b>58.279</b>		20.782	<b>18.412</b>	19.085
8	11:00:27.789	58.581	+0.302	21.072	18.440	<b>19.069</b>
9	11:01:27.511	59.722	+1.443	20.692	19.358	19.672

Lap	Time of Day	Lap Tm	Diff	S1 Tm	S2 Tm	S3 Tm
<b>(263) Tobias HOLM</b>						
1	10:53:35.500	1:01.300	+3.535	22.805	19.107	19.388
2	10:54:33.852	58.352	+0.587	20.932	<b>18.125</b>	19.295
3	10:55:31.872	58.020	+0.255	20.675	18.362	18.983
4	10:56:30.142	58.270	+0.505	20.497	18.734	19.039
5	10:57:27.907	<b>57.765</b>		<b>20.465</b>	18.287	19.013
6	10:58:25.976	58.069	+0.304	20.575	18.326	19.168
7	10:59:24.042	58.066	+0.301	20.705	18.291	19.070
8	11:00:24.110	1:00.068	+2.303	20.666	19.333	20.069
9	11:01:22.184	58.074	+0.309	20.586	18.509	<b>18.979</b>

Lap	Time of Day	Lap Tm	Diff	S1 Tm	S2 Tm	S3 Tm
<b>(235) Petr FULIN</b>						
1	10:53:35.650	1:01.288	+2.811	22.908	19.129	19.251
2	10:54:35.571	59.921	+1.444	21.205	19.275	19.441
3	10:55:36.204	1:00.633	+2.156	21.205	18.885	20.543
4	10:56:35.446	59.242	+0.765	20.951	19.107	19.184
5	10:57:34.100	58.654	+0.177	20.877	18.576	19.201
6	10:58:33.417	59.317	+0.840	20.907	19.244	19.166
7	10:59:32.264	58.847	+0.370	20.866	18.816	19.165
8	11:00:30.963	58.699	+0.222	<b>20.863</b>	18.792	<b>19.044</b>
9	11:01:29.440	<b>58.477</b>		20.889	<b>18.446</b>	19.142

Lap	Time of Day	Lap Tm	Diff	S1 Tm	S2 Tm	S3 Tm
<b>(239) Niklas TIIHONEN</b>						
1	10:53:34.787	1:00.497	+2.485	22.335	18.806	19.356
2	10:54:33.339	58.552	+0.540	20.651	18.627	19.274
3	10:55:31.606	58.267	+0.255	20.651	18.518	19.098
4	10:56:29.687	58.081	+0.069	20.513	18.616	18.952
5	10:57:28.145	58.458	+0.446	<b>20.511</b>	18.839	19.108
6	10:58:26.157	<b>58.012</b>		20.569	<b>18.454</b>	19.989
7	10:59:24.549	58.392	+0.380	20.896	18.615	<b>18.881</b>
8	11:00:23.857	59.308	+1.296	20.603	18.950	19.755
9	11:01:22.343	58.486	+0.474	20.761	18.730	18.995

Lap	Time of Day	Lap Tm	Diff	S1 Tm	S2 Tm	S3 Tm
<b>(268) Cecile MARTINI</b>						
1	10:53:37.050	1:02.440	+4.123	23.229	19.368	19.843
2	10:54:36.728	59.678	+1.361	21.099	19.175	19.404
3	10:55:36.341	59.613	+1.296	21.084	18.713	19.816
4	10:56:35.091	58.750	+0.433	20.858	18.779	19.113
5	10:57:35.154	1:00.063	+1.746	20.895	19.624	19.544
6	10:58:33.665	58.511	+0.194	<b>20.622</b>	18.734	19.155
7	10:59:32.464	58.799	+0.482	20.799	18.913	19.087
8	11:00:31.235	58.771	+0.454	20.681	18.921	19.169
9	11:01:29.552	<b>58.317</b>		20.691	<b>18.542</b>	<b>19.084</b>

Lap	Time of Day	Lap Tm	Diff	S1 Tm	S2 Tm	S3 Tm
<b>(218) Antoine BARTHON</b>						
1	10:53:35.085	1:00.933	+2.757	22.085	19.076	19.772
2	10:54:33.796	58.711	+0.535	20.740	18.556	19.415
3	10:55:32.499	58.703	+0.527	20.584	18.819	19.300
4	10:56:30.996	58.497	+0.321	20.667	18.578	19.252
5	10:57:29.172	<b>58.176</b>		<b>20.560</b>	18.426	19.190
6	10:58:27.447	58.275	+0.099	20.593	18.549	<b>19.133</b>
7	10:59:25.877	58.430	+0.254	20.793	18.435	19.202
8	11:00:24.300	58.423	+0.247	20.610	<b>18.398</b>	19.415
9	11:01:22.858	58.558	+0.382	20.637	18.559	19.362

Lap	Time of Day	Lap Tm	Diff	S1 Tm	S2 Tm	S3 Tm
<b>(317) Nico RINDLISBACHER</b>						
1	10:53:37.521	1:02.724	+4.518	23.682	19.597	19.445
2	10:54:36.896	59.375	+1.169	20.724	19.269	19.382
3	10:55:36.535	59.639	+1.433	21.118	18.714	19.807
4	10:56:35.841	59.306	+1.100	20.864	19.035	19.407
5	10:57:34.720	58.879	+0.673	20.611	18.765	19.503
6	10:58:33.200	58.480	+0.274	20.637	18.779	<b>19.064</b>
7	10:59:32.843	59.643	+1.437	21.001	19.422	19.220
8	11:00:31.566	58.723	+0.517	<b>20.585</b>	18.729	19.409
9	11:01:29.772	<b>58.206</b>		20.633	<b>18.445</b>	19.128

Timekeeping Ingrid and Meik Wagner:

Clerk of the course Nigel Edwards:



Rotax Euro Challenge 2013 PF Int. / GBR

Rotax Seniors

PF International / England 1,382 Km

Second Chance Heat

2013-07-21 10:50

Race (9 Laps) started at 10:52:33

Lap	Time of Day	Lap Tm	Diff	S1 Tm	S2 Tm	S3 Tm	Lap	Time of Day	Lap Tm	Diff	S1 Tm	S2 Tm	S3 Tm
<b>(313) Masaomi KANDA</b>													
1	10:53:39.108	1:04.733	+6.515	26.464	18.954	19.315							
2	10:54:37.775	58.667	+0.449	20.738	<b>18.464</b>	19.465							
3	10:55:36.680	58.905	+0.687	20.824	18.499	19.582							
4	10:56:36.085	59.405	+1.187	21.167	18.853	19.385							
5	10:57:35.042	58.957	+0.739	20.621	18.749	19.587							
6	10:58:34.038	58.996	+0.778	20.665	18.982	19.349							
7	10:59:33.007	58.969	+0.751	20.726	19.215	<b>19.028</b>							
8	11:00:31.851	58.844	+0.626	20.633	18.670	19.541							
9	11:01:30.069	<b>58.218</b>		<b>20.538</b>	18.478	19.202							
<b>(259) Max RENBERG</b>													
1	10:53:35.388	1:01.183	+2.872	22.723	19.044	19.416							
2	10:54:36.482	1:01.094	+2.783	21.640	20.130	19.324							
3	10:55:35.777	59.295	+0.984	21.109	18.805	19.381							
4	10:56:34.333	58.556	+0.245	20.941	18.535	19.080							
5	10:57:34.375	1:00.042	+1.731	21.468	19.416	19.158							
6	10:58:32.978	58.603	+0.292	20.819	18.512	19.272							
7	10:59:33.383	1:00.405	+2.094	21.110	20.007	19.288							
8	11:00:32.116	58.733	+0.422	<b>20.759</b>	<b>18.394</b>	19.580							
9	11:01:30.427	<b>58.311</b>		20.855	18.407	<b>19.049</b>							
<b>(227) Ryo HIROOKA</b>													
1	10:53:36.889	1:02.427	+4.533	23.634	19.322	19.471							
2	10:54:36.267	59.378	+1.484	<b>20.494</b>	19.549	19.335							
3	10:55:51.837	1:15.570	+17.676	36.149	19.805	19.616							
4	10:56:50.906	59.069	+1.175	20.987	18.671	19.411							
5	10:57:49.322	58.416	+0.522	20.846	18.362	19.208							
6	10:58:47.808	58.486	+0.592	20.791	18.528	19.167							
7	10:59:45.702	<b>57.894</b>		20.741	<b>18.111</b>	<b>19.042</b>							
8	11:00:43.904	58.202	+0.308	20.811	18.343	19.048							
9	11:01:42.096	58.192	+0.298	20.710	18.327	19.155							

Timekeeping Ingrid and Meik Wagner:

Clerk of the course Nigel Edwards:

Steward (Chairman) Ian Watson:

Chief Scrutineer Paul Klaassen:

Licensed to: Motorsport Events

Rotax Euro Challenge 2013  
 Class: Rotax Max Seniors  
 Date/Time: 2013-07-21 12:10

Track: PF International / England  
 Heat: Prefinal  
 Laps: 13

Edition 1

Niklas TIIHONEN	<b>239</b> 33	2nd Chance 5	17	Antoine BARTHON	<b>218</b> 34	2nd Chance 6
Sten Dorian PIIRIMAGI	<b>237</b> 31	2nd Chance 3	16	Tobias HOLM	<b>263</b> 32	2nd Chance 4
Joshua COLLINGS	<b>316</b> 29	2nd Chance 1	15	Alfredo ZABALZA	<b>244</b> 30	2nd Chance 2
Ludvig MORIN	<b>255</b> 27	Points 44 Quali Rank 34	14	Jiri FORMAN	<b>208</b> 28	Points 46 Quali Rank 19
Luke KNOTT	<b>312</b> 25	Points 43 Quali Rank 35	13	Bas DE LAAT	<b>207</b> 26	Points 44 Quali Rank 25
Glenn VAN PARIJS	<b>247</b> 23	Points 43 Quali Rank 27	12	Joey VAN SPLUNTER	<b>283</b> 24	Points 43 Quali Rank 30
Jules COUSIN	<b>264</b> 21	Points 38 Quali Rank 18	11	Glen VAN DROOGENI	<b>212</b> 22	Points 40 Quali Rank 21
Zachary DE MELO	<b>309</b> 19	Points 35 Quali Rank 33	10	Eugene DENYSSEN	<b>228</b> 20	Points 38 Quali Rank 12
Jack WEPRIN	<b>236</b> 17	Points 31 Quali Rank 7	9	Max AITKEN	<b>314</b> 18	Points 32 Quali Rank 20
Jan JONCK	<b>221</b> 15	Points 26 Quali Rank 23	8	Petr BEZEL	<b>214</b> 16	Points 27 Quali Rank 14
Kyle FOWLIE	<b>225</b> 13	Points 22 Quali Rank 16	7	Charlie TURNER	<b>260</b> 14	Points 24 Quali Rank 11
Martin HENCKEL MORT	<b>276</b> 11	Points 17 Quali Rank 22	6	Luke VARLEY	<b>279</b> 12	Points 19 Quali Rank 10
John STEWART	<b>315</b> 9	Points 17 Quali Rank 6	5	Edward BRAND	<b>202</b> 10	Points 17 Quali Rank 8
Oliver MYERS	<b>270</b> 7	Points 14 Quali Rank 15	4	Mark LITCHFIELD	<b>321</b> 8	Points 15 Quali Rank 3
Charlie EASTWOOD	<b>234</b> 5	Points 12 Quali Rank 17	3	Maximilian WEINZIERL	<b>217</b> 6	Points 14 Quali Rank 9
Philip MORIN	<b>206</b> 3	Points 8 Quali Rank 1	2	Connor JUPP	<b>266</b> 4	Points 12 Quali Rank 5
Harry WEBB	<b>222</b> 1	Points 4 Quali Rank 4	1	Pierce LEHANE	<b>231</b> 2	Points 7 Quali Rank 2

Pole Position

Clerk of the course Nigel Edwards:  
 Stewards (Chairman) Ian Watson:

Scrutineer Paul Klaassen:  
 Timekeeping Ingrid/Meik Wagner:

posted at: h

These results are provisional until the conclusion of any judicial and technical matters

printed 2013-07-21 11:12



# Rotax Euro Challenge 2013 PF Int. / GBR

Rotax Seniors

PF International / England 1,382 Km

Pre-Final **-NEW-**

2013-07-21 12:10

Race (13 Laps) started at 12:14:22

Pos	No.	Name	Nat.	Chassis	Race Team	Laps	Total Tm	Diff	Best Tm	In Lap	km/h	Points
1	321	Mark LITCHFIELD	GBR	Kosmic	Paul Carr Racing	13	12:34.143		57.284	9	86,851	34
2	202	Edward BRAND	GBR	Intrepid	Intrepid Driver Program	13	12:34.192	0.049	57.184	10	87,003	33
3	222	Harry WEBB	GBR	Tonykart	Strawberry Racing	13	12:35.618	1.475	56.976	10	87,321	32
4	234	Charlie EASTWOOD	IRL	Tonykart	Strawberry Racing	13	12:36.050	1.907	57.063	9	87,188	31
5	206	Philip MORIN	SWE	Alonso	Dan Holland Racing	13	12:36.555	2.412	57.056	9	87,199	30
6	276	Martin HENCKEL MORTENS	DNK	Tonykart	RS Competition	13	12:36.619	2.476	57.005	10	87,277	29
7	225	Kyle FOWLIE	GBR	Tonykart	Strawberry Racing	13	12:36.756	2.613	57.202	12	86,976	28
8	270	Oliver MYERS	GBR	Tonykart	Coles Racing	13	12:36.880	2.737	57.058	10	87,195	27
9	231	Pierce LEHANE	AUS	Alonso	Dan Holland Racing	13	12:37.474	3.331	56.963	11	87,341	26
10	279	Luke VARLEY	GBR	Birel	KMS Hungary	13	12:37.834	3.691	57.222	11	86,946	25
11	247	Glenn VAN PARIJS	BEL	Tonykart	Bouvin Power	13	12:39.281	5.138	57.335	12	86,774	24
12	214	Petr BEZEL	CZE	MS Kart	MS Kart Racing Team	13	12:39.537	5.394	57.357	12	86,741	23
13	212	Glen VAN DROOGENBROEK	BEL	Tonykart	Daems Racing	13	12:39.824	5.681	57.225	10	86,941	22
14	218	Antoine BARTHON	FRA	Formula K	FK Racing Team AB Ltd	13	12:40.049	5.906	57.316	13	86,803	21
15	263	Tobias HOLM	DNK	Tonykart	RS Competition	13	12:40.492	6.349	57.357	10	86,741	20
16	315	John STEWART	GBR	Gillard	ST Racing	13	12:41.395	7.252	57.092	7	87,144	19
17	228	Eugene DENYSSEN	ZAF	Alonso	Dan Holland Racing	13	12:42.058	7.915	57.086	9	87,153	18
18	221	Jan JONCK	DNK	Tonykart	RS Competition	13	12:44.057	9.914	57.252	13	86,900	17
19	312	Luke KNOTT	GBR	Tonykart	RL Racing Dept UK Ltd	13	12:45.470	11.327	57.204	13	86,973	16
20	309	Zachary DE MELO	CAN	Tonykart	RL Racing Dept UK Ltd	13	12:45.740	11.597	57.223	12	86,944	15
21	217	Maximilian WEINZIERL	AUT	Alonso	Dan Holland Racing	13	12:48.879	14.736	57.379	5	86,708	14
22	207	Bas DE LAAT	NLD	Gillard	PDB Kart Racing	13	12:49.845	15.702	57.549	8	86,452	13
23	283	Joey VAN SPLUNTEREN	NLD	Gillard	DFK Racing Team	13	12:50.042	15.899	57.523	5	86,491	12
24	314	Max AITKEN	GBR	Tonykart	Strawberry Racing	13	12:50.836	16.693	57.395	11	86,684	11
25	236	Jack WEPRIN	USA	Alonso	Dan Holland Racing	13	12:51.023	16.880	57.467	9	86,575	10
26	208	Jiri FORMAN	CZE	Tonykart	Protrain Racing	13	12:51.150	17.007	57.515	8	86,503	9
27	239	Niklas TIIHONEN	FIN	Formula K	FK Racing Team AB Ltd	13	12:51.404	17.261	57.577	5	86,410	8
28	264	Jules COUSIN	FRA	FA Kart	DSS Kart	13	12:51.657	17.514	57.674	10	86,264	7
29	244	Alfredo ZABALZA	MEX	Kosmic	Paul Carr Racing	13	12:53.669	19.526	57.494	12	86,534	6
30	266	Connor JUPP	GBR	Alonso	Dan Holland Racing	13	12:57.906	23.763	57.325	13	86,789	5
31	237	Sten Dorian PIIRIMAGI	EST	Tonykart	Aix Racing Team	13	13:15.274	41.131	57.626	6	86,336	4
32	260	Charlie TURNER	GBR	Tonykart	Coles Racing	13	13:17.284	43.141	57.585	12	86,397	3
33	316	Joshua COLLINGS	GBR	CRG	Global Karting		1.349	13 Laps		0	-	2

Not classified

DQ	255	Ludvig MORIN	SWE	Kosmic	Paul Carr Racing	13	12:49.039	DQ	57.380	9	86,706	0
----	-----	--------------	-----	--------	------------------	----	-----------	----	--------	---	--------	---

## Announcements

These results are provisional until the conclusion of any judicial and technical matters

No. 212 + 217 + 231 warning board

Started: 34 Classified: 33 Not classified: 1

No. 266 time penalty 10 sec. / reason unfair driving

No. 255 excluded of prefinal / reason unfair behaviour

No. 244 time penalty 10 sec. / reason unfair driving

Margin of Victory	Ø km/h	Best Lap Tm	km/h	Best Lap by
0.049	85,763	56.963	87,341	231 - Pierce LEHANE

Official Timing [www.camp-company.de](http://www.camp-company.de) / [www.motorsport-events.se](http://www.motorsport-events.se)

Orbits

Timekeeping Ingrid and Meik Wagner:

Clerk of the course Nigel Edwards:

[www.mylaps.com](http://www.mylaps.com)

Steward (Chairman) Ian Watson:

Chief Scrutineer Paul Klaassen:

Licensed to: Motorsport Events

Printed: 2013-07-21 14:18:50

posted at:

h



# Rotax Euro Challenge 2013 PF Int. / GBR

Rotax Seniors

PF International / England 1,382 Km

Pre-Final

2013-07-21 12:10

Race (13 Laps) started at 12:14:22

Lap	Time of Day	Lap Tm	Diff	S1 Tm	S2 Tm	S3 Tm	Lap	Time of Day	Lap Tm	Diff	S1 Tm	S2 Tm	S3 Tm
<b>(321) Mark LITCHFIELD</b>							5	12:19:15.923	57.356	+0.300	20.344	18.093	18.919
1	12:15:24.265	1:01.567	+4.283	23.003	19.081	19.483	6	12:20:13.523	57.600	+0.544	20.485	18.174	18.941
2	12:16:22.656	58.391	+1.107	20.650	18.640	19.101	7	12:21:12.748	59.225	+2.169	20.582	19.635	19.008
3	12:17:20.351	57.695	+0.411	20.493	18.157	19.045	8	12:22:10.306	57.558	+0.502	20.685	17.966	18.907
4	12:18:18.023	57.672	+0.388	20.418	18.128	19.126	9	12:23:07.362	<b>57.056</b>		20.339	<b>17.907</b>	<b>18.810</b>
5	12:19:15.658	57.635	+0.351	20.529	18.067	19.039	10	12:24:04.482	57.120	+0.064	20.300	17.994	18.826
6	12:20:13.671	58.013	+0.729	20.534	18.544	18.935	11	12:25:02.291	57.809	+0.753	<b>20.254</b>	18.535	19.020
7	12:21:11.729	58.058	+0.774	20.703	18.393	18.962	12	12:26:00.347	58.056	+1.000	<b>20.942</b>	18.270	18.844
8	12:22:09.153	57.424	+0.140	20.492	17.989	18.943	13	12:26:58.940	58.593	+1.537	20.632	18.042	19.919
9	12:23:06.437	<b>57.284</b>		20.498	17.934	<b>18.852</b>	<b>(276) Martin HENCKEL MORTENSEN</b>						
10	12:24:03.736	57.299	+0.015	<b>20.414</b>	<b>17.928</b>	18.957	1	12:15:24.885	1:02.012	+5.007	22.557	19.795	19.660
11	12:25:01.431	57.695	+0.411	20.644	18.050	19.001	2	12:16:23.416	58.531	+1.526	20.556	18.817	19.158
12	12:25:58.774	57.343	+0.059	20.510	17.960	18.873	3	12:17:22.426	59.010	+2.005	20.765	19.216	19.029
13	12:26:56.528	57.754	+0.470	20.433	18.180	19.141	4	12:18:20.214	57.788	+0.783	20.446	18.372	18.970
<b>(202) Edward BRAND</b>							5	12:19:18.384	58.170	+1.165	20.509	18.698	18.963
1	12:15:25.324	1:02.559	+5.375	22.966	19.614	19.979	6	12:20:15.980	57.596	+0.591	20.403	18.312	18.881
2	12:16:23.760	58.436	+1.252	20.443	18.830	19.163	7	12:21:13.411	57.431	+0.426	20.395	18.121	18.915
3	12:17:21.543	57.783	+0.599	20.500	18.328	18.955	8	12:22:11.268	57.857	+0.852	20.607	18.355	18.895
4	12:18:19.027	57.484	+0.300	20.356	18.108	19.020	9	12:23:08.498	57.230	+0.225	20.434	17.949	18.847
5	12:19:16.633	57.606	+0.422	20.553	18.064	18.989	10	12:24:05.503	<b>57.005</b>		<b>20.347</b>	<b>17.885</b>	<b>18.773</b>
6	12:20:13.847	57.214	+0.030	20.320	17.975	18.919	11	12:25:02.724	57.221	+0.216	20.410	18.009	18.802
7	12:21:11.892	58.045	+0.861	20.647	18.412	18.986	12	12:26:00.695	57.971	+0.966	20.521	18.628	18.822
8	12:22:09.402	57.510	+0.326	20.399	18.115	18.996	13	12:26:59.004	58.309	+1.304	20.760	18.256	19.293
9	12:23:06.651	57.249	+0.065	20.384	17.957	<b>18.908</b>	<b>(225) Kyle FOWLIE</b>						
10	12:24:03.835	<b>57.184</b>		20.344	<b>17.929</b>	18.911	1	12:15:25.059	1:02.109	+4.907	22.689	19.382	20.038
11	12:25:01.983	58.148	+0.964	20.468	18.656	19.024	2	12:16:23.621	58.562	+1.360	20.529	18.852	19.181
12	12:25:59.219	57.236	+0.052	20.373	17.955	18.908	3	12:17:22.004	58.383	+1.181	20.851	18.495	19.037
13	12:26:56.577	57.358	+0.174	<b>20.299</b>	18.020	19.039	4	12:18:19.656	57.652	+0.450	20.559	18.136	18.957
<b>(222) Harry WEBB</b>							5	12:19:17.446	57.790	+0.588	20.576	18.227	18.987
1	12:15:23.176	1:00.791	+3.815	21.612	19.520	19.659	6	12:20:15.554	58.108	+0.906	20.817	18.334	18.957
2	12:16:22.395	59.219	+2.243	21.646	18.478	19.095	7	12:21:15.017	59.463	+2.261	20.575	19.788	19.100
3	12:17:20.548	58.153	+1.177	20.572	18.561	19.020	8	12:22:12.514	57.497	+0.295	20.473	18.126	18.898
4	12:18:18.893	58.345	+1.369	20.412	18.906	19.027	9	12:23:09.797	57.283	+0.081	20.492	17.998	<b>18.793</b>
5	12:19:18.183	59.290	+2.314	21.749	18.558	18.983	10	12:24:07.157	57.360	+0.158	<b>20.458</b>	18.065	18.837
6	12:20:15.786	57.603	+0.627	20.419	18.302	18.882	11	12:25:04.523	57.366	+0.164	20.501	17.997	18.868
7	12:21:13.138	57.352	+0.376	20.429	18.076	18.847	12	12:26:01.725	<b>57.202</b>		20.464	<b>17.902</b>	18.836
8	12:22:10.612	57.474	+0.498	20.646	17.931	18.897	13	12:26:59.141	57.416	+0.214	20.463	17.921	19.032
9	12:23:07.694	57.082	+0.106	20.424	17.835	<b>18.823</b>	<b>(270) Oliver MYERS</b>						
10	12:24:04.670	<b>56.976</b>		20.369	<b>17.781</b>	18.826	1	12:15:24.144	1:01.427	+4.369	22.633	19.305	19.489
11	12:25:02.215	57.545	+0.569	<b>20.318</b>	18.180	19.047	2	12:16:23.337	59.193	+2.135	20.908	19.058	19.227
12	12:26:00.067	57.852	+0.876	20.843	18.040	18.969	3	12:17:21.352	58.015	+0.957	20.636	18.177	19.202
13	12:26:58.003	57.936	+0.960	20.528	18.262	19.146	4	12:18:19.233	57.881	+0.823	20.526	18.354	19.001
<b>(234) Charlie EASTWOOD</b>							5	12:19:17.588	58.355	+1.297	20.962	18.396	18.997
1	12:15:23.824	1:01.183	+4.120	21.877	19.551	19.755	6	12:20:16.333	58.745	+1.687	20.634	19.171	18.940
2	12:16:22.069	58.245	+1.182	20.808	18.375	19.062	7	12:21:14.039	57.706	+0.648	20.432	18.362	18.912
3	12:17:19.970	57.901	+0.838	20.675	18.206	19.020	8	12:22:11.554	57.515	+0.457	20.485	18.119	18.911
4	12:18:18.174	58.204	+1.141	20.674	18.448	19.082	9	12:23:08.758	57.204	+0.146	20.435	17.939	18.830
5	12:19:15.868	57.694	+0.631	20.454	18.139	19.101	10	12:24:05.816	<b>57.058</b>		<b>20.334</b>	<b>17.898</b>	18.826
6	12:20:13.436	57.568	+0.505	20.352	18.161	19.055	11	12:25:03.056	57.240	+0.182	20.336	18.072	18.832
7	12:21:12.599	59.163	+2.100	20.617	19.569	18.977	12	12:26:00.523	57.467	+0.409	20.377	18.283	<b>18.807</b>
8	12:22:11.156	58.557	+1.494	21.497	18.162	18.898	13	12:26:59.265	58.742	+1.684	20.768	18.267	19.707
9	12:23:08.219	<b>57.063</b>		<b>20.335</b>	17.937	<b>18.791</b>	<b>(231) Pierce LEHANE</b>						
10	12:24:05.323	57.104	+0.041	20.337	<b>17.931</b>	18.836	1	12:15:25.494	1:03.029	+6.066	21.886	19.850	21.293
11	12:25:02.557	57.234	+0.171	20.341	18.030	18.863	2	12:16:24.144	58.650	+1.687	20.544	18.724	19.382
12	12:26:00.190	57.633	+0.570	20.622	18.056	18.955	3	12:17:22.731	58.587	+1.624	20.636	18.935	19.016
13	12:26:58.435	58.245	+1.182	20.535	17.992	19.718	4	12:18:20.420	57.689	+0.726	20.395	18.300	18.994
<b>(206) Philip MORIN</b>							5	12:19:22.189	1:01.769	+4.806	20.898	21.865	19.006
1	12:15:23.531	1:01.065	+4.009	21.620	19.529	19.916	6	12:20:19.408	57.219	+0.256	20.387	17.962	18.870
2	12:16:21.887	58.356	+1.300	20.866	18.340	19.150	7	12:21:16.382	56.974	+0.011	20.252	17.913	18.809
3	12:17:20.999	59.112	+2.056	21.016	19.111	18.985	8	12:22:13.874	57.492	+0.529	20.579	17.976	18.937
4	12:18:18.567	57.568	+0.512	20.381	18.245	18.942	9	12:23:11.684	57.810	+0.847	20.834	18.124	18.852
							10	12:24:08.790	57.106	+0.143	20.284	17.960	18.862



# Rotax Euro Challenge 2013 PF Int. / GBR

Rotax Seniors

PF International / England 1,382 Km

Pre-Final

2013-07-21 12:10

Race (13 Laps) started at 12:14:22

Lap	Time of Day	Lap Tm	Diff	S1 Tm	S2 Tm	S3 Tm	Lap	Time of Day	Lap Tm	Diff	S1 Tm	S2 Tm	S3 Tm
11	12:25:05.753	<b>56.963</b>		20.286	17.836	18.841	2	12:16:27.873	58.717	+1.401	20.589	19.056	19.072
12	12:26:02.772	57.019	+0.056	20.414	<b>17.835</b>	<b>18.770</b>	3	12:17:26.273	58.400	+1.084	20.745	18.580	19.075
13	12:26:59.859	57.087	+0.124	<b>20.232</b>	17.859	18.996	4	12:18:24.408	58.135	+0.819	20.411	18.317	19.407
<b>(279) Luke VARLEY</b>							5	12:19:22.382	57.974	+0.658	20.597	18.318	19.059
1	12:15:25.675	1:02.749	+5.527	23.874	18.878	19.997	6	12:20:19.818	57.436	+0.120	<b>20.389</b>	18.004	19.043
2	12:16:25.303	59.628	+2.406	21.259	19.203	19.166	7	12:21:17.241	57.423	+0.107	20.418	17.948	19.057
3	12:17:23.977	58.674	+1.452	20.454	18.969	19.251	8	12:22:14.916	57.675	+0.359	20.522	18.158	18.995
4	12:18:21.493	57.516	+0.294	20.471	18.093	18.952	9	12:23:12.336	57.420	+0.104	20.516	17.963	18.941
5	12:19:19.049	57.556	+0.334	20.522	18.094	18.940	10	12:24:09.806	57.470	+0.154	20.436	18.124	<b>18.910</b>
6	12:20:17.238	58.189	+0.967	20.482	18.743	18.964	11	12:25:07.432	57.626	+0.310	20.426	18.120	19.080
7	12:21:15.183	57.945	+0.723	20.437	18.356	19.152	12	12:26:05.118	57.686	+0.370	20.450	18.294	18.942
8	12:22:13.013	57.830	+0.608	20.488	18.452	18.890	13	12:27:02.434	<b>57.316</b>		20.429	<b>17.912</b>	18.975
9	12:23:10.287	57.274	+0.052	20.528	17.883	<b>18.863</b>	<b>(263) Tobias HOLM</b>						
10	12:24:07.599	57.312	+0.090	20.477	17.911	18.924	1	12:15:27.267	1:03.287	+5.930	25.119	18.703	19.465
11	12:25:04.821	<b>57.222</b>		20.488	<b>17.870</b>	18.864	2	12:16:27.731	1:00.464	+3.107	21.679	19.655	19.130
12	12:26:02.051	57.230	+0.008	<b>20.380</b>	17.927	18.923	3	12:17:26.033	58.302	+0.945	20.818	18.370	19.114
13	12:27:00.219	58.168	+0.946	20.403	18.025	19.740	4	12:18:24.468	58.435	+1.078	20.571	18.577	19.287
<b>(247) Glenn VAN PARIJS</b>							5	12:19:22.588	58.120	+0.763	20.733	18.240	19.147
1	12:15:28.003	1:04.507	+7.172	25.990	19.295	19.222	6	12:20:20.817	58.229	+0.872	20.989	18.204	19.036
2	12:16:27.081	59.078	+1.743	20.989	18.903	19.186	7	12:21:18.302	57.485	+0.128	20.494	17.964	19.027
3	12:17:25.114	58.033	+0.698	20.551	18.353	19.129	8	12:22:15.869	57.567	+0.210	20.553	17.971	19.043
4	12:18:23.340	58.226	+0.891	20.417	18.451	19.358	9	12:23:13.243	57.374	+0.017	20.442	18.007	<b>18.925</b>
5	12:19:21.087	57.747	+0.412	20.567	18.231	18.949	10	12:24:10.600	<b>57.357</b>		20.411	17.963	18.983
6	12:20:18.704	57.617	+0.282	20.428	18.208	18.981	11	12:25:08.006	57.406	+0.049	<b>20.403</b>	<b>17.955</b>	19.048
7	12:21:16.281	57.577	+0.242	20.375	18.205	18.997	12	12:26:05.453	57.447	+0.090	20.544	17.973	18.930
8	12:22:14.092	57.811	+0.476	20.789	18.139	18.883	13	12:27:02.877	57.424	+0.067	20.488	17.956	18.980
9	12:23:12.141	58.049	+0.714	20.811	18.353	18.885	<b>(315) John STEWART</b>						
10	12:24:09.494	57.353	+0.018	20.369	18.027	18.957	1	12:15:24.735	1:01.953	+4.861	22.480	19.110	20.363
11	12:25:06.871	57.377	+0.042	<b>20.366</b>	18.131	<b>18.880</b>	2	12:16:24.429	59.694	+2.602	20.590	19.586	19.518
12	12:26:04.206	<b>57.335</b>		20.428	18.002	18.905	3	12:17:22.975	58.546	+1.454	20.485	19.035	19.026
13	12:27:01.666	57.460	+0.125	20.480	<b>17.977</b>	19.003	4	12:18:20.622	57.647	+0.555	20.388	18.191	19.068
<b>(214) Petr BEZEL</b>							5	12:19:24.219	1:03.597	+6.505	20.621	23.932	19.044
1	12:15:25.933	1:02.754	+5.397	24.061	18.689	20.004	6	12:20:21.833	57.614	+0.522	20.377	18.295	18.942
2	12:16:25.184	59.251	+1.894	21.042	18.953	19.256	7	12:21:18.925	<b>57.092</b>		20.349	<b>17.868</b>	<b>18.875</b>
3	12:17:24.179	58.995	+1.638	20.421	19.262	19.312	8	12:22:17.389	58.464	+1.372	<b>20.239</b>	19.155	19.070
4	12:18:23.125	58.946	+1.589	20.366	19.333	19.247	9	12:23:14.811	57.422	+0.330	20.500	17.982	18.940
5	12:19:20.785	57.660	+0.303	20.433	18.183	19.044	10	12:24:12.111	57.300	+0.208	20.382	17.983	18.935
6	12:20:18.445	57.660	+0.303	20.442	18.244	18.974	11	12:25:09.346	57.235	+0.143	20.431	17.924	18.880
7	12:21:16.138	57.693	+0.336	20.479	18.227	18.987	12	12:26:06.562	57.216	+0.124	20.393	17.912	18.911
8	12:22:13.800	57.662	+0.305	20.434	18.131	19.097	13	12:27:03.780	57.218	+0.126	20.375	17.910	18.933
9	12:23:12.021	58.221	+0.864	20.780	18.469	18.972	<b>(228) Eugene DENYSSSEN</b>						
10	12:24:09.433	57.412	+0.055	20.309	18.085	19.018	1	12:15:30.318	1:06.853	+9.767	27.590	19.806	19.457
11	12:25:07.203	57.770	+0.413	20.339	18.468	18.963	2	12:16:29.730	59.412	+2.326	21.020	19.315	19.077
12	12:26:04.560	<b>57.357</b>		20.331	18.114	<b>18.912</b>	3	12:17:29.377	59.647	+2.561	20.464	19.317	19.866
13	12:27:01.922	57.362	+0.005	<b>20.290</b>	<b>18.051</b>	19.021	4	12:18:27.558	58.181	+1.095	20.847	18.353	18.981
<b>(212) Glen VAN DROOGENBROEK</b>							5	12:19:24.931	57.373	+0.287	20.328	18.127	18.918
1	12:15:28.652	1:05.133	+7.908	26.636	19.313	19.184	6	12:20:22.732	57.801	+0.715	20.352	18.524	18.925
2	12:16:27.350	58.698	+1.473	20.871	18.697	19.130	7	12:21:20.854	58.122	+1.036	20.470	18.595	19.057
3	12:17:25.277	57.927	+0.702	20.800	18.151	18.976	8	12:22:18.138	57.284	+0.198	20.440	17.986	18.858
4	12:18:24.383	59.106	+1.881	20.464	18.347	20.295	9	12:23:15.224	<b>57.086</b>		20.295	17.941	<b>18.850</b>
5	12:19:22.662	58.279	+1.054	21.064	18.206	19.009	10	12:24:12.345	57.121	+0.035	<b>20.196</b>	17.997	18.928
6	12:20:20.420	57.758	+0.533	20.671	18.041	19.046	11	12:25:09.790	57.445	+0.359	20.326	18.060	19.059
7	12:21:18.025	57.605	+0.380	20.484	18.015	19.106	12	12:26:07.051	57.261	+0.175	20.268	<b>17.920</b>	19.073
8	12:22:15.546	57.521	+0.296	20.513	18.014	18.994	13	12:27:04.443	57.392	+0.306	20.392	17.927	19.073
9	12:23:12.931	57.385	+0.160	20.458	17.955	18.972	<b>(244) Alfredo ZABALZA</b>						
10	12:24:10.156	<b>57.225</b>		20.381	<b>17.936</b>	<b>18.908</b>	1	12:15:27.321	1:03.425	+5.931	24.909	19.158	19.358
11	12:25:07.553	57.397	+0.172	<b>20.368</b>	18.016	19.013	2	12:16:26.017	58.696	+1.202	21.084	18.440	19.172
12	12:26:04.922	57.369	+0.144	20.432	17.989	18.948	3	12:17:24.731	58.714	+1.220	20.826	18.711	19.177
13	12:27:02.209	57.287	+0.062	20.375	17.937	18.975	4	12:18:24.433	59.702	+2.208	20.472	18.564	20.666
<b>(218) Antoine BARTHON</b>							5	12:19:22.933	58.500	+1.006	21.183	18.300	19.017
1	12:15:29.156	1:05.047	+7.731	25.877	19.859	19.311	6	12:20:21.091	58.158	+0.664	20.731	18.350	19.077
							7	12:21:18.678	57.587	+0.093	20.389	18.201	18.997



Rotax Euro Challenge 2013 PF Int. / GBR

Rotax Seniors

PF International / England 1,382 Km

Pre-Final

2013-07-21 12:10

Race (13 Laps) started at 12:14:22

Lap	Time of Day	Lap Tm	Diff	S1 Tm	S2 Tm	S3 Tm
8	12:22:17.991	59.313	+1.819	<b>20.378</b>	19.847	19.088
9	12:23:15.941	57.950	+0.456	20.833	18.124	18.993
10	12:24:13.460	57.519	+0.025	20.446	18.101	18.972
11	12:25:10.976	57.516	+0.022	20.453	<b>18.036</b>	19.027
12	12:26:08.470	<b>57.494</b>		20.494	18.059	<b>18.941</b>
13	12:27:06.054	57.584	+0.090	20.498	18.068	19.018

(221) Jan JONCK

Lap	Time of Day	Lap Tm	Diff	S1 Tm	S2 Tm	S3 Tm
1	12:15:30.737	1:07.626	+10.374	28.224	19.990	19.412
2	12:16:30.493	59.756	+2.504	20.649	19.866	19.241
3	12:17:29.845	59.352	+2.100	20.482	19.899	19.899
4	12:18:28.505	58.660	+1.408	20.906	18.707	19.047
5	12:19:25.774	57.269	+0.017	20.496	17.936	<b>18.837</b>
6	12:20:23.912	58.138	+0.886	<b>20.305</b>	18.530	19.303
7	12:21:21.548	57.636	+0.384	20.715	<b>17.909</b>	19.012
8	12:22:19.171	57.623	+0.371	20.509	18.183	18.931
9	12:23:16.495	57.324	+0.072	20.456	17.965	18.903
10	12:24:14.447	57.952	+0.700	20.459	18.387	19.106
11	12:25:11.840	57.393	+0.141	20.549	17.966	18.878
12	12:26:09.190	57.350	+0.098	20.478	17.993	18.879
13	12:27:06.442	<b>57.252</b>		20.466	17.916	18.870

(312) Luke KNOTT

Lap	Time of Day	Lap Tm	Diff	S1 Tm	S2 Tm	S3 Tm
1	12:15:31.011	1:07.414	+10.210	29.615	18.371	19.428
2	12:16:30.276	59.265	+2.061	20.433	19.713	19.119
3	12:17:29.526	59.250	+2.046	20.564	18.952	19.734
4	12:18:28.588	59.062	+1.858	20.830	19.257	18.975
5	12:19:27.026	58.438	+1.234	21.130	18.316	18.992
6	12:20:24.947	57.921	+0.717	20.447	17.978	19.496
7	12:21:22.443	57.496	+0.292	20.401	18.155	18.940
8	12:22:19.962	57.519	+0.315	<b>20.274</b>	18.315	18.930
9	12:23:17.325	57.363	+0.159	20.429	18.101	<b>18.833</b>
10	12:24:14.790	57.465	+0.261	20.347	18.234	18.884
11	12:25:13.407	58.617	+1.413	20.794	18.842	18.981
12	12:26:10.651	57.244	+0.040	20.451	17.912	18.881
13	12:27:07.855	<b>57.204</b>		20.402	<b>17.899</b>	18.903

(309) Zachary DE MELO

Lap	Time of Day	Lap Tm	Diff	S1 Tm	S2 Tm	S3 Tm
1	12:15:28.265	1:04.939	+7.716	26.108	19.584	19.247
2	12:16:28.746	1:00.481	+3.258	21.094	20.149	19.238
3	12:17:28.355	59.609	+2.386	21.209	18.576	19.824
4	12:18:26.662	58.307	+1.084	20.949	18.351	19.007
5	12:19:24.450	57.788	+0.565	20.481	18.288	19.019
6	12:20:22.453	58.003	+0.780	20.411	18.635	18.957
7	12:21:21.156	58.703	+1.480	20.813	18.780	19.110
8	12:22:18.662	57.506	+0.283	20.478	18.049	18.979
9	12:23:17.090	58.428	+1.205	20.489	18.962	18.977
10	12:24:14.560	57.470	+0.247	20.455	18.071	18.944
11	12:25:13.629	59.069	+1.846	20.883	19.098	19.088
12	12:26:10.852	<b>57.223</b>		<b>20.358</b>	17.953	18.912
13	12:27:08.125	57.273	+0.050	20.471	<b>17.909</b>	<b>18.893</b>

(266) Connor JUPP

Lap	Time of Day	Lap Tm	Diff	S1 Tm	S2 Tm	S3 Tm
1	12:15:23.622	1:01.065	+3.740	21.701	19.710	19.654
2	12:16:24.056	1:00.434	+3.109	20.944	19.444	20.046
3	12:17:22.634	58.578	+1.253	20.566	18.963	19.049
4	12:18:20.089	57.455	+0.130	20.376	18.130	18.949
5	12:19:18.557	58.468	+1.143	20.599	18.848	19.021
6	12:20:16.868	58.311	+0.986	20.795	18.605	18.911
7	12:21:14.876	58.008	+0.683	20.399	18.527	19.082
8	12:22:13.627	58.751	+1.426	20.476	19.011	19.264
9	12:23:11.198	57.571	+0.246	20.693	18.005	<b>18.873</b>
10	12:24:15.179	1:03.981	+6.656	20.391	24.464	19.126
11	12:25:14.792	59.613	+2.288	20.559	19.902	19.152
12	12:26:12.966	58.174	+0.849	20.463	18.627	19.084
13	12:27:10.291	<b>57.325</b>		<b>20.355</b>	<b>17.905</b>	19.065

Lap	Time of Day	Lap Tm	Diff	S1 Tm	S2 Tm	S3 Tm
-----	-------------	--------	------	-------	-------	-------

(217) Maximilian WEINZIERL

1	12:15:30.130	1:07.481	+10.102	27.417	20.174	19.890
2	12:16:28.880	58.750	+1.371	20.765	18.709	19.276
3	12:17:29.717	1:00.837	+3.458	21.024	19.795	20.018
4	12:18:28.145	58.428	+1.049	20.738	18.588	19.102
5	12:19:25.524	<b>57.379</b>		<b>20.312</b>	<b>18.120</b>	18.947
6	12:20:23.710	58.186	+0.807	20.448	18.494	19.244
7	12:21:22.282	58.572	+1.193	21.375	18.238	18.959
8	12:22:19.743	57.461	+0.082	20.340	18.273	<b>18.848</b>
9	12:23:18.963	59.220	+1.841	20.425	19.803	18.992
10	12:24:16.650	57.687	+0.308	20.439	18.254	18.994
11	12:25:14.341	57.691	+0.312	20.495	18.150	19.046
12	12:26:13.182	58.841	+1.462	20.627	19.074	19.140
13	12:27:11.264	58.082	+0.703	20.396	18.642	19.044

(255) Ludvig MORIN

1	12:15:27.460	1:03.799	+6.419	25.802	18.685	19.312
2	12:16:26.191	58.731	+1.351	21.349	18.164	19.218
3	12:17:24.386	58.195	+0.815	20.793	18.241	19.161
4	12:18:22.303	57.917	+0.537	20.478	18.350	19.089
5	12:19:19.988	57.685	+0.305	20.628	17.989	19.068
6	12:20:17.553	57.565	+0.185	20.583	18.115	<b>18.867</b>
7	12:21:15.611	58.058	+0.678	20.419	18.263	19.376
8	12:22:13.597	57.986	+0.606	20.473	18.385	19.128
9	12:23:10.977	<b>57.380</b>		20.581	<b>17.908</b>	18.891
10	12:24:14.373	1:03.396	+6.016	20.436	23.824	19.136
11	12:25:14.274	59.901	+2.521	21.005	19.771	19.125
12	12:26:13.236	58.962	+1.582	20.620	19.255	19.087
13	12:27:11.424	58.188	+0.808	<b>20.411</b>	18.685	19.092

(207) Bas DE LAAT

1	12:15:29.865	1:06.137	+8.588	26.535	20.216	19.386
2	12:16:28.086	58.221	+0.672	20.588	18.548	19.085
3	12:17:28.419	1:00.333	+2.784	20.643	19.633	20.057
4	12:18:27.219	58.800	+1.251	20.817	18.955	19.028
5	12:19:24.858	57.639	+0.090	20.552	18.074	19.013
6	12:20:22.991	58.133	+0.584	20.710	18.388	19.035
7	12:21:21.040	58.049	+0.500	20.482	18.476	19.091
8	12:22:18.589	<b>57.549</b>		<b>20.466</b>	<b>18.007</b>	19.076
9	12:23:16.822	58.233	+0.684	20.630	18.690	<b>18.913</b>
10	12:24:17.609	1:00.787	+3.238	22.498	19.191	19.098
11	12:25:15.340	57.731	+0.182	20.703	18.022	19.006
12	12:26:14.002	58.662	+1.113	21.046	18.562	19.054
13	12:27:12.230	58.228	+0.679	20.544	18.611	19.073

(283) Joey VAN SPLUNTEREN

1	12:15:29.729	1:06.117	+8.594	27.137	19.578	19.402
2	12:16:28.229	58.500	+0.977	20.548	18.838	19.114
3	12:17:29.342	1:01.113	+3.590	20.673	19.527	20.913
4	12:18:27.756	58.414	+0.891	20.755	18.577	19.082
5	12:19:25.279	<b>57.523</b>		<b>20.447</b>	<b>18.123</b>	<b>18.953</b>
6	12:20:23.481	58.202	+0.679	20.585	18.439	19.178
7	12:21:21.436	57.955	+0.432	20.587	18.137	19.231
8	12:22:19.532	58.096	+0.573	20.506	18.526	19.064
9	12:23:18.673	59.141	+1.618	20.624	19.397	19.120
10	12:24:16.820	58.147	+0.624	20.819	18.325	19.003
11	12:25:15.222	58.402	+0.879	20.552	18.719	19.131
12	12:26:13.761	58.539	+1.016	20.470	18.907	19.162
13	12:27:12.427	58.666	+1.143	20.604	18.887	19.175

(314) Max AITKEN

1	12:15:26.037	1:02.695	+5.300	24.152	18.768	19.775
2	12:16:24.787	58.750	+1.355	20.847	18.584	19.319
3	12:17:23.637	58.850	+1.455	20.553	19.134	19.163
4	12:18:21.240	57.603	+0.208	20.485	18.060	19.058

Timekeeping Ingrid and Meik Wagner:

Clerk of the course Nigel Edwards:

www.mylaps.com

Steward (Chairman) Ian Watson:

Chief Scrutineer Paul Klaassen:

Licensed to: Motorsport Events



# Rotax Euro Challenge 2013 PF Int. / GBR

Rotax Seniors

PF International / England 1,382 Km

Pre-Final

2013-07-21 12:10

Race (13 Laps) started at 12:14:22

Lap	Time of Day	Lap Tm	Diff	S1 Tm	S2 Tm	S3 Tm	Lap	Time of Day	Lap Tm	Diff	S1 Tm	S2 Tm	S3 Tm
5	12:19:18.715	57.475	+0.080	<b>20.360</b>	18.097	19.018	11	12:25:15.575	57.825	+0.151	20.666	18.160	18.999
6	12:20:17.079	58.364	+0.969	20.530	18.840	<b>18.994</b>	12	12:26:15.426	59.851	+2.177	20.691	18.542	20.618
7	12:21:26.780	1:09.701	+12.306	20.405	18.668	30.628	13	12:27:14.042	58.616	+0.942	20.453	18.656	19.507
8	12:22:24.326	57.546	+0.151	20.566	17.984	18.996	<b>(237) Sten Dorian PIIRIMAGI</b>						
9	12:23:21.873	57.547	+0.152	20.615	17.902	19.030	1	12:15:30.630	1:06.801	+9.175	27.273	20.035	19.493
10	12:24:19.573	57.700	+0.305	20.467	18.139	19.094	2	12:16:29.173	58.543	+0.917	20.691	18.772	19.080
11	12:25:16.968	<b>57.395</b>		20.465	<b>17.896</b>	19.034	3	12:17:28.821	59.648	+2.022	20.912	19.109	19.627
12	12:26:14.751	57.783	+0.388	20.528	18.040	19.215	4	12:18:26.839	58.018	+0.392	20.657	18.340	19.021
13	12:27:13.221	58.470	+1.075	20.417			5	12:19:24.693	57.854	+0.228	20.518	18.270	19.066
<b>(236) Jack WEPRIN</b>							6	12:20:22.319	<b>57.626</b>		<b>20.416</b>	18.251	<b>18.959</b>
1	12:15:33.526	1:10.296	+12.829	30.622	19.921	19.753	7	12:21:49.504	1:27.185	+29.559	49.256	18.736	19.193
2	12:16:32.444	58.918	+1.451	20.890	18.446	19.582	8	12:22:47.652	58.148	+0.522	20.769	18.261	19.118
3	12:17:30.700	58.256	+0.789	20.667	18.319	19.270	9	12:23:45.626	57.974	+0.348	20.769	18.171	19.034
4	12:18:29.191	58.491	+1.024	20.680	18.571	19.240	10	12:24:43.657	58.031	+0.405	20.708	18.196	19.127
5	12:19:28.055	58.864	+1.397	20.643	19.113	19.108	11	12:25:41.771	58.114	+0.488	20.755	<b>18.074</b>	19.285
6	12:20:26.494	58.439	+0.972	20.544	18.112	19.783	12	12:26:39.619	57.848	+0.222	20.678	18.100	19.070
7	12:21:24.085	57.591	+0.124	20.534	18.020	19.037	13	12:27:37.659	58.040	+0.414	20.788	18.115	19.137
8	12:22:21.726	57.641	+0.174	<b>20.407</b>	18.278	18.956	<b>(260) Charlie TURNER</b>						
9	12:23:19.193	<b>57.467</b>		20.525	<b>17.996</b>	<b>18.946</b>	1	12:15:25.568	1:02.528	+4.943	22.978	19.476	20.074
10	12:24:16.996	57.803	+0.336	20.456	18.363	18.984	2	12:16:24.578	59.010	+1.425	21.093	18.407	19.510
11	12:25:14.920	57.924	+0.457	20.552	18.358	19.014	3	12:17:23.820	59.242	+1.657	20.691	19.290	19.261
12	12:26:13.550	58.630	+1.163	20.514	19.014	19.102	4	12:18:57.974	1:34.154	+36.569	<b>20.495</b>	19.331	54.328
13	12:27:13.408	59.858	+2.391	20.733	19.373	19.752	5	12:19:56.929	58.955	+1.370	21.193	18.561	19.201
<b>(208) Jiri FORMAN</b>							6	12:20:54.980	58.051	+0.466	20.739	18.222	19.090
1	12:15:28.510	1:04.687	+7.172	25.856	19.535	19.296	7	12:21:53.022	58.042	+0.457	20.671	18.227	19.144
2	12:16:27.293	58.783	+1.268	20.776	18.801	19.206	8	12:22:50.862	57.840	+0.255	20.587	18.166	19.087
3	12:17:27.314	1:00.021	+2.506	21.276	19.502	19.243	9	12:23:48.551	57.689	+0.104	20.571	18.075	<b>19.043</b>
4	12:18:25.652	58.338	+0.823	20.709	18.370	19.259	10	12:24:46.493	57.942	+0.357	20.569	18.213	19.160
5	12:19:24.050	58.398	+0.883	20.565	18.711	19.122	11	12:25:44.370	57.877	+0.292	20.623	18.118	19.136
6	12:20:24.245	1:00.195	+2.680	20.503	19.643	20.049	12	12:26:41.955	<b>57.585</b>		20.508	<b>18.022</b>	19.055
7	12:21:22.662	58.417	+0.902	20.710	18.716	18.991	13	12:27:39.669	57.714	+0.129	20.499	18.135	19.080
8	12:22:20.177	<b>57.515</b>		<b>20.439</b>	18.169	<b>18.907</b>	<b>(239) Niklas TIHONEN</b>						
9	12:23:17.708	57.531	+0.016	20.448	<b>18.136</b>	18.947	1	12:15:30.416	1:06.195	+8.618	26.770	20.003	19.422
10	12:24:15.504	57.796	+0.281	20.617	18.201	18.978	2	12:16:28.964	58.548	+0.971	20.841	18.628	19.079
11	12:25:14.124	58.620	+1.105	20.475	19.060	19.085	3	12:17:29.921	1:00.957	+3.380	20.863	20.595	19.499
12	12:26:13.456	59.332	+1.817	21.196	19.008	19.128	4	12:18:28.743	58.822	+1.245	21.069	18.739	19.014
13	12:27:13.535	1:00.079	+2.564	20.744	19.821	19.514	5	12:19:26.320	<b>57.577</b>		20.499	<b>18.183</b>	<b>18.895</b>
<b>(264) Jules COUSIN</b>							6	12:20:26.030	59.710	+2.133	20.494	18.201	21.015
1	12:15:31.425	1:07.994	+10.320	27.082	20.948	19.964	7	12:21:23.831	57.801	+0.224	20.623	18.257	18.921
2	12:16:30.172	58.747	+1.073	20.601	18.990	19.156	8	12:22:22.065	58.234	+0.657	20.508	18.632	19.094
3	12:17:30.171	59.999	+2.325	20.649	19.823	19.527	9	12:23:20.396	58.331	+0.754	20.555	18.692	19.084
4	12:18:29.079	58.908	+1.234	20.913	18.767	19.228	10	12:24:18.445	58.049	+0.472	20.678	18.369	19.002
5	12:19:28.381	59.302	+1.628	20.608	19.549	19.145	11	12:25:16.106	57.661	+0.084	<b>20.486</b>	18.246	18.929
6	12:20:26.555	58.174	+0.500	20.596	18.291	19.287	12	12:26:14.102	57.996	+0.419	20.490	18.516	18.990
7	12:21:24.595	58.040	+0.366	20.672	<b>18.134</b>	19.234	13	12:27:13.789	59.687	+2.110	20.635	19.619	19.433
8	12:22:22.331	57.736	+0.062	20.453	18.184	19.099							
9	12:23:20.076	57.745	+0.071	<b>20.417</b>	18.391	<b>18.937</b>							
10	12:24:17.750	<b>57.674</b>		20.432	18.219	19.023							



Rotax Euro Challenge 2013  
 Class: Rotax Max Seniors  
 Date/Time: 2013-07-21 14:30

Track: PF International / England  
 Heat: Final  
 Laps: 16

Edition 1

Joshua COLLINGS	<b>316</b>	Laps 0 Tm. 1:34.9
	33	
Sten Dorian PIIRIMAGI	<b>237</b>	Laps 13 Tm. 13:15.274
	31	
Alfredo ZABALZA	<b>244</b>	Laps 13 Tm. 12:53.669
	29	
Niklas TIIHONEN	<b>239</b>	Laps 13 Tm. 12:51.404
	27	
Jack WEPRIN	<b>236</b>	Laps 13 Tm. 12:51.023
	25	
Joey VAN SPLUNTER	<b>283</b>	Laps 13 Tm. 12:50.042
	23	
Maximilian WEINZIERL	<b>217</b>	Laps 13 Tm. 12:48.879
	21	
Luke KNOTT	<b>312</b>	Laps 13 Tm. 12:45.470
	19	
Eugene DENYSEN	<b>228</b>	Laps 13 Tm. 12:42.058
	17	
Tobias HOLM	<b>263</b>	Laps 13 Tm. 12:40.492
	15	
Glen VAN DROOGENI	<b>212</b>	Laps 13 Tm. 12:39.824
	13	
Glenn VAN PARIJS	<b>247</b>	Laps 13 Tm. 12:39.281
	11	
Pierce LEHANE	<b>231</b>	Laps 13 Tm. 12:37.474
	9	
Kyle FOWLIE	<b>225</b>	Laps 13 Tm. 12:36.756
	7	
Philip MORIN	<b>206</b>	Laps 13 Tm. 12:36.555
	5	
Harry WEBB	<b>222</b>	Laps 13 Tm. 12:35.618
	3	
Mark LITCHFIELD	<b>321</b>	Laps 13 Tm. 12:34.143
	1	

Pole Position

17	Ludvig MORIN	<b>255</b>	Laps 13 Tm. 12:49.039
		34	
16	Charlie TURNER	<b>260</b>	Laps 13 Tm. 13:17.284
		32	
15	Connor JUPP	<b>266</b>	Laps 13 Tm. 12:57.906
		30	
14	Jules COUSIN	<b>264</b>	Laps 13 Tm. 12:51.657
		28	
13	Jiri FORMAN	<b>208</b>	Laps 13 Tm. 12:51.150
		26	
12	Max AITKEN	<b>314</b>	Laps 13 Tm. 12:50.836
		24	
11	Bas DE LAAT	<b>207</b>	Laps 13 Tm. 12:49.845
		22	
10	Zachary DE MELO	<b>309</b>	Laps 13 Tm. 12:45.740
		20	
9	Jan JONCK	<b>221</b>	Laps 13 Tm. 12:44.057
		18	
8	John STEWART	<b>315</b>	Laps 13 Tm. 12:41.395
		16	
7	Antoine BARTHON	<b>218</b>	Laps 13 Tm. 12:40.049
		14	
6	Petr BEZEL	<b>214</b>	Laps 13 Tm. 12:39.537
		12	
5	Luke VARLEY	<b>279</b>	Laps 13 Tm. 12:37.834
		10	
4	Oliver MYERS	<b>270</b>	Laps 13 Tm. 12:36.880
		8	
3	Martin HENCKEL MORI	<b>276</b>	Laps 13 Tm. 12:36.619
		6	
2	Charlie EASTWOOD	<b>234</b>	Laps 13 Tm. 12:36.050
		4	
1	Edward BRAND	<b>202</b>	Laps 13 Tm. 12:34.192
		2	

Row

Clerk of the course Nigel Edwards:  
 Stewards (Chairman) Ian Watson:

Scrutineer Paul Klaassen:  
 Timekeeping Ingrid/Meik Wagner:



# Rotax Euro Challenge 2013 PF Int. / GBR

Rotax Seniors

PF International / England 1,382 Km

Final -NEW-

2013-07-21 14:30

Race (16 Laps) started at 14:42:35

Pos	No.	Name	Nat.	Chassis	Race Team	Laps	Total Tm	Diff	Best Tm	In Lap	km/h	Points
1	321	Mark LITCHFIELD	GBR	Kosmic	Paul Carr Racing	16	15:29.324		56.950	9	87,361	55
2	225	Kyle FOWLIE	GBR	Tonykart	Strawberry Racing	16	15:29.858	0.534	57.166	8	87,031	52
3	266	Connor JUPP	GBR	Alonso	Dan Holland Racing	16	15:30.756	1.432	57.091	14	87,145	50
4	206	Philip MORIN	SWE	Alonso	Dan Holland Racing	16	15:31.065	1.741	56.985	11	87,307	49
5	276	Martin HENCKEL MORTENS	DNK	Tonykart	RS Competition	16	15:31.297	1.973	57.228	14	86,936	48
6	231	Pierce LEHANE	AUS	Alonso	Dan Holland Racing	16	15:31.786	2.462	57.046	6	87,214	47
7	247	Glenn VAN PARIJS	BEL	Tonykart	Bouvin Power	16	15:31.944	2.620	57.042	11	87,220	46
8	270	Oliver MYERS	GBR	Tonykart	Coles Racing	16	15:32.190	2.866	57.073	8	87,173	45
9	217	Maximilian WEINZIERL	AUT	Alonso	Dan Holland Racing	16	15:32.546	3.222	57.024	7	87,247	44
10	283	Joey VAN SPLUNTEREN	NLD	Gillard	DFK Racing Team	16	15:33.409	4.085	57.329	8	86,783	43
11	263	Tobias HOLM	DNK	Tonykart	RS Competition	16	15:33.708	4.384	57.328	15	86,785	42
12	214	Petr BEZEL	CZE	MS Kart	MS Kart Racing Team	16	15:34.154	4.830	57.315	12	86,805	41
13	260	Charlie TURNER	GBR	Tonykart	Coles Racing	16	15:34.546	5.222	57.223	10	86,944	40
14	212	Glen VAN DROOGENBROEK	BEL	Tonykart	Daems Racing	16	15:34.704	5.380	57.366	8	86,727	39
15	309	Zachary DE MELO	CAN	Tonykart	RL Racing Dept UK Ltd	16	15:34.869	5.545	57.201	15	86,978	38
16	279	Luke VARLEY	GBR	Birel	KMS Hungary	16	15:35.516	6.192	57.162	13	87,037	37
17	228	Eugene DENYSSEN	ZAF	Alonso	Dan Holland Racing	16	15:37.683	8.359	57.339	8	86,768	36
18	202	Edward BRAND	GBR	Intrepid	Intrepid Driver Program	16	15:38.633	9.309	57.069	9	87,179	35
19	239	Niklas TIIHONEN	FIN	Formula K	FK Racing Team AB Ltd	16	15:39.797	10.473	57.654	11	86,294	34
20	236	Jack WEPRIN	USA	Alonso	Dan Holland Racing	16	15:44.623	15.299	57.287	15	86,847	33
21	207	Bas DE LAAT	NLD	Gillard	PDB Kart Racing	16	15:44.894	15.570	57.242	6	86,915	32
22	218	Antoine BARTHON	FRA	Formula K	FK Racing Team AB Ltd	16	15:45.210	15.886	57.565	15	86,428	31
23	255	Ludvig MORIN	SWE	Kosmic	Paul Carr Racing	16	15:46.497	17.173	57.835	8	86,024	30
24	237	Sten Dorian PIIRIMAGI	EST	Tonykart	Aix Racing Team	16	15:46.669	17.345	57.381	8	86,705	29
25	208	Jiri FORMAN	CZE	Tonykart	Protrain Racing	16	15:46.809	17.485	57.820	8	86,046	28
26	234	Charlie EASTWOOD	IRL	Tonykart	Strawberry Racing	16	15:53.908	24.584	56.873	6	87,479	27
27	315	John STEWART	GBR	Gillard	ST Racing	15	14:30.439	1 Lap	57.046	9	87,214	26
28	316	Joshua COLLINGS	GBR	CRG	Global Karting	15	14:32.000	1 Lap	57.059	7	87,194	25
29	312	Luke KNOTT	GBR	Tonykart	RL Racing Dept UK Ltd	12	11:42.798	4 Laps	57.062	8	87,189	24
30	314	Max AITKEN	GBR	Tonykart	Strawberry Racing	12	11:43.414	4 Laps	57.167	8	87,029	23
31	222	Harry WEBB	GBR	Tonykart	Strawberry Racing	11	10:50.192	5 Laps	57.267	9	86,877	22
32	264	Jules COUSIN	FRA	FA Kart	DSS Kart	8	8:05.460	8 Laps	57.938	6	85,871	21
33	244	Alfredo ZABALZA	MEX	Kosmic	Paul Carr Racing	4	4:01.484	12 Laps	57.929	2	85,884	20
34	221	Jan JONCK	DNK	Tonykart	RS Competition	4	4:03.720	12 Laps	57.514	4	86,504	19

## Announcements

These results are provisional until the conclusion of any judicial and technical matters

No. 239 + 217 + 202 + 225 warning board

Started: 34 Classified: 34 Not classified: 0

No. 202 time penalty 10 sec. / reason unfair driving

Margin of Victory	Ø km/h	Best Lap Tm	km/h	Best Lap by
0.534	85,657	56.873	87,479	234 - Charlie EASTWOOD

Official Timing [www.camp-company.de](http://www.camp-company.de) / [www.motorsport-events.se](http://www.motorsport-events.se)

Orbits

Timekeeping Ingrid and Meik Wagner:

Clerk of the course Nigel Edwards:

[www.mylaps.com](http://www.mylaps.com)

Steward (Chairman) Ian Watson:

Chief Scrutineer Paul Klaassen:

Licensed to: Motorsport Events

Printed: 2013-07-21 16:50:12

posted at:

h



# Rotax Euro Challenge 2013 PF Int. / GBR

Rotax Seniors

PF International / England 1,382 Km

Final

2013-07-21 14:30

Race (16 Laps) started at 14:42:35

Lap	Time of Day	Lap Tm	Diff	S1 Tm	S2 Tm	S3 Tm	Lap	Time of Day	Lap Tm	Diff	S1 Tm	S2 Tm	S3 Tm
<b>(202) Edward BRAND</b>							<b>(206) Philip MORIN</b>						
1	14:43:35.112	59.768	+2.699	21.715	18.868	19.185	11	14:53:17.628	57.164	+0.073	20.343	17.891	18.930
2	14:44:34.034	58.922	+1.853	20.670	19.037	19.215	12	14:54:15.200	57.572	+0.481	20.377	18.191	19.004
3	14:45:32.183	58.149	+1.080	20.713	18.471	18.965	13	14:55:12.312	57.112	+0.021	20.383	17.907	18.822
4	14:46:29.505	57.322	+0.253	20.343	18.025	18.954	14	14:56:09.403	<b>57.091</b>		<b>20.321</b>	18.014	<b>18.756</b>
5	14:47:27.258	57.753	+0.684	20.391	18.430	18.932	15	14:57:06.656	57.253	+0.162	20.328	18.080	18.845
6	14:48:25.194	57.936	+0.867	20.403	18.574	18.959	16	14:58:05.983	59.327	+2.236	20.371	20.012	18.944
7	14:49:23.276	58.082	+1.013	20.579	18.631	18.872	<b>(206) Philip MORIN</b>						
8	14:50:21.193	57.917	+0.848	20.887	18.228	<b>18.802</b>	1	14:43:35.343	59.981	+2.996	21.615	18.855	19.511
9	14:51:18.262	<b>57.069</b>		20.349	<b>17.908</b>	18.812	2	14:44:33.779	58.436	+1.451	20.651	18.281	19.504
10	14:52:18.085	59.823	+2.754	20.568	18.489	20.766	3	14:45:31.633	57.854	+0.869	20.734	18.152	18.968
11	14:53:15.370	57.285	+0.216	20.367	17.941	18.977	4	14:46:29.292	57.659	+0.674	20.518	18.039	19.102
12	14:54:12.796	57.426	+0.357	20.383	18.221	18.822	5	14:47:27.464	58.172	+1.187	20.495	18.707	18.970
13	14:55:10.371	57.575	+0.506	<b>20.260</b>	18.320	18.925	6	14:48:25.894	58.430	+1.445	20.329	19.239	18.862
14	14:56:07.934	57.563	+0.494	20.650	17.920	18.993	7	14:49:23.464	57.570	+0.585	20.413	18.215	18.942
15	14:57:05.273	57.339	+0.270	20.337	18.087	18.915	8	14:50:21.583	58.119	+1.134	21.004	18.338	<b>18.777</b>
16	14:58:03.860	58.587	+1.518	20.449	19.174	18.964	9	14:51:18.644	57.061	+0.076	20.323	17.947	18.791
<b>(321) Mark LITCHFIELD</b>							10	14:52:19.948	1:01.304	+4.319	20.526	18.676	22.102
1	14:43:35.009	59.782	+2.832	21.212	19.244	19.326	11	14:53:16.933	<b>56.985</b>		20.330	<b>17.860</b>	18.795
2	14:44:33.642	58.633	+1.683	20.822	18.538	19.273	12	14:54:15.395	58.462	+1.477	20.462	18.442	19.558
3	14:45:32.378	58.736	+1.786	21.118	18.587	19.031	13	14:55:12.606	57.211	+0.226	20.306	18.045	18.860
4	14:46:29.757	57.379	+0.429	20.417	17.939	19.023	14	14:56:09.837	57.231	+0.246	20.275	18.134	18.822
5	14:47:27.792	58.035	+1.085	20.375	18.548	19.112	15	14:57:06.971	57.134	+0.149	<b>20.251</b>	17.999	18.884
6	14:48:25.443	57.651	+0.701	20.521	18.190	18.940	16	14:58:06.292	59.321	+2.336	20.399	20.040	18.882
7	14:49:24.656	59.213	+2.263	22.193	18.181	18.839	<b>(276) Martin HENCKEL MORTENSEN</b>						
8	14:50:22.036	57.380	+0.430	20.299	18.072	19.009	1	14:43:35.658	1:00.182	+2.954	22.120	18.748	19.314
9	14:51:18.986	<b>56.950</b>		<b>20.282</b>	<b>17.912</b>	<b>18.756</b>	2	14:44:34.552	58.894	+1.666	21.112	18.441	19.341
10	14:52:16.920	57.934	+0.984	20.338	18.220	19.316	3	14:45:33.147	58.595	+1.367	20.971	18.651	18.973
11	14:53:15.082	58.162	+1.212	20.618	18.354	19.190	4	14:46:31.086	57.939	+0.711	20.556	18.380	19.003
12	14:54:12.618	57.536	+0.586	20.606	18.107	18.823	5	14:47:28.762	57.676	+0.448	20.659	18.127	18.890
13	14:55:10.626	58.008	+1.058	20.326	18.753	18.929	6	14:48:26.128	57.366	+0.138	20.458	18.074	18.834
14	14:56:08.228	57.602	+0.652	20.679	17.989	18.934	7	14:49:23.822	57.694	+0.466	20.412	18.354	18.928
15	14:57:05.573	57.345	+0.395	20.285	18.041	19.019	8	14:50:22.148	58.326	+1.098	20.509	18.594	19.223
16	14:58:04.551	58.978	+2.028	20.358	19.638	18.982	9	14:51:21.423	59.275	+2.047	21.293	19.095	18.887
<b>(225) Kyle FOWLIE</b>							10	14:52:20.007	58.584	+1.356	20.435	18.810	19.339
1	14:43:35.473	1:00.045	+2.879	21.950	18.836	19.259	11	14:53:17.318	57.311	+0.083	20.413	18.028	18.870
2	14:44:34.612	59.139	+1.973	21.465	18.603	19.071	12	14:54:15.720	58.402	+1.174	20.537	18.815	19.050
3	14:45:32.983	58.371	+1.205	20.662	18.779	18.930	13	14:55:13.263	57.543	+0.315	20.433	18.226	18.884
4	14:46:30.288	57.305	+0.139	20.479	18.010	18.816	14	14:56:10.491	<b>57.228</b>		20.401	<b>17.988</b>	18.839
5	14:47:28.003	57.715	+0.549	<b>20.277</b>	18.362	19.076	15	14:57:07.748	57.257	+0.029	20.414	18.046	<b>18.797</b>
6	14:48:25.555	57.552	+0.386	20.419	18.267	18.866	16	14:58:06.524	58.776	+1.548	<b>20.329</b>	19.487	18.960
7	14:49:25.511	59.956	+2.790	22.447	18.639	18.870	<b>(231) Pierce LEHANE</b>						
8	14:50:22.677	<b>57.166</b>		20.292	18.048	18.826	1	14:43:37.638	1:02.140	+5.094	22.672	20.412	19.056
9	14:51:20.764	58.087	+0.921	20.826	18.464	<b>18.797</b>	2	14:44:35.743	58.105	+1.059	20.696	18.301	19.108
10	14:52:18.326	57.562	+0.396	20.393	17.906	19.263	3	14:45:33.593	57.850	+0.804	20.736	18.306	18.808
11	14:53:15.550	57.224	+0.058	20.351	<b>17.871</b>	19.002	4	14:46:31.371	57.778	+0.732	20.686	18.219	18.873
12	14:54:13.065	57.515	+0.349	20.417	18.231	18.867	5	14:47:29.936	58.565	+1.519	20.966	18.832	18.767
13	14:55:10.686	57.621	+0.455	20.319	18.443	18.859	6	14:48:26.982	<b>57.046</b>		20.344	<b>17.905</b>	18.797
14	14:56:08.348	57.662	+0.496	20.680	18.134	18.848	7	14:49:25.038	58.056	+1.010	20.895	18.360	18.801
15	14:57:05.988	57.640	+0.474	20.644	18.114	18.882	8	14:50:22.377	57.339	+0.293	20.315	17.985	19.039
16	14:58:05.085	59.097	+1.931	20.474	19.794	18.829	9	14:51:19.526	57.149	+0.103	20.511	17.947	<b>18.691</b>
<b>(266) Connor JUPP</b>							10	14:52:17.195	57.669	+0.623	<b>20.297</b>	18.247	19.125
1	14:43:40.901	1:03.867	+6.776	24.327	19.365	20.175	11	14:53:15.144	57.949	+0.903	20.744	18.101	19.104
2	14:44:39.427	58.526	+1.435	20.870	18.059	19.597	12	14:54:13.250	58.106	+1.060	20.387	18.905	18.814
3	14:45:37.191	57.764	+0.673	20.433	18.155	19.176	13	14:55:10.864	57.614	+0.568	20.442	18.288	18.884
4	14:46:35.563	58.372	+1.281	20.426	18.856	18.856	14	14:56:08.902	58.038	+0.992	20.815	18.353	18.870
5	14:47:32.712	57.149	+0.058	20.374	17.938	18.837	15	14:57:06.244	57.342	+0.296	20.461	18.058	18.823
6	14:48:30.681	57.969	+0.878	20.513	18.545	18.911	16	14:58:07.013	1:00.769	+3.723	20.359	21.386	19.024
7	14:49:27.825	57.144	+0.053	20.457	<b>17.877</b>	18.810	<b>(247) Glenn VAN PARIJS</b>						
8	14:50:25.133	57.308	+0.217	20.551	17.981	18.776	1	14:43:36.085	1:00.523	+3.481	22.466	18.872	19.185
9	14:51:22.477	57.344	+0.253	20.356	18.005	18.983	2	14:44:34.991	58.906	+1.864	20.754	19.055	19.097
10	14:52:20.464	57.987	+0.896	20.349	18.688	18.970	3	14:45:33.504	58.513	+1.471	20.885	18.590	19.038
							4	14:46:31.715	58.211	+1.169	20.860	18.445	18.906



# Rotax Euro Challenge 2013 PF Int. / GBR

Rotax Seniors

PF International / England 1,382 Km

Final

2013-07-21 14:30

Race (16 Laps) started at 14:42:35

Lap	Time of Day	Lap Tm	Diff	S1 Tm	S2 Tm	S3 Tm	Lap	Time of Day	Lap Tm	Diff	S1 Tm	S2 Tm	S3 Tm
5	14:47:30.373	58.658	+1.616	20.707	19.036	18.915							
6	14:48:27.622	57.249	+0.207	20.459	17.989	18.801							
7	14:49:25.705	58.083	+1.041	20.481	18.756	18.846							
8	14:50:22.831	57.126	+0.084	20.331	17.995	18.800							
9	14:51:21.160	58.329	+1.287	20.965	18.504	18.860							
10	14:52:18.674	57.514	+0.472	20.205	18.022	19.287							
11	14:53:15.716	57.042		20.258	17.989	18.795							
12	14:54:13.441	57.725	+0.683	20.363	18.507	18.855							
13	14:55:10.992	57.551	+0.509	20.317	18.450	18.784							
14	14:56:09.112	58.120	+1.078	20.749	18.376	18.995							
15	14:57:06.793	57.681	+0.639	20.413	18.436	18.832							
16	14:58:07.171	1:00.378	+3.336	20.671	20.692	19.015							
<b>(270) Oliver MYERS</b>							<b>(263) Tobias HOLM</b>						
1	14:43:37.456	1:01.911	+4.838	22.695	19.978	19.238	1	14:43:36.890	1:01.117	+3.789	23.086	18.832	19.199
2	14:44:36.103	58.647	+1.574	20.721	18.733	19.193	2	14:44:35.637	58.747	+1.419	20.515	18.978	19.254
3	14:45:35.950	59.847	+2.774	20.896	19.936	19.015	3	14:45:33.946	58.309	+0.981	20.638	18.649	19.022
4	14:46:33.445	57.495	+0.422	20.543	18.106	18.846	4	14:46:31.900	57.954	+0.626	20.569	18.432	18.953
5	14:47:30.990	57.545	+0.472	20.545	18.123	18.877	5	14:47:30.217	58.317	+0.989	20.572	18.786	18.959
6	14:48:28.133	57.143	+0.070	20.382	18.025	18.736	6	14:48:27.584	57.367	+0.039	20.476	17.963	18.928
7	14:49:25.983	57.850	+0.777	20.359	18.739	18.752	7	14:49:26.468	58.884	+1.556	20.801	19.245	18.838
8	14:50:23.056	57.073		20.263	18.033	18.777	8	14:50:24.362	57.894	+0.566	20.431	18.486	18.977
9	14:51:22.268	59.212	+2.139	20.571	19.778	18.863	9	14:51:21.895	57.533	+0.205	20.432	18.127	18.974
10	14:52:20.819	58.551	+1.478	20.323	19.160	19.068	10	14:52:20.156	58.261	+0.933	20.415	18.573	19.273
11	14:53:18.641	57.822	+0.749	20.947	18.060	18.815	11	14:53:18.100	57.944	+0.616	20.440	17.981	19.523
12	14:54:15.986	57.345	+0.272	20.426	18.025	18.894	12	14:54:15.874	57.774	+0.446	20.458	18.277	19.039
13	14:55:14.009	58.023	+0.950	20.556	18.636	18.831	13	14:55:14.277	58.403	+1.075	20.525	18.982	18.896
14	14:56:12.371	58.362	+1.289	20.499	19.019	18.844	14	14:56:12.994	58.717	+1.389	20.797	18.865	19.055
15	14:57:09.578	57.207	+0.134	20.468	17.966	18.773	15	14:57:10.322	57.328		20.465	17.947	18.916
16	14:58:07.417	57.839	+0.766	20.453	18.534	18.852	16	14:58:08.935	58.613	+1.285	20.508	19.047	19.058
<b>(217) Maximilian WEINZIERL</b>							<b>(214) Petr BEZEL</b>						
1	14:43:38.687	1:02.548	+5.524	23.393	19.880	19.275	1	14:43:37.133	1:01.436	+4.121	23.460	18.744	19.232
2	14:44:36.490	57.803	+0.779	20.696	18.056	19.051	2	14:44:35.956	58.823	+1.508	20.468	18.884	19.471
3	14:45:36.374	59.884	+2.860	20.635	20.064	19.185	3	14:45:36.880	1:00.924	+3.609	21.135	20.528	19.261
4	14:46:34.334	57.960	+0.936	20.433	18.618	18.909	4	14:46:34.544	57.664	+0.349	20.387	18.385	18.892
5	14:47:32.346	58.012	+0.988	20.962	18.189	18.861	5	14:47:32.063	57.519	+0.204	20.562	18.093	18.864
6	14:48:29.761	57.415	+0.391	20.343	18.274	18.798	6	14:48:30.397	58.334	+1.019	20.420	19.059	18.855
7	14:49:26.785	57.024		20.307	17.958	18.759	7	14:49:27.752	57.355	+0.040	20.346	18.090	18.919
8	14:50:24.111	57.326	+0.302	20.312	18.122	18.892	8	14:50:25.435	57.683	+0.368	20.545	18.239	18.899
9	14:51:21.652	57.541	+0.517	20.380	18.312	18.849	9	14:51:23.876	58.441	+1.126	20.223	18.857	19.361
10	14:52:19.474	57.822	+0.798	20.407	18.432	18.983	10	14:52:21.268	57.392	+0.077	20.381	18.114	18.897
11	14:53:16.781	57.307	+0.283	20.308	18.132	18.867	11	14:53:19.419	58.151	+0.836	21.131	18.172	18.848
12	14:54:15.590	58.809	+1.785	21.031	18.750	19.028	12	14:54:16.734	57.315		20.375	18.033	18.907
13	14:55:13.900	58.310	+1.286	20.552	18.711	19.047	13	14:55:14.481	57.747	+0.432	20.371	18.457	18.919
14	14:56:12.689	58.789	+1.765	20.667	19.232	18.890	14	14:56:13.891	59.410	+2.095	20.339	19.370	19.701
15	14:57:09.982	57.293	+0.269	20.359	18.008	18.926	15	14:57:11.702	57.811	+0.496	20.229	18.713	18.869
16	14:58:07.773	57.791	+0.767	20.372	18.538	18.881	16	14:58:09.381	57.679	+0.364	20.299	18.187	19.193
<b>(283) Joey VAN SPLUNTEREN</b>							<b>(260) Charlie TURNER</b>						
1	14:43:39.391	1:03.054	+5.725	23.612	19.934	19.508	1	14:43:41.755	1:04.592	+7.369	24.884	20.029	19.679
2	14:44:37.393	58.002	+0.673	20.554	18.391	19.057	2	14:44:40.812	59.057	+1.834	21.084	18.909	19.064
3	14:45:37.118	59.725	+2.396	20.462	19.908	19.355	3	14:45:39.043	58.231	+1.008	20.381	18.735	19.115
4	14:46:34.964	57.846	+0.517	20.423	18.508	18.915	4	14:46:37.225	58.182	+0.959	20.494	18.614	19.074
5	14:47:32.581	57.617	+0.288	20.509	18.247	18.861	5	14:47:35.593	58.368	+1.145	20.837	18.642	18.889
6	14:48:30.552	57.971	+0.642	20.506	18.535	18.930	6	14:48:32.871	57.278	+0.055	20.405	18.001	18.872
7	14:49:28.975	58.423	+1.094	20.790	18.723	18.910	7	14:49:30.175	57.304	+0.081	20.356	18.096	18.852
8	14:50:26.304	57.329		20.291	18.115	18.923	8	14:50:27.517	57.342	+0.119	20.265	18.152	18.925
9	14:51:23.961	57.657	+0.328	20.376	18.098	19.183	9	14:51:25.967	58.450	+1.227	20.307	19.219	18.924
10	14:52:21.774	57.813	+0.484	20.470	18.390	18.953	10	14:52:23.190	57.223		20.219	18.145	18.859
11	14:53:19.620	57.846	+0.517	20.823	18.131	18.892	11	14:53:20.870	57.680	+0.457	20.508	18.221	18.951
12	14:54:17.015	57.395	+0.066	20.455	18.073	18.867	12	14:54:18.408	57.538	+0.315	20.268	18.376	18.894
13	14:55:14.695	57.680	+0.351	20.421	18.272	18.987	13	14:55:15.772	57.364	+0.141	20.289	18.231	18.844
14	14:56:13.267	58.572	+1.243	20.445	19.110	19.017	14	14:56:13.632	57.860	+0.637	20.252	18.502	19.106
15	14:57:10.639	57.372	+0.043	20.339	18.154	18.879	15	14:57:11.183	57.551	+0.328	20.272	18.382	18.897
16	14:58:08.636	57.997	+0.668	20.346	18.682	18.969	16	14:58:09.773	58.590	+1.367	20.374	18.441	19.775
<b>(212) Glen VAN DROOGENBROEK</b>							<b>(212) Glen VAN DROOGENBROEK</b>						
							1	14:43:40.712	1:05.076	+7.710	22.895	20.711	21.470
							2	14:44:39.573	58.861	+1.495	20.813	18.159	19.889
							3	14:45:37.577	58.004	+0.638	20.567	18.185	19.252
							4	14:46:36.126	58.549	+1.183	20.532	19.057	18.960
							5	14:47:33.975	57.849	+0.483	20.485	18.465	18.899
							6	14:48:31.953	57.978	+0.612	20.742	18.166	19.070
							7	14:49:30.806	58.853	+1.487	21.004	18.892	18.957
							8	14:50:28.172	57.366		20.557	17.962	18.847
							9	14:51:26.165	57.993	+0.627	20.459	18.556	18.978
							10	14:52:24.227	58.062	+0.696	20.354		

Timekeeping Ingrid and Meik Wagner:

Clerk of the course Nigel Edwards:

www.mylaps.com

Steward (Chairman) Ian Watson:

Chief Scrutineer Paul Klaassen:

Licensed to: Motorsport Events



# Rotax Euro Challenge 2013 PF Int. / GBR

Rotax Seniors

PF International / England 1,382 Km

Final

2013-07-21 14:30

Race (16 Laps) started at 14:42:35

Lap	Time of Day	Lap Tm	Diff	S1 Tm	S2 Tm	S3 Tm	Lap	Time of Day	Lap Tm	Diff	S1 Tm	S2 Tm	S3 Tm
11	14:53:22.056	57.829	+0.463	20.774	18.083	18.972	5	14:47:39.438	58.296	+0.642	20.666	18.685	18.945
12	14:54:19.498	57.442	+0.076	20.601	<b>17.930</b>	18.911	6	14:48:37.649	58.211	+0.557	20.944	18.318	18.949
13	14:55:17.041	57.543	+0.177	20.557	18.034	18.952	7	14:49:35.483	57.834	+0.180	20.657	18.285	18.892
14	14:56:14.414	57.373	+0.007	20.470	17.962	18.941	8	14:50:33.215	57.732	+0.078	20.606	18.268	<b>18.858</b>
15	14:57:11.978	57.564	+0.198	20.461	18.172	18.931	9	14:51:30.914	57.699	+0.045	20.588	<b>18.179</b>	18.932
16	14:58:09.931	57.953	+0.587	20.416	18.471	19.066	10	14:52:28.571	57.657	+0.003	20.542	18.214	18.901
<b>(309) Zachary DE MELO</b>							11	14:53:26.225	<b>57.654</b>		20.577	18.202	18.875
1	14:43:40.956	1:04.884	+7.683	24.326	20.608	19.950	12	14:54:23.915	57.690	+0.036	20.566	18.233	18.891
2	14:44:39.869	58.913	+1.712	21.590	18.390	18.933	13	14:55:21.731	57.816	+0.162	<b>20.528</b>	18.349	18.939
3	14:45:38.273	58.404	+1.203	20.414	18.207	19.783	14	14:56:19.420	57.689	+0.035	20.544	18.251	18.894
4	14:46:36.780	58.507	+1.306	20.578	18.790	19.139	15	14:57:17.179	57.759	+0.105	20.581	18.230	18.948
5	14:47:34.098	57.318	+0.117	20.529	<b>18.024</b>	18.765	16	14:58:15.024	57.845	+0.191	20.558	18.290	18.997
6	14:48:32.101	58.003	+0.802	20.521	18.402	19.080	<b>(236) Jack WEPRIN</b>						
7	14:49:29.944	57.843	+0.642	20.788	18.247	18.808	1	14:43:40.783	1:04.112	+6.825	24.268	19.682	20.162
8	14:50:27.765	57.821	+0.620	20.424	18.622	18.775	2	14:44:41.877	1:01.094	+3.807	22.025	19.745	19.324
9	14:51:25.546	57.781	+0.580	20.385	18.521	18.875	3	14:45:40.757	58.880	+1.593	20.682	19.176	19.022
10	14:52:24.782	59.236	+2.035	20.403	19.492	19.341	4	14:46:38.227	57.470	+0.183	20.529	18.043	18.898
11	14:53:23.046	58.264	+1.063	20.777	18.383	19.104	5	14:47:45.715	1:07.488	+10.201	20.449	27.762	19.277
12	14:54:20.468	57.422	+0.221	20.483	18.088	18.851	6	14:48:43.157	57.442	+0.155	20.528	18.023	18.891
13	14:55:17.800	57.332	+0.131	20.434	18.103	18.795	7	14:49:40.523	57.366	+0.079	20.477	18.023	<b>18.866</b>
14	14:56:15.277	57.477	+0.276	20.445	18.084	18.948	8	14:50:37.892	57.369	+0.082	20.533	<b>17.890</b>	18.946
15	14:57:12.478	<b>57.201</b>		20.345	18.114	<b>18.742</b>	9	14:51:35.250	57.358	+0.071	20.426	17.992	18.940
16	14:58:10.096	57.618	+0.417	<b>20.285</b>	18.457	18.876	10	14:52:32.820	57.570	+0.283	20.413	18.157	19.000
<b>(279) Luke VARLEY</b>							11	14:53:31.358	58.538	+1.251	20.497	19.074	18.967
1	14:43:41.727	1:06.118	+8.956	25.644	20.267	20.207	12	14:54:28.736	57.378	+0.091	20.426	18.077	18.875
2	14:44:41.058	59.331	+2.169	21.292	19.074	18.965	13	14:55:26.561	57.825	+0.538	20.501	18.303	19.021
3	14:45:38.679	57.621	+0.459	20.407	18.315	18.899	14	14:56:23.939	57.378	+0.091	20.401	17.991	18.986
4	14:46:36.982	58.303	+1.141	20.762	18.295	19.246	15	14:57:21.226	<b>57.287</b>		<b>20.398</b>	17.966	18.923
5	14:47:35.980	58.998	+1.836	21.269	18.894	18.835	16	14:58:19.850	58.624	+1.337	20.616	18.956	19.052
6	14:48:33.173	57.193	+0.031	20.436	<b>17.913</b>	18.844	<b>(207) Bas DE LAAT</b>						
7	14:49:30.477	57.304	+0.142	20.377	18.134	<b>18.793</b>	1	14:43:45.119	1:08.825	+11.583	24.038	25.405	19.382
8	14:50:27.660	57.183	+0.021	20.363	18.008	18.812	2	14:44:42.805	57.686	+0.444	20.649	18.099	18.938
9	14:51:25.411	57.751	+0.589	20.420	18.484	18.847	3	14:45:47.136	1:04.331	+7.089	21.112	19.136	24.083
10	14:52:22.885	57.474	+0.312	20.624	17.995	18.855	4	14:46:44.687	57.551	+0.309	20.640	18.032	18.879
11	14:53:20.518	57.633	+0.471	20.678	17.999	18.956	5	14:47:42.175	57.488	+0.246	20.502	18.117	<b>18.869</b>
12	14:54:18.278	57.760	+0.598	20.373	18.452	18.935	6	14:48:39.417	<b>57.242</b>		<b>20.367</b>	<b>18.001</b>	18.874
13	14:55:15.440	<b>57.162</b>		<b>20.325</b>	17.982	18.855	7	14:49:37.853	58.436	+1.194	20.428	18.426	19.582
14	14:56:13.465	58.025	+0.863	20.492	18.461	19.072	8	14:50:35.311	57.458	+0.216	20.428	18.029	19.001
15	14:57:11.906	58.441	+1.279	20.393	19.077	18.971	9	14:51:33.973	58.662	+1.420	20.588	19.021	19.053
16	14:58:10.743	58.837	+1.675	20.423	19.200	19.214	10	14:52:32.296	58.323	+1.081	20.427	19.010	18.886
<b>(228) Eugene DENYSSEN</b>							11	14:53:30.217	57.921	+0.679	20.707	18.322	18.892
1	14:43:38.230	1:02.299	+4.960	23.481	19.565	19.253	12	14:54:27.952	57.735	+0.493	20.597	18.176	18.962
2	14:44:36.359	58.129	+0.790	20.554	18.337	19.238	13	14:55:25.701	57.749	+0.507	20.697	18.068	18.984
3	14:45:37.926	1:01.567	+4.228	20.702	20.865	20.000	14	14:56:23.413	57.712	+0.470	20.626	18.075	19.011
4	14:46:37.426	59.500	+2.161	21.681	18.690	19.129	15	14:57:21.067	57.654	+0.412	20.656	18.022	18.976
5	14:47:36.248	58.822	+1.483	20.693	19.162	18.967	16	14:58:20.121	59.054	+1.812	20.680	19.349	19.025
6	14:48:33.746	57.498	+0.159	20.404	18.138	18.956	<b>(218) Antoine BARTHON</b>						
7	14:49:31.211	57.465	+0.126	20.375	18.127	18.963	1	14:43:44.934	1:09.170	+11.605	30.994	18.734	19.442
8	14:50:28.550	<b>57.339</b>		20.365	18.094	<b>18.880</b>	2	14:44:43.353	58.419	+0.854	20.897	18.363	19.159
9	14:51:26.454	57.904	+0.565	<b>20.361</b>	18.477	19.066	3	14:45:46.024	1:02.671	+5.106	20.752	19.108	22.811
10	14:52:24.693	58.239	+0.900	20.406	18.662	19.171	4	14:46:44.051	58.027	+0.462	20.698	18.187	19.142
11	14:53:23.794	59.101	+1.762	21.308	18.194	19.599	5	14:47:41.963	57.912	+0.347	20.518	18.368	19.026
12	14:54:21.508	57.714	+0.375	20.555	<b>18.079</b>	19.080	6	14:48:39.959	57.996	+0.431	20.454	18.345	19.197
13	14:55:19.283	57.775	+0.436	20.483	18.140	19.152	7	14:49:38.071	58.112	+0.547	20.584	18.081	19.447
14	14:56:17.162	57.879	+0.540	20.523	18.255	19.101	8	14:50:35.683	57.612	+0.047	20.516	18.074	19.022
15	14:57:14.770	57.608	+0.269	20.458	18.103	19.047	9	14:51:33.778	58.095	+0.530	20.478	18.624	<b>18.993</b>
16	14:58:12.910	58.140	+0.801	20.547	18.388	19.205	10	14:52:32.150	58.372	+0.807	20.532	18.826	19.014
<b>(239) Niklas TIIHONEN</b>							11	14:53:30.080	57.930	+0.365	20.674	18.161	19.095
1	14:43:42.242	1:05.383	+7.729	24.910	20.949	19.524	12	14:54:28.282	58.202	+0.637	20.975	18.121	19.106
2	14:44:42.541	1:00.299	+2.645	21.558	19.528	19.213	13	14:55:26.019	57.737	+0.172	20.558	<b>18.063</b>	19.116
3	14:45:42.667	1:00.126	+2.472	21.002	19.367	19.757	14	14:56:24.243	58.224	+0.659	20.561	18.216	19.447
4	14:46:41.142	58.475	+0.821	20.692	18.822	18.961	15	14:57:21.808	<b>57.565</b>		<b>20.421</b>	18.116	19.028
							16	14:58:20.437	58.629	+1.064	20.491	18.907	19.231



Rotax Euro Challenge 2013 PF Int. / GBR

Rotax Seniors


PF International / England 1,382 Km

Final

2013-07-21 14:30

Race (16 Laps) started at 14:42:35

Lap	Time of Day	Lap Tm	Diff	S1 Tm	S2 Tm	S3 Tm	Lap	Time of Day	Lap Tm	Diff	S1 Tm	S2 Tm	S3 Tm		
<b>(255) Ludvig MORIN</b>							11	14:53:14.694	57.315	+0.442	20.373	17.974	18.968		
1	14:43:41.878	1:04.524	+6.689	23.775	19.724	21.025	12	14:54:12.203	57.509	+0.636	20.526	18.077	18.906		
2	14:44:41.802	59.924	+2.089	21.641	18.898	19.385	13	14:55:10.067	57.864	+0.991	20.523	18.424	18.917		
3	14:45:42.317	1:00.515	+2.680	20.681	20.077	19.757	14	14:56:07.642	57.575	+0.702	20.435	18.040	19.100		
4	14:46:40.955	58.638	+0.803	20.744	18.547	19.347	15	14:57:05.801	58.159	+1.286	21.252	18.069	18.838		
5	14:47:39.377	58.422	+0.587	20.579	18.591	19.252	16	14:58:29.135	1:23.334	+26.461	20.387	41.833	21.114		
6	14:48:38.425	59.048	+1.213	21.323	18.440	19.285	<b>(315) John STEWART</b>								
7	14:49:36.966	58.541	+0.706	21.014	18.358	19.169	1	14:43:36.604	1:00.756	+3.710	22.457	19.196	19.103		
8	14:50:34.801	<b>57.835</b>		20.638	18.054	19.143	2	14:44:35.170	58.566	+1.520	20.436	18.990	19.140		
9	14:51:33.258	58.457	+0.622	20.771	18.396	19.290	3	14:45:33.378	58.208	+1.162	20.529	18.626	19.053		
10	14:52:31.999	58.741	+0.906	20.578	19.147	<b>19.016</b>	4	14:46:31.168	57.790	+0.744	20.383	18.449	18.958		
11	14:53:30.673	58.674	+0.839	20.714	18.841	19.119	5	14:47:29.672	58.504	+1.458	20.985	18.655	18.864		
12	14:54:28.667	57.994	+0.159	20.576	18.196	19.222	6	14:48:26.719	57.047	+0.001	20.297	17.956	<b>18.794</b>		
13	14:55:26.502	<b>57.835</b>		<b>20.490</b>	18.183	19.162	7	14:49:24.808	58.089	+1.043	21.045	18.214	18.830		
14	14:56:24.928	58.426	+0.591	21.350	<b>18.044</b>	19.032	8	14:50:22.286	57.478	+0.432	<b>20.230</b>	18.159	19.089		
15	14:57:23.537	58.609	+0.774	20.986	18.500	19.123	9	14:51:19.332	<b>57.046</b>		20.396	<b>17.856</b>	18.794		
16	14:58:21.724	58.187	+0.352	20.719	18.221	19.247	10	14:52:17.048	57.716	+0.670	20.293	18.304	19.119		
							11	14:53:14.570	57.522	+0.476	20.524	18.038	18.960		
							12	14:54:12.445	57.875	+0.829	20.650	18.233	18.992		
							13	14:55:10.284	57.839	+0.793	20.344	18.522	18.973		
							14	14:56:07.745	57.461	+0.415	20.387	17.993	19.081		
							15	14:57:05.666	57.921	+0.875	20.685	18.276	18.960		
<b>(237) Sten Dorian PIIRIMAGI</b>							<b>(316) Joshua COLLINGS</b>								
1	14:43:42.141	1:05.077	+7.696	25.190	20.058	19.829	1	14:43:39.134	1:02.005	+4.946	23.601	18.984	19.420		
2	14:44:42.439	1:00.298	+2.917	21.318	19.685	19.295	2	14:44:37.312	58.178	+1.119	20.474	18.247	19.457		
3	14:45:42.442	1:00.003	+2.622	21.007	19.307	19.689	3	14:45:36.502	59.190	+2.131	20.382	19.597	19.211		
4	14:46:41.018	58.576	+1.195	21.184	18.290	19.102	4	14:46:34.207	57.705	+0.646	20.465	18.295	18.945		
5	14:47:39.652	58.634	+1.253	21.023	18.617	18.994	5	14:47:32.157	57.950	+0.891	20.668	18.449	18.833		
6	14:48:38.498	58.846	+1.465	21.098	18.676	19.072	6	14:48:29.562	57.405	+0.346	20.423	18.223	18.759		
7	14:49:37.691	59.193	+1.812	20.721	18.944	19.528	7	14:49:26.621	<b>57.059</b>		20.332	<b>17.998</b>	<b>18.729</b>		
8	14:50:35.072	<b>57.381</b>		<b>20.407</b>	18.050	18.924	8	14:50:23.892	57.271	+0.212	20.311	18.185	18.775		
9	14:51:33.318	58.246	+0.865	20.737	18.507	19.002	9	14:51:21.543	57.651	+0.592	20.423	18.349	18.879		
10	14:52:31.794	58.476	+1.095	20.636	18.854	18.986	10	14:52:19.331	57.788	+0.729	20.381	18.457	18.950		
11	14:53:31.595	59.801	+2.420	21.447	19.337	19.017	11	14:53:16.712	57.381	+0.322	20.371	18.104	18.906		
12	14:54:29.363	57.768	+0.387	20.464	18.227	19.077	12	14:54:14.662	57.950	+0.891	20.413	18.537	19.000		
13	14:55:26.795	57.432	+0.051	20.418	18.064	18.950	13	14:55:12.099	57.437	+0.378	20.375	18.182	18.880		
14	14:56:24.994	58.199	+0.818	21.281	<b>18.037</b>	<b>18.881</b>	14	14:56:09.643	57.544	+0.485	20.374	18.325	18.845		
15	14:57:23.868	58.874	+1.493	20.755	19.141	18.978	15	14:57:07.227	57.584	+0.525	<b>20.306</b>	18.475	18.803		
16	14:58:21.896	58.028	+0.647	20.593	18.254	19.181	<b>(312) Luke KNOTT</b>								
							1	14:43:41.335	1:05.345	+8.283	23.886	19.424	22.035		
							2	14:44:40.339	59.004	+1.942	21.120	18.861	19.023		
							3	14:45:37.998	57.659	+0.597	20.340	18.181	19.138		
							4	14:46:35.772	57.774	+0.712	20.477	18.363	18.934		
							5	14:47:32.938	57.166	+0.104	20.331	18.028	<b>18.807</b>		
							6	14:48:30.947	58.009	+0.947	20.352	18.603	19.054		
							7	14:49:28.476	57.529	+0.467	20.525	18.023	18.981		
							8	14:50:25.538	<b>57.062</b>		20.282	<b>17.960</b>	18.820		
							9	14:51:24.471	58.933	+1.871	<b>20.275</b>	18.601	20.057		
							10	14:52:21.914	57.443	+0.381	20.400	18.061	18.982		
							11	14:53:20.367	58.453	+1.391	20.967	18.502	18.984		
							12	14:54:18.025	57.658	+0.596	20.343	18.447	18.868		
<b>(208) Jiri FORMAN</b>							<b>(314) Max AITKEN</b>								
1	14:43:41.982	1:05.315	+7.495	25.325	20.204	19.786	1	14:43:38.787	1:02.357	+5.190	23.640	19.483	19.234		
2	14:44:42.051	1:00.069	+2.249	21.145	19.557	19.367	2	14:44:36.980	58.193	+1.026	20.950	18.250	18.993		
3	14:45:42.385	1:00.334	+2.514	21.271	19.339	19.724	3	14:45:38.418	1:01.438	+4.271	20.392	21.897	19.149		
4	14:46:41.487	59.102	+1.282	20.804	19.301	18.997	4	14:46:36.381	57.963	+0.796	20.490	18.499	18.974		
5	14:47:40.136	58.649	+0.829	20.788	18.716	19.145	5	14:47:33.629	57.248	+0.081	20.404	18.037	<b>18.807</b>		
6	14:48:38.643	58.507	+0.687	20.876	18.534	19.097	6	14:48:31.083	57.454	+0.287	20.343	18.037	19.074		
7	14:49:37.150	58.507	+0.687	20.988	18.277	19.242	7	14:49:28.615	57.532	+0.365	20.531	18.075	18.926		
8	14:50:34.970	<b>57.820</b>		20.705	<b>18.165</b>	18.950	8	14:50:25.782	<b>57.167</b>		20.339	<b>17.910</b>	18.918		
9	14:51:33.578	58.608	+0.788	20.783	18.862	18.963	9	14:51:24.104	58.322	+1.155	<b>20.291</b>	18.263	19.768		
10	14:52:33.031	59.453	+1.633	20.698	19.449	19.306	10	14:52:22.329	58.225	+1.058	20.442	18.786	18.997		
11	14:53:31.208	58.177	+0.357	20.715	18.488	18.974	<b>(234) Charlie EASTWOOD</b>								
12	14:54:29.131	57.923	+0.103	<b>20.524</b>	18.448	18.951	1	14:43:35.777	1:00.377	+3.504	22.489	18.600	19.288		
13	14:55:27.207	58.076	+0.256	20.856	18.300	<b>18.920</b>	2	14:44:34.396	58.619	+1.746	20.989	18.262	19.368		
14	14:56:25.437	58.230	+0.410	20.992	18.262	18.976	3	14:45:32.517	58.121	+1.248	20.433	18.738	18.950		
15	14:57:23.669	58.232	+0.412	20.744	18.453	19.035	4	14:46:31.297	58.780	+1.907	21.289	18.526	18.965		
16	14:58:22.036	58.367	+0.547	20.984	18.303	19.080	5	14:47:29.527	58.230	+1.357	20.923	18.373	18.934		
							6	14:48:26.400	<b>56.873</b>		<b>20.235</b>	<b>17.938</b>	<b>18.700</b>		
							7	14:49:23.616	57.216	+0.343	20.305	17.986	18.925		
							8	14:50:21.364	57.748	+0.875	20.644	18.284	18.820		
							9	14:51:18.413	57.049	+0.176	20.238	18.013	18.798		
							10	14:52:17.379	58.966	+2.093	20.700	19.084	19.182		

Timekeeping Ingrid and Meik Wagner:  Clerk of the course Nigel Edwards: [www.mylaps.com](http://www.mylaps.com)

Steward (Chairman) Ian Watson: Chief Scrutineer Paul Klaassen: Licensed to: Motorsport Events

Printed: 2013-07-21 15:04:21 posted at: h Page 4/5



# Rotax Euro Challenge 2013 PF Int. / GBR

Rotax Seniors

PF International / England 1,382 Km

Final

2013-07-21 14:30

Race (16 Laps) started at 14:42:35

Lap	Time of Day	Lap Tm	Diff	S1 Tm	S2 Tm	S3 Tm	Lap	Time of Day	Lap Tm	Diff	S1 Tm	S2 Tm	S3 Tm
11	14:53:20.256	57.927	+0.760	20.653	18.205	19.069							
12	14:54:18.641	58.385	+1.218	20.308	19.154	18.923							

(222) Harry WEBB

1	14:43:34.846	59.560	+2.293	21.174	19.123	19.263
2	14:44:33.889	59.043	+1.776	21.536	18.318	19.189
3	14:45:32.725	58.836	+1.569	20.832	19.176	18.828
4	14:46:30.094	57.369	+0.102	20.562	<b>17.971</b>	18.836
5	14:47:27.844	57.750	+0.483	<b>20.301</b>	18.432	19.017
6	14:48:25.309	57.465	+0.198	20.312	18.205	18.948
7	14:49:23.179	57.870	+0.603	20.523	18.462	18.885
8	14:50:20.820	57.641	+0.374	20.818	17.977	18.846
9	14:51:18.087	<b>57.267</b>		20.466	17.989	<b>18.812</b>
10	14:52:20.556	1:02.469	+5.202	20.657	18.684	23.128
11	14:53:25.419	1:04.863	+7.596	23.162	20.171	21.530

(264) Jules COUSIN

1	14:43:41.650	1:04.693	+6.755	24.733	20.019	19.941
2	14:44:42.290	1:00.640	+2.702	21.273	20.051	19.316
3	14:45:44.791	1:02.501	+4.563	21.832	19.821	20.848
4	14:46:43.010	58.219	+0.281	20.805	18.314	19.100
5	14:47:41.158	58.148	+0.210	20.582	18.660	<b>18.906</b>
6	14:48:39.096	<b>57.938</b>		<b>20.509</b>	<b>18.108</b>	19.321
7	14:49:39.943	1:00.847	+2.909	20.679	20.583	19.585
8	14:50:40.687	1:00.744	+2.806	21.513	18.949	20.282

(244) Alfredo ZABALZA

1	14:43:39.808	1:02.857	+4.928	23.666	19.442	19.749
2	14:44:37.737	<b>57.929</b>		20.578	<b>18.182</b>	19.169
3	14:45:36.757	59.020	+1.091	<b>20.478</b>	19.323	19.219
4	14:46:36.711	59.954	+2.025	20.651	20.156	<b>19.147</b>

(221) Jan JONCK

1	14:43:42.251	1:06.346	+8.832	28.313	18.620	19.413
2	14:44:42.128	59.877	+2.363	21.374	19.196	19.307
3	14:45:41.433	59.305	+1.791	20.977	19.186	19.142
4	14:46:38.947	<b>57.514</b>		20.505	<b>18.042</b>	<b>18.967</b>