



# Schweizer Kart Meisterschaft 2013

X30 Challenge

Biesheim 0,742 Km

Training gerade Nr

2013-04-21 08:20

Training gestartet um 8:28:08

Pos.	Nr.	Name	Fabrikat	Bewerber	Rnd.	Beste Zeit	Diff.	In Rd.	km/h
1	46	Ramona Jetzer	Tony Kart/lame X30	-	14	32.124		12	83,153
2	50	Franco Citino	Praga/lame X30	Berner Kart Racing Klub	18	32.164	0.040	11	83,049
3	28	Yannic Perren	Mad/lame X30	Kart Club Thun Oberland	18	32.170	0.046	16	83,034
4	88	Marylin Niederhauser	Tony Kart/lame X30	Berner Kart Racing Club	18	32.249	0.125	12	82,830
5	22	Samuel Sätteli	Tony Kart/lame X30	-	8	32.345	0.221	8	82,585
6	6	Louis Moser	Birel/lame X30	Spirit Racing	16	32.393	0.269	16	82,462
7	30	Biagio Mancina	PCR/lame X30	Scuderia PCR	18	32.473	0.349	17	82,259
8	42	Markus Engeli	-/lame X30	-	11	33.054	0.930	11	80,813
9	64	Flavio Kempf	Tony Kart/lame X30	-	7	34.440	2.316	7	77,561



# Schweizer Kart Meisterschaft 2013

X30 Challenge

Biesheim 0,742 Km

Training gerade Nr

2013-04-21 08:20

Training gestartet um 8:28:08

Runde	Rundenzeit	Diff.	Tageszeit
<b>(46) Ramona Jetzer</b>			
1	39.012	+6.888	8:29:12.899
2	35.030	+2.906	8:29:47.929
3	33.396	+1.272	8:30:21.325
4	32.795	+0.671	8:30:54.120
5	32.837	+0.713	8:31:26.957
6	32.519	+0.395	8:31:59.476
7	1:47.423	+1:15.299	8:33:46.899
8	32.938	+0.814	8:34:19.837
9	32.529	+0.405	8:34:52.366
10	32.295	+0.171	8:35:24.661
11	32.183	+0.059	8:35:56.844
12	<b>32.124</b>		8:36:28.968
13	32.185	+0.061	8:37:01.153
14	32.133	+0.009	8:37:33.286

Runde	Rundenzeit	Diff.	Tageszeit
<b>(50) Franco Citino</b>			
1	39.517	+7.353	8:29:08.902
2	35.342	+3.178	8:29:44.244
3	33.638	+1.474	8:30:17.882
4	33.368	+1.204	8:30:51.250
5	32.826	+0.662	8:31:24.076
6	32.770	+0.606	8:31:56.846
7	32.507	+0.343	8:32:29.353
8	32.778	+0.614	8:33:02.131
9	32.343	+0.179	8:33:34.474
10	32.166	+0.002	8:34:06.640
11	<b>32.164</b>		8:34:38.804
12	32.225	+0.061	8:35:11.029
13	32.276	+0.112	8:35:43.305
14	32.275	+0.111	8:36:15.580
15	32.292	+0.128	8:36:47.872
16	32.286	+0.122	8:37:20.158
17	32.192	+0.028	8:37:52.350
18	32.208	+0.044	8:38:24.558

Runde	Rundenzeit	Diff.	Tageszeit
<b>(28) Yannic Perren</b>			
1	37.873	+5.703	8:29:06.136
2	34.859	+2.689	8:29:40.995
3	33.567	+1.397	8:30:14.562
4	33.116	+0.946	8:30:47.678
5	33.013	+0.843	8:31:20.691
6	32.907	+0.737	8:31:53.598
7	32.964	+0.794	8:32:26.562
8	32.751	+0.581	8:32:59.313
9	33.264	+1.094	8:33:32.577
10	32.570	+0.400	8:34:05.147
11	32.515	+0.345	8:34:37.662
12	32.616	+0.446	8:35:10.278
13	32.702	+0.532	8:35:42.980
14	32.470	+0.300	8:36:15.450
15	32.849	+0.679	8:36:48.299
16	<b>32.170</b>		8:37:20.469
17	32.468	+0.298	8:37:52.937
18	32.559	+0.389	8:38:25.496

Runde	Rundenzeit	Diff.	Tageszeit
<b>(88) Marylin Niederhauser</b>			
1	37.925	+5.676	8:29:07.348
2	34.186	+1.937	8:29:41.534
3	33.304	+1.055	8:30:14.838
4	33.291	+1.042	8:30:48.129
5	32.890	+0.641	8:31:21.019
6	32.999	+0.750	8:31:54.018
7	32.927	+0.678	8:32:26.945
8	32.653	+0.404	8:32:59.598

Runde	Rundenzeit	Diff.	Tageszeit
9	32.682	+0.433	8:33:32.280
10	32.485	+0.236	8:34:04.765
11	32.495	+0.246	8:34:37.260
12	<b>32.249</b>		8:35:09.509
13	32.310	+0.061	8:35:41.819
14	32.557	+0.308	8:36:14.376
15	32.517	+0.268	8:36:46.893
16	32.448	+0.199	8:37:19.341
17	32.489	+0.240	8:37:51.830
18	32.277	+0.028	8:38:24.107

Runde	Rundenzeit	Diff.	Tageszeit
<b>(22) Samuel Sätteli</b>			
1	37.279	+4.934	8:29:10.897
2	34.248	+1.903	8:29:45.145
3	33.032	+0.687	8:30:18.177
4	49.320	+16.975	8:31:07.497
5	32.895	+0.550	8:31:40.392
6	32.946	+0.601	8:32:13.338
7	32.525	+0.180	8:32:45.863
8	<b>32.345</b>		8:33:18.208

Runde	Rundenzeit	Diff.	Tageszeit
<b>(6) Louis Moser</b>			
1	1:21.420	+49.027	8:29:51.548
2	38.119	+5.726	8:30:29.667
3	35.507	+3.114	8:31:05.174
4	40.206	+7.813	8:31:45.380
5	34.127	+1.734	8:32:19.507
6	33.826	+1.433	8:32:53.333
7	33.186	+0.793	8:33:26.519
8	33.188	+0.795	8:33:59.707
9	33.030	+0.637	8:34:32.737
10	32.848	+0.455	8:35:05.585
11	33.001	+0.608	8:35:38.586
12	32.737	+0.344	8:36:11.323
13	32.754	+0.361	8:36:44.077
14	32.631	+0.238	8:37:16.708
15	32.571	+0.178	8:37:49.279
16	<b>32.393</b>		8:38:21.672

Runde	Rundenzeit	Diff.	Tageszeit
<b>(30) Biagio Mancina</b>			
1	36.845	+4.372	8:29:06.553
2	33.842	+1.369	8:29:40.395
3	33.203	+0.730	8:30:13.598
4	32.925	+0.452	8:30:46.523
5	32.770	+0.297	8:31:19.293
6	33.013	+0.540	8:31:52.306
7	32.830	+0.357	8:32:25.136
8	32.741	+0.268	8:32:57.877
9	32.730	+0.257	8:33:30.607
10	32.761	+0.288	8:34:03.368
11	32.788	+0.315	8:34:36.156
12	32.598	+0.125	8:35:08.754
13	32.731	+0.258	8:35:41.485
14	33.104	+0.631	8:36:14.589
15	32.672	+0.199	8:36:47.261
16	32.534	+0.061	8:37:19.795
17	<b>32.473</b>		8:37:52.268
18	32.787	+0.314	8:38:25.055

Runde	Rundenzeit	Diff.	Tageszeit
<b>(42) Markus Engeli</b>			
1	38.547	+5.493	8:29:10.180
2	35.429	+2.375	8:29:45.609
3	34.104	+1.050	8:30:19.713
4	33.957	+0.903	8:30:53.670
5	33.891	+0.837	8:31:27.561
6	33.345	+0.291	8:32:00.906



# Schweizer Kart Meisterschaft 2013

X30 Challenge

Biesheim 0,742 Km

Training ungerade Nr

2013-04-21 08:30

Training gestartet um 8:39:19

Pos.	Nr.	Name	Fabrikat	Bewerber	Rnd.	Beste Zeit	Diff.	In Rd.	km/h
1	39	Pascal Von Allmen	Sodi Futura S2/lame X30	Berner Kart Racing Klub	13	31.746		13	84,143
2	1	Max Altenheimer	Mach1/lame X30	Kartteam Meier	16	31.750	0.004	8	84,132
3	17	Vincenzo Alvaro	Swiss Hutless/lame X30	Swiss Hutless Karts	17	31.868	0.122	11	83,821
4	35	Yannick Klaey	Birel/lame X30	Spirit Racing	17	31.895	0.149	16	83,750
5	9	Raphael Wohlwend	Tony Kart/lame X30	Lugano Kart Team	17	31.941	0.195	10	83,629
6	3	Nico Brügger	PCR/lame X30	Scuderia PCR Swiss	14	31.954	0.208	11	83,595
7	21	Patrick Näscher	Tony Kart/lame X30	Kart Club Lichtenstein	15	32.034	0.288	12	83,386
8	55	Mathias Rügsegger	MAD/lame X30	Kart Klub Thun Oberland	17	32.120	0.374	16	83,163
9	69	Alberto Aran	Swiss Hutless/lame X30	Speed Racing	15	32.183	0.437	15	83,000
10	91	Alessandro Felber	Tony Kart/lame X30	Kart Club Thun Oberland	17	32.204	0.458	15	82,946
11	99	Michel Biffiger	Birel/lame X30	Spirit Racing	16	32.371	0.625	16	82,518
12	5	Fabienne Wohlwend	Zanardi/lame X30	Lugano Kart Team	15	32.525	0.779	15	82,128
13	7	Fabian Hochstrasser	Birel/lame X30	Max Busslinger Motorsport	17	32.646	0.900	13	81,823
14	31	Dominik Siegenthaler	PCR/lame X30	-	16	32.704	0.958	13	81,678
15	11	Loris Zoia	PCR/lame X30	Scuderia PCR Swiss	8	32.921	1.175	7	81,140
16	33	Yannic Walther	Exprit/lame X30	-	15	33.179	1.433	12	80,509



lista office



# Schweizer Kart Meisterschaft 2013

X30 Challenge

Biesheim 0,742 Km

Training ungerade Nr

2013-04-21 08:30

Training gestartet um 8:39:19

Runde	Rundenzeit	Diff.	Tageszeit
<b>(39) Pascal Von Allmen</b>			
1	44.423	+12.677	8:40:18.097
2	37.690	+5.944	8:40:55.787
3	36.019	+4.273	8:41:31.806
4	36.987	+5.241	8:42:08.793
5	34.118	+2.372	8:42:42.911
6	32.319	+0.573	8:43:15.230
7	32.550	+0.804	8:43:47.780
8	32.392	+0.646	8:44:20.172
9	31.972	+0.226	8:44:52.144
10	31.789	+0.043	8:45:23.933
11	31.760	+0.014	8:45:55.693
12	31.819	+0.073	8:46:27.512
13	<b>31.746</b>		8:46:59.258

Runde	Rundenzeit	Diff.	Tageszeit
<b>(1) Max Altenheimer</b>			
1	36.300	+4.550	8:40:04.957
2	33.817	+2.067	8:40:38.774
3	32.739	+0.989	8:41:11.513
4	32.793	+1.043	8:41:44.306
5	32.092	+0.342	8:42:16.398
6	31.889	+0.139	8:42:48.287
7	31.954	+0.204	8:43:20.241
8	<b>31.750</b>		8:43:51.991
9	32.891	+1.141	8:44:24.882
10	33.050	+1.300	8:44:57.932
11	32.229	+0.479	8:45:30.161
12	32.830	+1.080	8:46:02.991
13	45.321	+13.571	8:46:48.312
14	41.471	+9.721	8:47:29.783
15	34.626	+2.876	8:48:04.409
16	32.857	+1.107	8:48:37.266

Runde	Rundenzeit	Diff.	Tageszeit
<b>(17) Vincenzo Alvaro</b>			
1	38.487	+6.619	8:40:07.809
2	34.440	+2.572	8:40:42.249
3	33.113	+1.245	8:41:15.362
4	32.704	+0.836	8:41:48.066
5	32.555	+0.687	8:42:20.621
6	32.438	+0.570	8:42:53.059
7	32.362	+0.494	8:43:25.421
8	32.079	+0.211	8:43:57.500
9	32.327	+0.459	8:44:29.827
10	32.093	+0.225	8:45:01.920
11	<b>31.868</b>		8:45:33.788
12	32.080	+0.212	8:46:05.868
13	32.075	+0.207	8:46:37.943
14	31.870	+0.002	8:47:09.813
15	31.922	+0.054	8:47:41.735
16	32.172	+0.304	8:48:13.907
17	31.987	+0.119	8:48:45.894

Runde	Rundenzeit	Diff.	Tageszeit
<b>(35) Yannick Klaey</b>			
1	37.160	+5.265	8:40:11.123
2	34.147	+2.252	8:40:45.270
3	33.132	+1.237	8:41:18.402
4	33.008	+1.113	8:41:51.410
5	32.597	+0.702	8:42:24.007
6	32.251	+0.356	8:42:56.258
7	32.236	+0.341	8:43:28.494
8	32.118	+0.223	8:44:00.612
9	32.099	+0.204	8:44:32.711
10	32.502	+0.607	8:45:05.213
11	32.055	+0.160	8:45:37.268
12	32.190	+0.295	8:46:09.458

Runde	Rundenzeit	Diff.	Tageszeit
13	32.297	+0.402	8:46:41.755
14	32.081	+0.186	8:47:13.836
15	33.319	+1.424	8:47:47.155
16	<b>31.895</b>		8:48:19.050
17	31.976	+0.081	8:48:51.026

Runde	Rundenzeit	Diff.	Tageszeit
<b>(9) Raphael Wohlwend</b>			
1	37.788	+5.847	8:40:10.160
2	35.475	+3.534	8:40:45.635
3	33.007	+1.066	8:41:18.642
4	33.162	+1.221	8:41:51.804
5	32.537	+0.596	8:42:24.341
6	32.355	+0.414	8:42:56.696
7	32.216	+0.275	8:43:28.912
8	31.964	+0.023	8:44:00.876
9	32.077	+0.136	8:44:32.953
10	<b>31.941</b>		8:45:04.894
11	32.066	+0.125	8:45:36.960
12	32.308	+0.367	8:46:09.268
13	32.212	+0.271	8:46:41.480
14	32.232	+0.291	8:47:13.712
15	32.072	+0.131	8:47:45.784
16	32.110	+0.169	8:48:17.894
17	32.144	+0.203	8:48:50.038

Runde	Rundenzeit	Diff.	Tageszeit
<b>(3) Nico Brügger</b>			
1	38.795	+6.841	8:40:13.839
2	34.892	+2.938	8:40:48.731
3	33.300	+1.346	8:41:22.031
4	33.021	+1.067	8:41:55.052
5	32.961	+1.007	8:42:28.013
6	32.205	+0.251	8:43:00.218
7	32.141	+0.187	8:43:32.359
8	32.525	+0.571	8:44:04.884
9	32.117	+0.163	8:44:37.001
10	32.735	+0.781	8:45:09.736
11	<b>31.954</b>		8:45:41.690
12	32.019	+0.065	8:46:13.709
13	32.628	+0.674	8:46:46.337
14	32.000	+0.046	8:47:18.337

Runde	Rundenzeit	Diff.	Tageszeit
<b>(21) Patrick Näscher</b>			
1	38.380	+6.346	8:40:09.511
2	35.272	+3.238	8:40:44.783
3	33.406	+1.372	8:41:18.189
4	32.748	+0.714	8:41:50.937
5	33.196	+1.162	8:42:24.133
6	32.378	+0.344	8:42:56.511
7	35.673	+3.639	8:43:32.184
8	32.375	+0.341	8:44:04.559
9	32.253	+0.219	8:44:36.812
10	33.129	+1.095	8:45:09.941
11	32.142	+0.108	8:45:42.083
12	<b>32.034</b>		8:46:14.117
13	32.488	+0.454	8:46:46.605
14	32.101	+0.067	8:47:18.706
15	32.071	+0.037	8:47:50.777

Runde	Rundenzeit	Diff.	Tageszeit
<b>(55) Mathias Rügsegger</b>			
1	39.849	+7.729	8:40:12.736
2	35.528	+3.408	8:40:48.264
3	33.602	+1.482	8:41:21.866
4	33.086	+0.966	8:41:54.952
5	35.398	+3.278	8:42:30.350
6	33.530	+1.410	8:43:03.880
7	32.739	+0.619	8:43:36.619

Runde	Rundenzeit	Diff.	Tageszeit
8	33.223	+1.103	8:44:09.842
9	32.899	+0.779	8:44:42.741
10	32.506	+0.386	8:45:15.247
11	32.435	+0.315	8:45:47.682
12	32.319	+0.199	8:46:20.001
13	32.410	+0.290	8:46:52.411
14	32.368	+0.248	8:47:24.779
15	32.306	+0.186	8:47:57.085
16	<b>32.120</b>		8:48:29.205
17	32.379	+0.259	8:49:01.584

Runde	Rundenzeit	Diff.	Tageszeit
<b>(69) Alberto Aran</b>			
1	38.561	+6.378	8:40:23.610
2	34.918	+2.735	8:40:58.528
3	34.182	+1.999	8:41:32.710
4	33.705	+1.522	8:42:06.415
5	33.309	+1.126	8:42:39.724
6	32.849	+0.666	8:43:12.573
7	32.347	+0.164	8:43:44.920
8	1:14.482	+42.299	8:44:59.402
9	32.981	+0.798	8:45:32.383
10	32.475	+0.292	8:46:04.858
11	32.421	+0.238	8:46:37.279
12	32.338	+0.155	8:47:09.617
13	32.759	+0.576	8:47:42.376
14	32.542	+0.359	8:48:14.918
15	<b>32.183</b>		8:48:47.101

Runde	Rundenzeit	Diff.	Tageszeit
<b>(91) Alessandro Felber</b>			
1	36.545	+4.341	8:40:05.856
2	33.868	+1.664	8:40:39.724
3	32.773	+0.569	8:41:12.497
4	32.588	+0.384	8:41:45.085
5	32.534	+0.330	8:42:17.619
6	32.351	+0.147	8:42:49.970
7	32.712	+0.508	8:43:22.682
8	32.296	+0.092	8:43:54.978
9	32.251	+0.047	8:44:27.229
10	33.923	+1.719	8:45:01.152
11	32.323	+0.119	8:45:33.475
12	32.320	+0.116	8:46:05.795
13	32.507	+0.303	8:46:38.302
14	32.300	+0.096	8:47:10.602
15	<b>32.204</b>		8:47:42.806
16	32.266	+0.062	8:48:15.072
17	32.314	+0.110	8:48:47.386

Runde	Rundenzeit	Diff.	Tageszeit
<b>(99) Michel Biffiger</b>			
1	41.388	+9.017	8:40:16.384
2	35.218	+2.847	8:40:51.602
3	34.279	+1.908	8:41:25.881
4	33.598	+1.227	8:41:59.479
5	33.290	+0.919	8:42:32.769
6	33.108	+0.737	8:43:05.877
7	32.646	+0.275	8:43:38.523
8	32.588	+0.217	8:44:11.111
9	32.640	+0.269	8:44:43.751
10	32.486	+0.115	8:45:16.237
11	32.681	+0.310	8:45:48.918
12	34.376	+2.005	8:46:23.294
13	32.603	+0.232	8:46:55.897
14	32.749	+0.378	8:47:28.646
15	32.416	+0.045	8:48:01.062
16	<b>32.371</b>		8:48:33.433

Runde	Rundenzeit	Diff.	Tageszeit
<b>(5) Fabienne Wohlwend</b>			



# Schweizer Kart Meisterschaft 2013

X30 Challenge

Biesheim 0,742 Km

Training ungerade Nr

2013-04-21 08:30

Training gestartet um 8:39:19

Runde	Rundenzeit	Diff.	Tageszeit
1	40.338	+7.813	8:40:13.735
2	35.616	+3.091	8:40:49.351
3	34.311	+1.786	8:41:23.662
4	33.282	+0.757	8:41:56.944
5	33.570	+1.045	8:42:30.514
6	33.139	+0.614	8:43:03.653
7	32.731	+0.206	8:43:36.384
8	33.224	+0.699	8:44:09.608
9	32.824	+0.299	8:44:42.432
10	32.596	+0.071	8:45:15.028
11	1:19.164	+46.639	8:46:34.192
12	33.545	+1.020	8:47:07.737
13	32.817	+0.292	8:47:40.554
14	32.691	+0.166	8:48:13.245
15	<b>32.525</b>		8:48:45.770

Runde	Rundenzeit	Diff.	Tageszeit
3	34.682	+1.503	8:41:32.158
4	34.673	+1.494	8:42:06.831
5	33.968	+0.789	8:42:40.799
6	33.548	+0.369	8:43:14.347
7	33.331	+0.152	8:43:47.678
8	33.667	+0.488	8:44:21.345
9	33.479	+0.300	8:44:54.824
10	33.588	+0.409	8:45:28.412
11	33.250	+0.071	8:46:01.662
12	<b>33.179</b>		8:46:34.841
13	33.399	+0.220	8:47:08.240
14	33.217	+0.038	8:47:41.457
15	34.347	+1.168	8:48:15.804

Runde	Rundenzeit	Diff.	Tageszeit
-------	------------	-------	-----------

### (7) Fabian Hochstrasser

1	37.512	+4.866	8:40:09.666
2	34.690	+2.044	8:40:44.356
3	33.781	+1.135	8:41:18.137
4	34.061	+1.415	8:41:52.198
5	33.063	+0.417	8:42:25.261
6	33.050	+0.404	8:42:58.311
7	33.299	+0.653	8:43:31.610
8	33.768	+1.122	8:44:05.378
9	33.320	+0.674	8:44:38.698
10	32.788	+0.142	8:45:11.486
11	32.694	+0.048	8:45:44.180
12	32.772	+0.126	8:46:16.952
13	<b>32.646</b>		8:46:49.598
14	32.707	+0.061	8:47:22.305
15	32.684	+0.038	8:47:54.989
16	32.668	+0.022	8:48:27.657
17	32.709	+0.063	8:49:00.366

### (31) Dominik Siegenthaler

1	38.743	+6.039	8:40:13.247
2	35.389	+2.685	8:40:48.636
3	34.524	+1.820	8:41:23.160
4	33.459	+0.755	8:41:56.619
5	33.613	+0.909	8:42:30.232
6	33.149	+0.445	8:43:03.381
7	32.868	+0.164	8:43:36.249
8	33.830	+1.126	8:44:10.079
9	32.976	+0.272	8:44:43.055
10	32.741	+0.037	8:45:15.796
11	32.999	+0.295	8:45:48.795
12	32.838	+0.134	8:46:21.633
13	<b>32.704</b>		8:46:54.337
14	32.837	+0.133	8:47:27.174
15	33.013	+0.309	8:48:00.187
16	32.814	+0.110	8:48:33.001

### (11) Loris Zoia

1	38.237	+5.316	8:40:24.900
2	35.052	+2.131	8:40:59.952
3	33.731	+0.810	8:41:33.683
4	33.455	+0.534	8:42:07.138
5	33.829	+0.908	8:42:40.967
6	36.383	+3.462	8:43:17.350
7	<b>32.921</b>		8:43:50.271
8	36.296	+3.375	8:44:26.567

### (33) Yannic Walther

1	39.129	+5.950	8:40:21.446
2	36.030	+2.851	8:40:57.476



# Schweizer Kart Meisterschaft 2013

X30 Challenge

Biesheim 0,742 Km

Zeittraining Gr. 1

2013-04-21 09:30

Qualifikation gestartet um 9:34:52

Pos.	Nr.	Name	Fabrikat	Bewerber	Rnd.	Beste Zeit	Diff.	In Rd.	km/h
1	35	Yannick Klaey	Birel/lame X30	Spirit Racing	11	31.649		10	84,401
2	21	Patrick Näscher	Tony Kart/lame X30	Kart Club Lichtenstein	11	31.755	0.106	9	84,119
3	1	Max Altenheimer	Mach1/lame X30	Kartteam Meier	11	31.768	0.119	8	84,085
4	22	Samuel Sätteli	Tony Kart/lame X30	-	11	31.888	0.239	10	83,768
5	31	Dominik Siegenthaler	PCR/lame X30	-	11	31.891	0.242	8	83,760
6	30	Biagio Mancina	PCR/lame X30	Scuderia PCR	11	31.950	0.301	9	83,606
7	91	Alessandro Felber	Tony Kart/lame X30	Kart Club Thun Oberland	11	32.063	0.414	10	83,311
8	6	Louis Moser	Birel/lame X30	Spirit Racing	11	32.079	0.430	9	83,269
9	9	Raphael Wohlwend	Tony Kart/lame X30	Lugano Kart Team	11	32.081	0.432	11	83,264
10	50	Franco Citino	Praga/lame X30	Berner Kart Racing Klub	9	32.170	0.521	9	83,034
11	11	Loris Zoia	PCR/lame X30	Scuderia PCR Swiss	10	32.229	0.580	10	82,882
12	5	Fabienne Wohlwend	Zanardi/lame X30	Lugano Kart Team	10	32.235	0.586	9	82,866
13	88	Marylin Niederhauser	Tony Kart/lame X30	Berner Kart Racing Club	10	32.293	0.644	9	82,718

## Bemerkungen

Ergebnis vorbehaltlich technischer und sportlicher Nachuntersuchungen





lista office



## Schweizer Kart Meisterschaft 2013

X30 Challenge

Biesheim 0,742 Km

Zeittraining Gr. 1

2013-04-21 09:30

Qualifikation gestartet um 9:34:52

Runde	Rundenzeit	Diff.	Tageszeit
<b>(35) Yannick Klaey</b>			
1	36.372	+4.723	9:35:47.814
2	35.518	+3.869	9:36:23.332
3	33.027	+1.378	9:36:56.359
4	32.387	+0.738	9:37:28.746
5	31.889	+0.240	9:38:00.635
6	33.972	+2.323	9:38:34.607
7	31.881	+0.232	9:39:06.488
8	31.817	+0.168	9:39:38.305
9	31.806	+0.157	9:40:10.111
10	<b>31.649</b>		9:40:41.760
11	31.769	+0.120	9:41:13.529

Runde	Rundenzeit	Diff.	Tageszeit
<b>(21) Patrick Näscher</b>			
1	38.356	+6.601	9:35:47.306
2	34.520	+2.765	9:36:21.826
3	33.646	+1.891	9:36:55.472
4	32.436	+0.681	9:37:27.908
5	32.351	+0.596	9:38:00.259
6	32.067	+0.312	9:38:32.326
7	31.922	+0.167	9:39:04.248
8	31.777	+0.022	9:39:36.025
9	<b>31.755</b>		9:40:07.780
10	31.856	+0.101	9:40:39.636
11	31.802	+0.047	9:41:11.438

Runde	Rundenzeit	Diff.	Tageszeit
<b>(1) Max Altenheimer</b>			
1	37.737	+5.969	9:35:53.248
2	34.565	+2.797	9:36:27.813
3	32.783	+1.015	9:37:00.596
4	32.452	+0.684	9:37:33.048
5	32.271	+0.503	9:38:05.319
6	31.944	+0.176	9:38:37.263
7	31.780	+0.012	9:39:09.043
8	<b>31.768</b>		9:39:40.811
9	32.943	+1.175	9:40:13.754
10	31.778	+0.010	9:40:45.532
11	32.020	+0.252	9:41:17.552

Runde	Rundenzeit	Diff.	Tageszeit
<b>(22) Samuel Sätteli</b>			
1	39.136	+7.248	9:35:53.170
2	36.141	+4.253	9:36:29.311
3	34.114	+2.226	9:37:03.425
4	36.233	+4.345	9:37:39.658
5	32.721	+0.833	9:38:12.379
6	32.308	+0.420	9:38:44.687
7	32.238	+0.350	9:39:16.925
8	32.020	+0.132	9:39:48.945
9	31.984	+0.096	9:40:20.929
10	<b>31.888</b>		9:40:52.817
11	33.251	+1.363	9:41:26.068

Runde	Rundenzeit	Diff.	Tageszeit
<b>(31) Dominik Siegenthaler</b>			
1	38.838	+6.947	9:35:54.849
2	34.919	+3.028	9:36:29.768
3	33.738	+1.847	9:37:03.506
4	32.951	+1.060	9:37:36.457
5	32.727	+0.836	9:38:09.184
6	32.655	+0.764	9:38:41.839
7	32.217	+0.326	9:39:14.056
8	<b>31.891</b>		9:39:45.947
9	32.307	+0.416	9:40:18.254
10	31.944	+0.053	9:40:50.198
11	32.095	+0.204	9:41:22.293

Runde	Rundenzeit	Diff.	Tageszeit
<b>(30) Biagio Mancina</b>			
1	38.899	+6.949	9:35:51.727
2	33.732	+1.782	9:36:25.459
3	32.965	+1.015	9:36:58.424
4	33.582	+1.632	9:37:32.006
5	32.271	+0.321	9:38:04.277
6	32.227	+0.277	9:38:36.504
7	32.076	+0.126	9:39:08.580
8	32.006	+0.056	9:39:40.586
9	<b>31.950</b>		9:40:12.536
10	31.966	+0.016	9:40:44.502
11	32.006	+0.056	9:41:16.508

Runde	Rundenzeit	Diff.	Tageszeit
<b>(91) Alessandro Felber</b>			
1	39.043	+6.980	9:35:56.403
2	34.374	+2.311	9:36:30.777
3	33.157	+1.094	9:37:03.934
4	32.653	+0.590	9:37:36.587
5	32.414	+0.351	9:38:09.001
6	32.214	+0.151	9:38:41.215
7	32.276	+0.213	9:39:13.491
8	32.098	+0.035	9:39:45.589
9	32.080	+0.017	9:40:17.669
10	<b>32.063</b>		9:40:49.732
11	32.064	+0.001	9:41:21.796

Runde	Rundenzeit	Diff.	Tageszeit
<b>(6) Louis Moser</b>			
1	40.027	+7.948	9:35:52.744
2	36.345	+4.266	9:36:29.089
3	34.187	+2.108	9:37:03.276
4	33.125	+1.046	9:37:36.401
5	33.715	+1.636	9:38:10.116
6	32.478	+0.399	9:38:42.594
7	32.421	+0.342	9:39:15.015
8	32.230	+0.151	9:39:47.245
9	<b>32.079</b>		9:40:19.324
10	32.253	+0.174	9:40:51.577
11	32.217	+0.138	9:41:23.794

Runde	Rundenzeit	Diff.	Tageszeit
<b>(9) Raphael Wohlwend</b>			
1	39.646	+7.565	9:36:07.156
2	34.993	+2.912	9:36:42.149
3	33.371	+1.290	9:37:15.520
4	33.041	+0.960	9:37:48.561
5	32.577	+0.496	9:38:21.138
6	32.546	+0.465	9:38:53.684
7	32.255	+0.174	9:39:25.939
8	32.361	+0.280	9:39:58.300
9	32.216	+0.135	9:40:30.516
10	32.229	+0.148	9:41:02.745
11	<b>32.081</b>		9:41:34.826

Runde	Rundenzeit	Diff.	Tageszeit
<b>(50) Franco Citino</b>			
1	39.566	+7.396	9:36:56.389
2	35.661	+3.491	9:37:32.050
3	34.704	+2.534	9:38:06.754
4	33.231	+1.061	9:38:39.985
5	32.654	+0.484	9:39:12.639
6	32.848	+0.678	9:39:45.487
7	32.668	+0.498	9:40:18.155
8	32.518	+0.348	9:40:50.673
9	<b>32.170</b>		9:41:22.843

Runde	Rundenzeit	Diff.	Tageszeit
<b>(11) Loris Zoia</b>			
1	39.621	+7.392	9:36:36.650
2	35.763	+3.534	9:37:12.413

Runde	Rundenzeit	Diff.	Tageszeit
3	34.162	+1.933	9:37:46.575
4	33.860	+1.631	9:38:20.435
5	33.195	+0.966	9:38:53.630
6	33.100	+0.871	9:39:26.730
7	32.391	+0.162	9:39:59.121
8	32.328	+0.099	9:40:31.449
9	32.360	+0.131	9:41:03.809
10	<b>32.229</b>		9:41:36.038

Runde	Rundenzeit	Diff.	Tageszeit
<b>(5) Fabienne Wohlwend</b>			
1	40.023	+7.788	9:36:10.830
2	35.793	+3.558	9:36:46.623
3	34.364	+2.129	9:37:20.987
4	33.429	+1.194	9:37:54.416
5	32.845	+0.610	9:38:27.261
6	32.840	+0.605	9:39:00.101
7	32.469	+0.234	9:39:32.570
8	32.564	+0.329	9:40:05.134
9	<b>32.235</b>		9:40:37.369
10	32.387	+0.152	9:41:09.756

Runde	Rundenzeit	Diff.	Tageszeit
<b>(88) Marylin Niederhauser</b>			
1	46.752	+14.459	9:36:11.889
2	36.240	+3.947	9:36:48.129
3	34.150	+1.857	9:37:22.279
4	33.544	+1.251	9:37:55.823
5	33.130	+0.837	9:38:28.953
6	32.686	+0.393	9:39:01.639
7	32.534	+0.241	9:39:34.173
8	32.753	+0.460	9:40:06.926
9	<b>32.293</b>		9:40:39.219
10	32.653	+0.360	9:41:11.872



# Schweizer Kart Meisterschaft 2013

X30 Challenge

Biesheim 0,742 Km

Zeittraining Gr. 2

2013-04-21 09:40

Qualifikation gestartet um 9:42:14

Pos.	Nr.	Name	Fabrikat	Bewerber	Rnd.	Beste Zeit	Diff.	In Rd.	km/h
1	39	Pascal Von Allmen	Sodi Futura S2/lame X30	Berner Kart Racing Klub	12	31.518		9	84,752
2	17	Vincenzo Alvaro	Swiss Hutless/lame X30	Swiss Hutless Karts	12	31.644	0.126	9	84,414
3	46	Ramona Jetzer	Tony Kart/lame X30	-	11	31.864	0.346	11	83,831
4	3	Nico Brügger	PCR/lame X30	Scuderia PCR Swiss	11	31.918	0.400	11	83,689
5	55	Mathias Rügsegger	MAD/lame X30	Kart Klub Thun Oberland	11	32.176	0.658	10	83,018
6	69	Alberto Aran	Swiss Hutless/lame X30	Speed Racing	8	32.278	0.760	7	82,756
7	99	Michel Biffiger	Birel/lame X30	Spirit Racing	11	32.378	0.860	10	82,500
8	42	Markus Engeli	-/lame X30	-	11	32.432	0.914	11	82,363
9	7	Fabian Hochstrasser	Birel/lame X30	Max Busslinger Motorsport	10	32.461	0.943	8	82,290
10	33	Yannic Walther	Exprit/lame X30	-	11	32.517	0.999	11	82,148
11	64	Flavio Kempf	Tony Kart/lame X30	-	11	32.608	1.090	11	81,919
12	28	Yannic Perren	Mad/lame X30	Kart Club Thun Oberland	11	32.756	1.238	11	81,548

## Bemerkungen

Ergebnis vorbehaltlich technischer und sportlicher Nachuntersuchungen





# Schweizer Kart Meisterschaft 2013

X30 Challenge

Biesheim 0,742 Km

Zeittraining Gr. 2

2013-04-21 09:40

Qualifikation gestartet um 9:42:14

Runde	Rundenzeit	Diff.	Tageszeit
<b>(39) Pascal Von Allmen</b>			
1	38.819	+7.301	9:43:11.014
2	34.387	+2.869	9:43:45.401
3	32.907	+1.389	9:44:18.308
4	32.927	+1.409	9:44:51.235
5	32.160	+0.642	9:45:23.395
6	32.126	+0.608	9:45:55.521
7	31.866	+0.348	9:46:27.387
8	31.644	+0.126	9:46:59.031
9	<b>31.518</b>		9:47:30.549
10	31.766	+0.248	9:48:02.315
11	31.641	+0.123	9:48:33.956
12	31.667	+0.149	9:49:05.623

Runde	Rundenzeit	Diff.	Tageszeit
<b>(17) Vincenzo Alvaro</b>			
1	38.030	+6.386	9:43:09.051
2	35.105	+3.461	9:43:44.156
3	33.385	+1.741	9:44:17.541
4	32.897	+1.253	9:44:50.438
5	32.469	+0.825	9:45:22.907
6	32.719	+1.075	9:45:55.626
7	32.048	+0.404	9:46:27.674
8	31.807	+0.163	9:46:59.481
9	<b>31.644</b>		9:47:31.125
10	31.884	+0.240	9:48:03.009
11	31.762	+0.118	9:48:34.771
12	31.797	+0.153	9:49:06.568

Runde	Rundenzeit	Diff.	Tageszeit
<b>(46) Ramona Jetzer</b>			
1	41.785	+9.921	9:43:18.779
2	45.024	+13.160	9:44:03.803
3	35.246	+3.382	9:44:39.049
4	33.842	+1.978	9:45:12.891
5	33.251	+1.387	9:45:46.142
6	32.740	+0.876	9:46:18.882
7	32.372	+0.508	9:46:51.254
8	32.042	+0.178	9:47:23.296
9	31.937	+0.073	9:47:55.233
10	31.902	+0.038	9:48:27.135
11	<b>31.864</b>		9:48:58.999

Runde	Rundenzeit	Diff.	Tageszeit
<b>(3) Nico Brügger</b>			
1	38.638	+6.720	9:43:12.207
2	34.847	+2.929	9:43:47.054
3	33.465	+1.547	9:44:20.519
4	32.635	+0.717	9:44:53.154
5	32.488	+0.570	9:45:25.642
6	32.379	+0.461	9:45:58.021
7	32.208	+0.290	9:46:30.229
8	32.058	+0.140	9:47:02.287
9	32.001	+0.083	9:47:34.288
10	31.928	+0.010	9:48:06.216
11	<b>31.918</b>		9:48:38.134

Runde	Rundenzeit	Diff.	Tageszeit
<b>(55) Mathias Rügsegger</b>			
1	41.775	+9.599	9:43:14.488
2	37.108	+4.932	9:43:51.596
3	35.300	+3.124	9:44:26.896
4	34.438	+2.262	9:45:01.334
5	33.460	+1.284	9:45:34.794
6	33.003	+0.827	9:46:07.797
7	32.685	+0.509	9:46:40.482
8	32.713	+0.537	9:47:13.195
9	32.436	+0.260	9:47:45.631
10	<b>32.176</b>		9:48:17.807

Runde	Rundenzeit	Diff.	Tageszeit
11	32.330	+0.154	9:48:50.137
<b>(69) Alberto Aran</b>			
1	38.329	+6.051	9:45:10.486
2	34.782	+2.504	9:45:45.268
3	33.958	+1.680	9:46:19.226
4	32.702	+0.424	9:46:51.928
5	32.552	+0.274	9:47:24.480
6	32.587	+0.309	9:47:57.067
7	<b>32.278</b>		9:48:29.345
8	32.604	+0.326	9:49:01.949

Runde	Rundenzeit	Diff.	Tageszeit
<b>(99) Michel Biffiger</b>			
1	42.997	+10.619	9:43:20.993
2	39.972	+7.594	9:44:00.965
3	34.440	+2.062	9:44:35.405
4	33.602	+1.224	9:45:09.007
5	33.192	+0.814	9:45:42.199
6	32.634	+0.256	9:46:14.833
7	32.455	+0.077	9:46:47.288
8	32.398	+0.020	9:47:19.686
9	32.450	+0.072	9:47:52.136
10	<b>32.378</b>		9:48:24.514
11	32.400	+0.022	9:48:56.914

Runde	Rundenzeit	Diff.	Tageszeit
<b>(42) Markus Engeli</b>			
1	41.588	+9.156	9:43:17.943
2	37.095	+4.663	9:43:55.038
3	35.242	+2.810	9:44:30.280
4	33.885	+1.453	9:45:04.165
5	33.629	+1.197	9:45:37.794
6	33.199	+0.767	9:46:10.993
7	32.800	+0.368	9:46:43.793
8	32.867	+0.435	9:47:16.660
9	32.722	+0.290	9:47:49.382
10	32.617	+0.185	9:48:21.999
11	<b>32.432</b>		9:48:54.431

Runde	Rundenzeit	Diff.	Tageszeit
<b>(7) Fabian Hochstrasser</b>			
1	41.556	+9.095	9:43:40.076
2	35.550	+3.089	9:44:15.626
3	35.534	+3.073	9:44:51.160
4	33.412	+0.951	9:45:24.572
5	33.398	+0.937	9:45:57.970
6	33.120	+0.659	9:46:31.090
7	32.620	+0.159	9:47:03.710
8	<b>32.461</b>		9:47:36.171
9	32.626	+0.165	9:48:08.797
10	32.470	+0.009	9:48:41.267

Runde	Rundenzeit	Diff.	Tageszeit
<b>(33) Yannic Walther</b>			
1	40.752	+8.235	9:43:19.262
2	38.578	+6.061	9:43:57.840
3	34.826	+2.309	9:44:32.666
4	35.461	+2.944	9:45:08.127
5	39.054	+6.537	9:45:47.181
6	33.551	+1.034	9:46:20.732
7	32.985	+0.468	9:46:53.717
8	32.726	+0.209	9:47:26.443
9	32.713	+0.196	9:47:59.156
10	32.611	+0.094	9:48:31.767
11	<b>32.517</b>		9:49:04.284

Runde	Rundenzeit	Diff.	Tageszeit
<b>(64) Flavio Kempf</b>			
1	50.546	+17.938	9:43:30.541
2	37.179	+4.571	9:44:07.720



# Schweizer Kart Meisterschaft 2013

X30 Challenge

Biesheim 0,742 Km

Gesamtzeittraining

Pos.	Nr.	Name	Fabrikat	Bewerber	Gesamtbestzeit	Diff.	GR1 Beste Zeit	GR2 Beste Zeit
1	39	Pascal Von Allmen	Sodi Futura S2/lame X30	Berner Kart Racing Klub	31.518			31.518
2	17	Vincenzo Alvaro	Swiss Hutless/lame X30	Swiss Hutless Karts	31.644	0.126		31.644
3	35	Yannick Klaey	Birel/lame X30	Spirit Racing	31.649	0.131	31.649	
4	21	Patrick Näscher	Tony Kart/lame X30	Kart Club Lichtenstein	31.755	0.237	31.755	
5	1	Max Altenheimer	Mach1/lame X30	Kartteam Meier	31.768	0.250	31.768	
6	46	Ramona Jetzer	Tony Kart/lame X30	-	31.864	0.346		31.864
7	22	Samuel Sätteli	Tony Kart/lame X30	-	31.888	0.370	31.888	
8	31	Dominik Siegenthaler	PCR/lame X30	-	31.891	0.373	31.891	
9	3	Nico Brügger	PCR/lame X30	Scuderia PCR Swiss	31.918	0.400		31.918
10	30	Biagio Mancina	PCR/lame X30	Scuderia PCR	31.950	0.432	31.950	
11	91	Alessandro Felber	Tony Kart/lame X30	Kart Club Thun Oberland	32.063	0.545	32.063	
12	6	Louis Moser	Birel/lame X30	Spirit Racing	32.079	0.561	32.079	
13	9	Raphael Wohlwend	Tony Kart/lame X30	Lugano Kart Team	32.081	0.563	32.081	
14	50	Franco Citino	Praga/lame X30	Berner Kart Racing Klub	32.170	0.652	32.170	
15	55	Mathias Rüeegsegger	MAD/lame X30	Kart Klub Thun Oberland	32.176	0.658		32.176
16	11	Loris Zoia	PCR/lame X30	Scuderia PCR Swiss	32.229	0.711	32.229	
17	5	Fabienne Wohlwend	Zanardi/lame X30	Lugano Kart Team	32.235	0.717	32.235	
18	69	Alberto Aran	Swiss Hutless/lame X30	Speed Racing	32.278	0.760		32.278
19	88	Marylin Niederhauser	Tony Kart/lame X30	Berner Kart Racing Club	32.293	0.775	32.293	
20	99	Michel Biffiger	Birel/lame X30	Spirit Racing	32.378	0.860		32.378
21	42	Markus Engeli	-/lame X30	-	32.432	0.914		32.432
22	7	Fabian Hochstrasser	Birel/lame X30	Max Busslinger Motorsport	32.461	0.943		32.461
23	33	Yannic Walther	Exprit/lame X30	-	32.517	0.999		32.517
24	64	Flavio Kempf	Tony Kart/lame X30	-	32.608	1.090		32.608
25	28	Yannic Perren	Mad/lame X30	Kart Club Thun Oberland	32.756	1.238		32.756

## Bemerkungen

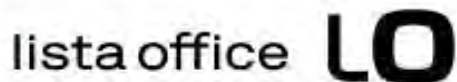
Ergebnis vorbehaltlich technischer und sportlicher Nachuntersuchungen

# Heateinteilung X30 Challenge Switzerland Gruppe A

## Schweizer Kart Meisterschaft 2013

### Biesheim

Gruppe	Pos	Nr.	Vorname	Nachname	Klasse	Beste Zeit
Gruppe A	1	39	Pascal	Von Allmen	lame X30	31 518
Gruppe A	4	21	Patrick	Näscher	lame X30	31 755
Gruppe A	7	22	Samuel	Sätteli	lame X30	31 888
Gruppe A	10	30	Biagio	Mancina	lame X30	31 950
Gruppe A	13	9	Raphael	Wohlwend	lame X30	32 081
Gruppe A	16	11	Loris	Zoia	lame X30	32 229
Gruppe A	19	88	Marylin	Niederhauser	lame X30	32 293
Gruppe A	22	7	Fabian	Hochstrasser	lame X30	32 461
Gruppe A	25	28	Yannic	Perren	lame X30	32 756



Rennleiter Paul Egli:

Sportkommissar Alain Tissot:

Rennbüro :

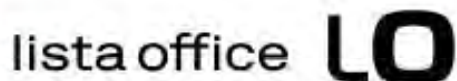
Zeitnahme Meik Wagner:

Printed: 2013-04-21 09:54

Aushang: h

**Heateinteilung X30 Challenge Switzerland Gruppe B**  
**Schweizer Kart Meisterschaft 2013**  
**Biesheim**

Gruppe	Pos	Nr.	Vorname	Nachname	Klasse	Beste Zeit
Gruppe B	2	17	Vincenzo	Alvaro	lame X30	31 644
Gruppe B	5	1	Max	Altenheimer	lame X30	31 768
Gruppe B	8	31	Dominik	Siegenthaler	lame X30	31 891
Gruppe B	11	91	Alessandro	Felber	lame X30	32 063
Gruppe B	14	50	Franco	Citino	lame X30	32 170
Gruppe B	17	5	Fabienne	Wohlwend	lame X30	32 235
Gruppe B	20	99	Michel	Biffiger	lame X30	32 378
Gruppe B	23	33	Yannic	Walther	lame X30	32 517



Rennleiter Paul Egli:

Sportkommissar Alain Tissot:

Rennbüro :

Zeitnahme Meik Wagner:

Printed: 2013-04-21 09:54

Aushang: h

**Heateinteilung X30 Challenge Switzerland Gruppe C**  
**Schweizer Kart Meisterschaft 2013**  
**Biesheim**

Gruppe	Pos	Nr.	Vorname	Nachname	Klasse	Beste Zeit
Gruppe C	3	35	Yannick	Klaey	lame X30	31 649
Gruppe C	6	46	Ramona	Jetzer	lame X30	31 864
Gruppe C	9	3	Nico	Brügger	lame X30	31 918
Gruppe C	12	6	Louis	Moser	lame X30	32 079
Gruppe C	15	55	Mathias	Rüegsegger	lame X30	32 176
Gruppe C	18	69	Alberto	Aran	lame X30	32 278
Gruppe C	21	42	Markus	Engeli	lame X30	32 432
Gruppe C	24	64	Flavio	Kempf	lame X30	32 608



Rennleiter Paul Egli:

Sportkommissar Alain Tissot:

Rennbüro :

Zeitnahme Meik Wagner:

Printed: 2013-04-21 09:54

Aushang: h



lista office



Schweizer Kart Meisterschaft 2013  
Klasse: X30 Challenge Switzerland

Strecke: Biesheim  
Heat: Heat B+C  
Runden: 24

Version 1

	17	
33		34
	16	
31		32
	15	
29		30
	14	
27		28
	13	
25		26
	12	
23		24
	11	
21		22
	10	
19		20
	9	
17		18
Yannic Walther	8	Flavio Kempf
33		64
15		16
Michel Biffiger	7	Markus Engeli
99		42
13		14
Fabienne Wohlwend	6	Alberto Aran
5		69
11		12
Franco Citino	5	Mathias Rügsegger
50		55
9		10
Alessandro Felber	4	Louis Moser
91		6
7		8
Dominik Siegenthaler	3	Nico Brügger
31		3
5		6
Max Altenheimer	2	Ramona Jetzer
1		46
3		4
Vincenzo Alvaro	1	Yannick Klaey
17		35
1		2

Pole Position

Reihe

Rennleiter Paul Egli:  
Sportkommissar Alain Tissot:  
Reg. Nr: 0  
Aushang: h

Rennbüro :  
Zeitnahme Meik Wagner:





lista office **LO**



Schweizer Kart Meisterschaft 2013  
Klasse: X30 Challenge Switzerland

Strecke: Biesheim  
Heat: Heat A+B  
Runden 24

Version 1

	17	
33		34
	16	
31		32
	15	
29		30
	14	
27		28
	13	
25		26
	12	
23		24
	11	
21		22
	10	
19		20
Yannic Perren <b>28</b> Gruppe A 32 756	9	
		18
Fabian Hochstrasser <b>7</b> Gruppe A 32 461	8	Yannic Walther <b>33</b> Gruppe B 32 517
		16
Marylin Niederhauser <b>88</b> Gruppe A 32 293	7	Michel Biffiger <b>99</b> Gruppe B 32 378
		14
Loris Zoia <b>11</b> Gruppe A 32 229	6	Fabienne Wohlwend <b>5</b> Gruppe B 32 235
		12
Raphael Wohlwend <b>9</b> Gruppe A 32 081	5	Franco Citino <b>50</b> Gruppe B 32 170
		10
Biagio Mancina <b>30</b> Gruppe A 31 950	4	Alessandro Felber <b>91</b> Gruppe B 32 063
		8
Samuel Sätteli <b>22</b> Gruppe A 31 888	3	Dominik Siegenthaler <b>31</b> Gruppe B 31 891
		6
Patrick Näscher <b>21</b> Gruppe A 31 755	2	Max Altenheimer <b>1</b> Gruppe B 31 768
		4
Pascal Von Allmen <b>39</b> Gruppe A 31 518	1	Vincenzo Alvaro <b>17</b> Gruppe B 31 644
		2

Pole Position

Reihe

Rennleiter Paul Egli:  
Sportkommissar Alain Tissot:  
Reg. Nr: 0  
Aushang: h

Rennbüro :  
Zeitnahme Meik Wagner:



lista office



Schweizer Kart Meisterschaft 2013  
Klasse: X30 Challenge Switzerland

Strecke: Biesheim  
Heat: Heat A+C  
Runden: 24

Version 1

	17	
33		34
	16	
31		32
	15	
29		30
	14	
27		28
	13	
25		26
	12	
23		24
	11	
21		22
	10	
19		20
Yannic Perren <b>28</b> Gruppe A 32 756	9	
		18
Fabian Hochstrasser <b>7</b> Gruppe A 32 461	8	Flavio Kempf <b>64</b> Gruppe C 32 608
		16
Marylin Niederhauser <b>88</b> Gruppe A 32 293	7	Markus Engeli <b>42</b> Gruppe C 32 432
		14
Loris Zoia <b>11</b> Gruppe A 32 229	6	Alberto Aran <b>69</b> Gruppe C 32 278
		12
Raphael Wohlwend <b>9</b> Gruppe A 32 081	5	Mathias Rügsegger <b>55</b> Gruppe C 32 176
		10
Biagio Mancina <b>30</b> Gruppe A 31 950	4	Louis Moser <b>6</b> Gruppe C 32 079
		8
Samuel Sätteli <b>22</b> Gruppe A 31 888	3	Nico Brügger <b>3</b> Gruppe C 31 918
		6
Patrick Näscher <b>21</b> Gruppe A 31 755	2	Ramona Jetzer <b>46</b> Gruppe C 31 864
		4
Pascal Von Allmen <b>39</b> Gruppe A 31 518	1	Yannick Klaey <b>35</b> Gruppe C 31 649
		2

Pole Position

Rennleiter Paul Egli:  
Sportkommissar Alain Tissot:  
Reg. Nr: 0  
Aushang: h

Rennbüro :  
Zeitnahme Meik Wagner:



# Schweizer Kart Meisterschaft 2013

X30 Challenge

Biesheim 0,742 Km

Heat 1 A-C **-NEU-**

2013-04-21 11:00

Rennen (24 Runden) gestartet um 10:41:56

Pos.	Nr.	Name	Fabrikat	Bewerber	Gesamtzeit	Rnd.	Diff.	Beste Zeit	Ø km/h	Pkt.
1	39	Pascal Von Allmen	Sodi Futura S2/lame X30	Berner Kart Racing Klub	12:48.216	24		31.759	83,452	0
2	21	Patrick Näscher	Tony Kart/lame X30	Kart Club Lichtenstein	12:51.773	24	3.557	31.851	83,067	2
3	30	Biagio Mancina	PCR/lame X30	Scuderia PCR	12:52.937	24	4.721	31.822	82,942	3
4	22	Samuel Sätteli	Tony Kart/lame X30	-	12:57.554	24	9.338	31.799	82,449	4
5	46	Ramona Jetzer	Tony Kart/lame X30	-	12:57.969	24	9.753	31.758	82,405	5
6	6	Louis Moser	Birel/lame X30	Spirit Racing	13:00.725	24	12.509	31.869	82,114	6
7	3	Nico Brügger	PCR/lame X30	Scuderia PCR Swiss	13:01.576	24	13.360	31.929	82,025	7
8	55	Mathias Rügsegger	MAD/lame X30	Kart Klub Thun Oberland	13:01.915	24	13.699	31.967	81,989	8
9	35	Yannick Klaey	Birel/lame X30	Spirit Racing	13:02.581	24	14.365	31.617	81,920	9
10	7	Fabian Hochstrasser	Birel/lame X30	Max Busslinger Motorsport	13:13.525	24	25.309	32.418	80,790	10
11	42	Markus Engeli	-/lame X30	-	13:14.211	24	25.995	32.297	80,720	11
12	28	Yannic Perren	Mad/lame X30	Kart Club Thun Oberland	13:16.653	24	28.437	32.440	80,473	12
13	64	Flavio Kempf	Tony Kart/lame X30	-	13:16.758	24	28.542	32.325	80,462	13
14	69	Alberto Aran	Swiss Hutless/lame X30	Speed Racing	13:12.267	21	3 Runden	32.002	70,803	14
15	11	Loris Zoia	PCR/lame X30	Scuderia PCR Swiss	11:37.926	20	4 Runden	32.294	76,547	15
16	88	Marylin Niederhauser	Tony Kart/lame X30	Berner Kart Racing Club	1:22.708	2	22 Runden	36.301	64,594	16
17	9	Raphael Wohlwend	Tony Kart/lame X30	Lugano Kart Team	36.907	1	23 Runden	36.168	72,377	17

## Bemerkungen

Ergebnis vorbehaltlich technischer und sportlicher Nachuntersuchungen

Gestartet: 17 Gewertet: 17 Nicht gewertet: 0

Nr. 35 Zeitstrafe 10 sec. / Überholen bei gelber Flagge

Vorsprung	Ø km/h	Beste Rundenzeit	km/h	Beste Runde von
3.557	83,452	31.617	84,486	35 - Yannick Klaey

Official Timing [www.motorsport-events.se](http://www.motorsport-events.se) / [www.rgmmc.com](http://www.rgmmc.com)

Orbits

Timekeeping Meik Wagner:

Rennleiter Paul Egli:

[www.mylaps.com](http://www.mylaps.com)

Sportkommissar Alain Tissot:

Rennbüro:

Lizensiert für Motorsport Events

Gedruckt: 2013-04-21 12:04:34



lista office



# Schweizer Kart Meisterschaft 2013

X30 Challenge

Biesheim 0,742 Km

Heat 1 A-C

2013-04-21 11:00

Rennen (24 Runden) gestartet um 10:41:56

Runde	Rundenzeit	Diff.	Tageszeit
<b>(39) Pascal Von Allmen</b>			
1	34.507	+2.748	10:42:31.385
2	32.589	+0.830	10:43:03.974
3	32.031	+0.272	10:43:36.005
4	31.868	+0.109	10:44:07.873
5	31.879	+0.120	10:44:39.752
6	31.844	+0.085	10:45:11.596
7	31.807	+0.048	10:45:43.403
8	31.817	+0.058	10:46:15.220
9	31.834	+0.075	10:46:47.054
10	31.808	+0.049	10:47:18.862
11	<b>31.759</b>		10:47:50.621
12	31.801	+0.042	10:48:22.422
13	31.823	+0.064	10:48:54.245
14	31.813	+0.054	10:49:26.058
15	31.856	+0.097	10:49:57.914
16	31.831	+0.072	10:50:29.745
17	31.932	+0.173	10:51:01.677
18	31.854	+0.095	10:51:33.531
19	31.970	+0.211	10:52:05.501
20	31.854	+0.095	10:52:37.355
21	31.824	+0.065	10:53:09.179
22	31.936	+0.177	10:53:41.115
23	31.862	+0.103	10:54:12.977
24	32.117	+0.358	10:54:45.094

Runde	Rundenzeit	Diff.	Tageszeit
<b>(21) Patrick Näscher</b>			
1	34.732	+2.881	10:42:31.717
2	32.502	+0.651	10:43:04.219
3	32.250	+0.399	10:43:36.469
4	32.071	+0.220	10:44:08.540
5	31.969	+0.118	10:44:40.509
6	31.945	+0.094	10:45:12.454
7	31.894	+0.043	10:45:44.348
8	31.875	+0.024	10:46:16.223
9	31.919	+0.068	10:46:48.142
10	<b>31.851</b>		10:47:19.993
11	32.027	+0.176	10:47:52.020
12	31.968	+0.117	10:48:23.988
13	32.008	+0.157	10:48:55.996
14	31.928	+0.077	10:49:27.924
15	32.167	+0.316	10:50:00.091
16	32.121	+0.270	10:50:32.212
17	31.995	+0.144	10:51:04.207
18	31.985	+0.134	10:51:36.192
19	32.023	+0.172	10:52:08.215
20	32.050	+0.199	10:52:40.265
21	32.118	+0.267	10:53:12.383
22	31.995	+0.144	10:53:44.378
23	32.139	+0.288	10:54:16.517
24	32.134	+0.283	10:54:48.651

Runde	Rundenzeit	Diff.	Tageszeit
<b>(35) Yannick Klaey</b>			
1	35.812	+4.195	10:42:32.774
2	32.794	+1.177	10:43:05.668
3	32.438	+0.821	10:43:38.006
4	33.636	+2.019	10:44:11.642
5	32.291	+0.674	10:44:43.933
6	31.828	+0.211	10:45:15.761
7	31.823	+0.206	10:45:47.584
8	31.945	+0.328	10:46:19.529
9	31.866	+0.249	10:46:51.395
10	31.791	+0.174	10:47:23.186
11	31.891	+0.274	10:47:55.077
12	31.768	+0.151	10:48:26.845

Runde	Rundenzeit	Diff.	Tageszeit
13	32.224	+0.607	10:48:59.069
14	31.835	+0.218	10:49:30.904
15	31.777	+0.160	10:50:02.681
16	31.789	+0.172	10:50:34.470
17	32.433	+0.816	10:51:06.903
18	31.853	+0.236	10:51:38.756
19	31.792	+0.175	10:52:10.548
20	31.706	+0.089	10:52:42.254
21	<b>31.617</b>		10:53:13.871
22	31.739	+0.122	10:53:45.610
23	32.097	+0.480	10:54:17.707
24	31.752	+0.135	10:54:49.459

Runde	Rundenzeit	Diff.	Tageszeit
<b>(30) Biagio Mancina</b>			
1	35.222	+3.400	10:42:32.433
2	32.849	+1.027	10:43:05.282
3	32.531	+0.709	10:43:37.813
4	32.901	+1.079	10:44:10.714
5	32.200	+0.378	10:44:42.914
6	32.063	+0.241	10:45:14.977
7	31.961	+0.139	10:45:46.938
8	31.948	+0.126	10:46:18.886
9	31.887	+0.065	10:46:50.773
10	<b>31.822</b>		10:47:22.595
11	31.903	+0.081	10:47:54.498
12	31.835	+0.013	10:48:26.333
13	31.841	+0.019	10:48:58.174
14	31.903	+0.081	10:49:30.077
15	31.912	+0.090	10:50:01.989
16	31.910	+0.088	10:50:33.899
17	31.869	+0.047	10:51:05.768
18	31.947	+0.125	10:51:37.715
19	31.926	+0.104	10:52:09.641
20	32.013	+0.191	10:52:41.654
21	31.886	+0.064	10:53:13.540
22	31.861	+0.039	10:53:45.401
23	32.529	+0.707	10:54:17.930
24	31.885	+0.063	10:54:49.815

Runde	Rundenzeit	Diff.	Tageszeit
<b>(22) Samuel Sätteli</b>			
1	35.109	+3.310	10:42:32.225
2	32.811	+1.012	10:43:05.036
3	32.542	+0.743	10:43:37.578
4	32.209	+0.410	10:44:09.787
5	32.137	+0.338	10:44:41.924
6	32.050	+0.251	10:45:13.974
7	31.840	+0.041	10:45:45.814
8	<b>31.799</b>		10:46:17.613
9	32.049	+0.250	10:46:49.662
10	32.066	+0.267	10:47:21.728
11	32.055	+0.256	10:47:53.783
12	31.919	+0.120	10:48:25.702
13	32.173	+0.374	10:48:57.875
14	31.981	+0.182	10:49:29.856
15	31.976	+0.177	10:50:01.832
16	32.495	+0.696	10:50:34.327
17	32.770	+0.971	10:51:07.097
18	32.259	+0.460	10:51:39.356
19	32.159	+0.360	10:52:11.515
20	32.824	+1.025	10:52:44.339
21	32.242	+0.443	10:53:16.581
22	32.430	+0.631	10:53:49.011
23	32.221	+0.422	10:54:21.232
24	33.200	+1.401	10:54:54.432

Runde	Rundenzeit	Diff.	Tageszeit
<b>(46) Ramona Jetzer</b>			

Runde	Rundenzeit	Diff.	Tageszeit
1	35.972	+4.214	10:42:33.041
2	33.195	+1.437	10:43:06.236
3	32.269	+0.511	10:43:38.505
4	32.923	+1.165	10:44:11.428
5	32.111	+0.353	10:44:43.539
6	31.899	+0.141	10:45:15.438
7	31.834	+0.076	10:45:47.272
8	31.937	+0.179	10:46:19.209
9	31.942	+0.184	10:46:51.151
10	31.814	+0.056	10:47:22.965
11	31.843	+0.085	10:47:54.808
12	31.887	+0.129	10:48:26.695
13	32.623	+0.865	10:48:59.318
14	31.830	+0.072	10:49:31.148
15	31.782	+0.024	10:50:02.930
16	<b>31.758</b>		10:50:34.688
17	32.740	+0.982	10:51:07.428
18	32.335	+0.577	10:51:39.763
19	31.971	+0.213	10:52:11.734
20	32.531	+0.773	10:52:44.265
21	32.469	+0.711	10:53:16.734
22	32.664	+0.906	10:53:49.398
23	32.051	+0.293	10:54:21.449
24	33.398	+1.640	10:54:54.847

Runde	Rundenzeit	Diff.	Tageszeit
<b>(6) Louis Moser</b>			
1	36.605	+4.736	10:42:34.374
2	33.468	+1.599	10:43:07.842
3	32.609	+0.740	10:43:40.451
4	32.520	+0.651	10:44:12.971
5	32.253	+0.384	10:44:45.224
6	32.187	+0.318	10:45:17.411
7	32.119	+0.250	10:45:49.530
8	32.039	+0.170	10:46:21.569
9	32.105	+0.236	10:46:53.674
10	31.993	+0.124	10:47:25.667
11	<b>31.869</b>		10:47:57.536
12	32.158	+0.289	10:48:29.694
13	32.264	+0.395	10:49:01.958
14	32.274	+0.405	10:49:34.232
15	32.183	+0.314	10:50:06.415
16	32.112	+0.243	10:50:38.527
17	32.210	+0.341	10:51:10.737
18	32.198	+0.329	10:51:42.935
19	32.312	+0.443	10:52:15.247
20	32.790	+0.921	10:52:48.037
21	32.488	+0.619	10:53:20.525
22	32.604	+0.735	10:53:53.129
23	32.291	+0.422	10:54:25.420
24	32.183	+0.314	10:54:57.603

Runde	Rundenzeit	Diff.	Tageszeit
<b>(3) Nico Brügger</b>			
1	35.790	+3.861	10:42:33.139
2	37.988	+6.059	10:43:11.127
3	33.243	+1.314	10:43:44.370
4	32.680	+0.751	10:44:17.050
5	32.360	+0.431	10:44:49.410
6	32.485	+0.556	10:45:21.895
7	32.038	+0.109	10:45:53.933
8	32.096	+0.167	10:46:26.029
9	31.938	+0.009	10:46:57.967
10	31.950	+0.021	10:47:29.917
11	31.950	+0.021	10:48:01.867
12	32.037	+0.108	10:48:33.904
13	31.965	+0.036	10:49:05.869
14	31.944	+0.015	10:49:37.813



lista office



# Schweizer Kart Meisterschaft 2013

X30 Challenge

Biesheim 0,742 Km

Heat 1 A-C

2013-04-21 11:00

Rennen (24 Runden) gestartet um 10:41:56

Runde	Rundenzeit	Diff.	Tageszeit
15	<b>31.929</b>		10:50:09.742
16	32.024	+0.095	10:50:41.766
17	32.002	+0.073	10:51:13.768
18	31.971	+0.042	10:51:45.739
19	32.032	+0.103	10:52:17.771
20	31.979	+0.050	10:52:49.750
21	32.015	+0.086	10:53:21.765
22	31.991	+0.062	10:53:53.756
23	32.297	+0.368	10:54:26.053
24	32.401	+0.472	10:54:58.454

**(55) Mathias Rügsegger**

1	35.850	+3.883	10:42:33.701
2	33.490	+1.523	10:43:07.191
3	32.677	+0.710	10:43:39.868
4	32.509	+0.542	10:44:12.377
5	32.265	+0.298	10:44:44.642
6	31.978	+0.011	10:45:16.620
7	<b>31.967</b>		10:45:48.587
8	32.151	+0.184	10:46:20.738
9	32.154	+0.187	10:46:52.892
10	32.157	+0.190	10:47:25.049
11	32.208	+0.241	10:47:57.257
12	32.572	+0.605	10:48:29.829
13	32.299	+0.332	10:49:02.128
14	32.273	+0.306	10:49:34.401
15	32.215	+0.248	10:50:06.616
16	32.098	+0.131	10:50:38.714
17	32.168	+0.201	10:51:10.882
18	32.274	+0.307	10:51:43.156
19	32.216	+0.249	10:52:15.372
20	32.394	+0.427	10:52:47.766
21	32.968	+1.001	10:53:20.734
22	32.696	+0.729	10:53:53.430
23	32.487	+0.520	10:54:25.917
24	32.876	+0.909	10:54:58.793

**(7) Fabian Hochstrasser**

1	37.219	+4.801	10:42:35.221
2	35.362	+2.944	10:43:10.583
3	33.137	+0.719	10:43:43.720
4	33.061	+0.643	10:44:16.781
5	33.136	+0.718	10:44:49.917
6	32.723	+0.305	10:45:22.640
7	32.600	+0.182	10:45:55.240
8	32.591	+0.173	10:46:27.831
9	32.541	+0.123	10:47:00.372
10	33.185	+0.767	10:47:33.557
11	32.594	+0.176	10:48:06.151
12	32.576	+0.158	10:48:38.727
13	32.482	+0.064	10:49:11.209
14	32.691	+0.273	10:49:43.900
15	32.686	+0.268	10:50:16.586
16	32.878	+0.460	10:50:49.464
17	32.578	+0.160	10:51:22.042
18	32.770	+0.352	10:51:54.812
19	32.645	+0.227	10:52:27.457
20	32.865	+0.447	10:53:00.322
21	32.430	+0.012	10:53:32.752
22	<b>32.418</b>		10:54:05.170
23	32.586	+0.168	10:54:37.756
24	32.647	+0.229	10:55:10.403

**(42) Markus Engeli**

1	37.769	+5.472	10:42:36.056
2	34.781	+2.484	10:43:10.837

Runde	Rundenzeit	Diff.	Tageszeit
3	33.458	+1.161	10:43:44.295
4	33.219	+0.922	10:44:17.514
5	32.729	+0.432	10:44:50.243
6	32.799	+0.502	10:45:23.042
7	32.644	+0.347	10:45:55.686
8	32.337	+0.040	10:46:28.023
9	32.496	+0.199	10:47:00.519
10	32.901	+0.604	10:47:33.420
11	32.488	+0.191	10:48:05.908
12	32.438	+0.141	10:48:38.346
13	<b>32.297</b>		10:49:10.643
14	32.840	+0.543	10:49:43.483
15	32.858	+0.561	10:50:16.341
16	32.673	+0.376	10:50:49.014
17	32.600	+0.303	10:51:21.614
18	33.665	+1.368	10:51:55.279
19	33.084	+0.787	10:52:28.363
20	32.517	+0.220	10:53:00.880
21	32.614	+0.317	10:53:33.494
22	32.494	+0.197	10:54:05.988
23	32.478	+0.181	10:54:38.466
24	32.623	+0.326	10:55:11.089

**(28) Yannic Perren**

1	37.301	+4.861	10:42:35.613
2	34.356	+1.916	10:43:09.969
3	33.350	+0.910	10:43:43.319
4	33.152	+0.712	10:44:16.471
5	32.810	+0.370	10:44:49.281
6	33.124	+0.684	10:45:22.405
7	32.598	+0.158	10:45:55.003
8	32.569	+0.129	10:46:27.572
9	<b>32.440</b>		10:47:00.012
10	32.736	+0.296	10:47:32.748
11	32.575	+0.135	10:48:05.323
12	32.486	+0.046	10:48:37.809
13	32.581	+0.141	10:49:10.390
14	32.962	+0.522	10:49:43.352
15	32.720	+0.280	10:50:16.072
16	32.786	+0.346	10:50:48.858
17	32.670	+0.230	10:51:21.528
18	34.626	+2.186	10:51:56.154
19	32.752	+0.312	10:52:28.906
20	33.317	+0.877	10:53:02.223
21	32.698	+0.258	10:53:34.921
22	32.843	+0.403	10:54:07.764
23	32.606	+0.166	10:54:40.370
24	33.161	+0.721	10:55:13.531

**(64) Flavio Kempf**

1	37.970	+5.645	10:42:35.965
2	35.650	+3.325	10:43:11.615
3	33.472	+1.147	10:43:45.087
4	33.257	+0.932	10:44:18.344
5	32.997	+0.672	10:44:51.341
6	32.736	+0.411	10:45:24.077
7	32.549	+0.224	10:45:56.626
8	32.468	+0.143	10:46:29.094
9	32.428	+0.103	10:47:01.522
10	<b>32.325</b>		10:47:33.847
11	32.586	+0.261	10:48:06.433
12	32.452	+0.127	10:48:38.885
13	32.548	+0.223	10:49:11.433
14	32.713	+0.388	10:49:44.146
15	32.546	+0.221	10:50:16.692
16	33.564	+1.239	10:50:50.256

Runde	Rundenzeit	Diff.	Tageszeit
17	33.001	+0.676	10:51:23.257
18	33.040	+0.715	10:51:56.297
19	32.766	+0.441	10:52:29.063
20	33.306	+0.981	10:53:02.369
21	32.725	+0.400	10:53:35.094
22	32.795	+0.470	10:54:07.889
23	32.685	+0.360	10:54:40.574
24	33.062	+0.737	10:55:13.636

**(69) Alberto Aran**

1	44.475	+12.473	10:44:19.740
2	34.034	+2.032	10:44:53.774
3	33.013	+1.011	10:45:26.787
4	32.768	+0.766	10:45:59.555
5	32.754	+0.752	10:46:32.309
6	32.245	+0.243	10:47:04.554
7	32.229	+0.227	10:47:36.783
8	32.080	+0.078	10:48:08.863
9	32.081	+0.079	10:48:40.944
10	32.189	+0.187	10:49:13.133
11	32.164	+0.162	10:49:45.297
12	<b>32.002</b>		10:50:17.299
13	32.526	+0.524	10:50:49.825
14	33.010	+1.008	10:51:22.835
15	32.757	+0.755	10:51:55.592
16	32.358	+0.356	10:52:27.950
17	32.091	+0.089	10:53:00.041
18	32.279	+0.277	10:53:32.320
19	32.156	+0.154	10:54:04.476
20	32.355	+0.353	10:54:36.831
21	32.314	+0.312	10:55:09.145

**(11) Loris Zoia**

1	1:01.503	+29.209	10:42:59.235
2	34.568	+2.274	10:43:33.803
3	34.493	+2.199	10:44:08.296
4	39.185	+6.891	10:44:47.481
5	32.914	+0.620	10:45:20.395
6	33.039	+0.745	10:45:53.434
7	36.620	+4.326	10:46:30.054
8	32.525	+0.231	10:47:02.579
9	32.413	+0.119	10:47:34.992
10	32.382	+0.088	10:48:07.374
11	32.333	+0.039	10:48:39.707
12	32.376	+0.082	10:49:12.083
13	<b>32.294</b>		10:49:44.377
14	32.479	+0.185	10:50:16.856
15	32.767	+0.473	10:50:49.623
16	32.636	+0.342	10:51:22.259
17	33.443	+1.149	10:51:55.702
18	33.009	+0.715	10:52:28.711
19	33.275	+0.981	10:53:01.986
20	32.818	+0.524	10:53:34.804

**(88) Marilyn Niederhauser**

1	<b>36.301</b>		10:42:34.146
2	45.440	+9.139	10:43:19.586

**(9) Raphael Wohlwend**

1	<b>36.168</b>		10:42:33.785
---	---------------	--	--------------



# Schweizer Kart Meisterschaft 2013

X30 Challenge

Biesheim 0,742 Km

Heat 2 B-C

2013-04-21 12:20

Rennen (24 Runden) gestartet um 11:35:09

Pos.	Nr.	Name	Fabrikat	Bewerber	Gesamtzeit	Rnd.	Diff.	Beste Zeit	Ø km/h	Pkt.
1	17	Vincenzo Alvaro	Swiss Hutless/lame X30	Swiss Hutless Karts	12:53.002	24		31.701	82,935	0
2	35	Yannick Klaey	Birel/lame X30	Spirit Racing	12:53.337	24	0.335	31.722	82,899	2
3	3	Nico Brügger	PCR/lame X30	Scuderia PCR Swiss	12:55.145	24	2.143	31.863	82,706	3
4	6	Louis Moser	Birel/lame X30	Spirit Racing	13:01.309	24	8.307	31.962	82,053	4
5	31	Dominik Siegenthaler	PCR/lame X30	-	13:01.537	24	8.535	31.962	82,029	5
6	46	Ramona Jetzer	Tony Kart/lame X30	-	13:05.577	24	12.575	31.812	81,607	6
7	69	Alberto Aran	Swiss Hutless/lame X30	Speed Racing	13:05.827	24	12.825	32.073	81,581	7
8	1	Max Altenheimer	Mach1/lame X30	Kartteam Meier	13:05.895	24	12.893	31.736	81,574	8
9	5	Fabienne Wohlwend	Zanardi/lame X30	Lugano Kart Team	13:06.418	24	13.416	32.218	81,520	9
10	50	Franco Citino	Praga/lame X30	Berner Kart Racing Klub	13:09.102	24	16.100	32.096	81,243	10
11	99	Michel Biffiger	Birel/lame X30	Spirit Racing	13:10.395	24	17.393	32.131	81,110	11
12	64	Flavio Kempf	Tony Kart/lame X30	-	13:12.148	24	19.146	32.236	80,930	12
13	33	Yannic Walther	Exprit/lame X30	-	13:18.675	24	25.673	32.358	80,269	13
14	55	Mathias Rüeegsegger	MAD/lame X30	Kart Klub Thun Oberland	4:39.762	8	16 Runden	32.356	76,385	14
15	91	Alessandro Felber	Tony Kart/lame X30	Kart Club Thun Oberland	0.335		24 Runden		-	15
16	42	Markus Engeli	-/lame X30	-	1.102		24 Runden		-	16

## Bemerkungen

Ergebnis vorbehaltlich technischer und sportlicher Nachuntersuchungen

Gestartet: 16 Gewertet: 16 Nicht gewertet: 0

Vorsprung	Ø km/h	Beste Rundenzeit	km/h	Beste Runde von
0.335	82,935	31.701	84,262	17 - Vincenzo Alvaro

Official Timing [www.motorsport-events.se](http://www.motorsport-events.se) / [www.rgmmc.com](http://www.rgmmc.com)

Orbits

Timekeeping Meik Wagner:

Rennleiter Paul Egli:

[www.mylaps.com](http://www.mylaps.com)

Sportkommissar Alain Tissot:

Rennbüro:

Lizensiert für Motorsport Events

Gedruckt: 2013-04-21 11:50:47





lista office



## Schweizer Kart Meisterschaft 2013

X30 Challenge

Biesheim 0,742 Km

Heat 2 B-C

2013-04-21 12:20

Rennen (24 Runden) gestartet um 11:35:09

Runde	Rundenzeit	Diff.	Tageszeit
<b>(17) Vincenzo Alvaro</b>			
1	34.965	+3.264	11:35:43.985
2	32.976	+1.275	11:36:16.961
3	32.566	+0.865	11:36:49.527
4	32.450	+0.749	11:37:21.977
5	32.217	+0.516	11:37:54.194
6	32.191	+0.490	11:38:26.385
7	31.990	+0.289	11:38:58.375
8	32.007	+0.306	11:39:30.382
9	32.040	+0.339	11:40:02.422
10	32.201	+0.500	11:40:34.623
11	32.074	+0.373	11:41:06.697
12	31.969	+0.268	11:41:38.666
13	31.903	+0.202	11:42:10.569
14	31.974	+0.273	11:42:42.543
15	32.319	+0.618	11:43:14.862
16	32.163	+0.462	11:43:47.025
17	32.311	+0.610	11:44:19.336
18	<b>31.701</b>		11:44:51.037
19	31.791	+0.090	11:45:22.828
20	31.780	+0.079	11:45:54.608
21	31.740	+0.039	11:46:26.348
22	31.712	+0.011	11:46:58.060
23	31.813	+0.112	11:47:29.873
24	32.149	+0.448	11:48:02.022

Runde	Rundenzeit	Diff.	Tageszeit
<b>(35) Yannick Klaey</b>			
1	36.178	+4.456	11:35:45.306
2	32.851	+1.129	11:36:18.157
3	33.632	+1.910	11:36:51.789
4	32.123	+0.401	11:37:23.912
5	31.886	+0.164	11:37:55.798
6	31.781	+0.059	11:38:27.579
7	31.853	+0.131	11:38:59.432
8	31.814	+0.092	11:39:31.246
9	31.782	+0.060	11:40:03.028
10	31.937	+0.215	11:40:34.965
11	32.035	+0.313	11:41:07.000
12	32.041	+0.319	11:41:39.041
13	31.872	+0.150	11:42:10.913
14	31.803	+0.081	11:42:42.716
15	32.013	+0.291	11:43:14.729
16	32.397	+0.675	11:43:47.126
17	31.904	+0.182	11:44:19.030
18	31.811	+0.089	11:44:50.841
19	31.838	+0.116	11:45:22.679
20	<b>31.722</b>		11:45:54.401
21	31.763	+0.041	11:46:26.164
22	31.737	+0.015	11:46:57.901
23	31.808	+0.086	11:47:29.709
24	32.648	+0.926	11:48:02.357

Runde	Rundenzeit	Diff.	Tageszeit
<b>(3) Nico Brügger</b>			
1	35.039	+3.176	11:35:44.484
2	32.942	+1.079	11:36:17.426
3	32.485	+0.622	11:36:49.911
4	32.277	+0.414	11:37:22.188
5	32.236	+0.373	11:37:54.424
6	32.197	+0.334	11:38:26.621
7	32.131	+0.268	11:38:58.752
8	31.922	+0.059	11:39:30.674
9	32.107	+0.244	11:40:02.781
10	32.090	+0.227	11:40:34.871
11	32.418	+0.555	11:41:07.289
12	31.989	+0.126	11:41:39.278

Runde	Rundenzeit	Diff.	Tageszeit
13	31.942	+0.079	11:42:11.220
14	<b>31.863</b>		11:42:43.083
15	32.054	+0.191	11:43:15.137
16	32.186	+0.323	11:43:47.323
17	32.280	+0.417	11:44:19.603
18	32.001	+0.138	11:44:51.604
19	31.984	+0.121	11:45:23.588
20	32.000	+0.137	11:45:55.588
21	32.110	+0.247	11:46:27.698
22	32.146	+0.283	11:46:59.844
23	32.214	+0.351	11:47:32.058
24	32.107	+0.244	11:48:04.165

Runde	Rundenzeit	Diff.	Tageszeit
<b>(6) Louis Moser</b>			
1	36.425	+4.463	11:35:46.057
2	33.147	+1.185	11:36:19.204
3	33.663	+1.701	11:36:52.867
4	32.328	+0.366	11:37:25.195
5	32.138	+0.176	11:37:57.333
6	<b>31.962</b>		11:38:29.295
7	32.449	+0.487	11:39:01.744
8	32.899	+0.937	11:39:34.643
9	32.029	+0.067	11:40:06.672
10	32.230	+0.268	11:40:38.902
11	32.047	+0.085	11:41:10.949
12	32.076	+0.114	11:41:43.025
13	31.994	+0.032	11:42:15.019
14	32.344	+0.382	11:42:47.363
15	32.217	+0.255	11:43:19.580
16	32.229	+0.267	11:43:51.809
17	32.152	+0.190	11:44:23.961
18	32.331	+0.369	11:44:56.292
19	31.999	+0.037	11:45:28.291
20	32.300	+0.338	11:46:00.591
21	32.906	+0.944	11:46:33.497
22	32.181	+0.219	11:47:05.678
23	32.230	+0.268	11:47:37.908
24	32.421	+0.459	11:48:10.329

Runde	Rundenzeit	Diff.	Tageszeit
<b>(31) Dominik Siegenthaler</b>			
1	35.776	+3.814	11:35:45.017
2	32.976	+1.014	11:36:17.993
3	34.420	+2.458	11:36:52.413
4	32.440	+0.478	11:37:24.853
5	32.167	+0.205	11:37:57.020
6	<b>31.962</b>		11:38:28.982
7	32.826	+0.864	11:39:01.808
8	32.301	+0.339	11:39:34.109
9	32.204	+0.242	11:40:06.313
10	32.076	+0.114	11:40:38.389
11	32.166	+0.204	11:41:10.555
12	32.041	+0.079	11:41:42.596
13	32.065	+0.103	11:42:14.661
14	32.772	+0.810	11:42:47.433
15	32.250	+0.288	11:43:19.683
16	32.210	+0.248	11:43:51.893
17	32.138	+0.176	11:44:24.031
18	32.339	+0.377	11:44:56.370
19	32.132	+0.170	11:45:28.502
20	32.216	+0.254	11:46:00.718
21	32.396	+0.434	11:46:33.114
22	32.159	+0.197	11:47:05.273
23	32.326	+0.364	11:47:37.599
24	32.958	+0.996	11:48:10.557

Runde	Rundenzeit	Diff.	Tageszeit
<b>(46) Ramona Jetzer</b>			

Runde	Rundenzeit	Diff.	Tageszeit
1	44.017	+12.205	11:35:53.343
2	33.557	+1.745	11:36:26.900
3	33.272	+1.460	11:37:00.172
4	32.767	+0.955	11:37:32.939
5	32.089	+0.277	11:38:05.028
6	32.399	+0.587	11:38:37.427
7	31.960	+0.148	11:39:09.387
8	31.818	+0.006	11:39:41.205
9	32.164	+0.352	11:40:13.369
10	32.184	+0.372	11:40:45.553
11	32.979	+1.167	11:41:18.532
12	32.032	+0.220	11:41:50.564
13	32.203	+0.391	11:42:22.767
14	31.871	+0.059	11:42:54.638
15	<b>31.812</b>		11:43:26.450
16	31.830	+0.018	11:43:58.280
17	31.860	+0.048	11:44:30.140
18	31.906	+0.094	11:45:02.046
19	31.993	+0.181	11:45:34.039
20	31.948	+0.136	11:46:05.987
21	32.249	+0.437	11:46:38.236
22	32.141	+0.329	11:47:10.377
23	32.051	+0.239	11:47:42.428
24	32.169	+0.357	11:48:14.597

Runde	Rundenzeit	Diff.	Tageszeit
<b>(69) Alberto Aran</b>			
1	38.528	+6.455	11:35:48.382
2	33.058	+0.985	11:36:21.440
3	32.710	+0.637	11:36:54.150
4	32.715	+0.642	11:37:26.865
5	32.503	+0.430	11:37:59.368
6	33.777	+1.704	11:38:33.145
7	32.373	+0.300	11:39:05.518
8	32.197	+0.124	11:39:37.715
9	32.651	+0.578	11:40:10.366
10	32.207	+0.134	11:40:42.573
11	32.312	+0.239	11:41:14.885
12	<b>32.073</b>		11:41:46.958
13	32.171	+0.098	11:42:19.129
14	32.201	+0.128	11:42:51.330
15	32.252	+0.179	11:43:23.582
16	32.390	+0.317	11:43:55.972
17	32.176	+0.103	11:44:28.148
18	32.350	+0.277	11:45:00.498
19	32.284	+0.211	11:45:32.782
20	32.405	+0.332	11:46:05.187
21	32.504	+0.431	11:46:37.691
22	32.293	+0.220	11:47:09.984
23	32.139	+0.066	11:47:42.123
24	32.724	+0.651	11:48:14.847

Runde	Rundenzeit	Diff.	Tageszeit
<b>(1) Max Altenheimer</b>			
1	36.037	+4.301	11:35:45.170
2	33.231	+1.495	11:36:18.401
3	33.616	+1.880	11:36:52.017
4	32.184	+0.448	11:37:24.201
5	31.982	+0.246	11:37:56.183
6	31.855	+0.119	11:38:28.038
7	31.820	+0.084	11:38:59.858
8	31.760	+0.024	11:39:31.618
9	31.798	+0.062	11:40:03.416
10	<b>31.736</b>		11:40:35.152
11	44.407	+12.671	11:41:19.559
12	32.123	+0.387	11:41:51.682
13	32.030	+0.294	11:42:23.712
14	31.849	+0.113	11:42:55.561



# Schweizer Kart Meisterschaft 2013

X30 Challenge

Biesheim 0,742 Km

Heat 2 B-C

2013-04-21 12:20

Rennen (24 Runden) gestartet um 11:35:09

Runde	Rundenzeit	Diff.	Tageszeit
15	31.948	+0.212	11:43:27.509
16	31.804	+0.068	11:43:59.313
17	31.743	+0.007	11:44:31.056
18	31.856	+0.120	11:45:02.912
19	31.852	+0.116	11:45:34.764
20	31.808	+0.072	11:46:06.572
21	31.912	+0.176	11:46:38.484
22	32.131	+0.395	11:47:10.615
23	32.243	+0.507	11:47:42.858
24	32.057	+0.321	11:48:14.915

(5) Fabienne Wohlwend

Runde	Rundenzeit	Diff.	Tageszeit
1	39.025	+6.807	11:35:48.724
2	33.813	+1.595	11:36:22.537
3	32.796	+0.578	11:36:55.333
4	32.515	+0.297	11:37:27.848
5	32.427	+0.209	11:38:00.275
6	32.590	+0.372	11:38:32.865
7	32.360	+0.142	11:39:05.225
8	32.320	+0.102	11:39:37.545
9	32.955	+0.737	11:40:10.500
10	32.323	+0.105	11:40:42.823
11	32.369	+0.151	11:41:15.192
12	32.241	+0.023	11:41:47.433
13	32.246	+0.028	11:42:19.679
14	32.246	+0.028	11:42:51.925
15	32.300	+0.082	11:43:24.225
16	32.261	+0.043	11:43:56.486
17	<b>32.218</b>		11:44:28.704
18	32.281	+0.063	11:45:00.985
19	32.221	+0.003	11:45:33.206
20	32.305	+0.087	11:46:05.511
21	32.443	+0.225	11:46:37.954
22	32.566	+0.348	11:47:10.520
23	32.604	+0.386	11:47:43.124
24	32.314	+0.096	11:48:15.438

(50) Franco Citino

Runde	Rundenzeit	Diff.	Tageszeit
1	39.061	+6.965	11:35:48.650
2	34.234	+2.138	11:36:22.884
3	33.598	+1.502	11:36:56.482
4	32.489	+0.393	11:37:28.971
5	32.319	+0.223	11:38:01.290
6	33.270	+1.174	11:38:34.560
7	32.554	+0.458	11:39:07.114
8	32.415	+0.319	11:39:39.529
9	32.590	+0.494	11:40:12.119
10	32.355	+0.259	11:40:44.474
11	33.418	+1.322	11:41:17.892
12	32.503	+0.407	11:41:50.395
13	32.702	+0.606	11:42:23.097
14	32.210	+0.114	11:42:55.307
15	32.569	+0.473	11:43:27.876
16	32.250	+0.154	11:44:00.126
17	<b>32.096</b>		11:44:32.222
18	32.214	+0.118	11:45:04.436
19	32.193	+0.097	11:45:36.629
20	32.243	+0.147	11:46:08.872
21	32.268	+0.172	11:46:41.140
22	32.186	+0.090	11:47:13.326
23	32.397	+0.301	11:47:45.723
24	32.399	+0.303	11:48:18.122

(99) Michel Biffiger

Runde	Rundenzeit	Diff.	Tageszeit
1	43.759	+11.628	11:35:53.520
2	33.128	+0.997	11:36:26.648

Runde	Rundenzeit	Diff.	Tageszeit
3	33.413	+1.282	11:37:00.061
4	33.208	+1.077	11:37:33.269
5	32.463	+0.332	11:38:05.732
6	32.312	+0.181	11:38:38.044
7	32.330	+0.199	11:39:10.374
8	32.347	+0.216	11:39:42.721
9	32.378	+0.247	11:40:15.099
10	32.426	+0.295	11:40:47.525
11	32.359	+0.228	11:41:19.884
12	32.313	+0.182	11:41:52.197
13	32.532	+0.401	11:42:24.729
14	32.579	+0.448	11:42:57.308
15	32.244	+0.113	11:43:29.552
16	32.197	+0.066	11:44:01.749
17	32.232	+0.101	11:44:33.981
18	32.173	+0.042	11:45:06.154
19	32.246	+0.115	11:45:38.400
20	32.221	+0.090	11:46:10.621
21	32.305	+0.174	11:46:42.926
22	32.202	+0.071	11:47:15.128
23	<b>32.131</b>		11:47:47.259
24	32.156	+0.025	11:48:19.415

(64) Flavio Kempf

Runde	Rundenzeit	Diff.	Tageszeit
1	37.076	+4.840	11:35:47.407
2	33.520	+1.284	11:36:20.927
3	33.019	+0.783	11:36:53.946
4	33.366	+1.130	11:37:27.312
5	32.860	+0.624	11:38:00.172
6	33.993	+1.757	11:38:34.165
7	32.724	+0.488	11:39:06.889
8	32.482	+0.246	11:39:39.371
9	33.615	+1.379	11:40:12.986
10	32.850	+0.614	11:40:45.836
11	33.253	+1.017	11:41:19.089
12	32.487	+0.251	11:41:51.576
13	33.026	+0.790	11:42:24.602
14	33.104	+0.868	11:42:57.706
15	32.364	+0.128	11:43:30.070
16	32.487	+0.251	11:44:02.557
17	32.361	+0.125	11:44:34.918
18	32.296	+0.060	11:45:07.214
19	32.298	+0.062	11:45:39.512
20	<b>32.236</b>		11:46:11.748
21	32.289	+0.053	11:46:44.037
22	32.383	+0.147	11:47:16.420
23	32.364	+0.128	11:47:48.784
24	32.384	+0.148	11:48:21.168

(33) Yannic Walther

Runde	Rundenzeit	Diff.	Tageszeit
1	36.604	+4.246	11:35:46.923
2	33.545	+1.187	11:36:20.468
3	33.136	+0.778	11:36:53.604
4	32.825	+0.467	11:37:26.429
5	32.732	+0.374	11:37:59.161
6	35.305	+2.947	11:38:34.466
7	33.067	+0.709	11:39:07.533
8	32.534	+0.176	11:39:40.067
9	32.791	+0.433	11:40:12.858
10	32.398	+0.040	11:40:45.256
11	39.515	+7.157	11:41:24.771
12	32.653	+0.295	11:41:57.424
13	32.884	+0.526	11:42:30.308
14	32.619	+0.261	11:43:02.927
15	32.425	+0.067	11:43:35.352
16	32.489	+0.131	11:44:07.841

Runde	Rundenzeit	Diff.	Tageszeit
17	<b>32.358</b>		11:44:40.199
18	32.576	+0.218	11:45:12.775
19	32.483	+0.125	11:45:45.258
20	32.518	+0.160	11:46:17.776
21	32.545	+0.187	11:46:50.321
22	32.557	+0.199	11:47:22.878
23	32.370	+0.012	11:47:55.248
24	32.447	+0.089	11:48:27.695

(55) Mathias Rügsegger

Runde	Rundenzeit	Diff.	Tageszeit
1	39.220	+6.864	11:35:48.857
2	34.128	+1.772	11:36:22.985
3	32.985	+0.629	11:36:55.970
4	32.368	+0.012	11:37:28.338
5	<b>32.356</b>		11:38:00.694
6	42.016	+9.660	11:38:42.710
7	32.904	+0.548	11:39:15.614
8	33.168	+0.812	11:39:48.782



lista office

LO



## Schweizer Kart Meisterschaft 2013

X30 Challenge

Biesheim 0,742 Km

Heat 3 A-B

2013-04-21 13:45

Rennen (24 Runden) gestartet um 13:45:05

Pos.	Nr.	Name	Fabrikat	Bewerber	Gesamtzeit	Rnd.	Diff.	Beste Zeit	Ø km/h	Pkt.
1	39	Pascal Von Allmen	Sodi Futura S2/lame X30	Berner Kart Racing Klub	12:49.860	24		31.826	83,273	0
2	22	Samuel Satteli	Tony Kart/lame X30	-	12:51.049	24	1.189	31.844	83,145	2
3	9	Raphael Wohlwend	Tony Kart/lame X30	Lugano Kart Team	12:53.363	24	3.503	31.806	82,896	3
4	17	Vincenzo Alvaro	Swiss Hutless/lame X30	Swiss Hutless Karts	12:54.661	24	4.801	31.791	82,757	4
5	30	Biagio Mancina	PCR/lame X30	Scuderia PCR	12:54.997	24	5.137	31.867	82,721	5
6	21	Patrick Näscher	Tony Kart/lame X30	Kart Club Lichtenstein	12:58.148	24	8.288	32.065	82,386	6
7	88	Marylin Niederhauser	Tony Kart/lame X30	Berner Kart Racing Club	12:58.468	24	8.608	31.973	82,353	7
8	5	Fabienne Wohlwend	Zanardi/lame X30	Lugano Kart Team	13:00.714	24	10.854	32.128	82,116	8
9	7	Fabian Hochstrasser	Birel/lame X30	Max Busslinger Motorsport	13:03.429	24	13.569	32.243	81,831	9
10	31	Dominik Siegenthaler	PCR/lame X30	-	13:05.178	24	15.318	31.962	81,649	10
11	11	Loris Zoia	PCR/lame X30	Scuderia PCR Swiss	13:09.279	24	19.419	32.114	81,225	11
12	33	Yannic Walther	Exprit/lame X30	-	13:11.624	24	21.764	32.270	80,984	12
13	1	Max Altenheimer	Mach1/lame X30	Kartteam Meier	13:16.650	24	26.790	31.923	80,473	13
14	99	Michel Biffiger	Birel/lame X30	Spirit Racing	13:17.498	24	27.638	32.322	80,387	14
15	91	Alessandro Felber	Tony Kart/lame X30	Kart Club Thun Oberland	7:09.887	13	11 Runden	32.093	80,778	15
16	28	Yannic Perren	Mad/lame X30	Kart Club Thun Oberland	6:06.224	11	13 Runden	32.160	80,233	16
17	50	Franco Citino	Praga/lame X30	Berner Kart Racing Klub	2:10.725	3	21 Runden	34.244	61,301	17

## Bemerkungen

Gestartet: 17 Gewertet: 17 Nicht gewertet: 0

Ergebnis vorbehaltlich technischer und sportlicher Nachuntersuchungen

Vorsprung	Ø km/h	Beste Rundenzeit	km/h	Beste Runde von
1.189	83,273	31.791	84,024	17 - Vincenzo Alvaro

Official Timing [www.motorsport-events.se](http://www.motorsport-events.se) / [www.rgmmc.com](http://www.rgmmc.com)

Orbits

Timekeeping Meik Wagner:

Rennleiter Paul Egli:

[www.mylaps.com](http://www.mylaps.com)

Sportkommissar Alain Tissot:

Rennbüro:

Lizensiert für Motorsport Events

Gedruckt: 2013-04-21 14:00:37



lista office



## Schweizer Kart Meisterschaft 2013

X30 Challenge

Biesheim 0,742 Km

Heat 3 A-B

2013-04-21 13:45

Rennen (24 Runden) gestartet um 13:45:05

Runde	Rundenzeit	Diff.	Tageszeit
<b>(39) Pascal Von Allmen</b>			
1	34.112	+2.286	13:45:39.146
2	32.535	+0.709	13:46:11.681
3	32.178	+0.352	13:46:43.859
4	32.051	+0.225	13:47:15.910
5	32.025	+0.199	13:47:47.935
6	31.903	+0.077	13:48:19.838
7	32.012	+0.186	13:48:51.850
8	31.868	+0.042	13:49:23.718
9	31.889	+0.063	13:49:55.607
10	<b>31.826</b>		13:50:27.433
11	31.962	+0.136	13:50:59.395
12	31.893	+0.067	13:51:31.288
13	31.959	+0.133	13:52:03.247
14	31.954	+0.128	13:52:35.201
15	31.864	+0.038	13:53:07.065
16	31.899	+0.073	13:53:38.964
17	31.969	+0.143	13:54:10.933
18	31.977	+0.151	13:54:42.910
19	31.901	+0.075	13:55:14.811
20	32.018	+0.192	13:55:46.829
21	31.972	+0.146	13:56:18.801
22	32.011	+0.185	13:56:50.812
23	32.035	+0.209	13:57:22.847
24	32.047	+0.221	13:57:54.894

Runde	Rundenzeit	Diff.	Tageszeit
<b>(22) Samuel Sätteli</b>			
1	34.752	+2.908	13:45:39.996
2	32.611	+0.767	13:46:12.607
3	32.301	+0.457	13:46:44.908
4	32.198	+0.354	13:47:17.106
5	32.205	+0.361	13:47:49.311
6	32.186	+0.342	13:48:21.497
7	31.916	+0.072	13:48:53.413
8	31.890	+0.046	13:49:25.303
9	31.879	+0.035	13:49:57.182
10	31.890	+0.046	13:50:29.072
11	31.941	+0.097	13:51:01.013
12	31.857	+0.013	13:51:32.870
13	31.934	+0.090	13:52:04.804
14	31.990	+0.146	13:52:36.794
15	31.898	+0.054	13:53:08.692
16	31.857	+0.013	13:53:40.549
17	31.922	+0.078	13:54:12.471
18	31.969	+0.125	13:54:44.440
19	<b>31.844</b>		13:55:16.284
20	31.901	+0.057	13:55:48.185
21	31.952	+0.108	13:56:20.137
22	32.034	+0.190	13:56:52.171
23	31.959	+0.115	13:57:24.130
24	31.953	+0.109	13:57:56.083

Runde	Rundenzeit	Diff.	Tageszeit
<b>(9) Raphael Wohlwend</b>			
1	35.171	+3.365	13:45:40.590
2	32.413	+0.607	13:46:13.003
3	32.497	+0.691	13:46:45.500
4	31.974	+0.168	13:47:17.474
5	32.229	+0.423	13:47:49.703
6	32.109	+0.303	13:48:21.812
7	32.223	+0.417	13:48:54.035
8	32.050	+0.244	13:49:26.085
9	31.887	+0.081	13:49:57.972
10	31.879	+0.073	13:50:29.851
11	31.878	+0.072	13:51:01.729
12	31.850	+0.044	13:51:33.579

Runde	Rundenzeit	Diff.	Tageszeit
13	31.848	+0.042	13:52:05.427
14	31.852	+0.046	13:52:37.279
15	31.861	+0.055	13:53:09.140
16	<b>31.806</b>		13:53:40.946
17	32.046	+0.240	13:54:12.992
18	32.675	+0.869	13:54:45.667
19	32.300	+0.494	13:55:17.967
20	32.260	+0.454	13:55:50.227
21	32.065	+0.259	13:56:22.292
22	31.941	+0.135	13:56:54.233
23	32.098	+0.292	13:57:26.331
24	32.066	+0.260	13:57:58.397

Runde	Rundenzeit	Diff.	Tageszeit
<b>(17) Vincenzo Alvaro</b>			
1	36.653	+4.862	13:45:41.732
2	32.776	+0.985	13:46:14.508
3	32.230	+0.439	13:46:46.738
4	32.059	+0.268	13:47:18.797
5	32.125	+0.334	13:47:50.922
6	32.000	+0.209	13:48:22.922
7	32.017	+0.226	13:48:54.939
8	31.826	+0.035	13:49:26.765
9	32.173	+0.382	13:49:58.938
10	<b>31.791</b>		13:50:30.729
11	32.108	+0.317	13:51:02.837
12	32.154	+0.363	13:51:34.991
13	32.001	+0.210	13:52:06.992
14	32.618	+0.827	13:52:39.610
15	32.103	+0.312	13:53:11.713
16	32.036	+0.245	13:53:43.749
17	32.007	+0.216	13:54:15.756
18	31.950	+0.159	13:54:47.706
19	32.029	+0.238	13:55:19.735
20	32.003	+0.212	13:55:51.738
21	31.957	+0.166	13:56:23.695
22	31.939	+0.148	13:56:55.634
23	31.938	+0.147	13:57:27.572
24	32.123	+0.332	13:57:59.695

Runde	Rundenzeit	Diff.	Tageszeit
<b>(30) Biagio Mancina</b>			
1	34.875	+3.008	13:45:40.217
2	32.664	+0.797	13:46:12.881
3	32.753	+0.886	13:46:45.634
4	32.338	+0.471	13:47:17.972
5	32.085	+0.218	13:47:50.057
6	32.088	+0.221	13:48:22.145
7	32.171	+0.304	13:48:54.316
8	32.215	+0.348	13:49:26.531
9	32.066	+0.199	13:49:58.597
10	<b>31.867</b>		13:50:30.464
11	32.253	+0.386	13:51:02.717
12	32.481	+0.614	13:51:35.198
13	32.085	+0.218	13:52:07.283
14	32.625	+0.758	13:52:39.908
15	32.066	+0.199	13:53:11.974
16	32.083	+0.216	13:53:44.057
17	32.050	+0.183	13:54:16.107
18	32.007	+0.140	13:54:48.114
19	31.949	+0.082	13:55:20.063
20	31.985	+0.118	13:55:52.048
21	31.961	+0.094	13:56:24.009
22	32.070	+0.203	13:56:56.079
23	31.986	+0.119	13:57:28.065
24	31.966	+0.099	13:58:00.031

Runde	Rundenzeit	Diff.	Tageszeit
<b>(21) Patrick Näscher</b>			

Runde	Rundenzeit	Diff.	Tageszeit
1	34.268	+2.203	13:45:39.379
2	32.900	+0.835	13:46:12.279
3	32.434	+0.369	13:46:44.713
4	32.122	+0.057	13:47:16.835
5	32.277	+0.212	13:47:49.112
6	32.517	+0.452	13:48:21.629
7	32.512	+0.447	13:48:54.141
8	32.191	+0.126	13:49:26.332
9	33.285	+1.220	13:49:59.617
10	32.136	+0.071	13:50:31.753
11	32.089	+0.024	13:51:03.842
12	32.109	+0.044	13:51:35.951
13	32.141	+0.076	13:52:08.092
14	<b>32.065</b>		13:52:40.157
15	32.138	+0.073	13:53:12.295
16	32.101	+0.036	13:53:44.396
17	32.120	+0.055	13:54:16.516
18	32.279	+0.214	13:54:48.795
19	32.576	+0.511	13:55:21.371
20	32.325	+0.260	13:55:53.696
21	32.653	+0.588	13:56:26.349
22	32.305	+0.240	13:56:58.654
23	32.205	+0.140	13:57:30.859
24	32.323	+0.258	13:58:03.182

Runde	Rundenzeit	Diff.	Tageszeit
<b>(88) Marylin Niederhauser</b>			
1	36.378	+4.405	13:45:42.012
2	32.718	+0.745	13:46:14.730
3	32.541	+0.568	13:46:47.271
4	32.313	+0.340	13:47:19.584
5	32.244	+0.271	13:47:51.828
6	32.238	+0.265	13:48:24.066
7	32.204	+0.231	13:48:56.270
8	32.045	+0.072	13:49:28.315
9	32.179	+0.206	13:50:00.494
10	<b>31.973</b>		13:50:32.467
11	31.993	+0.020	13:51:04.460
12	31.981	+0.008	13:51:36.441
13	32.183	+0.210	13:52:08.624
14	32.094	+0.121	13:52:40.718
15	32.055	+0.082	13:53:12.773
16	32.071	+0.098	13:53:44.844
17	32.042	+0.069	13:54:16.886
18	32.136	+0.163	13:54:49.022
19	32.131	+0.158	13:55:21.153
20	32.491	+0.518	13:55:53.644
21	32.953	+0.980	13:56:26.597
22	32.433	+0.460	13:56:59.030
23	32.280	+0.307	13:57:31.310
24	32.192	+0.219	13:58:03.502

Runde	Rundenzeit	Diff.	Tageszeit
<b>(5) Fabienne Wohlwend</b>			
1	35.182	+3.054	13:45:40.795
2	32.971	+0.843	13:46:13.766
3	32.694	+0.566	13:46:46.460
4	32.695	+0.567	13:47:19.155
5	32.353	+0.225	13:47:51.508
6	32.423	+0.295	13:48:23.931
7	32.657	+0.529	13:48:56.588
8	<b>32.128</b>		13:49:28.716
9	32.148	+0.020	13:50:00.864
10	32.170	+0.042	13:50:33.034
11	32.154	+0.026	13:51:05.188
12	32.231	+0.103	13:51:37.419
13	32.451	+0.323	13:52:09.870
14	32.147	+0.019	13:52:42.017





lista office



# Schweizer Kart Meisterschaft 2013

X30 Challenge

Biesheim 0,742 Km

Heat 3 A-B

2013-04-21 13:45

Rennen (24 Runden) gestartet um 13:45:05

Runde	Rundenzeit	Diff.	Tageszeit
15	32.369	+0.241	13:53:14.386
16	32.283	+0.155	13:53:46.669
17	32.339	+0.211	13:54:19.008
18	32.431	+0.303	13:54:51.439
19	32.355	+0.227	13:55:23.794
20	32.341	+0.213	13:55:56.135
21	32.413	+0.285	13:56:28.548
22	32.324	+0.196	13:57:00.872
23	32.400	+0.272	13:57:33.272
24	32.476	+0.348	13:58:05.748

(7) Fabian Hochstrasser

1	36.262	+4.019	13:45:42.136
2	33.136	+0.893	13:46:15.272
3	32.704	+0.461	13:46:47.976
4	32.474	+0.231	13:47:20.450
5	32.755	+0.512	13:47:53.205
6	32.348	+0.105	13:48:25.553
7	32.370	+0.127	13:48:57.923
8	32.305	+0.062	13:49:30.228
9	<b>32.243</b>		13:50:02.471
10	32.314	+0.071	13:50:34.785
11	32.402	+0.159	13:51:07.187
12	32.395	+0.152	13:51:39.582
13	32.385	+0.142	13:52:11.967
14	32.314	+0.071	13:52:44.281
15	32.260	+0.017	13:53:16.541
16	32.323	+0.080	13:53:48.864
17	32.343	+0.100	13:54:21.207
18	32.390	+0.147	13:54:53.597
19	32.461	+0.218	13:55:26.058
20	32.388	+0.145	13:55:58.446
21	32.505	+0.262	13:56:30.951
22	32.509	+0.266	13:57:03.460
23	32.540	+0.297	13:57:36.000
24	32.463	+0.220	13:58:08.463

(31) Dominik Siegenthaler

1	43.014	+11.052	13:45:48.298
2	32.922	+0.960	13:46:21.220
3	32.719	+0.757	13:46:53.939
4	32.316	+0.354	13:47:26.255
5	32.481	+0.519	13:47:58.736
6	32.299	+0.337	13:48:31.035
7	32.006	+0.044	13:49:03.041
8	32.100	+0.138	13:49:35.141
9	32.012	+0.050	13:50:07.153
10	32.098	+0.136	13:50:39.251
11	32.121	+0.159	13:51:11.372
12	32.400	+0.438	13:51:43.772
13	<b>31.962</b>		13:52:15.734
14	32.087	+0.125	13:52:47.821
15	32.335	+0.373	13:53:20.156
16	32.008	+0.046	13:53:52.164
17	32.353	+0.391	13:54:24.517
18	32.329	+0.367	13:54:56.846
19	32.297	+0.335	13:55:29.143
20	32.211	+0.249	13:56:01.354
21	32.244	+0.282	13:56:33.598
22	32.154	+0.192	13:57:05.752
23	32.177	+0.215	13:57:37.929
24	32.283	+0.321	13:58:10.212

(11) Loris Zoia

1	39.994	+7.880	13:45:45.537
2	33.107	+0.993	13:46:18.644

Runde	Rundenzeit	Diff.	Tageszeit
3	33.716	+1.602	13:46:52.360
4	32.662	+0.548	13:47:25.022
5	32.622	+0.508	13:47:57.644
6	32.533	+0.419	13:48:30.177
7	32.308	+0.194	13:49:02.485
8	32.602	+0.488	13:49:35.087
9	32.701	+0.587	13:50:07.788
10	32.381	+0.267	13:50:40.169
11	<b>32.114</b>		13:51:12.283
12	32.403	+0.289	13:51:44.686
13	32.371	+0.257	13:52:17.057
14	32.437	+0.323	13:52:49.494
15	32.425	+0.311	13:53:21.919
16	32.428	+0.314	13:53:54.347
17	32.430	+0.316	13:54:26.777
18	32.612	+0.498	13:54:59.389
19	32.360	+0.246	13:55:31.749
20	32.603	+0.489	13:56:04.352
21	32.506	+0.392	13:56:36.858
22	32.520	+0.406	13:57:09.378
23	32.435	+0.321	13:57:41.813
24	32.500	+0.386	13:58:14.313

(33) Yannic Walther

1	36.847	+4.577	13:45:42.913
2	34.031	+1.761	13:46:16.944
3	35.863	+3.593	13:46:52.807
4	32.968	+0.698	13:47:25.775
5	32.800	+0.530	13:47:58.575
6	32.944	+0.674	13:48:31.519
7	<b>32.270</b>		13:49:03.789
8	32.442	+0.172	13:49:36.231
9	32.551	+0.281	13:50:08.782
10	32.400	+0.130	13:50:41.182
11	32.371	+0.101	13:51:13.553
12	32.573	+0.303	13:51:46.126
13	32.473	+0.203	13:52:18.599
14	32.361	+0.091	13:52:50.960
15	32.563	+0.293	13:53:23.523
16	32.527	+0.257	13:53:56.050
17	32.914	+0.644	13:54:28.964
18	32.623	+0.353	13:55:01.587
19	32.523	+0.253	13:55:34.110
20	32.534	+0.264	13:56:06.644
21	32.465	+0.195	13:56:39.109
22	32.548	+0.278	13:57:11.657
23	32.522	+0.252	13:57:44.179
24	32.479	+0.209	13:58:16.658

(1) Max Altenheimer

1	57.700	+25.777	13:46:02.890
2	32.733	+0.810	13:46:35.623
3	32.326	+0.403	13:47:07.949
4	32.338	+0.415	13:47:40.287
5	32.163	+0.240	13:48:12.450
6	32.105	+0.182	13:48:44.555
7	<b>31.923</b>		13:49:16.478
8	31.953	+0.030	13:49:48.431
9	32.002	+0.079	13:50:20.433
10	32.077	+0.154	13:50:52.510
11	32.153	+0.230	13:51:24.663
12	32.080	+0.157	13:51:56.743
13	32.031	+0.108	13:52:28.774
14	32.012	+0.089	13:53:00.786
15	32.006	+0.083	13:53:32.792
16	32.002	+0.079	13:54:04.794

Runde	Rundenzeit	Diff.	Tageszeit
17	31.962	+0.039	13:54:36.756
18	31.960	+0.037	13:55:08.716
19	31.940	+0.017	13:55:40.656
20	32.031	+0.108	13:56:12.687
21	32.163	+0.240	13:56:44.850
22	32.119	+0.196	13:57:16.969
23	32.030	+0.107	13:57:48.999
24	32.685	+0.762	13:58:21.684

(99) Michel Biffiger

1	36.994	+4.672	13:45:42.983
2	34.060	+1.738	13:46:17.043
3	42.648	+10.326	13:46:59.691
4	32.976	+0.654	13:47:32.667
5	32.703	+0.381	13:48:05.370
6	32.618	+0.296	13:48:37.988
7	32.462	+0.140	13:49:10.450
8	32.572	+0.250	13:49:43.022
9	32.463	+0.141	13:50:15.485
10	32.422	+0.100	13:50:47.907
11	32.358	+0.036	13:51:20.265
12	32.590	+0.268	13:51:52.855
13	32.551	+0.229	13:52:25.406
14	32.421	+0.099	13:52:57.827
15	32.495	+0.173	13:53:30.322
16	32.483	+0.161	13:54:02.805
17	32.419	+0.097	13:54:35.224
18	32.398	+0.076	13:55:07.622
19	32.498	+0.176	13:55:40.120
20	32.368	+0.046	13:56:12.488
21	32.854	+0.532	13:56:45.342
22	32.431	+0.109	13:57:17.773
23	<b>32.322</b>		13:57:50.095
24	32.437	+0.115	13:58:22.532

(91) Alessandro Felber

1	38.437	+6.344	13:45:43.800
2	33.734	+1.641	13:46:17.534
3	32.989	+0.896	13:46:50.523
4	32.570	+0.477	13:47:23.093
5	32.348	+0.255	13:47:55.441
6	32.471	+0.378	13:48:27.912
7	32.530	+0.437	13:49:00.442
8	32.387	+0.294	13:49:32.829
9	<b>32.093</b>		13:50:04.922
10	32.170	+0.077	13:50:37.092
11	32.251	+0.158	13:51:09.343
12	32.548	+0.455	13:51:41.891
13	33.030	+0.937	13:52:14.921

(28) Yannic Perren

1	37.636	+5.476	13:45:43.719
2	33.463	+1.303	13:46:17.182
3	33.683	+1.523	13:46:50.865
4	33.069	+0.909	13:47:23.934
5	32.552	+0.392	13:47:56.486
6	32.614	+0.454	13:48:29.100
7	<b>32.160</b>		13:49:01.260
8	32.410	+0.250	13:49:33.670
9	32.274	+0.114	13:50:05.944
10	32.659	+0.499	13:50:38.603
11	32.655	+0.495	13:51:11.258

(50) Franco Citino

1	1:00.953	+26.709	13:46:06.520
2	<b>34.244</b>		13:46:40.764



lista office **LO**



# Schweizer Kart Meisterschaft 2013

X30 Challenge

Biesheim 0,742 Km

Heat 3 A-B

2013-04-21 13:45

Rennen (24 Runden) gestartet um 13:45:05

Runde	Rundenzeit	Diff.	Tageszeit	Runde	Rundenzeit	Diff.	Tageszeit	Runde	Rundenzeit	Diff.	Tageszeit
3	34.995	+0.751	13:47:15.759								





lista office

**Schweizer Kart Meisterschaft 2013****Klasse: X30 Challenge Switzerland****Biesheim****Ranking nach Heats**

Pos.	Nr.	Vorname	Nachname	Nat./Ort	Fabrikat	Bewerber / Sponsor	QP	Pkt.	Diff.	A-C	B-C	A-B
1	<b>39</b>	Pascal	<b>Von Allmen</b>		Sodi Futura S2/larr	Berner Kart Racing Klub	1	<b>0</b>		0	--	0
2	<b>17</b>	Vincenzo	<b>Alvaro</b>		Swiss Hutless/lam	Swiss Hutless Karts	2	<b>4</b>	-4	--	0	4
3	<b>22</b>	Samuel	<b>Sätteli</b>		Tony Kart/lame X3	-	7	<b>6</b>	-6	4	--	2
4	<b>21</b>	Patrick	<b>Näscher</b>		Tony Kart/lame X3	Kart Club Lichtenstein	4	<b>8</b>	-8	2	--	6
5	<b>30</b>	Biagio	<b>Mancina</b>		PCR/lame X30	Scuderia PCR	10	<b>8</b>	-8	3	--	5
6	<b>3</b>	Nico	<b>Brügger</b>		PCR/lame X30	Scuderia PCR Swiss	9	<b>10</b>	-10	7	3	--
7	<b>6</b>	Louis	<b>Moser</b>		Birel/lame X30	Spirit Racing	12	<b>10</b>	-10	6	4	--
8	<b>35</b>	Yannick	<b>Klaey</b>		Birel/lame X30	Spirit Racing	3	<b>11</b>	-11	9	2	--
9	<b>46</b>	Ramona	<b>Jetzer</b>		Tony Kart/lame X3	-	6	<b>11</b>	-11	5	6	--
10	<b>31</b>	Dominik	<b>Siegenthaler</b>		PCR/lame X30	-	8	<b>15</b>	-15	--	5	10
11	<b>5</b>	Fabienne	<b>Wohlwend</b>		Zanardi/lame X30	Lugano Kart Team	17	<b>17</b>	-17	--	9	8
12	<b>7</b>	Fabian	<b>Hochstrasser</b>		Birel/lame X30	Max Busslinger Motorsport	22	<b>19</b>	-19	10	--	9
13	<b>9</b>	Raphael	<b>Wohlwend</b>		Tony Kart/lame X3	Lugano Kart Team	13	<b>20</b>	-20	17	--	3
14	<b>1</b>	Max	<b>Altenheimer</b>		Mach1/lame X30	Kartteam Meier	5	<b>21</b>	-21	--	8	13
15	<b>69</b>	Alberto	<b>Aran</b>		Swiss Hutless/lam	Speed Racing	18	<b>21</b>	-21	14	7	--
16	<b>55</b>	Mathias	<b>Rüegsegger</b>		MAD/lame X30	Kart Klub Thun Oberland	15	<b>22</b>	-22	8	14	--
17	<b>88</b>	Marylin	<b>Niederhauser</b>		Tony Kart/lame X3	Berner Kart Racing Club	19	<b>23</b>	-23	16	--	7
18	<b>99</b>	Michel	<b>Biffiger</b>		Birel/lame X30	Spirit Racing	20	<b>25</b>	-25	--	11	14
19	<b>33</b>	Yannic	<b>Walther</b>		Exprit/lame X30	-	23	<b>25</b>	-25	--	13	12
20	<b>64</b>	Flavio	<b>Kempf</b>		Tony Kart/lame X3	-	24	<b>25</b>	-25	13	12	--
21	<b>11</b>	Loris	<b>Zoia</b>		PCR/lame X30	Scuderia PCR Swiss	16	<b>26</b>	-26	15	--	11
22	<b>50</b>	Franco	<b>Citino</b>		Praga/lame X30	Berner Kart Racing Klub	14	<b>27</b>	-27	--	10	17
23	<b>42</b>	Markus	<b>Engeli</b>		-/lame X30	-	21	<b>27</b>	-27	11	16	--
24	<b>28</b>	Yannic	<b>Perren</b>		Mad/lame X30	Kart Club Thun Oberland	25	<b>28</b>	-28	12	--	16
25	<b>91</b>	Alessandro	<b>Felber</b>		Tony Kart/lame X3	Kart Club Thun Oberland	11	<b>30</b>	-30	--	15	15

Platz 1-18 qualifiziert für das Finale

**Bemerkungen**

Ergebnisse vorbehaltlich der technischen und sportlichen Nachuntersuchung

Rennleiter Paul Egli:

Rennbüro :

Sportkommissar Alain Tissot:

Zeitnahme Meik Wagner:

Printed: 2013-04-21 14:05

Aushang: h



lista office



# Schweizer Kart Meisterschaft 2013

X30 Challenge

Biesheim 0,742 Km


Hoffnungslauf

2013-04-21 14:50

Rennen (10 Runden)

4	91 Alessandro Felber
	7
3	42 Markus Engeli
	5
2	11 Loris Zoia
	3
1	33 Yannic Walther
	POLE POSITION 1

28 Yannic Perren
6
50 Franco Citino
4
64 Flavio Kempf
2





# Schweizer Kart Meisterschaft 2013

X30 Challenge

Biesheim 0,742 Km

Hoffnungslauf

2013-04-21 14:50

Rennen (10 Runden) gestartet um 14:37:06

Pos.	Nr.	Name	Fabrikat	Bewerber	Gesamtzeit	Rnd.	Diff.	Beste Zeit	Ø km/h	Pkt.
1	64	Flavio Kempf	Tony Kart/lame X30	-	5:30.862	10		32.414	80,735	0
2	33	Yannic Walther	Exprit/lame X30	-	5:32.062	10	1.200	32.510	80,443	0
3	91	Alessandro Felber	Tony Kart/lame X30	Kart Club Thun Oberland	5:33.260	10	2.398	32.316	80,154	0
4	28	Yannic Perren	Mad/lame X30	Kart Club Thun Oberland	5:33.681	10	2.819	32.624	80,053	0
5	50	Franco Citino	Praga/lame X30	Berner Kart Racing Klub	5:36.476	10	5.614	32.748	79,388	0
6	11	Loris Zoia	PCR/lame X30	Scuderia PCR Swiss	0.118	10 Runden			-	0
Nicht Klassifiziert										
DNS	42	Markus Engeli	-/lame X30	-			DNS		-	0

## Bemerkungen

Ergebnis vorbehaltlich technischer und sportlicher Nachuntersuchungen

Gestartet: 6 Gewertet: 6 Nicht gewertet: 0

Vorsprung	Ø km/h	Beste Rundenzeit	km/h	Beste Runde von
1.200	80,735	32.316	82,659	91 - Alessandro Felber

Official Timing [www.motorsport-events.se](http://www.motorsport-events.se) / [www.rgmmc.com](http://www.rgmmc.com)

Orbits

Timekeeping Meik Wagner:

Rennleiter Paul Egli:

[www.mylaps.com](http://www.mylaps.com)

Sportkommissar Alain Tissot:

Rennbüro:

Lizensiert für Motorsport Events

Gedruckt: 2013-04-21 14:44:47



# Schweizer Kart Meisterschaft 2013

X30 Challenge

Biesheim 0,742 Km

Hoffnungslauf

2013-04-21 14:50

Rennen (10 Runden) gestartet um 14:37:06

Runde	Rundenzeit	Diff.	Tageszeit	Runde	Rundenzeit	Diff.	Tageszeit	Runde	Rundenzeit	Diff.	Tageszeit
<b>(64) Flavio Kempf</b>											
1	35.234	+2.820	14:37:42.116								
2	33.672	+1.258	14:38:15.788								
3	33.100	+0.686	14:38:48.888								
4	32.892	+0.478	14:39:21.780								
5	33.092	+0.678	14:39:54.872								
6	32.808	+0.394	14:40:27.680								
7	32.549	+0.135	14:41:00.229								
8	<b>32.414</b>		14:41:32.643								
9	32.516	+0.102	14:42:05.159								
10	32.585	+0.171	14:42:37.744								
<b>(33) Yannic Walther</b>											
1	34.899	+2.389	14:37:41.787								
2	33.545	+1.035	14:38:15.332								
3	33.266	+0.756	14:38:48.598								
4	32.996	+0.486	14:39:21.594								
5	33.027	+0.517	14:39:54.621								
6	33.243	+0.733	14:40:27.864								
7	33.284	+0.774	14:41:01.148								
8	32.716	+0.206	14:41:33.864								
9	<b>32.510</b>		14:42:06.374								
10	32.570	+0.060	14:42:38.944								
<b>(91) Alessandro Felber</b>											
1	35.508	+3.192	14:37:42.738								
2	33.114	+0.798	14:38:15.852								
3	34.433	+2.117	14:38:50.285								
4	32.957	+0.641	14:39:23.242								
5	32.802	+0.486	14:39:56.044								
6	32.363	+0.047	14:40:28.407								
7	34.369	+2.053	14:41:02.776								
8	<b>32.316</b>		14:41:35.092								
9	32.443	+0.127	14:42:07.535								
10	32.607	+0.291	14:42:40.142								
<b>(28) Yannic Perren</b>											
1	35.801	+3.177	14:37:43.037								
2	33.829	+1.205	14:38:16.866								
3	33.746	+1.122	14:38:50.612								
4	33.246	+0.622	14:39:23.858								
5	32.912	+0.288	14:39:56.770								
6	32.816	+0.192	14:40:29.586								
7	<b>32.624</b>		14:41:02.210								
8	32.714	+0.090	14:41:34.924								
9	32.788	+0.164	14:42:07.712								
10	32.851	+0.227	14:42:40.563								
<b>(50) Franco Citino</b>											
1	36.083	+3.335	14:37:43.167								
2	32.894	+0.146	14:38:16.061								
3	34.372	+1.624	14:38:50.433								
4	<b>32.748</b>		14:39:23.181								
5	33.345	+0.597	14:39:56.526								
6	33.654	+0.906	14:40:30.180								
7	33.301	+0.553	14:41:03.481								
8	33.007	+0.259	14:41:36.488								
9	33.516	+0.768	14:42:10.004								
10	33.354	+0.606	14:42:43.358								



lista office



# Schweizer Kart Meisterschaft 2013

X30 Challenge

Biesheim 0,742 Km

Finallauf

2013-04-21 16:30

Rennen (28 Runden)

12	50 Franco Citino	11 Loris Zoia
	23	24
11	91 Alessandro Felber	28 Yannic Perren
	21	22
10	64 Flavio Kempf	33 Yannic Walther
	19	20
9	88 Marylin Niederhauser	99 Michel Biffiger
	17	18
8	69 Alberto Aran	55 Mathias Rügsegger
	15	16
7	9 Raphael Wohlwend	1 Max Altenheimer
	13	14
6	5 Fabienne Wohlwend	7 Fabian Hochstrasser
	11	12
5	46 Ramona Jetzer	31 Dominik Siegenthaler
	9	10
4	6 Louis Moser	35 Yannick Klaey
	7	8
3	30 Biagio Mancina	3 Nico Brügger
	5	6
2	22 Samuel Sätteli	21 Patrick Näscher
	3	4
1	39 Pascal Von Allmen	17 Vincenzo Alvaro
	POLE POSITION 1	2





lista office



## Schweizer Kart Meisterschaft 2013

X30 Challenge

Biesheim 0,742 Km

Finallauf

2013-04-21 16:30

Rennen (28 Runden) gestartet um 15:37:07

Pos.	Nr.	Name	Fabrikat	Bewerber	Gesamtzeit	Rnd.	Diff.	Beste Zeit	Ø km/h	Pkt.
1	17	Vincenzo Alvaro	Swiss Hutless/lame X30	Swiss Hutless Karts	14:59.358	28		31.704	83,163	30
2	39	Pascal Von Allmen	Sodi Futura S2/lame X30	Berner Kart Racing Klub	15:00.860	28	1.502	31.935	83,025	25
3	35	Yannick Klaey	Birel/lame X30	Spirit Racing	15:01.112	28	1.754	31.718	83,001	21
4	30	Biagio Mancina	PCR/lame X30	Scuderia PCR	15:01.493	28	2.135	31.809	82,966	19
5	1	Max Altenheimer	Mach1/lame X30	Kartteam Meier	15:01.569	28	2.211	31.749	82,959	17
6	22	Samuel Sätteli	Tony Kart/lame X30	-	15:02.418	28	3.060	31.752	82,881	15
7	55	Mathias Rüegsegger	MAD/lame X30	Kart Klub Thun Oberland	15:06.150	28	6.792	31.814	82,540	14
8	31	Dominik Siegenthaler	PCR/lame X30	-	15:07.832	28	8.474	31.962	82,387	13
9	9	Raphael Wohlwend	Tony Kart/lame X30	Lugano Kart Team	15:10.692	28	11.334	31.805	82,128	12
10	3	Nico Brügger	PCR/lame X30	Scuderia PCR Swiss	15:11.436	28	12.078	32.162	82,061	11
11	6	Louis Moser	Birel/lame X30	Spirit Racing	15:11.783	28	12.425	31.989	82,030	10
12	21	Patrick Näscher	Tony Kart/lame X30	Kart Club Lichtenstein	15:14.731	28	15.373	32.158	81,766	9
13	99	Michel Biffiger	Birel/lame X30	Spirit Racing	15:19.844	28	20.486	32.158	81,311	8
14	5	Fabienne Wohlwend	Zanardi/lame X30	Lugano Kart Team	15:20.439	28	21.081	32.350	81,259	7
15	88	Marylin Niederhauser	Tony Kart/lame X30	Berner Kart Racing Club	15:24.840	28	25.482	32.197	80,872	6
16	69	Alberto Aran	Swiss Hutless/lame X30	Speed Racing	15:25.892	28	26.534	32.226	80,780	5
17	33	Yannic Walther	Exprit/lame X30	-	15:26.262	28	26.904	32.454	80,748	4
18	91	Alessandro Felber	Tony Kart/lame X30	Kart Club Thun Oberland	15:30.732	28	31.374	32.660	80,360	3
19	28	Yannic Perren	Mad/lame X30	Kart Club Thun Oberland	15:00.285	27	1 Runde	32.356	80,111	2
20	7	Fabian Hochstrasser	Birel/lame X30	Max Busslinger Motorsport	15:28.709	27	1 Runde	32.183	77,659	1
21	64	Flavio Kempf	Tony Kart/lame X30	-	15:28.982	27	1 Runde	32.368	77,636	0
22	50	Franco Citino	Praga/lame X30	Berner Kart Racing Klub	13:16.715	24	4 Runden	32.104	80,466	0
Nicht Klassifiziert (60% = 16 Rnd.)										
	46	Ramona Jetzer	Tony Kart/lame X30	-	6:35.266	12	16 Runden	31.973	81,096	0
	11	Loris Zoia	PCR/lame X30	Scuderia PCR Swiss	1:13.953	2	26 Runden	34.291	72,240	0

## Bemerkungen

Ergebnis vorbehaltlich technischer und sportlicher Nachuntersuchungen

Gestartet: 24 Gewertet: 22 Nicht gewertet: 2

Vorsprung	Ø km/h	Beste Rundenzeit	km/h	Beste Runde von
1.502	83,163	31.704	84,254	17 - Vincenzo Alvaro

Official Timing [www.motorsport-events.se](http://www.motorsport-events.se) / [www.rgmmc.com](http://www.rgmmc.com)

Orbits

Timekeeping Meik Wagner:

Rennleiter Paul Egli:

[www.mylaps.com](http://www.mylaps.com)

Sportkommissar Alain Tissot:

Rennbüro:

Lizensiert für Motorsport Events

Gedruckt: 2013-04-21 15:53:46





lista office



## Schweizer Kart Meisterschaft 2013

X30 Challenge

Biesheim 0,742 Km

Finallauf

2013-04-21 16:30

Rennen (28 Runden) gestartet um 15:37:07

Runde	Rundenzeit	Diff.	Tageszeit	Runde	Rundenzeit	Diff.	Tageszeit	Runde	Rundenzeit	Diff.	Tageszeit
<b>(17) Vincenzo Alvaro</b>				5	32.168	+0.450	15:39:55.182	11	31.821	+0.072	15:43:06.491
1	35.844	+4.140	15:37:43.420	6	32.366	+0.648	15:40:27.548	12	31.944	+0.195	15:43:38.435
2	32.746	+1.042	15:38:16.166	7	31.980	+0.262	15:40:59.528	13	31.923	+0.174	15:44:10.358
3	32.293	+0.589	15:38:48.459	8	31.790	+0.072	15:41:31.318	14	31.833	+0.084	15:44:42.191
4	32.076	+0.372	15:39:20.535	9	31.815	+0.097	15:42:03.133	15	31.830	+0.081	15:45:14.021
5	31.970	+0.266	15:39:52.505	10	31.862	+0.144	15:42:34.995	16	31.827	+0.078	15:45:45.848
6	32.013	+0.309	15:40:24.518	11	31.727	+0.009	15:43:06.722	17	31.813	+0.064	15:46:17.661
7	32.762	+1.058	15:40:57.280	12	32.038	+0.320	15:43:38.760	18	32.342	+0.593	15:46:50.003
8	31.959	+0.255	15:41:29.239	13	32.008	+0.290	15:44:10.768	19	31.846	+0.097	15:47:21.849
9	31.901	+0.197	15:42:01.140	14	31.758	+0.040	15:44:42.526	20	<b>31.749</b>		15:47:53.598
10	31.830	+0.126	15:42:32.970	15	31.763	+0.045	15:45:14.289	21	31.878	+0.129	15:48:25.476
11	31.933	+0.229	15:43:04.903	16	31.822	+0.104	15:45:46.111	22	31.849	+0.100	15:48:57.325
12	31.941	+0.237	15:43:36.844	17	31.827	+0.109	15:46:17.938	23	31.867	+0.118	15:49:29.192
13	31.913	+0.209	15:44:08.757	18	31.934	+0.216	15:46:49.872	24	31.870	+0.121	15:50:01.062
14	31.846	+0.142	15:44:40.603	19	31.811	+0.093	15:47:21.683	25	31.861	+0.112	15:50:32.923
15	31.920	+0.216	15:45:12.523	20	31.767	+0.049	15:47:53.450	26	32.110	+0.361	15:51:05.033
16	31.878	+0.174	15:45:44.401	21	31.767	+0.049	15:48:25.217	27	32.130	+0.381	15:51:37.163
17	31.844	+0.140	15:46:16.245	22	31.747	+0.029	15:48:56.964	28	31.974	+0.225	15:52:09.137
18	31.757	+0.053	15:46:48.002	23	<b>31.718</b>		15:49:28.682	<b>(22) Samuel Sätteli</b>			
19	31.731	+0.027	15:47:19.733	24	31.855	+0.137	15:50:00.537	1	34.675	+2.923	15:37:42.347
20	<b>31.704</b>		15:47:51.437	25	32.090	+0.372	15:50:32.627	2	32.744	+0.992	15:38:15.091
21	31.894	+0.190	15:48:23.331	26	32.229	+0.511	15:51:04.856	3	32.767	+1.015	15:38:47.858
22	31.997	+0.293	15:48:55.328	27	31.864	+0.146	15:51:36.720	4	32.233	+0.481	15:39:20.091
23	31.745	+0.041	15:49:27.073	28	31.960	+0.242	15:52:08.680	5	32.151	+0.399	15:39:52.242
24	31.898	+0.194	15:49:58.971	<b>(30) Biagio Mancina</b>				6	32.355	+0.603	15:40:24.597
25	31.913	+0.209	15:50:30.884	1	35.068	+3.259	15:37:42.891	7	33.056	+1.304	15:40:57.653
26	31.950	+0.246	15:51:02.834	2	32.581	+0.772	15:38:15.472	8	32.147	+0.395	15:41:29.800
27	32.109	+0.405	15:51:34.943	3	32.685	+0.876	15:38:48.157	9	31.972	+0.220	15:42:01.772
28	31.983	+0.279	15:52:06.926	4	32.518	+0.709	15:39:20.675	10	31.945	+0.193	15:42:33.717
<b>(39) Pascal Von Allmen</b>				5	32.058	+0.249	15:39:52.733	11	31.936	+0.184	15:43:05.653
1	34.229	+2.294	15:37:41.797	6	32.070	+0.261	15:40:24.803	12	32.052	+0.300	15:43:37.705
2	32.557	+0.622	15:38:14.354	7	32.697	+0.888	15:40:57.500	13	31.849	+0.097	15:44:09.554
3	32.198	+0.263	15:38:46.552	8	31.968	+0.159	15:41:29.468	14	31.840	+0.088	15:44:41.394
4	31.978	+0.043	15:39:18.530	9	31.874	+0.065	15:42:01.342	15	31.875	+0.123	15:45:13.269
5	<b>31.935</b>		15:39:50.465	10	31.971	+0.162	15:42:33.313	16	<b>31.752</b>		15:45:45.021
6	32.034	+0.099	15:40:22.499	11	31.838	+0.029	15:43:05.151	17	31.917	+0.165	15:46:16.938
7	31.979	+0.044	15:40:54.478	12	31.975	+0.166	15:43:37.126	18	31.776	+0.024	15:46:48.714
8	32.026	+0.091	15:41:26.504	13	31.861	+0.052	15:44:08.987	19	31.819	+0.067	15:47:20.533
9	32.013	+0.078	15:41:58.517	14	31.896	+0.087	15:44:40.883	20	31.869	+0.117	15:47:52.402
10	32.030	+0.095	15:42:30.547	15	31.892	+0.083	15:45:12.775	21	31.955	+0.203	15:48:24.357
11	32.039	+0.104	15:43:02.586	16	31.819	+0.010	15:45:44.594	22	32.112	+0.360	15:48:56.469
12	32.078	+0.143	15:43:34.664	17	32.027	+0.218	15:46:16.621	23	31.890	+0.138	15:49:28.359
13	32.098	+0.163	15:44:06.762	18	31.908	+0.099	15:46:48.529	24	31.940	+0.188	15:50:00.299
14	31.982	+0.047	15:44:38.744	19	<b>31.809</b>		15:47:20.338	25	32.207	+0.455	15:50:32.506
15	32.056	+0.121	15:45:10.800	20	31.875	+0.066	15:47:52.213	26	33.257	+1.505	15:51:05.763
16	32.049	+0.114	15:45:42.849	21	32.053	+0.244	15:48:24.266	27	32.190	+0.438	15:51:37.953
17	32.126	+0.191	15:46:14.975	22	32.102	+0.293	15:48:56.368	28	32.033	+0.281	15:52:09.986
18	32.041	+0.106	15:46:47.016	23	31.818	+0.009	15:49:28.186	<b>(55) Mathias Rügsegger</b>			
19	32.021	+0.086	15:47:19.037	24	31.834	+0.025	15:50:00.020	1	37.176	+5.362	15:37:45.718
20	32.118	+0.183	15:47:51.155	25	32.310	+0.501	15:50:32.330	2	33.286	+1.472	15:38:19.004
21	32.390	+0.455	15:48:23.545	26	32.243	+0.434	15:51:04.573	3	33.694	+1.880	15:38:52.698
22	32.170	+0.235	15:48:55.715	27	32.428	+0.619	15:51:37.001	4	32.311	+0.497	15:39:25.009
23	32.081	+0.146	15:49:27.796	28	32.060	+0.251	15:52:09.061	5	32.339	+0.525	15:39:57.348
24	32.063	+0.128	15:49:59.859	<b>(1) Max Altenheimer</b>				6	32.440	+0.626	15:40:29.788
25	32.278	+0.343	15:50:32.137	1	35.556	+3.807	15:37:43.972	7	31.974	+0.160	15:41:01.762
26	32.101	+0.166	15:51:04.238	2	33.520	+1.771	15:38:17.492	8	32.088	+0.274	15:41:33.850
27	32.145	+0.210	15:51:36.383	3	32.809	+1.060	15:38:50.301	9	31.936	+0.122	15:42:05.786
28	32.045	+0.110	15:52:08.428	4	32.347	+0.598	15:39:22.648	10	31.954	+0.140	15:42:37.740
<b>(35) Yannick Klaey</b>				5	32.239	+0.490	15:39:54.887	11	31.986	+0.172	15:43:09.726
1	36.712	+4.994	15:37:44.640	6	32.114	+0.365	15:40:27.001	12	31.838	+0.024	15:43:41.564
2	33.362	+1.644	15:38:18.002	7	32.011	+0.262	15:40:59.012	13	32.059	+0.245	15:44:13.623
3	32.790	+1.072	15:38:50.792	8	32.013	+0.264	15:41:31.025	14	31.857	+0.043	15:44:45.480
4	32.222	+0.504	15:39:23.014	9	31.868	+0.119	15:42:02.893	15	32.122	+0.308	15:45:17.602
				10	31.777	+0.028	15:42:34.670	16	32.229	+0.415	15:45:49.831



lista office



# Schweizer Kart Meisterschaft 2013

X30 Challenge

Biesheim 0,742 Km

Finallauf

2013-04-21 16:30

Rennen (28 Runden) gestartet um 15:37:07

Runde	Rundenzeit	Diff.	Tageszeit
17	32.152	+0.338	15:46:21.983
18	31.834	+0.020	15:46:53.817
19	32.008	+0.194	15:47:25.825
20	31.869	+0.055	15:47:57.694
21	31.912	+0.098	15:48:29.606
22	<b>31.814</b>		15:49:01.420
23	32.036	+0.222	15:49:33.456
24	32.243	+0.429	15:50:05.699
25	32.003	+0.189	15:50:37.702
26	32.030	+0.216	15:51:09.732
27	32.020	+0.206	15:51:41.752
28	31.966	+0.152	15:52:13.718

**(31) Dominik Siegenthaler**

1	35.200	+3.238	15:37:43.206
2	33.093	+1.131	15:38:16.299
3	32.462	+0.500	15:38:48.761
4	32.278	+0.316	15:39:21.039
5	32.269	+0.307	15:39:53.308
6	32.137	+0.175	15:40:25.445
7	32.369	+0.407	15:40:57.814
8	32.279	+0.317	15:41:30.093
9	32.057	+0.095	15:42:02.150
10	32.084	+0.122	15:42:34.234
11	<b>31.962</b>		15:43:06.196
12	32.411	+0.449	15:43:38.607
13	32.529	+0.567	15:44:11.136
14	32.079	+0.117	15:44:43.215
15	32.154	+0.192	15:45:15.369
16	32.299	+0.337	15:45:47.668
17	32.265	+0.303	15:46:19.933
18	32.131	+0.169	15:46:52.064
19	32.224	+0.262	15:47:24.288
20	32.171	+0.209	15:47:56.459
21	32.404	+0.442	15:48:28.863
22	32.181	+0.219	15:49:01.044
23	32.340	+0.378	15:49:33.384
24	32.824	+0.862	15:50:06.208
25	32.131	+0.169	15:50:38.339
26	32.271	+0.309	15:51:10.610
27	32.400	+0.438	15:51:43.010
28	32.390	+0.428	15:52:15.400

**(9) Raphael Wohlwend**

1	40.888	+9.083	15:37:49.304
2	32.606	+0.801	15:38:21.910
3	33.823	+2.018	15:38:55.733
4	32.611	+0.806	15:39:28.344
5	32.400	+0.595	15:40:00.744
6	32.378	+0.573	15:40:33.122
7	31.840	+0.035	15:41:04.962
8	31.949	+0.144	15:41:36.911
9	31.937	+0.132	15:42:08.848
10	32.020	+0.215	15:42:40.868
11	32.275	+0.470	15:43:13.143
12	31.895	+0.090	15:43:45.038
13	<b>31.805</b>		15:44:16.843
14	31.817	+0.012	15:44:48.660
15	32.095	+0.290	15:45:20.755
16	32.124	+0.319	15:45:52.879
17	32.644	+0.839	15:46:25.523
18	32.140	+0.335	15:46:57.663
19	31.993	+0.188	15:47:29.656
20	32.052	+0.247	15:48:01.708
21	32.064	+0.259	15:48:33.772
22	31.920	+0.115	15:49:05.692

Runde	Rundenzeit	Diff.	Tageszeit
23	32.011	+0.206	15:49:37.703
24	31.856	+0.051	15:50:09.559
25	32.207	+0.402	15:50:41.766
26	32.206	+0.401	15:51:13.972
27	32.174	+0.369	15:51:46.146
28	32.114	+0.309	15:52:18.260

**(3) Nico Brügger**

1	36.257	+4.095	15:37:44.086
2	33.759	+1.597	15:38:17.845
3	32.770	+0.608	15:38:50.615
4	32.753	+0.591	15:39:23.368
5	32.208	+0.046	15:39:55.576
6	32.214	+0.052	15:40:27.790
7	<b>32.162</b>		15:40:59.952
8	32.305	+0.143	15:41:32.257
9	32.225	+0.063	15:42:04.482
10	32.172	+0.010	15:42:36.654
11	32.232	+0.070	15:43:08.886
12	32.329	+0.167	15:43:41.215
13	32.265	+0.103	15:44:13.480
14	32.357	+0.195	15:44:45.837
15	32.384	+0.222	15:45:18.221
16	32.275	+0.113	15:45:50.496
17	32.246	+0.084	15:46:22.742
18	32.241	+0.079	15:46:54.983
19	32.316	+0.154	15:47:27.299
20	32.443	+0.281	15:47:59.742
21	32.272	+0.110	15:48:32.014
22	32.294	+0.132	15:49:04.308
23	32.354	+0.192	15:49:36.662
24	32.515	+0.353	15:50:09.177
25	32.430	+0.268	15:50:41.607
26	32.672	+0.510	15:51:14.279
27	32.300	+0.138	15:51:46.579
28	32.425	+0.263	15:52:19.004

**(6) Louis Moser**

1	36.815	+4.826	15:37:44.893
2	34.038	+2.049	15:38:18.931
3	34.013	+2.024	15:38:52.944
4	32.831	+0.842	15:39:25.775
5	32.746	+0.757	15:39:58.521
6	32.130	+0.141	15:40:30.651
7	32.401	+0.412	15:41:03.052
8	32.106	+0.117	15:41:35.158
9	32.051	+0.062	15:42:07.209
10	32.129	+0.140	15:42:39.338
11	32.139	+0.150	15:43:11.477
12	32.098	+0.109	15:43:43.575
13	32.049	+0.060	15:44:15.624
14	32.053	+0.064	15:44:47.677
15	32.188	+0.199	15:45:19.865
16	32.911	+0.922	15:45:52.776
17	32.974	+0.985	15:46:25.750
18	32.639	+0.650	15:46:58.389
19	32.063	+0.074	15:47:30.452
20	<b>31.989</b>		15:48:02.441
21	32.033	+0.044	15:48:34.474
22	32.095	+0.106	15:49:06.569
23	32.111	+0.122	15:49:38.680
24	32.041	+0.052	15:50:10.721
25	32.123	+0.134	15:50:42.844
26	32.167	+0.178	15:51:15.011
27	32.347	+0.358	15:51:47.358
28	31.993	+0.004	15:52:19.351

Runde	Rundenzeit	Diff.	Tageszeit
<b>(21) Patrick Näscher</b>			
1	36.174	+4.016	15:37:43.906
2	33.762	+1.604	15:38:17.668
3	33.772	+1.614	15:38:51.440
4	32.648	+0.490	15:39:24.088
5	32.435	+0.277	15:39:56.523
6	32.267	+0.109	15:40:28.790
7	<b>32.158</b>		15:41:00.948
8	32.268	+0.110	15:41:33.216
9	32.172	+0.014	15:42:05.388
10	32.174	+0.016	15:42:37.562
11	32.819	+0.661	15:43:10.381
12	32.227	+0.069	15:43:42.608
13	32.576	+0.418	15:44:15.184
14	32.182	+0.024	15:44:47.366
15	32.191	+0.033	15:45:19.557
16	32.965	+0.807	15:45:52.522
17	32.734	+0.576	15:46:25.256
18	33.350	+1.192	15:46:58.606
19	32.580	+0.422	15:47:31.186
20	32.222	+0.064	15:48:03.408
21	32.353	+0.195	15:48:35.761
22	32.319	+0.161	15:49:08.080
23	32.316	+0.158	15:49:40.396
24	32.335	+0.177	15:50:12.731
25	32.331	+0.173	15:50:45.062
26	32.425	+0.267	15:51:17.487
27	32.376	+0.218	15:51:49.863
28	32.436	+0.278	15:52:22.299

**(99) Michel Biffiger**

1	38.162	+6.004	15:37:46.906
2	34.326	+2.168	15:38:21.232
3	34.153	+1.995	15:38:55.385
4	32.809	+0.651	15:39:28.194
5	33.138	+0.980	15:40:01.332
6	32.689	+0.531	15:40:34.021
7	32.563	+0.405	15:41:06.584
8	32.442	+0.284	15:41:39.026
9	32.439	+0.281	15:42:11.465
10	32.386	+0.228	15:42:43.851
11	32.948	+0.790	15:43:16.799
12	32.347	+0.189	15:43:49.146
13	32.313	+0.155	15:44:21.459
14	32.311	+0.153	15:44:53.770
15	32.228	+0.070	15:45:25.998
16	32.282	+0.124	15:45:58.280
17	32.271	+0.113	15:46:30.551
18	<b>32.158</b>		15:47:02.709
19	32.172	+0.014	15:47:34.881
20	32.596	+0.438	15:48:07.477
21	32.432	+0.274	15:48:39.909
22	32.490	+0.332	15:49:12.399
23	32.313	+0.155	15:49:44.712
24	32.533	+0.375	15:50:17.245
25	32.578	+0.420	15:50:49.823
26	32.551	+0.393	15:51:22.374
27	32.553	+0.395	15:51:54.927
28	32.485	+0.327	15:52:27.412

**(5) Fabienne Wohlwend**

1	36.245	+3.895	15:37:44.552
2	33.772	+1.422	15:38:18.324
3	33.424	+1.074	15:38:51.748
4	32.768	+0.418	15:39:24.516



lista office



# Schweizer Kart Meisterschaft 2013

X30 Challenge

Biesheim 0,742 Km

Finallauf

2013-04-21 16:30

Rennen (28 Runden) gestartet um 15:37:07

Runde	Rundenzeit	Diff.	Tageszeit	Runde	Rundenzeit	Diff.	Tageszeit	Runde	Rundenzeit	Diff.	Tageszeit
5	32.547	+0.197	15:39:57.063	11	32.273	+0.047	15:43:20.156	17	32.851	+0.191	15:46:36.963
6	33.265	+0.915	15:40:30.328	12	32.311	+0.085	15:43:52.467	18	32.793	+0.133	15:47:09.756
7	32.930	+0.580	15:41:03.258	13	32.247	+0.021	15:44:24.714	19	32.806	+0.146	15:47:42.562
8	33.001	+0.651	15:41:36.259	14	32.510	+0.284	15:44:57.224	20	33.184	+0.524	15:48:15.746
9	32.442	+0.092	15:42:08.701	15	32.535	+0.309	15:45:29.759	21	33.069	+0.409	15:48:48.815
10	32.585	+0.235	15:42:41.286	16	32.386	+0.160	15:46:02.145	22	32.773	+0.113	15:49:21.588
11	32.551	+0.201	15:43:13.837	17	33.856	+1.630	15:46:36.001	23	32.867	+0.207	15:49:54.455
12	32.406	+0.056	15:43:46.243	18	32.262	+0.036	15:47:08.263	24	32.728	+0.068	15:50:27.183
13	32.671	+0.321	15:44:18.914	19	32.320	+0.094	15:47:40.583	25	<b>32.660</b>		15:50:59.843
14	33.157	+0.807	15:44:52.071	20	32.368	+0.142	15:48:12.951	26	32.812	+0.152	15:51:32.655
15	32.537	+0.187	15:45:24.608	21	32.277	+0.051	15:48:45.228	27	32.722	+0.062	15:52:05.377
16	32.394	+0.044	15:45:57.002	22	<b>32.226</b>		15:49:17.454	28	32.923	+0.263	15:52:38.300
17	32.535	+0.185	15:46:29.537	23	33.126	+0.900	15:49:50.580	<b>(28) Yannic Perren</b>			
18	<b>32.350</b>		15:47:01.887	24	32.960	+0.734	15:50:23.540	1	37.615	+5.259	15:37:46.776
19	32.523	+0.173	15:47:34.410	25	32.272	+0.046	15:50:55.812	2	34.215	+1.859	15:38:20.991
20	32.800	+0.450	15:48:07.210	26	32.282	+0.056	15:51:28.094	3	34.599	+2.243	15:38:55.590
21	32.562	+0.212	15:48:39.772	27	32.607	+0.381	15:52:00.701	4	33.762	+1.406	15:39:29.352
22	32.878	+0.528	15:49:12.650	28	32.759	+0.533	15:52:33.460	5	34.660	+2.304	15:40:04.012
23	32.578	+0.228	15:49:45.228	<b>(33) Yannic Walther</b>				6	32.830	+0.474	15:40:36.842
24	32.683	+0.333	15:50:17.911	1	36.497	+4.043	15:37:45.380	7	32.746	+0.390	15:41:09.588
25	32.550	+0.200	15:50:50.461	2	35.516	+3.062	15:38:20.896	8	32.530	+0.174	15:41:42.118
26	32.472	+0.122	15:51:22.933	3	33.745	+1.291	15:38:54.641	9	32.506	+0.150	15:42:14.624
27	32.554	+0.204	15:51:55.487	4	32.968	+0.514	15:39:27.609	10	32.418	+0.062	15:42:47.042
28	32.520	+0.170	15:52:28.007	5	33.022	+0.568	15:40:00.631	11	<b>32.356</b>		15:43:19.398
<b>(88) Marylin Niederhauser</b>				6	33.255	+0.801	15:40:33.886	12	32.473	+0.117	15:43:51.871
1	37.896	+5.699	15:37:46.483	7	33.092	+0.638	15:41:06.978	13	32.422	+0.066	15:44:24.293
2	33.584	+1.387	15:38:20.067	8	33.365	+0.911	15:41:40.343	14	32.492	+0.136	15:44:56.785
3	33.018	+0.821	15:38:53.085	9	32.572	+0.118	15:42:12.915	15	32.567	+0.211	15:45:29.352
4	33.287	+1.090	15:39:26.372	10	32.665	+0.211	15:42:45.580	16	32.578	+0.222	15:46:01.930
5	32.551	+0.354	15:39:58.923	11	32.667	+0.213	15:43:18.247	17	39.484	+7.128	15:46:41.414
6	32.689	+0.492	15:40:31.612	12	32.642	+0.188	15:43:50.889	18	32.771	+0.415	15:47:14.185
7	32.414	+0.217	15:41:04.026	13	32.634	+0.180	15:44:23.523	19	32.581	+0.225	15:47:46.766
8	32.374	+0.177	15:41:36.400	14	32.576	+0.122	15:44:56.099	20	32.635	+0.279	15:48:19.401
9	33.155	+0.958	15:42:09.555	15	32.809	+0.355	15:45:28.908	21	32.722	+0.366	15:48:52.123
10	32.371	+0.174	15:42:41.926	16	32.699	+0.245	15:46:01.607	22	32.564	+0.208	15:49:24.687
11	32.532	+0.335	15:43:14.458	17	32.544	+0.090	15:46:34.151	23	32.549	+0.193	15:49:57.236
12	32.531	+0.334	15:43:46.989	18	32.502	+0.048	15:47:06.653	24	32.448	+0.092	15:50:29.684
13	<b>32.197</b>		15:44:19.186	19	32.594	+0.140	15:47:39.247	25	32.399	+0.043	15:51:02.083
14	32.740	+0.543	15:44:51.926	20	<b>32.454</b>		15:48:11.701	26	33.206	+0.850	15:51:35.289
15	32.382	+0.185	15:45:24.308	21	32.781	+0.327	15:48:44.482	27	32.564	+0.208	15:52:07.853
16	32.413	+0.216	15:45:56.721	22	32.874	+0.420	15:49:17.356	<b>(7) Fabian Hochstrasser</b>			
17	32.332	+0.135	15:46:29.053	23	32.728	+0.274	15:49:50.084	1	36.077	+3.894	15:37:44.349
18	32.552	+0.355	15:47:01.605	24	32.693	+0.239	15:50:22.777	2	34.147	+1.964	15:38:18.496
19	32.572	+0.375	15:47:34.177	25	32.558	+0.104	15:50:55.335	3	34.088	+1.905	15:38:52.584
20	32.329	+0.132	15:48:06.506	26	32.557	+0.103	15:51:27.892	4	32.846	+0.663	15:39:25.430
21	32.359	+0.162	15:48:38.865	27	32.755	+0.301	15:52:00.647	5	33.326	+1.143	15:39:58.756
22	32.241	+0.044	15:49:11.106	28	33.183	+0.729	15:52:33.830	6	32.408	+0.225	15:40:31.164
23	32.356	+0.159	15:49:43.462	<b>(91) Alessandro Felber</b>				7	32.344	+0.161	15:41:03.508
24	38.943	+6.746	15:50:22.405	1	37.293	+4.633	15:37:46.284	8	32.598	+0.415	15:41:36.106
25	32.691	+0.494	15:50:55.096	2	34.480	+1.820	15:38:20.764	9	32.257	+0.074	15:42:08.363
26	32.445	+0.248	15:51:27.541	3	33.308	+0.648	15:38:54.072	10	32.315	+0.132	15:42:40.678
27	32.456	+0.259	15:51:59.997	4	32.994	+0.334	15:39:27.066	11	33.510	+1.327	15:43:14.188
28	32.411	+0.214	15:52:32.408	5	33.185	+0.525	15:40:00.251	12	32.321	+0.138	15:43:46.509
<b>(69) Alberto Aran</b>				6	34.657	+1.997	15:40:34.908	13	32.263	+0.080	15:44:18.772
1	38.932	+6.706	15:37:47.420	7	33.039	+0.379	15:41:07.947	14	1:15.571	+43.388	15:45:34.343
2	34.371	+2.145	15:38:21.791	8	32.890	+0.230	15:41:40.837	15	32.882	+0.699	15:46:07.225
3	34.333	+2.107	15:38:56.124	9	33.040	+0.380	15:42:13.877	16	32.784	+0.601	15:46:40.009
4	33.410	+1.184	15:39:29.534	10	32.817	+0.157	15:42:46.694	17	32.388	+0.205	15:47:12.397
5	33.637	+1.411	15:40:03.171	11	33.156	+0.496	15:43:19.850	18	32.355	+0.172	15:47:44.752
6	32.635	+0.409	15:40:35.806	12	32.888	+0.228	15:43:52.738	19	32.349	+0.166	15:48:17.101
7	34.542	+2.316	15:41:10.348	13	32.847	+0.187	15:44:25.585	20	<b>32.183</b>		15:48:49.284
8	32.571	+0.345	15:41:42.919	14	32.830	+0.170	15:44:58.415	21	32.545	+0.362	15:49:21.829
9	32.440	+0.214	15:42:15.359	15	32.947	+0.287	15:45:31.362	22	32.287	+0.104	15:49:54.116
10	32.524	+0.298	15:42:47.883	16	32.750	+0.090	15:46:04.112	23	32.359	+0.176	15:50:26.475



# Schweizer Kart Meisterschaft 2013

X30 Challenge

Biesheim 0,742 Km

Finallauf

2013-04-21 16:30

Rennen (28 Runden) gestartet um 15:37:07

Runde	Rundenzeit	Diff.	Tageszeit
24	32.239	+0.056	15:50:58.714
25	32.427	+0.244	15:51:31.141
26	32.628	+0.445	15:52:03.769
27	32.508	+0.325	15:52:36.277

(64) Flavio Kempf

1	1:00.879	+28.511	15:38:09.649
2	34.556	+2.188	15:38:44.205
3	34.373	+2.005	15:39:18.578
4	46.644	+14.276	15:40:05.222
5	33.485	+1.117	15:40:38.707
6	32.920	+0.552	15:41:11.627
7	32.683	+0.315	15:41:44.310
8	32.587	+0.219	15:42:16.897
9	32.914	+0.546	15:42:49.811
10	32.591	+0.223	15:43:22.402
11	32.621	+0.253	15:43:55.023
12	32.497	+0.129	15:44:27.520
13	32.512	+0.144	15:45:00.032
14	32.561	+0.193	15:45:32.593
15	32.512	+0.144	15:46:05.105
16	32.554	+0.186	15:46:37.659
17	32.439	+0.071	15:47:10.098
18	32.762	+0.394	15:47:42.860
19	33.086	+0.718	15:48:15.946
20	32.626	+0.258	15:48:48.572
21	32.447	+0.079	15:49:21.019
22	32.567	+0.199	15:49:53.586
23	32.497	+0.129	15:50:26.083
24	32.390	+0.022	15:50:58.473
25	32.585	+0.217	15:51:31.058
26	33.124	+0.756	15:52:04.182
27	<b>32.368</b>		15:52:36.550

(50) Franco Citino

1	37.721	+5.617	15:37:47.013
2	34.652	+2.548	15:38:21.665
3	34.249	+2.145	15:38:55.914
4	33.000	+0.896	15:39:28.914
5	32.687	+0.583	15:40:01.601
6	32.712	+0.608	15:40:34.313
7	32.965	+0.861	15:41:07.278
8	32.611	+0.507	15:41:39.889
9	32.171	+0.067	15:42:12.060
10	<b>32.104</b>		15:42:44.164
11	32.264	+0.160	15:43:16.428
12	32.300	+0.196	15:43:48.728
13	32.238	+0.134	15:44:20.966
14	32.181	+0.077	15:44:53.147
15	32.320	+0.216	15:45:25.467
16	32.182	+0.078	15:45:57.649
17	32.385	+0.281	15:46:30.034
18	32.192	+0.088	15:47:02.226
19	32.307	+0.203	15:47:34.533
20	32.223	+0.119	15:48:06.756
21	32.278	+0.174	15:48:39.034
22	32.266	+0.162	15:49:11.300
23	32.271	+0.167	15:49:43.571
24	40.712	+8.608	15:50:24.283

(46) Ramona Jetzer

1	36.828	+4.855	15:37:45.062
2	33.679	+1.706	15:38:18.741
3	33.547	+1.574	15:38:52.288
4	32.473	+0.500	15:39:24.761
5	32.428	+0.455	15:39:57.189

Runde	Rundenzeit	Diff.	Tageszeit
6	32.341	+0.368	15:40:29.530
7	<b>31.973</b>		15:41:01.503
8	32.032	+0.059	15:41:33.535
9	32.173	+0.200	15:42:05.708
10	32.403	+0.430	15:42:38.111
11	32.645	+0.672	15:43:10.756
12	32.078	+0.105	15:43:42.834

(11) Loris Zoia

1	37.756	+3.465	15:37:47.230
2	<b>34.291</b>		15:38:21.521

Runde	Rundenzeit	Diff.	Tageszeit
-------	------------	-------	-----------