



lista office **LO**



Schweizer Kart Meisterschaft 2013

KF3

Vesoul 1,100 Km

Practice

23.06.2013 09:00

Practice (8:00 Time) started at 9:15:11

Pos	No.	Name	Chassis/Engine	Entrant	Laps	Best Tm	Diff In Lap	km/h
1	130	Gjergj Haxhiu	Swiss Hutless/BMB	Lugano Kart Team	10	41.011		96,559
2	113	Fabio Scherer	Zanardi/Iame	KRC Waltenschwil	10	41.117	0.106	96,311
3	133	Lucas Ayrton Mauron	Zanardi/Iame	TB Motorsport	10	41.235	0.224	96,035
4	177	Boris Kaech	MAD/TM	Kart Club Thun Oberland	11	41.358	0.347	95,749
5	105	Bastien Liénard	Formula K/Iame	-	11	41.370	0.359	95,722
6	111	Yannik Brandt	Birel/Iame	Spirit Racing	11	41.526	0.515	95,362
7	101	Grégoire Saucy	Birel/-	Kart Club Jura	11	42.119	1.108	94,019
8	108	Marc Anthony Meynet	-/Iame	Kart Club Valais	6	42.620	1.609	92,914
9	125	Loic Caboussat	Birel/-	JD Racing Team	10	43.594	2.583	90,838



Schweizer Kart Meisterschaft 2013

KF3

Vesoul 1,100 Km

Practice

23.06.2013 09:00

Practice (8:00 Time) started at 9:15:11

Lap	Lap Tm	Diff	Time of Day
(130) Gjergj Haxhiu			
1	44.130	+3.119	9:16:36.142
2	41.824	+0.813	9:17:17.966
3	41.454	+0.443	9:17:59.420
4	41.515	+0.504	9:18:40.935
5	41.195	+0.184	9:19:22.130
6	41.062	+0.051	9:20:03.192
7	41.035	+0.024	9:20:44.227
8	1:33.827	+52.816	9:22:18.054
9	41.122	+0.111	9:22:59.176
10	41.011		9:23:40.187

(113) Fabio Scherer			
1	46.901	+5.784	9:16:43.948
2	42.595	+1.478	9:17:26.543
3	41.737	+0.620	9:18:08.280
4	41.636	+0.519	9:18:49.916
5	41.348	+0.231	9:19:31.264
6	41.711	+0.594	9:20:12.975
7	41.162	+0.045	9:20:54.137
8	41.117		9:21:35.254
9	1:07.261	+26.144	9:22:42.515
10	41.144	+0.027	9:23:23.659

(133) Lucas Ayrton Mauron			
1	43.336	+2.101	9:16:34.095
2	42.371	+1.136	9:17:16.466
3	41.913	+0.678	9:17:58.379
4	42.820	+1.585	9:18:41.199
5	41.474	+0.239	9:19:22.673
6	41.300	+0.065	9:20:03.973
7	41.235		9:20:45.208
8	41.299	+0.064	9:21:26.507
9	1:33.861	+52.626	9:23:00.368
10	41.438	+0.203	9:23:41.806

(177) Boris Kaech			
1	43.245	+1.887	9:16:28.028
2	42.148	+0.790	9:17:10.176
3	41.687	+0.329	9:17:51.863
4	41.617	+0.259	9:18:33.480
5	41.470	+0.112	9:19:14.950
6	41.376	+0.018	9:19:56.326
7	41.823	+0.465	9:20:38.149
8	1:02.419	+21.061	9:21:40.568
9	41.487	+0.129	9:22:22.055
10	41.358		9:23:03.413
11	42.606	+1.248	9:23:46.019

(105) Bastien Liénard			
1	43.572	+2.202	9:16:34.591
2	42.110	+0.740	9:17:16.701
3	41.940	+0.570	9:17:58.641
4	43.094	+1.724	9:18:41.735
5	41.629	+0.259	9:19:23.364
6	41.567	+0.197	9:20:04.931
7	41.370		9:20:46.301
8	41.428	+0.058	9:21:27.729
9	41.803	+0.433	9:22:09.532
10	41.501	+0.131	9:22:51.033
11	41.459	+0.089	9:23:32.492

(111) Yannik Brandt			
1	44.040	+2.514	9:16:30.091
2	42.536	+1.010	9:17:12.627

3	41.947	+0.421	9:17:54.574
4	41.563	+0.037	9:18:36.137
5	41.696	+0.170	9:19:17.833
6	41.651	+0.125	9:19:59.484
7	41.650	+0.124	9:20:41.134
8	41.778	+0.252	9:21:22.912
9	41.564	+0.038	9:22:04.476
10	41.526		9:22:46.002
11	42.449	+0.923	9:23:28.451

(101) Grégoire Saucy			
1	44.908	+2.789	9:16:37.806
2	43.844	+1.725	9:17:21.650
3	42.977	+0.858	9:18:04.627
4	43.078	+0.959	9:18:47.705
5	42.680	+0.561	9:19:30.385
6	43.490	+1.371	9:20:13.875
7	42.305	+0.186	9:20:56.180
8	42.119		9:21:38.299
9	42.168	+0.049	9:22:20.467
10	42.358	+0.239	9:23:02.825
11	43.610	+1.491	9:23:46.435

(108) Marc Anthony Meynet			
1	46.019	+3.399	9:16:37.749
2	43.636	+1.016	9:17:21.385
3	43.127	+0.507	9:18:04.512
4	42.951	+0.331	9:18:47.463
5	42.620		9:19:30.083
6	44.029	+1.409	9:20:14.112

(125) Loic Caboussat			
1	57.786	+14.192	9:16:53.657
2	47.559	+3.965	9:17:41.216
3	45.843	+2.249	9:18:27.059
4	44.728	+1.134	9:19:11.787
5	44.444	+0.850	9:19:56.231
6	44.524	+0.930	9:20:40.755
7	44.558	+0.964	9:21:25.313
8	45.812	+2.218	9:22:11.125
9	43.672	+0.078	9:22:54.797
10	43.594		9:23:38.391

Lap	Lap Tm	Diff	Time of Day
-----	--------	------	-------------



lista office



Schweizer Kart Meisterschaft 2013

KF3

Vesoul 1,100 Km

Qualifying

23.06.2013 10:00

Qualifying (6:00 Time) started at 10:12:01

Pos	No.	Name	Chassis/Engine	Entrant	Laps	Best Tm	Diff In Lap	km/h
1	130	Gjergj Haxhiu	Swiss Hutless/BMB	Lugano Kart Team	8	40.758		97,159
2	113	Fabio Scherer	Zanardi/Iame	KRC Waltenschwil	7	40.894	0.136	96,836
3	133	Lucas Ayrton Mauron	Zanardi/Iame	TB Motorsport	8	40.968	0.210	96,661
4	177	Boris Kaech	MAD/TM	Kart Club Thun Oberland	8	40.986	0.228	96,618
5	111	Yannik Brandt	Birel/Iame	Spirit Racing	8	41.217	0.459	96,077
6	105	Bastien Liénard	Formula K/Iame	-	8	41.287	0.529	95,914
7	101	Grégoire Saucy	Birel/-	Kart Club Jura	8	41.475	0.717	95,479
8	108	Marc Anthony Meynet	-/Iame	Kart Club Valais	8	41.800	1.042	94,737
9	125	Loic Caboussat	Birel/-	JD Racing Team	8	42.948	2.190	92,205

Announcements

These results are provisional until the conclusion of any judicial and technical matters



Schweizer Kart Meisterschaft 2013

KF3

Vesoul 1,100 Km

Qualifying

23.06.2013 10:00

Qualifying (6:00 Time) started at 10:12:01

Lap	Lap Tm	Diff	Time of Day
(130) Gjergj Haxhiu			
1	42.376	+1.618	10:13:53.127
2	41.560	+0.802	10:14:34.687
3	41.248	+0.490	10:15:15.935
4	41.014	+0.256	10:15:56.949
5	40.996	+0.238	10:16:37.945
6	40.933	+0.175	10:17:18.878
7	40.758		10:17:59.636
8	41.259	+0.501	10:18:40.895

Lap	Lap Tm	Diff	Time of Day
(113) Fabio Scherer			
1	43.204	+2.310	10:13:55.012
2	41.769	+0.875	10:14:36.781
3	41.230	+0.336	10:15:18.011
4	41.084	+0.190	10:15:59.095
5	41.059	+0.165	10:16:40.154
6	41.022	+0.128	10:17:21.176
7	40.894		10:18:02.070

Lap	Lap Tm	Diff	Time of Day
(133) Lucas Ayrton Mauron			
1	43.621	+2.653	10:13:19.697
2	42.151	+1.183	10:14:01.848
3	41.707	+0.739	10:14:43.555
4	41.263	+0.295	10:15:24.818
5	41.123	+0.155	10:16:05.941
6	41.179	+0.211	10:16:47.120
7	41.126	+0.158	10:17:28.246
8	40.968		10:18:09.214

Lap	Lap Tm	Diff	Time of Day
(177) Boris Kaech			
1	43.485	+2.499	10:13:24.191
2	41.950	+0.964	10:14:06.141
3	41.514	+0.528	10:14:47.655
4	41.306	+0.320	10:15:28.961
5	41.040	+0.054	10:16:10.001
6	41.402	+0.416	10:16:51.403
7	40.986		10:17:32.389
8	41.162	+0.176	10:18:13.551

Lap	Lap Tm	Diff	Time of Day
(111) Yannik Brandt			
1	44.019	+2.802	10:13:22.629
2	42.441	+1.224	10:14:05.070
3	41.513	+0.296	10:14:46.583
4	41.502	+0.285	10:15:28.085
5	41.544	+0.327	10:16:09.629
6	42.105	+0.888	10:16:51.734
7	41.244	+0.027	10:17:32.978
8	41.217		10:18:14.195

Lap	Lap Tm	Diff	Time of Day
(105) Bastien Liénard			
1	43.619	+2.332	10:13:21.676
2	42.026	+0.739	10:14:03.702
3	41.695	+0.408	10:14:45.397
4	41.393	+0.106	10:15:26.790
5	41.448	+0.161	10:16:08.238
6	41.347	+0.060	10:16:49.585
7	41.287		10:17:30.872
8	41.369	+0.082	10:18:12.241

Lap	Lap Tm	Diff	Time of Day
(101) Grégoire Saucy			
1	44.898	+3.423	10:13:32.622
2	42.797	+1.322	10:14:15.419
3	42.298	+0.823	10:14:57.717
4	42.096	+0.621	10:15:39.813
5	41.534	+0.059	10:16:21.347

Lap	Lap Tm	Diff	Time of Day
6	41.475		10:17:02.822
7	41.637	+0.162	10:17:44.459
8	41.489	+0.014	10:18:25.948

Lap	Lap Tm	Diff	Time of Day
(108) Marc Anthony Meynet			
1	45.999	+4.199	10:13:42.569
2	43.564	+1.764	10:14:26.133
3	42.405	+0.605	10:15:08.538
4	42.178	+0.378	10:15:50.716
5	42.465	+0.665	10:16:33.181
6	41.976	+0.176	10:17:15.157
7	41.900	+0.100	10:17:57.057
8	41.800		10:18:38.857

Lap	Lap Tm	Diff	Time of Day
(125) Loic Caboussat			
1	47.444	+4.496	10:13:36.371
2	45.220	+2.272	10:14:21.591
3	44.326	+1.378	10:15:05.917
4	43.895	+0.947	10:15:49.812
5	43.590	+0.642	10:16:33.402
6	42.948		10:17:16.350
7	43.012	+0.064	10:17:59.362
8	44.389	+1.441	10:18:43.751

Lap	Lap Tm	Diff	Time of Day
-----	--------	------	-------------





lista office **LO**



Schweizer Kart Meisterschaft 2013

KF3

Vesoul 1,100 Km

Race 1

23.06.2013 11:20


Race (16 Laps)

41.800	8
108 Marc Anthony Meynet	
41.287	6
105 Bastien Liénard	
40.986	4
177 Boris Kaech	
40.894	2
113 Fabio Scherer	

42.948	9	5
125 Loïc Caboussat		
41.475	7	4
101 Grégoire Saucy		
41.217	5	3
111 Yannik Brandt		
40.968	3	2
133 Lucas Ayrton Mauron		
40.758	1	1
130 Gjergj Haxhiu		

POLE POSITION

1





lista office **LO**



Schweizer Kart Meisterschaft 2013

KF3

Vesoul 1,100 Km

Race 1

23.06.2013 11:20

Race (16 Laps) started at 11:32:24

Pos	No.	Name	Chassis/Engine	Entrant	Total Tm	Laps	Diff	Best Tm	Ø km/h	Points
1	130	Gjergj Haxhiu	Swiss Hutless/BMB	Lugano Kart Team	10:58.181	16		40.840	96,265	20
2	133	Lucas Ayrton Mauron	Zanardi/lame	TB Motorsport	11:01.309	16	3.128	41.044	95,810	17
3	113	Fabio Scherer	Zanardi/lame	KRC Waltenschwil	11:01.360	16	3.179	41.016	95,803	15
4	177	Boris Kaech	MAD/TM	Kart Club Thun Oberland	11:03.683	16	5.502	41.123	95,467	13
5	105	Bastien Liénard	Formula K/lame	-	11:09.004	16	10.823	41.478	94,708	11
6	101	Grégoire Saucy	Birel/-	Kart Club Jura	11:10.943	16	12.762	41.338	94,434	10
7	111	Yannik Brandt	Birel/lame	Spirit Racing	11:11.084	16	12.903	41.380	94,414	9
8	108	Marc Anthony Meynet	-/lame	Kart Club Valais	11:15.326	16	17.145	41.807	93,821	8
9	125	Loic Caboussat	Birel/-	JD Racing Team	11:30.973	16	32.792	42.162	91,697	7

Announcements

These results are provisional until the conclusion of any judicial and technical matters

Started: 9 Classified: 9 not classified: 0

Margin of Victory	Ø km/h	Best Lap Tm	km/h	Best Lap by
3.128	96,265	40.840	96,964	130 - Gjergj Haxhiu

Official Timing www.motorsport-events.se / www.rgmmc.com

Orbits

Timekeeping James Geidel:

Rennleiter Paul Egli:

www.mylaps.com

Sportkommissar Alain Tissot:

Rennbüro:

Licensed to: Motorsport Events

Printed: 23.06.2013 11:46:25



Schweizer Kart Meisterschaft 2013

KF3

Vesoul 1,100 Km

Race 1

23.06.2013 11:20

Race (16 Laps) started at 11:32:24

Lap	Lap Tm	Diff	Time of Day
(130) Gjergj Haxhiu			
1	42.878	+2.038	11:33:07.739
2	41.454	+0.614	11:33:49.193
3	41.201	+0.361	11:34:30.394
4	40.957	+0.117	11:35:11.351
5	41.008	+0.168	11:35:52.359
6	41.089	+0.249	11:36:33.448
7	40.969	+0.129	11:37:14.417
8	40.993	+0.153	11:37:55.410
9	40.977	+0.137	11:38:36.387
10	40.840		11:39:17.227
11	40.896	+0.056	11:39:58.123
12	40.997	+0.157	11:40:39.120
13	40.845	+0.005	11:41:19.965
14	41.050	+0.210	11:42:01.015
15	40.960	+0.120	11:42:41.975
16	41.029	+0.189	11:43:23.004

Lap	Lap Tm	Diff	Time of Day
(133) Lucas Ayrton Mauron			
1	43.463	+2.419	11:33:08.395
2	41.524	+0.480	11:33:49.919
3	41.257	+0.213	11:34:31.176
4	41.141	+0.097	11:35:12.317
5	41.192	+0.148	11:35:53.509
6	41.044		11:36:34.553
7	41.294	+0.250	11:37:15.847
8	41.091	+0.047	11:37:56.938
9	41.051	+0.007	11:38:37.989
10	41.160	+0.116	11:39:19.149
11	41.120	+0.076	11:40:00.269
12	41.164	+0.120	11:40:41.433
13	41.061	+0.017	11:41:22.494
14	41.127	+0.083	11:42:03.621
15	41.166	+0.122	11:42:44.787
16	41.345	+0.301	11:43:26.132

Lap	Lap Tm	Diff	Time of Day
(113) Fabio Scherer			
1	43.883	+2.867	11:33:08.706
2	41.630	+0.614	11:33:50.336
3	41.225	+0.209	11:34:31.561
4	41.076	+0.060	11:35:12.637
5	41.232	+0.216	11:35:53.869
6	41.191	+0.175	11:36:35.060
7	41.090	+0.074	11:37:16.150
8	41.091	+0.075	11:37:57.241
9	41.094	+0.078	11:38:38.335
10	41.107	+0.091	11:39:19.442
11	41.085	+0.069	11:40:00.527
12	41.112	+0.096	11:40:41.639
13	41.143	+0.127	11:41:22.782
14	41.016		11:42:03.798
15	41.218	+0.202	11:42:45.016
16	41.167	+0.151	11:43:26.183

Lap	Lap Tm	Diff	Time of Day
(177) Boris Kaech			
1	43.919	+2.796	11:33:08.962
2	41.653	+0.530	11:33:50.615
3	41.403	+0.280	11:34:32.018
4	41.306	+0.183	11:35:13.324
5	41.474	+0.351	11:35:54.798
6	41.476	+0.353	11:36:36.274
7	41.318	+0.195	11:37:17.592
8	41.154	+0.031	11:37:58.746
9	41.153	+0.030	11:38:39.899
10	41.130	+0.007	11:39:21.029

Lap	Lap Tm	Diff	Time of Day
11	41.162	+0.039	11:40:02.191
12	41.123		11:40:43.314
13	41.254	+0.131	11:41:24.568
14	41.178	+0.055	11:42:05.746
15	41.414	+0.291	11:42:47.160
16	41.346	+0.223	11:43:28.506

Lap	Lap Tm	Diff	Time of Day
(105) Bastien Liénard			
1	44.587	+3.109	11:33:09.927
2	42.122	+0.644	11:33:52.049
3	41.658	+0.180	11:34:33.707
4	41.561	+0.083	11:35:15.268
5	41.555	+0.077	11:35:56.823
6	41.518	+0.040	11:36:38.341
7	41.595	+0.117	11:37:19.936
8	41.490	+0.012	11:38:01.426
9	41.520	+0.042	11:38:42.946
10	41.478		11:39:24.424
11	41.489	+0.011	11:40:05.913
12	41.478		11:40:47.391
13	41.500	+0.022	11:41:28.891
14	41.491	+0.013	11:42:10.382
15	41.945	+0.467	11:42:52.327
16	41.500	+0.022	11:43:33.827

Lap	Lap Tm	Diff	Time of Day
(101) Grégoire Saucy			
1	44.922	+3.584	11:33:10.382
2	42.357	+1.019	11:33:52.739
3	42.207	+0.869	11:34:34.946
4	41.626	+0.288	11:35:16.572
5	41.660	+0.322	11:35:58.232
6	41.629	+0.291	11:36:39.861
7	41.363	+0.025	11:37:21.224
8	41.608	+0.270	11:38:02.832
9	41.498	+0.160	11:38:44.330
10	41.815	+0.477	11:39:26.145
11	41.485	+0.147	11:40:07.630
12	41.338		11:40:48.968
13	41.417	+0.079	11:41:30.385
14	42.024	+0.686	11:42:12.409
15	41.720	+0.382	11:42:54.129
16	41.637	+0.299	11:43:35.766

Lap	Lap Tm	Diff	Time of Day
(111) Yannik Brandt			
1	45.000	+3.620	11:33:10.178
2	42.293	+0.913	11:33:52.471
3	41.728	+0.348	11:34:34.199
4	41.448	+0.068	11:35:15.647
5	41.527	+0.147	11:35:57.174
6	41.903	+0.523	11:36:39.077
7	42.149	+0.769	11:37:21.226
8	42.155	+0.775	11:38:03.381
9	41.967	+0.587	11:38:45.348
10	41.472	+0.092	11:39:26.820
11	41.510	+0.130	11:40:08.330
12	41.596	+0.216	11:40:49.926
13	41.380		11:41:31.306
14	41.511	+0.131	11:42:12.817
15	41.421	+0.041	11:42:54.238
16	41.669	+0.289	11:43:35.907

Lap	Lap Tm	Diff	Time of Day
(108) Marc Anthony Meynet			
1	44.423	+2.616	11:33:09.681
2	42.988	+1.181	11:33:52.669
3	42.242	+0.435	11:34:34.911
4	42.064	+0.257	11:35:16.975

Lap	Lap Tm	Diff	Time of Day
5	41.984	+0.177	11:35:58.959
6	41.858	+0.051	11:36:40.817
7	41.985	+0.178	11:37:22.802
8	41.807		11:38:04.609
9	41.813	+0.006	11:38:46.422
10	42.026	+0.219	11:39:28.448
11	41.942	+0.135	11:40:10.390
12	41.827	+0.020	11:40:52.217
13	42.023	+0.216	11:41:34.240
14	41.852	+0.045	11:42:16.092
15	42.084	+0.277	11:42:58.176
16	41.973	+0.166	11:43:40.149

Lap	Lap Tm	Diff	Time of Day
(125) Loïc Caboussat			
1	45.662	+3.500	11:33:11.626
2	43.083	+0.921	11:33:54.709
3	43.279	+1.117	11:34:37.988
4	43.218	+1.056	11:35:21.206
5	43.096	+0.934	11:36:04.302
6	43.257	+1.095	11:36:47.559
7	42.639	+0.477	11:37:30.198
8	42.820	+0.658	11:38:13.018
9	42.970	+0.808	11:38:55.988
10	42.756	+0.594	11:39:38.744
11	42.162		11:40:20.906
12	42.851	+0.689	11:41:03.757
13	42.480	+0.318	11:41:46.237
14	42.448	+0.286	11:42:28.685
15	43.872	+1.710	11:43:12.557
16	43.239	+1.077	11:43:55.796





lista office **LO**



Schweizer Kart Meisterschaft 2013

KF3

Vesoul 1,100 Km

Race 2


23.06.2013 14:20

Race (16 Laps)

108 Marc Anthony Meynet	8
101 Grégoire Saucy	6
177 Boris Kaech	4
133 Lucas Ayrton Mauron	2

125 Loic Caboussat	9
111 Yannik Brandt	7
105 Bastien Liénard	5
113 Fabio Scherer	3
130 Gjergj Haxhiu	1
POLE POSITION	1

5
4
3
2
1





lista office **LO**



Schweizer Kart Meisterschaft 2013

KF3

Vesoul 1,100 Km

Race 2

23.06.2013 14:20

Race (16 Laps) started at 13:59:25

Pos	No.	Name	Chassis/Engine	Entrant	Total Tm	Laps	Diff	Best Tm	Ø km/h	Points
1	130	Gjergj Haxhiu	Swiss Hutless/BMB	Lugano Kart Team	11:01.520	16		41.109	95,779	20
2	113	Fabio Scherer	Zanardi/lame	KRC Waltenschwil	11:04.532	16	3.012	41.304	95,345	17
3	133	Lucas Ayrton Mauron	Zanardi/lame	TB Motorsport	11:04.688	16	3.168	41.210	95,323	15
4	177	Boris Kaech	MAD/TM	Kart Club Thun Oberland	11:07.767	16	6.247	41.255	94,883	13
5	111	Yannik Brandt	Birel/lame	Spirit Racing	11:09.405	16	7.885	41.335	94,651	11
6	101	Grégoire Saucy	Birel/-	Kart Club Jura	11:13.191	16	11.671	41.535	94,119	10
7	105	Bastien Liéhard	Formula K/lame	-	11:15.221	16	13.701	41.530	93,836	9
8	108	Marc Anthony Meynet	-/lame	Kart Club Valais	11:17.220	16	15.700	41.971	93,559	8
9	125	Loic Caboussat	Birel/-	JD Racing Team	11:29.959	16	28.439	42.466	91,832	7

Announcements

These results are provisional until the conclusion of any judicial and technical matters

Started: 9 Classified: 9 not classified: 0

Margin of Victory	Ø km/h	Best Lap Tm	km/h	Best Lap by
3.012	95,779	41.109	96,329	130 - Gjergj Haxhiu

Official Timing www.motorsport-events.se / www.rgmmc.com

Orbits

Timekeeping James Geidel:

Rennleiter Paul Egli:

www.mylaps.com

Sportkommissar Alain Tissot:

Rennbüro:

Licensed to: Motorsport Events

Printed: 23.06.2013 14:13:35



Schweizer Kart Meisterschaft 2013

KF3

Vesoul 1,100 Km

Race 2

23.06.2013 14:20

Race (16 Laps) started at 13:59:25

Lap	Lap Tm	Diff	Time of Day
(130) Gjergj Haxhiu			
1	42.794	+1.685	14:00:07.850
2	41.620	+0.511	14:00:49.470
3	41.387	+0.278	14:01:30.857
4	41.230	+0.121	14:02:12.087
5	41.181	+0.072	14:02:53.268
6	41.211	+0.102	14:03:34.479
7	41.191	+0.082	14:04:15.670
8	41.109		14:04:56.779
9	41.179	+0.070	14:05:37.958
10	41.181	+0.072	14:06:19.139
11	41.212	+0.103	14:07:00.351
12	41.262	+0.153	14:07:41.613
13	41.400	+0.291	14:08:23.013
14	41.236	+0.127	14:09:04.249
15	41.192	+0.083	14:09:45.441
16	41.135	+0.026	14:10:26.576

Lap	Lap Tm	Diff	Time of Day
(113) Fabio Scherer			
1	42.928	+1.624	14:00:08.062
2	41.675	+0.371	14:00:49.737
3	41.526	+0.222	14:01:31.263
4	41.378	+0.074	14:02:12.641
5	41.335	+0.031	14:02:53.976
6	41.601	+0.297	14:03:35.577
7	41.445	+0.141	14:04:17.022
8	41.420	+0.116	14:04:58.442
9	41.365	+0.061	14:05:39.807
10	41.304		14:06:21.111
11	41.443	+0.139	14:07:02.554
12	41.361	+0.057	14:07:43.915
13	41.473	+0.169	14:08:25.388
14	41.370	+0.066	14:09:06.758
15	41.406	+0.102	14:09:48.164
16	41.424	+0.120	14:10:29.588

Lap	Lap Tm	Diff	Time of Day
(133) Lucas Ayrton Mauron			
1	43.485	+2.275	14:00:08.634
2	41.814	+0.604	14:00:50.448
3	41.641	+0.431	14:01:32.089
4	41.471	+0.261	14:02:13.560
5	41.266	+0.056	14:02:54.826
6	41.422	+0.212	14:03:36.248
7	41.410	+0.200	14:04:17.658
8	41.250	+0.040	14:04:58.908
9	41.210		14:05:40.118
10	41.237	+0.027	14:06:21.355
11	41.422	+0.212	14:07:02.777
12	41.385	+0.175	14:07:44.162
13	41.449	+0.239	14:08:25.611
14	41.321	+0.111	14:09:06.932
15	41.545	+0.335	14:09:48.477
16	41.267	+0.057	14:10:29.744

Lap	Lap Tm	Diff	Time of Day
(177) Boris Kaech			
1	43.700	+2.445	14:00:08.964
2	41.862	+0.607	14:00:50.826
3	41.673	+0.418	14:01:32.499
4	42.680	+1.425	14:02:15.179
5	41.369	+0.114	14:02:56.548
6	41.530	+0.275	14:03:38.078
7	41.830	+0.575	14:04:19.908
8	42.055	+0.800	14:05:01.963
9	41.380	+0.125	14:05:43.343
10	41.255		14:06:24.598

Lap	Lap Tm	Diff	Time of Day
11	41.391	+0.136	14:07:05.989
12	41.371	+0.116	14:07:47.360
13	41.378	+0.123	14:08:28.738
14	41.394	+0.139	14:09:10.132
15	41.283	+0.028	14:09:51.415
16	41.408	+0.153	14:10:32.823

Lap	Lap Tm	Diff	Time of Day
(111) Yannik Brandt			
1	44.055	+2.720	14:00:09.394
2	42.094	+0.759	14:00:51.488
3	41.632	+0.297	14:01:33.120
4	41.740	+0.405	14:02:14.860
5	41.589	+0.254	14:02:56.449
6	41.558	+0.223	14:03:38.007
7	41.826	+0.491	14:04:19.833
8	42.460	+1.125	14:05:02.293
9	41.446	+0.111	14:05:43.739
10	41.335		14:06:25.074
11	41.447	+0.112	14:07:06.521
12	41.596	+0.261	14:07:48.117
13	41.593	+0.258	14:08:29.710
14	41.433	+0.098	14:09:11.143
15	41.544	+0.209	14:09:52.687
16	41.774	+0.439	14:10:34.461

Lap	Lap Tm	Diff	Time of Day
(101) Grégoire Saucy			
1	44.527	+2.992	14:00:09.906
2	42.249	+0.714	14:00:52.155
3	41.837	+0.302	14:01:33.992
4	42.042	+0.507	14:02:16.034
5	42.091	+0.556	14:02:58.125
6	41.859	+0.324	14:03:39.984
7	41.777	+0.242	14:04:21.761
8	41.729	+0.194	14:05:03.490
9	41.675	+0.140	14:05:45.165
10	41.810	+0.275	14:06:26.975
11	41.535		14:07:08.510
12	41.974	+0.439	14:07:50.484
13	41.702	+0.167	14:08:32.186
14	41.749	+0.214	14:09:13.935
15	42.001	+0.466	14:09:55.936
16	42.311	+0.776	14:10:38.247

Lap	Lap Tm	Diff	Time of Day
(105) Bastien Liénard			
1	43.123	+1.593	14:00:08.345
2	42.000	+0.470	14:00:50.345
3	42.065	+0.535	14:01:32.410
4	46.822	+5.292	14:02:19.232
5	41.725	+0.195	14:03:00.957
6	41.883	+0.353	14:03:42.840
7	42.030	+0.500	14:04:24.870
8	42.065	+0.535	14:05:06.935
9	41.573	+0.043	14:05:48.508
10	41.615	+0.085	14:06:30.123
11	41.585	+0.055	14:07:11.708
12	41.779	+0.249	14:07:53.487
13	42.063	+0.533	14:08:35.550
14	41.530		14:09:17.080
15	41.615	+0.085	14:09:58.695
16	41.582	+0.052	14:10:40.277

Lap	Lap Tm	Diff	Time of Day
(108) Marc Anthony Meynet			
1	44.226	+2.255	14:00:09.741
2	42.398	+0.427	14:00:52.139
3	42.257	+0.286	14:01:34.396
4	42.214	+0.243	14:02:16.610

Lap	Lap Tm	Diff	Time of Day
5	42.338	+0.367	14:02:58.948
6	42.115	+0.144	14:03:41.063
7	42.150	+0.179	14:04:23.213
8	42.010	+0.039	14:05:05.223
9	42.133	+0.162	14:05:47.356
10	41.971		14:06:29.327
11	41.986	+0.015	14:07:11.313
12	42.105	+0.134	14:07:53.418
13	42.632	+0.661	14:08:36.050
14	41.996	+0.025	14:09:18.046
15	42.043	+0.072	14:10:00.089
16	42.187	+0.216	14:10:42.276

Lap	Lap Tm	Diff	Time of Day
(125) Loïc Caboussat			
1	45.723	+3.257	14:00:11.530
2	43.396	+0.930	14:00:54.926
3	43.257	+0.791	14:01:38.183
4	42.817	+0.351	14:02:21.000
5	42.647	+0.181	14:03:03.647
6	42.894	+0.428	14:03:46.541
7	42.912	+0.446	14:04:29.453
8	42.895	+0.429	14:05:12.348
9	43.031	+0.565	14:05:55.379
10	42.690	+0.224	14:06:38.069
11	42.912	+0.446	14:07:20.981
12	42.947	+0.481	14:08:03.928
13	42.917	+0.451	14:08:46.845
14	42.466		14:09:29.311
15	42.972	+0.506	14:10:12.283
16	42.732	+0.266	14:10:55.015



lista office **LO**



Schweizer Kart Meisterschaft 2013

KF3

Vesoul 1,100 Km

Final


23.06.2013 16:20

Race (20 Laps)

108 Marc Anthony Meynet	8
105 Bastien Liénard	6
177 Boris Kaech	4
113 Fabio Scherer	2

125 Loic Caboussat	9
101 Grégoire Saucy	7
111 Yannik Brandt	5
133 Lucas Ayrton Mauron	3
130 Gjergj Haxhiu	1
POLE POSITION	1

5
4
3
2
1





lista office **LO**



Schweizer Kart Meisterschaft 2013

KF3

Vesoul 1,100 Km

Final

23.06.2013 16:20

Race (20 Laps) started at 15:36:52

Pos	No.	Name	Chassis/Engine	Entrant	Total Tm	Laps	Diff	Best Tm	Ø km/h	Points
1	130	Gjergj Haxhiu	Swiss Hutless/BMB	Lugano Kart Team	13:47.488	20		41.028	95,711	30
2	133	Lucas Ayrton Mauron	Zanardi/lame	TB Motorsport	13:52.109	20	4.621	41.137	95,180	25
3	113	Fabio Scherer	Zanardi/lame	KRC Waltenschwil	13:52.196	20	4.708	41.156	95,170	21
4	105	Bastien Liénard	Formula K/lame	-	13:55.119	20	7.631	41.392	94,837	19
5	177	Boris Kaech	MAD/TM	Kart Club Thun Oberland	13:59.590	20	12.102	41.588	94,332	17
6	111	Yannik Brandt	Birel/lame	Spirit Racing	14:06.620	20	19.132	41.816	93,548	15
7	108	Marc Anthony Meynet	-/lame	Kart Club Valais	14:07.363	20	19.875	41.953	93,466	14
8	125	Loic Caboussat	Birel/-	JD Racing Team	14:21.065	20	33.577	42.534	91,979	13
Not classified (60% = 12 Laps)										
	101	Grégoire Saucy	Birel/-	Kart Club Jura						0

Announcements

These results are provisional until the conclusion of any judicial and technical matters

Started: 9 Classified: 8 not classified: 1

Margin of Victory	Ø km/h	Best Lap Tm	km/h	Best Lap by
4.621	95,711	41.028	96,519	130 - Gjergj Haxhiu

Official Timing www.motorsport-events.se / www.rgmmc.com

Orbits

Timekeeping James Geidel:

Rennleiter Paul Egli:

www.mylaps.com

Sportkommissar Alain Tissot:

Rennbüro:

Licensed to: Motorsport Events

Printed: 23.06.2013 15:52:42



lista office



Schweizer Kart Meisterschaft 2013

KF3

Vesoul 1,100 Km

Final

23.06.2013 16:20

Race (20 Laps) started at 15:36:52

Lap	Lap Tm	Diff	Time of Day
(130) Gjergj Haxhiu			
1	42.810	+1.782	15:37:35.294
2	42.054	+1.026	15:38:17.348
3	41.489	+0.461	15:38:58.837
4	41.373	+0.345	15:39:40.210
5	41.387	+0.359	15:40:21.597
6	41.449	+0.421	15:41:03.046
7	41.204	+0.176	15:41:44.250
8	41.296	+0.268	15:42:25.546
9	41.299	+0.271	15:43:06.845
10	41.211	+0.183	15:43:48.056
11	41.260	+0.232	15:44:29.316
12	41.028		15:45:10.344
13	41.098	+0.070	15:45:51.442
14	41.196	+0.168	15:46:32.638
15	41.235	+0.207	15:47:13.873
16	41.221	+0.193	15:47:55.094
17	41.199	+0.171	15:48:36.293
18	41.170	+0.142	15:49:17.463
19	41.313	+0.285	15:49:58.776
20	41.135	+0.107	15:50:39.911

Lap	Lap Tm	Diff	Time of Day
(133) Lucas Ayrton Mauron			
1	43.042	+1.905	15:37:35.604
2	42.099	+0.962	15:38:17.703
3	42.094	+0.957	15:38:59.797
4	41.989	+0.852	15:39:41.786
5	42.337	+1.200	15:40:24.123
6	41.494	+0.357	15:41:05.617
7	41.453	+0.316	15:41:47.070
8	41.453	+0.316	15:42:28.523
9	41.343	+0.206	15:43:09.866
10	41.271	+0.134	15:43:51.137
11	41.309	+0.172	15:44:32.446
12	41.137		15:45:13.583
13	41.308	+0.171	15:45:54.891
14	41.316	+0.179	15:46:36.207
15	41.307	+0.170	15:47:17.514
16	41.149	+0.012	15:47:58.663
17	41.262	+0.125	15:48:39.925
18	41.432	+0.295	15:49:21.357
19	41.232	+0.095	15:50:02.589
20	41.943	+0.806	15:50:44.532

Lap	Lap Tm	Diff	Time of Day
(113) Fabio Scherer			
1	42.812	+1.656	15:37:35.235
2	42.281	+1.125	15:38:17.516
3	42.347	+1.191	15:38:59.863
4	41.966	+0.810	15:39:41.829
5	41.669	+0.513	15:40:23.498
6	41.399	+0.243	15:41:04.897
7	41.320	+0.164	15:41:46.217
8	41.458	+0.302	15:42:27.675
9	41.439	+0.283	15:43:09.114
10	41.342	+0.186	15:43:50.456
11	41.383	+0.227	15:44:31.839
12	41.299	+0.143	15:45:13.138
13	41.311	+0.155	15:45:54.449
14	41.456	+0.300	15:46:35.905
15	41.311	+0.155	15:47:17.216
16	41.156		15:47:58.372
17	41.451	+0.295	15:48:39.823
18	41.310	+0.154	15:49:21.133
19	41.381	+0.225	15:50:02.514
20	42.105	+0.949	15:50:44.619

Lap	Lap Tm	Diff	Time of Day
(105) Bastien Liénard			
1	43.004	+1.612	15:37:35.730
2	42.347	+0.955	15:38:18.077
3	41.994	+0.602	15:39:00.071
4	41.978	+0.586	15:39:42.049
5	42.370	+0.978	15:40:24.419
6	41.494	+0.102	15:41:05.913
7	41.572	+0.180	15:41:47.485
8	41.595	+0.203	15:42:29.080
9	41.552	+0.160	15:43:10.632
10	41.411	+0.019	15:43:52.043
11	41.540	+0.148	15:44:33.583
12	41.465	+0.073	15:45:15.048
13	41.454	+0.062	15:45:56.502
14	41.574	+0.182	15:46:38.076
15	41.591	+0.199	15:47:19.667
16	41.584	+0.192	15:48:01.251
17	41.392		15:48:42.643
18	41.509	+0.117	15:49:24.152
19	41.650	+0.258	15:50:05.802
20	41.740	+0.348	15:50:47.542

Lap	Lap Tm	Diff	Time of Day
(177) Boris Kaech			
1	44.153	+2.565	15:37:36.669
2	42.429	+0.841	15:38:19.098
3	42.555	+0.967	15:39:01.653
4	42.435	+0.847	15:39:44.088
5	41.983	+0.395	15:40:26.071
6	42.017	+0.429	15:41:08.088
7	41.887	+0.299	15:41:49.975
8	41.867	+0.279	15:42:31.842
9	41.776	+0.188	15:43:13.618
10	41.764	+0.176	15:43:55.382
11	41.723	+0.135	15:44:37.105
12	41.666	+0.078	15:45:18.771
13	41.657	+0.069	15:46:00.428
14	41.588		15:46:42.016
15	41.640	+0.052	15:47:23.656
16	41.684	+0.096	15:48:05.340
17	41.713	+0.125	15:48:47.053
18	41.669	+0.081	15:49:28.722
19	41.672	+0.084	15:50:10.394
20	41.619	+0.031	15:50:52.013

Lap	Lap Tm	Diff	Time of Day
(111) Yannik Brandt			
1	44.254	+2.438	15:37:36.944
2	42.360	+0.544	15:38:19.304
3	42.284	+0.468	15:39:01.588
4	43.153	+1.337	15:39:44.741
5	42.486	+0.670	15:40:27.227
6	42.325	+0.509	15:41:09.552
7	42.033	+0.217	15:41:51.585
8	42.195	+0.379	15:42:33.780
9	42.124	+0.308	15:43:15.904
10	42.196	+0.380	15:43:58.100
11	41.902	+0.086	15:44:40.002
12	41.925	+0.109	15:45:21.927
13	41.816		15:46:03.743
14	42.064	+0.248	15:46:45.807
15	42.109	+0.293	15:47:27.916
16	42.330	+0.514	15:48:10.246
17	42.238	+0.422	15:48:52.484
18	42.148	+0.332	15:49:34.632
19	42.147	+0.331	15:50:16.779
20	42.264	+0.448	15:50:59.043

Lap	Lap Tm	Diff	Time of Day
(108) Marc Anthony Meynet			
1	44.307	+2.354	15:37:37.165
2	42.675	+0.722	15:38:19.840
3	42.546	+0.593	15:39:02.386
4	42.403	+0.450	15:39:44.789
5	42.369	+0.416	15:40:27.158
6	42.865	+0.912	15:41:09.023
7	42.111	+0.158	15:41:51.134
8	42.269	+0.316	15:42:33.403
9	42.083	+0.130	15:43:15.486
10	42.183	+0.230	15:43:57.669
11	42.132	+0.179	15:44:40.801
12	42.010	+0.057	15:45:22.811
13	41.976	+0.023	15:46:04.787
14	41.953		15:46:46.740
15	42.271	+0.318	15:47:29.011
16	42.300	+0.347	15:48:11.311
17	42.192	+0.239	15:48:53.503
18	42.093	+0.140	15:49:35.596
19	42.097	+0.144	15:50:17.693
20	42.093	+0.140	15:50:59.786

Lap	Lap Tm	Diff	Time of Day
(125) Loic Caboussat			
1	44.971	+2.437	15:37:38.485
2	42.859	+0.325	15:38:21.344
3	42.903	+0.369	15:39:04.247
4	43.094	+0.560	15:39:47.341
5	43.104	+0.570	15:40:30.445
6	43.082	+0.548	15:41:13.527
7	42.957	+0.423	15:41:56.484
8	42.915	+0.381	15:42:39.399
9	42.903	+0.369	15:43:22.302
10	42.682	+0.148	15:44:04.984
11	42.783	+0.249	15:44:47.767
12	42.828	+0.294	15:45:30.595
13	42.715	+0.181	15:46:13.310
14	42.781	+0.247	15:46:56.091
15	43.087	+0.553	15:47:39.178
16	42.724	+0.190	15:48:21.902
17	42.753	+0.219	15:49:04.655
18	43.237	+0.703	15:49:47.892
19	42.534		15:50:30.426
20	43.062	+0.528	15:51:13.488