



lista office **LO**



# Schweizer Kart Meisterschaft 2013

Super Mini

Vesoul 1,100 Km

Practice

23.06.2013 08:40

Practice (8:00 Time) started at 8:52:58

Pos	No.	Name	Chassis/Engine	Entrant	Laps	Best Tm	Diff In Lap	km/h
1	99	Ricardo Feller	Top-Kart/lame Parilla	-	9	47.236		83,834
2	66	Fernando Feller	Top-Kart/lame Parilla	-	7	47.274	0.038	83,767
3	1	Robin Furrer	Top Kart/lame Parilla	Kart Club Locarno	10	47.337	0.101	83,655
4	69	Luca Zemp	Top Kart/lame Parilla	-	10	47.514	0.278	83,344
5	9	Savio Moccia	OK1/lame Parilla	-	10	47.554	0.318	83,274
6	27	Grégoire Huguenin	Top-Kart/LKE	Kart Club Valais	10	47.850	0.614	82,759
7	7	Philipp Kissling	RK/LKE	Spirit Racing	10	47.851	0.615	82,757
8	97	Luca Pozzo	Top-Kart/LKE	Kartclub Schaffhausen	10	47.873	0.637	82,719
9	10	Florence Sauter	RK/LKE	Spirit Racing	9	48.160	0.924	82,226
10	5	Elias Peter	RK/LKE	Spirit Racing	8	48.255	1.019	82,064
11	88	Axel Gnos	Birel/LKE	JD Racing Team	9	49.627	2.391	79,795
12	12	Karin Sauter	Swiss Hutless/lame Parilla	-	9	50.117	2.881	79,015
13	6	Elias Wigger	Top Kart/LKE	-	6	54.310	7.074	72,915



# Schweizer Kart Meisterschaft 2013

Super Mini

Vesoul 1,100 Km

Practice

23.06.2013 08:40

Practice (8:00 Time) started at 8:52:58

Lap	Lap Tm	Diff	Time of Day
<b>(99) Ricardo Feller</b>			
1	49.571	+2.335	8:54:39.159
2	47.712	+0.476	8:55:26.871
3	47.828	+0.592	8:56:14.699
4	47.796	+0.560	8:57:02.495
5	47.670	+0.434	8:57:50.165
6	47.836	+0.600	8:58:38.001
7	47.404	+0.168	8:59:25.405
8	47.445	+0.209	9:00:12.850
9	<b>47.236</b>		9:01:00.086

Lap	Lap Tm	Diff	Time of Day
<b>(66) Fernando Feller</b>			
1	48.202	+0.928	8:54:22.069
2	47.848	+0.574	8:55:09.917
3	47.585	+0.311	8:55:57.502
4	47.519	+0.245	8:56:45.021
5	47.595	+0.321	8:57:32.616
6	3:04.452	+2:17.178	9:00:37.068
7	<b>47.274</b>		9:01:24.342

Lap	Lap Tm	Diff	Time of Day
<b>(1) Robin Furrer</b>			
1	48.691	+1.354	8:54:24.396
2	48.385	+1.048	8:55:12.781
3	47.620	+0.283	8:56:00.401
4	47.623	+0.286	8:56:48.024
5	47.464	+0.127	8:57:35.488
6	47.738	+0.401	8:58:23.226
7	48.032	+0.695	8:59:11.258
8	47.445	+0.108	8:59:58.703
9	<b>47.337</b>		9:00:46.040
10	47.454	+0.117	9:01:33.494

Lap	Lap Tm	Diff	Time of Day
<b>(69) Luca Zemp</b>			
1	49.064	+1.550	8:54:24.257
2	48.719	+1.205	8:55:12.976
3	47.944	+0.430	8:56:00.920
4	47.858	+0.344	8:56:48.778
5	47.905	+0.391	8:57:36.683
6	47.805	+0.291	8:58:24.488
7	47.800	+0.286	8:59:12.288
8	47.750	+0.236	9:00:00.038
9	<b>47.514</b>		9:00:47.552
10	47.872	+0.358	9:01:35.424

Lap	Lap Tm	Diff	Time of Day
<b>(9) Savio Moccia</b>			
1	49.969	+2.415	8:54:28.698
2	48.338	+0.784	8:55:17.036
3	48.126	+0.572	8:56:05.162
4	48.608	+1.054	8:56:53.770
5	48.206	+0.652	8:57:41.976
6	47.974	+0.420	8:58:29.950
7	47.764	+0.210	8:59:17.714
8	47.839	+0.285	9:00:05.553
9	47.657	+0.103	9:00:53.210
10	<b>47.554</b>		9:01:40.764

Lap	Lap Tm	Diff	Time of Day
<b>(27) Grégoire Huguenin</b>			
1	49.277	+1.427	8:54:27.214
2	48.834	+0.984	8:55:16.048
3	48.969	+1.119	8:56:05.017
4	48.922	+1.072	8:56:53.939
5	48.311	+0.461	8:57:42.250
6	<b>47.850</b>		8:58:30.100
7	48.855	+1.005	8:59:18.955
8	48.852	+1.002	9:00:07.807

Lap	Lap Tm	Diff	Time of Day
9	48.096	+0.246	9:00:55.903
10	48.142	+0.292	9:01:44.045

Lap	Lap Tm	Diff	Time of Day
<b>(7) Philipp Kissling</b>			
1	50.140	+2.289	8:54:29.085
2	48.936	+1.085	8:55:18.021
3	49.263	+1.412	8:56:07.284
4	48.505	+0.654	8:56:55.789
5	48.457	+0.606	8:57:44.246
6	48.135	+0.284	8:58:32.381
7	47.943	+0.092	8:59:20.324
8	<b>47.851</b>		9:00:08.175
9	48.160	+0.309	9:00:56.335
10	48.320	+0.469	9:01:44.655

Lap	Lap Tm	Diff	Time of Day
<b>(97) Luca Pozzo</b>			
1	49.112	+1.239	8:54:24.202
2	49.150	+1.277	8:55:13.352
3	48.304	+0.431	8:56:01.656
4	48.239	+0.366	8:56:49.895
5	48.217	+0.344	8:57:38.112
6	47.998	+0.125	8:58:26.110
7	48.161	+0.288	8:59:14.271
8	48.365	+0.492	9:00:02.636
9	<b>47.873</b>		9:00:50.509
10	47.976	+0.103	9:01:38.485

Lap	Lap Tm	Diff	Time of Day
<b>(10) Florence Sauter</b>			
1	50.671	+2.511	8:54:30.170
2	48.741	+0.581	8:55:18.911
3	48.478	+0.318	8:56:07.389
4	48.856	+0.696	8:56:56.245
5	48.294	+0.134	8:57:44.539
6	<b>48.160</b>		8:58:32.699
7	50.137	+1.977	8:59:22.836
8	48.868	+0.708	9:00:11.704
9	48.275	+0.115	9:00:59.979

Lap	Lap Tm	Diff	Time of Day
<b>(5) Elias Peter</b>			
1	50.727	+2.472	8:54:28.654
2	49.302	+1.047	8:55:17.956
3	49.160	+0.905	8:56:07.116
4	49.018	+0.763	8:56:56.134
5	48.256	+0.001	8:57:44.390
6	<b>48.255</b>		8:58:32.645
7	2:00.137	+1:11.882	9:00:32.782
8	48.957	+0.702	9:01:21.739

Lap	Lap Tm	Diff	Time of Day
<b>(88) Axel Gnos</b>			
1	53.234	+3.607	8:54:41.202
2	50.301	+0.674	8:55:31.503
3	50.552	+0.925	8:56:22.055
4	50.356	+0.729	8:57:12.411
5	49.892	+0.265	8:58:02.303
6	<b>49.627</b>		8:58:51.930
7	50.196	+0.569	8:59:42.126
8	50.190	+0.563	9:00:32.316
9	49.703	+0.076	9:01:22.019

Lap	Lap Tm	Diff	Time of Day
<b>(12) Karin Sauter</b>			
1	51.387	+1.270	8:54:53.007
2	50.484	+0.367	8:55:43.491
3	50.199	+0.082	8:56:33.690
4	50.521	+0.404	8:57:24.211
5	50.807	+0.690	8:58:15.018
6	<b>50.117</b>		8:59:05.135





lista office



## Schweizer Kart Meisterschaft 2013

Super Mini

Vesoul 1,100 Km

Qualifying

23.06.2013 09:40

Qualifying (6:00 Time) started at 9:53:25

Pos	No.	Name	Chassis/Engine	Entrant	Laps	Best Tm	Diff In Lap	km/h
1	1	Robin Furrer	Top Kart/lame Parilla	Kart Club Locarno	7	46.806		84,605
2	99	Ricardo Feller	Top-Kart/lame Parilla	-	7	46.831	0.025	84,559
3	9	Savio Moccia	OK1/lame Parilla	-	7	46.993	0.187	84,268
4	66	Fernando Feller	Top-Kart/lame Parilla	-	7	47.086	0.280	84,101
5	69	Luca Zemp	Top Kart/lame Parilla	-	7	47.215	0.409	83,872
6	27	Grégoire Huguenin	Top-Kart/LKE	Kart Club Valais	7	47.398	0.592	83,548
7	7	Philipp Kissling	RK/LKE	Spirit Racing	7	47.489	0.683	83,388
8	97	Luca Pozzo	Top-Kart/LKE	Kartclub Schaffhausen	7	47.613	0.807	83,171
9	10	Florence Sauter	RK/LKE	Spirit Racing	7	48.014	1.208	82,476
10	6	Elias Wigger	Top Kart/LKE	-	7	48.568	1.762	81,535
11	5	Elias Peter	RK/LKE	Spirit Racing	5	48.673	1.867	81,359
12	12	Karin Sauter	Swiss Hutless/lame Parilla	-	6	48.956	2.150	80,889
13	88	Axel Gnos	Birel/LKE	JD Racing Team	4	49.362	2.556	80,224

## Announcements

These results are provisional until the conclusion of any judicial and technical matters



# Schweizer Kart Meisterschaft 2013

Super Mini

Vesoul 1,100 Km

Qualifying

23.06.2013 09:40

Qualifying (6:00 Time) started at 9:53:25

Lap	Lap Tm	Diff	Time of Day
<b>(1) Robin Furrer</b>			
1	47.900	+1.094	9:54:49.286
2	48.032	+1.226	9:55:37.318
3	47.270	+0.464	9:56:24.588
4	47.165	+0.359	9:57:11.753
5	<b>46.806</b>		9:57:58.559
6	46.882	+0.076	9:58:45.441
7	46.945	+0.139	9:59:32.386
<b>(99) Ricardo Feller</b>			
1	47.715	+0.884	9:55:18.018
2	47.921	+1.090	9:56:05.939
3	47.054	+0.223	9:56:52.993
4	46.928	+0.097	9:57:39.921
5	47.048	+0.217	9:58:26.969
6	<b>46.831</b>		9:59:13.800
7	47.404	+0.573	10:00:01.204
<b>(9) Savio Moccia</b>			
1	49.418	+2.425	9:54:55.387
2	47.661	+0.668	9:55:43.048
3	47.442	+0.449	9:56:30.490
4	<b>46.993</b>		9:57:17.483
5	47.321	+0.328	9:58:04.804
6	47.343	+0.350	9:58:52.147
7	47.224	+0.231	9:59:39.371
<b>(66) Fernando Feller</b>			
1	48.212	+1.126	9:54:52.715
2	47.462	+0.376	9:55:40.177
3	47.454	+0.368	9:56:27.631
4	47.277	+0.191	9:57:14.908
5	47.146	+0.060	9:58:02.054
6	<b>47.086</b>		9:58:49.140
7	47.147	+0.061	9:59:36.287
<b>(69) Luca Zemp</b>			
1	49.217	+2.002	9:55:00.110
2	47.714	+0.499	9:55:47.824
3	47.536	+0.321	9:56:35.360
4	47.324	+0.109	9:57:22.684
5	47.701	+0.486	9:58:10.385
6	<b>47.215</b>		9:58:57.600
7	47.299	+0.084	9:59:44.899
<b>(27) Grégoire Huguenin</b>			
1	49.448	+2.050	9:55:00.703
2	47.751	+0.353	9:55:48.454
3	47.507	+0.109	9:56:35.961
4	47.580	+0.182	9:57:23.541
5	47.535	+0.137	9:58:11.076
6	<b>47.398</b>		9:58:58.474
7	47.762	+0.364	9:59:46.236
<b>(7) Philipp Kissling</b>			
1	48.770	+1.281	9:54:53.783
2	48.216	+0.727	9:55:41.999
3	<b>47.489</b>		9:56:29.488
4	47.646	+0.157	9:57:17.134
5	48.251	+0.762	9:58:05.385
6	50.500	+3.011	9:58:55.885
7	48.385	+0.896	9:59:44.270
<b>(97) Luca Pozzo</b>			
1	49.670	+2.057	9:54:55.849

Lap	Lap Tm	Diff	Time of Day
2	48.293	+0.680	9:55:44.142
3	48.158	+0.545	9:56:32.300
4	<b>47.613</b>		9:57:19.913
5	47.673	+0.060	9:58:07.586
6	47.770	+0.157	9:58:55.356
7	48.475	+0.862	9:59:43.831
<b>(10) Florence Sauter</b>			
1	50.118	+2.104	9:54:57.548
2	48.492	+0.478	9:55:46.040
3	48.247	+0.233	9:56:34.287
4	48.130	+0.116	9:57:22.417
5	48.125	+0.111	9:58:10.542
6	<b>48.014</b>		9:58:58.556
7	1:00.433	+12.419	9:59:58.989
<b>(6) Elias Wigger</b>			
1	50.695	+2.127	9:55:15.384
2	51.427	+2.859	9:56:06.811
3	49.677	+1.109	9:56:56.488
4	48.735	+0.167	9:57:45.223
5	<b>48.568</b>		9:58:33.791
6	48.674	+0.106	9:59:22.465
7	48.931	+0.363	10:00:11.396
<b>(5) Elias Peter</b>			
1	59.096	+10.423	9:56:14.326
2	49.547	+0.874	9:57:03.873
3	<b>48.673</b>		9:57:52.546
4	48.867	+0.194	9:58:41.413
5	48.694	+0.021	9:59:30.107
<b>(12) Karin Sauter</b>			
1	1:04.256	+15.300	9:55:35.805
2	49.851	+0.895	9:56:25.656
3	49.702	+0.746	9:57:15.358
4	<b>48.956</b>		9:58:04.314
5	49.528	+0.572	9:58:53.842
6	50.359	+1.403	9:59:44.201
<b>(88) Axel Gnos</b>			
1	51.446	+2.084	9:55:28.684
2	49.728	+0.366	9:56:18.412
3	49.949	+0.587	9:57:08.361
4	<b>49.362</b>		9:57:57.723

Lap	Lap Tm	Diff	Time of Day
-----	--------	------	-------------





lista office **LO**



# Schweizer Kart Meisterschaft 2013

Super Mini

Vesoul 1,100 Km

Race 1


23.06.2013 10:50

Race (10 Laps)

48.956 12 Karin Sauter
<b>12</b> 48.568 6 Elias Wigger
<b>10</b> 47.613 97 Luca Pozzo
<b>8</b> 47.398 27 Grégoire Huguenin
<b>6</b> 47.086 66 Fernando Feller
<b>4</b> 46.831 99 Ricardo Feller
<b>2</b>

49.362 88 Axel Gnos
<b>13</b> 48.673 5 Elias Peter
<b>11</b> 48.014 10 Florence Sauter
<b>9</b> 47.489 7 Philipp Kissling
<b>7</b> 47.215 69 Luca Zemp
<b>5</b> 46.993 9 Savio Moccia
<b>3</b> 46.806 1 Robin Furrer
<b>POLE POSITION 1</b>

7  
6  
5  
4  
3  
2  
1





lista office



## Schweizer Kart Meisterschaft 2013

Super Mini

Vesoul 1,100 Km

Race 1

23.06.2013 10:50

Race (10 Laps) started at 10:48:40

Pos	No.	Name	Chassis/Engine	Entrant	Total Tm	Laps	Diff	Best Tm	Ø km/h	Points
1	1	Robin Furrer	Top Kart/Iame Parilla	Kart Club Locarno	7:52.061	10		46.891	83,887	20
2	66	Fernando Feller	Top-Kart/Iame Parilla	-	7:54.134	10	2.073	46.881	83,521	17
3	9	Savio Moccia	OK1/Iame Parilla	-	7:56.797	10	4.736	47.093	83,054	15
4	7	Philipp Kissling	RK/LKE	Spirit Racing	7:56.873	10	4.812	46.961	83,041	13
5	97	Luca Pozzo	Top-Kart/LKE	Kartclub Schaffhausen	7:59.896	10	7.835	47.532	82,518	11
6	69	Luca Zemp	Top Kart/Iame Parilla	-	8:07.916	10	15.855	47.259	81,162	10
7	27	Grégoire Huguenin	Top-Kart/LKE	Kart Club Valais	8:08.254	10	16.193	47.307	81,105	9
8	10	Florence Sauter	RK/LKE	Spirit Racing	8:13.986	10	21.925	47.498	80,164	8
9	5	Elias Peter	RK/LKE	Spirit Racing	8:14.128	10	22.067	47.964	80,141	7
10	99	Ricardo Feller	Top-Kart/Iame Parilla	-	8:19.619	10	27.558	46.968	79,260	6
11	6	Elias Wigger	Top Kart/LKE	-	8:24.409	10	32.348	48.338	78,508	5
12	88	Axel Gnos	Birel/LKE	JD Racing Team	8:31.408	10	39.347	48.835	77,433	4
13	12	Karin Sauter	Swiss Hutless/Iame Parilla	-	8:06.728	9	1 Lap	49.404	73,224	3

## Announcements

These results are provisional until the conclusion of any judicial and technical matters

Started: 13      Classified: 13      not classified: 0

Margin of Victory	Ø km/h	Best Lap Tm	km/h	Best Lap by
2.073	83,887	46.881	84,469	66 - Fernando Feller

Official Timing [www.motorsport-events.se](http://www.motorsport-events.se) / [www.rgmmc.com](http://www.rgmmc.com)

Orbits

Timekeeping James Geidel:

Rennleiter Paul Egli:

[www.mylaps.com](http://www.mylaps.com)

Sportkommissar Alain Tissot:

Rennbüro:

Licensed to: Motorsport Events

Printed: 23.06.2013 10:59:50



# Schweizer Kart Meisterschaft 2013

Super Mini

Vesoul 1,100 Km

Race 1

23.06.2013 10:50

Race (10 Laps) started at 10:48:40

Lap	Lap Tm	Diff	Time of Day
<b>(1) Robin Furrer</b>			
1	48.497	+1.606	10:49:28.963
2	47.467	+0.576	10:50:16.430
3	47.158	+0.267	10:51:03.588
4	47.090	+0.199	10:51:50.678
5	46.921	+0.030	10:52:37.599
6	46.998	+0.107	10:53:24.597
7	47.052	+0.161	10:54:11.649
8	46.966	+0.075	10:54:58.615
9	47.021	+0.130	10:55:45.636
10	<b>46.891</b>		10:56:32.527

<b>(66) Fernando Feller</b>			
1	49.004	+2.123	10:49:29.732
2	47.439	+0.558	10:50:17.171
3	47.484	+0.603	10:51:04.655
4	<b>46.881</b>		10:51:51.536
5	46.999	+0.118	10:52:38.535
6	47.452	+0.571	10:53:25.987
7	47.046	+0.165	10:54:13.033
8	47.254	+0.373	10:55:00.287
9	47.210	+0.329	10:55:47.497
10	47.103	+0.222	10:56:34.600

<b>(9) Savio Moccia</b>			
1	48.691	+1.598	10:49:29.237
2	47.735	+0.642	10:50:16.972
3	48.384	+1.291	10:51:05.356
4	47.251	+0.158	10:51:52.607
5	<b>47.093</b>		10:52:39.700
6	47.183	+0.090	10:53:26.883
7	47.378	+0.285	10:54:14.261
8	47.301	+0.208	10:55:01.562
9	48.122	+1.029	10:55:49.684
10	47.579	+0.486	10:56:37.263

<b>(7) Philipp Kissling</b>			
1	48.868	+1.907	10:49:29.698
2	47.799	+0.838	10:50:17.497
3	48.102	+1.141	10:51:05.599
4	47.425	+0.464	10:51:53.024
5	<b>46.961</b>		10:52:39.985
6	47.529	+0.568	10:53:27.514
7	47.345	+0.384	10:54:14.859
8	47.132	+0.171	10:55:01.991
9	47.679	+0.718	10:55:49.670
10	47.669	+0.708	10:56:37.339

<b>(97) Luca Pozzo</b>			
1	49.471	+1.939	10:49:30.540
2	48.036	+0.504	10:50:18.576
3	47.831	+0.299	10:51:06.407
4	47.593	+0.061	10:51:54.000
5	47.573	+0.041	10:52:41.573
6	47.598	+0.066	10:53:29.171
7	48.109	+0.577	10:54:17.280
8	47.933	+0.401	10:55:05.213
9	47.617	+0.085	10:55:52.830
10	<b>47.532</b>		10:56:40.362

<b>(69) Luca Zemp</b>			
1	1:00.651	+13.392	10:49:41.301
2	47.601	+0.342	10:50:28.902
3	47.632	+0.373	10:51:16.534
4	47.543	+0.284	10:52:04.077

5	47.646	+0.387	10:52:51.723
6	47.335	+0.076	10:53:39.058
7	47.336	+0.077	10:54:26.394
8	47.261	+0.002	10:55:13.655
9	47.468	+0.209	10:56:01.123
10	<b>47.259</b>		10:56:48.382

<b>(27) Grégoire Huguenin</b>			
1	59.661	+12.354	10:49:40.583
2	48.000	+0.693	10:50:28.583
3	48.160	+0.853	10:51:16.743
4	47.589	+0.282	10:52:04.332
5	47.722	+0.415	10:52:52.054
6	47.308	+0.001	10:53:39.362
7	<b>47.307</b>		10:54:26.669
8	47.322	+0.015	10:55:13.991
9	47.315	+0.008	10:56:01.306
10	47.414	+0.107	10:56:48.720

<b>(10) Florence Sauter</b>			
1	1:02.857	+15.359	10:49:44.062
2	48.058	+0.560	10:50:32.120
3	47.863	+0.365	10:51:19.983
4	47.705	+0.207	10:52:07.688
5	<b>47.498</b>		10:52:55.186
6	47.645	+0.147	10:53:42.831
7	47.671	+0.173	10:54:30.502
8	48.197	+0.699	10:55:18.699
9	47.978	+0.480	10:56:06.677
10	47.775	+0.277	10:56:54.452

<b>(5) Elias Peter</b>			
1	59.818	+11.854	10:49:41.264
2	48.751	+0.787	10:50:30.015
3	48.273	+0.309	10:51:18.288
4	<b>47.964</b>		10:52:06.252
5	47.971	+0.007	10:52:54.223
6	48.057	+0.093	10:53:42.280
7	48.078	+0.114	10:54:30.358
8	48.210	+0.246	10:55:18.568
9	48.059	+0.095	10:56:06.627
10	47.967	+0.003	10:56:54.594

<b>(99) Ricardo Feller</b>			
1	48.466	+1.498	10:49:29.102
2	47.927	+0.959	10:50:17.029
3	47.407	+0.439	10:51:04.436
4	<b>46.968</b>		10:51:51.404
5	47.012	+0.044	10:52:38.416
6	1:12.445	+25.477	10:53:50.861
7	47.814	+0.846	10:54:38.675
8	47.160	+0.192	10:55:25.835
9	47.051	+0.083	10:56:12.886
10	47.199	+0.231	10:57:00.085

<b>(6) Elias Wigger</b>			
1	1:04.514	+16.176	10:49:45.836
2	48.937	+0.599	10:50:34.773
3	48.712	+0.374	10:51:23.485
4	48.966	+0.628	10:52:12.451
5	48.683	+0.345	10:53:01.134
6	49.138	+0.800	10:53:50.272
7	48.817	+0.479	10:54:39.089
8	<b>48.338</b>		10:55:27.427
9	48.476	+0.138	10:56:15.903
10	48.972	+0.634	10:57:04.875

<b>(88) Axel Gnos</b>			
1	1:08.565	+19.730	10:49:50.522
2	49.285	+0.450	10:50:39.807
3	49.145	+0.310	10:51:28.952
4	48.948	+0.113	10:52:17.900
5	<b>48.835</b>		10:53:06.735
6	48.976	+0.141	10:53:55.711
7	49.342	+0.507	10:54:45.053
8	49.023	+0.188	10:55:34.076
9	48.884	+0.049	10:56:22.960
10	48.914	+0.079	10:57:11.874

<b>(12) Karin Sauter</b>			
1	1:25.225	+35.821	10:50:07.135
2	<b>49.404</b>		10:50:56.539
3	49.976	+0.572	10:51:46.515
4	49.549	+0.145	10:52:36.064
5	50.715	+1.311	10:53:26.779
6	51.054	+1.650	10:54:17.833
7	49.793	+0.389	10:55:07.626
8	49.689	+0.285	10:55:57.315
9	49.879	+0.475	10:56:47.194





lista office **LO**



# Schweizer Kart Meisterschaft 2013

Super Mini

Vesoul 1,100 Km

Race 2


23.06.2013 13:40

Race (10 Laps)

88 Axel Gnos
12
99 Ricardo Feller
10
10 Florence Sauter
8
69 Luca Zemp
6
7 Philipp Kissling
4
66 Fernando Feller
2

12 Karin Sauter
13
6 Elias Wigger
11
5 Elias Peter
9
27 Grégoire Huguenin
7
97 Luca Pozzo
5
9 Savio Moccia
3
1 Robin Furrer
POLE POSITION 1

7  
6  
5  
4  
3  
2  
1







lista office



## Schweizer Kart Meisterschaft 2013

Super Mini

Vesoul 1,100 Km

Race 2

23.06.2013 13:40

Race (10 Laps) started at 13:26:08

Pos	No.	Name	Chassis/Engine	Entrant	Total Tm	Laps	Diff	Best Tm	Ø km/h	Points
1	99	Ricardo Feller	Top-Kart/lame Parilla	-	7:55.923	10		47.143	83,207	20
2	66	Fernando Feller	Top-Kart/lame Parilla	-	7:56.950	10	1.027	47.207	83,028	17
3	9	Savio Moccia	OK1/lame Parilla	-	7:57.400	10	1.477	47.293	82,949	15
4	5	Elias Peter	RK/LKE	Spirit Racing	8:02.003	10	6.080	47.740	82,157	13
5	69	Luca Zemp	Top Kart/lame Parilla	-	8:03.195	10	7.272	47.089	81,954	11
6	27	Grégoire Huguenin	Top-Kart/LKE	Kart Club Valais	8:04.158	10	8.235	47.624	81,791	10
7	10	Florence Sauter	RK/LKE	Spirit Racing	8:04.517	10	8.594	47.557	81,731	9
8	6	Elias Wigger	Top Kart/LKE	-	8:10.715	10	14.792	48.586	80,699	8
9	12	Karin Sauter	Swiss Hutless/lame Parilla	-	8:16.206	10	20.283	48.943	79,806	7
10	88	Axel Gnos	Birel/LKE	JD Racing Team	8:16.445	10	20.522	49.020	79,767	6
11	1	Robin Furrer	Top Kart/lame Parilla	Kart Club Locarno	8:21.904	10	25.981	47.358	78,900	5
12	97	Luca Pozzo	Top-Kart/LKE	Kartclub Schaffhausen	8:36.534	10	40.611	47.764	76,665	4
Not classified (60% = 6 Laps)										
	7	Philipp Kissling	RK/LKE	Spirit Racing	1:33.599	1	9 Laps	1:33.352	42,308	0

## Announcements

These results are provisional until the conclusion of any judicial and technical matters

Started: 13      Classified: 12      not classified: 1

Margin of Victory	Ø km/h	Best Lap Tm	km/h	Best Lap by
1.027	83,207	47.089	84,096	69 - Luca Zemp

Official Timing [www.motorsport-events.se](http://www.motorsport-events.se) / [www.rgmmc.com](http://www.rgmmc.com)

Orbits

Timekeeping James Geidel:

Rennleiter Paul Egli:

[www.mylaps.com](http://www.mylaps.com)

Sportkommissar Alain Tissot:

Rennbüro:

Licensed to: Motorsport Events

Printed: 23.06.2013 13:37:29



# Schweizer Kart Meisterschaft 2013

Super Mini

Vesoul 1,100 Km

Race 2

23.06.2013 13:40

Race (10 Laps) started at 13:26:08

Lap	Lap Tm	Diff	Time of Day
<b>(99) Ricardo Feller</b>			
1	49.234	+2.091	13:26:58.021
2	47.253	+0.110	13:27:45.274
3	47.384	+0.241	13:28:32.658
4	47.391	+0.248	13:29:20.049
5	47.343	+0.200	13:30:07.392
6	47.352	+0.209	13:30:54.744
7	47.525	+0.382	13:31:42.269
8	47.300	+0.157	13:32:29.569
9	47.361	+0.218	13:33:16.930
10	<b>47.143</b>		13:34:04.073

<b>(66) Fernando Feller</b>			
1	49.653	+2.446	13:26:57.935
2	47.612	+0.405	13:27:45.547
3	47.843	+0.636	13:28:33.390
4	47.749	+0.542	13:29:21.139
5	47.337	+0.130	13:30:08.476
6	47.522	+0.315	13:30:55.998
7	47.243	+0.036	13:31:43.241
8	47.409	+0.202	13:32:30.650
9	47.243	+0.036	13:33:17.893
10	<b>47.207</b>		13:34:05.100

<b>(9) Savio Moccia</b>			
1	49.466	+2.173	13:26:57.660
2	47.577	+0.284	13:27:45.237
3	48.104	+0.811	13:28:33.341
4	47.522	+0.229	13:29:20.863
5	47.584	+0.291	13:30:08.447
6	47.698	+0.405	13:30:56.145
7	47.362	+0.069	13:31:43.507
8	<b>47.293</b>		13:32:30.800
9	47.359	+0.066	13:33:18.159
10	47.391	+0.098	13:34:05.550

<b>(5) Elias Peter</b>			
1	50.206	+2.466	13:26:58.855
2	48.131	+0.391	13:27:46.986
3	48.132	+0.392	13:28:35.118
4	47.749	+0.009	13:29:22.867
5	<b>47.740</b>		13:30:10.607
6	47.754	+0.014	13:30:58.361
7	47.867	+0.127	13:31:46.228
8	48.036	+0.296	13:32:34.264
9	47.972	+0.232	13:33:22.236
10	47.917	+0.177	13:34:10.153

<b>(69) Luca Zemp</b>			
1	52.931	+5.842	13:27:01.592
2	48.679	+1.590	13:27:50.271
3	48.631	+1.542	13:28:38.902
4	47.723	+0.634	13:29:26.625
5	48.198	+1.109	13:30:14.823
6	47.562	+0.473	13:31:02.385
7	47.131	+0.042	13:31:49.516
8	47.419	+0.330	13:32:36.935
9	<b>47.089</b>		13:33:24.024
10	47.321	+0.232	13:34:11.345

<b>(27) Grégoire Huguenin</b>			
1	51.186	+3.562	13:26:59.681
2	47.894	+0.270	13:27:47.575
3	47.980	+0.356	13:28:35.555
4	47.684	+0.060	13:29:23.239

5	47.706	+0.082	13:30:10.945
6	49.989	+2.365	13:31:00.934
7	48.051	+0.427	13:31:48.985
8	48.072	+0.448	13:32:37.057
9	<b>47.624</b>		13:33:24.681
10	47.627	+0.003	13:34:12.308

<b>(10) Florence Sauter</b>			
1	50.763	+3.206	13:26:59.511
2	47.650	+0.093	13:27:47.161
3	48.064	+0.507	13:28:35.225
4	47.798	+0.241	13:29:23.023
5	47.704	+0.147	13:30:10.727
6	51.197	+3.640	13:31:01.924
7	<b>47.557</b>		13:31:49.481
8	47.811	+0.254	13:32:37.292
9	47.818	+0.261	13:33:25.110
10	<b>47.557</b>		13:34:12.667

<b>(6) Elias Wigger</b>			
1	50.605	+2.019	13:26:59.537
2	49.048	+0.462	13:27:48.585
3	48.827	+0.241	13:28:37.412
4	49.031	+0.445	13:29:26.443
5	49.044	+0.458	13:30:15.487
6	48.667	+0.081	13:31:04.154
7	48.783	+0.197	13:31:52.937
8	48.715	+0.129	13:32:41.652
9	48.627	+0.041	13:33:30.279
10	<b>48.586</b>		13:34:18.865

<b>(12) Karin Sauter</b>			
1	51.183	+2.240	13:27:00.366
2	<b>48.943</b>		13:27:49.309
3	49.891	+0.948	13:28:39.200
4	49.250	+0.307	13:29:28.450
5	49.297	+0.354	13:30:17.747
6	49.230	+0.287	13:31:06.977
7	49.572	+0.629	13:31:56.549
8	49.351	+0.408	13:32:45.900
9	49.174	+0.231	13:33:35.074
10	49.282	+0.339	13:34:24.356

<b>(88) Axel Gnos</b>			
1	52.044	+3.024	13:27:01.098
2	49.133	+0.113	13:27:50.231
3	49.214	+0.194	13:28:39.445
4	49.291	+0.271	13:29:28.736
5	49.217	+0.197	13:30:17.953
6	49.149	+0.129	13:31:07.102
7	49.528	+0.508	13:31:56.630
8	49.557	+0.537	13:32:46.187
9	<b>49.020</b>		13:33:35.207
10	49.388	+0.368	13:34:24.595

<b>(1) Robin Furrer</b>			
1	1:13.271	+25.913	13:27:21.421
2	47.911	+0.553	13:28:09.332
3	47.906	+0.548	13:28:57.238
4	47.851	+0.493	13:29:45.089
5	47.572	+0.214	13:30:32.661
6	47.559	+0.201	13:31:20.220
7	47.470	+0.112	13:32:07.690
8	47.594	+0.236	13:32:55.284
9	47.412	+0.054	13:33:42.696
10	<b>47.358</b>		13:34:30.054

<b>(97) Luca Pozzo</b>			
1	1:24.876	+37.112	13:27:33.138
2	48.239	+0.475	13:28:21.377
3	48.189	+0.425	13:29:09.566
4	48.034	+0.270	13:29:57.600
5	47.838	+0.074	13:30:45.438
6	47.947	+0.183	13:31:33.385
7	<b>47.764</b>		13:32:21.149
8	47.821	+0.057	13:33:08.970
9	47.858	+0.094	13:33:56.828
10	47.856	+0.092	13:34:44.684

<b>(7) Philipp Kissling</b>			
1	<b>1:33.352</b>		13:27:41.749





lista office **LO**



# Schweizer Kart Meisterschaft 2013

Super Mini

Vesoul 1,100 Km

Final


23.06.2013 15:40

Race (12 Laps)

12 Karin Sauter
12
97 Luca Pozzo
10
10 Florence Sauter
8
27 Grégoire Huguenin
6
1 Robin Furrer
4
9 Savio Moccia
2

88 Axel Gnos
13
6 Elias Wigger
11
7 Philipp Kissling
9
5 Elias Peter
7
69 Luca Zemp
5
99 Ricardo Feller
3
66 Fernando Feller
POLE POSITION 1

7  
6  
5  
4  
3  
2  
1





lista office **LO**



# Schweizer Kart Meisterschaft 2013

Super Mini

Vesoul 1,100 Km

Final

23.06.2013 15:40

Race (12 Laps) started at 14:58:44

Pos	No.	Name	Chassis/Engine	Entrant	Total Tm	Laps	Diff	Best Tm	Ø km/h	Points
1	99	Ricardo Feller	Top-Kart/lame Parilla	-	9:31.323	12		47.368	83,175	30
2	66	Fernando Feller	Top-Kart/lame Parilla	-	9:31.512	12	0.189	47.159	83,148	25
3	1	Robin Furrer	Top Kart/lame Parilla	Kart Club Locarno	9:33.425	12	2.102	47.210	82,870	21
4	9	Savio Moccia	OK1/lame Parilla	-	9:34.534	12	3.211	47.144	82,711	19
5	69	Luca Zemp	Top Kart/lame Parilla	-	9:34.842	12	3.519	47.321	82,666	17
6	7	Philipp Kissling	RK/LKE	Spirit Racing	9:36.666	12	5.343	47.531	82,405	15
7	97	Luca Pozzo	Top-Kart/LKE	Kartclub Schaffhausen	9:40.823	12	9.500	47.840	81,815	14
8	5	Elias Peter	RK/LKE	Spirit Racing	9:40.873	12	9.550	47.781	81,808	13
9	27	Grégoire Huguenin	Top-Kart/LKE	Kart Club Valais	9:41.229	12	9.906	47.693	81,758	12
10	10	Florence Sauter	RK/LKE	Spirit Racing	9:43.393	12	12.070	47.529	81,455	11
11	6	Elias Wigger	Top Kart/LKE	-	9:48.696	12	17.373	48.602	80,721	10
12	12	Karin Sauter	Swiss Hutless/lame Parilla	-	9:36.704	11	1 Lap	49.315	75,533	9
13	88	Axel Gnos	Birel/LKE	JD Racing Team	9:37.041	10	2 Laps	48.797	68,626	8

## Announcements

These results are provisional until the conclusion of any judicial and technical matters

Started: 13      Classified: 13      not classified: 0

Margin of Victory	Ø km/h	Best Lap Tm	km/h	Best Lap by
0.189	83,175	47.144	83,998	9 - Savio Moccia

Official Timing [www.motorsport-events.se](http://www.motorsport-events.se) / [www.rgmmc.com](http://www.rgmmc.com)

Orbits

Timekeeping James Geidel:

Rennleiter Paul Egli:

[www.mylaps.com](http://www.mylaps.com)

Sportkommissar Alain Tissot:

Rennbüro:

Licensed to: Motorsport Events

Printed: 23.06.2013 15:11:54



# Schweizer Kart Meisterschaft 2013

Super Mini

Vesoul 1,100 Km

Final

23.06.2013 15:40

Race (12 Laps) started at 14:58:44

Lap	Lap Tm	Diff	Time of Day
<b>(99) Ricardo Feller</b>			
1	48.217	+0.849	14:59:33.116
2	47.408	+0.040	15:00:20.524
3	47.579	+0.211	15:01:08.103
4	47.854	+0.486	15:01:55.957
5	47.685	+0.317	15:02:43.642
6	47.434	+0.066	15:03:31.076
7	47.500	+0.132	15:04:18.576
8	47.478	+0.110	15:05:06.054
9	<b>47.368</b>		15:05:53.422
10	47.628	+0.260	15:06:41.050
11	47.606	+0.238	15:07:28.656
12	47.507	+0.139	15:08:16.163

Lap	Lap Tm	Diff	Time of Day
<b>(66) Fernando Feller</b>			
1	49.173	+2.014	14:59:34.013
2	48.130	+0.971	15:00:22.143
3	48.059	+0.900	15:01:10.202
4	47.243	+0.084	15:01:57.445
5	47.874	+0.715	15:02:45.319
6	47.369	+0.210	15:03:32.688
7	47.206	+0.047	15:04:19.894
8	47.367	+0.208	15:05:07.261
9	47.320	+0.161	15:05:54.581
10	47.257	+0.098	15:06:41.838
11	47.355	+0.196	15:07:29.193
12	<b>47.159</b>		15:08:16.352

Lap	Lap Tm	Diff	Time of Day
<b>(1) Robin Furrer</b>			
1	49.639	+2.429	14:59:35.113
2	47.656	+0.446	15:00:22.769
3	47.861	+0.651	15:01:10.630
4	47.473	+0.263	15:01:58.103
5	47.939	+0.729	15:02:46.042
6	47.220	+0.010	15:03:33.262
7	47.244	+0.034	15:04:20.506
8	48.029	+0.819	15:05:08.535
9	47.486	+0.276	15:05:56.021
10	<b>47.210</b>		15:06:43.231
11	47.636	+0.426	15:07:30.867
12	47.398	+0.188	15:08:18.265

Lap	Lap Tm	Diff	Time of Day
<b>(9) Savio Moccia</b>			
1	49.109	+1.965	14:59:33.950
2	48.152	+1.008	15:00:22.102
3	47.724	+0.580	15:01:09.826
4	47.521	+0.377	15:01:57.347
5	48.190	+1.046	15:02:45.537
6	47.348	+0.204	15:03:32.885
7	47.433	+0.289	15:04:20.318
8	48.159	+1.015	15:05:08.477
9	47.716	+0.572	15:05:56.193
10	<b>47.144</b>		15:06:43.337
11	48.204	+1.060	15:07:31.541
12	47.833	+0.689	15:08:19.374

Lap	Lap Tm	Diff	Time of Day
<b>(69) Luca Zemp</b>			
1	49.563	+2.242	14:59:34.637
2	47.658	+0.337	15:00:22.295
3	48.450	+1.129	15:01:10.745
4	48.176	+0.855	15:01:58.921
5	48.237	+0.916	15:02:47.158
6	47.621	+0.300	15:03:34.779
7	47.870	+0.549	15:04:22.649
8	47.491	+0.170	15:05:10.140

Lap	Lap Tm	Diff	Time of Day
9	<b>47.321</b>		15:05:57.461
10	47.337	+0.016	15:06:44.798
11	47.379	+0.058	15:07:32.177
12	47.505	+0.184	15:08:19.682

Lap	Lap Tm	Diff	Time of Day
<b>(7) Philipp Kissling</b>			
1	49.573	+2.042	14:59:34.905
2	47.675	+0.144	15:00:22.580
3	48.295	+0.764	15:01:10.875
4	48.037	+0.506	15:01:58.912
5	48.463	+0.932	15:02:47.375
6	<b>47.531</b>		15:03:34.906
7	47.717	+0.186	15:04:22.623
8	47.791	+0.260	15:05:10.414
9	47.665	+0.134	15:05:58.079
10	47.643	+0.112	15:06:45.722
11	47.695	+0.164	15:07:33.417
12	48.089	+0.558	15:08:21.506

Lap	Lap Tm	Diff	Time of Day
<b>(97) Luca Pozzo</b>			
1	48.824	+0.984	14:59:36.281
2	49.228	+1.388	15:00:25.509
3	48.193	+0.353	15:01:13.702
4	47.909	+0.069	15:02:01.611
5	47.944	+0.104	15:02:49.555
6	48.073	+0.233	15:03:37.628
7	47.851	+0.011	15:04:25.479
8	48.092	+0.252	15:05:13.571
9	47.979	+0.139	15:06:01.550
10	47.938	+0.098	15:06:49.488
11	<b>47.840</b>		15:07:37.328
12	48.335	+0.495	15:08:25.663

Lap	Lap Tm	Diff	Time of Day
<b>(5) Elias Peter</b>			
1	50.700	+2.919	14:59:35.943
2	48.096	+0.315	15:00:24.039
3	48.345	+0.564	15:01:12.384
4	48.573	+0.792	15:02:00.957
5	48.459	+0.678	15:02:49.416
6	48.142	+0.361	15:03:37.558
7	48.048	+0.267	15:04:25.606
8	48.533	+0.752	15:05:14.139
9	47.804	+0.023	15:06:01.943
10	<b>47.781</b>		15:06:49.724
11	47.885	+0.104	15:07:37.609
12	48.104	+0.323	15:08:25.713

Lap	Lap Tm	Diff	Time of Day
<b>(27) Grégoire Huguenin</b>			
1	50.552	+2.859	14:59:35.683
2	47.752	+0.059	15:00:23.435
3	47.877	+0.184	15:01:11.312
4	47.916	+0.223	15:01:59.228
5	48.511	+0.818	15:02:47.739
6	47.798	+0.105	15:03:35.537
7	<b>47.693</b>		15:04:23.230
8	49.108	+1.415	15:05:12.338
9	48.265	+0.572	15:06:00.603
10	48.177	+0.484	15:06:48.780
11	48.065	+0.372	15:07:36.845
12	49.224	+1.531	15:08:26.069

Lap	Lap Tm	Diff	Time of Day
<b>(10) Florence Sauter</b>			
1	50.101	+2.572	14:59:35.349
2	47.780	+0.251	15:00:23.129
3	47.890	+0.361	15:01:11.019
4	47.999	+0.470	15:01:59.018

Lap	Lap Tm	Diff	Time of Day
5	48.527	+0.998	15:02:47.545
6	<b>47.529</b>		15:03:35.074
7	47.849	+0.320	15:04:22.923
8	53.294	+5.765	15:05:16.217
9	47.879	+0.350	15:06:04.096
10	47.954	+0.425	15:06:52.050
11	48.065	+0.536	15:07:40.115
12	48.118	+0.589	15:08:28.233

Lap	Lap Tm	Diff	Time of Day
<b>(6) Elias Wigger</b>			
1	50.667	+2.065	14:59:36.179
2	49.025	+0.423	15:00:25.204
3	49.308	+0.706	15:01:14.512
4	48.707	+0.105	15:02:03.219
5	48.915	+0.313	15:02:52.134
6	48.740	+0.138	15:03:40.874
7	48.895	+0.293	15:04:29.769
8	48.752	+0.150	15:05:18.521
9	48.707	+0.105	15:06:07.228
10	48.875	+0.273	15:06:56.103
11	<b>48.602</b>		15:07:44.705
12	48.831	+0.229	15:08:33.536

Lap	Lap Tm	Diff	Time of Day
<b>(12) Karin Sauter</b>			
1	50.586	+1.271	14:59:36.738
2	1:16.832	+27.517	15:00:53.570
3	50.194	+0.879	15:01:43.764
4	49.417	+0.102	15:02:33.181
5	49.811	+0.496	15:03:22.992
6	49.347	+0.032	15:04:12.339
7	49.704	+0.389	15:05:02.043
8	<b>49.315</b>		15:05:51.358
9	49.718	+0.403	15:06:41.076
10	50.486	+1.171	15:07:31.562
11	49.982	+0.667	15:08:21.544

Lap	Lap Tm	Diff	Time of Day
<b>(88) Axel Gnos</b>			
1	50.705	+1.908	14:59:36.845
2	2:05.064	+1:16.267	15:01:41.909
3	49.920	+1.123	15:02:31.829
4	49.507	+0.710	15:03:21.336
5	<b>48.797</b>		15:04:10.133
6	48.896	+0.099	15:04:59.029
7	49.168	+0.371	15:05:48.197
8	49.255	+0.458	15:06:37.452
9	54.651	+5.854	15:07:32.103
10	49.778	+0.981	15:08:21.881

