



lista office **LO**



Schweizer Kart Meisterschaft 2013

X30 Challenge

Vesoul 1,100 Km

Practice

23.06.2013 08:50

Practice (8:00 Time) started at 9:02:20

Pos	No.	Name	Chassis/Engine	Entrant	Laps	Best Tm	Diff In Lap	km/h
1	35	Yannick Klaey	Birel/lame X30	Spirit Racing	11	41.892	9	94,529
2	21	Patrick Näscher	Tony Kart/lame X30	Kart Club Lichtenstein	11	41.945	0.053 11	94,409
3	17	Vincenzo Alvaro	Swiss Hutless/lame X30	Swiss Hutless Karts	11	41.974	0.082 10	94,344
4	46	Ramona Jetzer	Tony Kart/lame X30	-	9	42.050	0.158 9	94,174
5	11	Loris Zoia	PCR/lame X30	Scuderia PCR Swiss	10	42.187	0.295 8	93,868
6	10	Nordström Linus	Swiss Hutless/lame X30	Speed Racing	11	42.227	0.335 10	93,779
7	1	Max Altenheimer	Mach1/lame X30	Kartteam Meier	11	42.249	0.357 11	93,730
8	55	Mathias Rügsegger	MAD/lame X30	Kart Klub Thun Oberland	11	42.278	0.386 10	93,666
9	64	Flavio Kempf	Tony Kart/lame X30	-	11	42.284	0.392 9	93,652
10	39	Pascal Von Allmen	Sodi Futura S2/lame X30	Berner Kart Racing Klub	10	42.350	0.458 9	93,506
11	3	Nico Brügger	PCR/lame X30	Scuderia PCR Swiss	10	42.417	0.525 10	93,359
12	31	Dominik Siegenthaler	PCR/lame X30	-	9	42.436	0.544 8	93,317
13	9	Raphael Wohlwend	Tony Kart/lame X30	Lugano Kart Team	11	42.535	0.643 10	93,100
14	88	Marylin Niederhauser	Tony Kart/lame X30	Berner Kart Racing Club	10	42.535	0.643 7	93,100
15	6	Louis Moser	Birel/lame X30	Spirit Racing	11	42.568	0.676 9	93,028
16	22	Samuel Sätteli	Tony Kart/lame X30	-	10	42.575	0.683 10	93,012
17	91	Alessandro Felber	Tony Kart/lame X30	Kart Club Thun Oberland	11	42.590	0.698 5	92,980
18	7	Fabian Hochstrasser	Birel/lame X30	Max Busslinger Motorsport	11	42.640	0.748 8	92,871
19	4	Ali Al Khalifa	Swiss Hutless/lame X30	Swiss Hutless Karts	7	42.719	0.827 4	92,699
20	42	Markus Engeli	Zanardi/lame X30	-	10	42.731	0.839 10	92,673
21	94	Kevin Wälti	Swisscorse/lame X30	Keepcool Kart Racing Team	9	42.733	0.841 9	92,668
22	30	Biagio Mancina	PCR/lame X30	Scuderia PCR	9	42.736	0.844 7	92,662
23	33	Yannic Walther	Exprit/lame X30	-	9	42.992	1.100 9	92,110





lista office



Schweizer Kart Meisterschaft 2013

X30 Challenge

Vesoul 1,100 Km

Practice

23.06.2013 08:50

Practice (8:00 Time) started at 9:02:20

Lap	Lap Tm	Diff	Time of Day
(35) Yannick Kläy			
1	44.394	+2.502	9:03:44.725
2	43.099	+1.207	9:04:27.824
3	42.568	+0.676	9:05:10.392
4	42.203	+0.311	9:05:52.595
5	45.892	+4.000	9:06:38.487
6	42.355	+0.463	9:07:20.842
7	42.078	+0.186	9:08:02.920
8	42.220	+0.328	9:08:45.140
9	41.892		9:09:27.032
10	42.157	+0.265	9:10:09.189
11	42.095	+0.203	9:10:51.284

Lap	Lap Tm	Diff	Time of Day
(21) Patrick Näscher			
1	44.123	+2.178	9:03:57.450
2	42.818	+0.873	9:04:40.268
3	42.268	+0.323	9:05:22.536
4	43.041	+1.096	9:06:05.577
5	42.045	+0.100	9:06:47.622
6	42.211	+0.266	9:07:29.833
7	42.079	+0.134	9:08:11.912
8	42.029	+0.084	9:08:53.941
9	41.947	+0.002	9:09:35.888
10	41.971	+0.026	9:10:17.859
11	41.945		9:10:59.804

Lap	Lap Tm	Diff	Time of Day
(17) Vincenzo Alvaro			
1	44.456	+2.482	9:03:37.286
2	42.924	+0.950	9:04:20.210
3	42.621	+0.647	9:05:02.831
4	42.248	+0.274	9:05:45.079
5	42.257	+0.283	9:06:27.336
6	42.571	+0.597	9:07:09.907
7	42.313	+0.339	9:07:52.220
8	42.332	+0.358	9:08:34.552
9	42.453	+0.479	9:09:17.005
10	41.974		9:09:58.979
11	42.380	+0.406	9:10:41.359

Lap	Lap Tm	Diff	Time of Day
(46) Ramona Jetzer			
1	45.328	+3.278	9:03:45.186
2	43.048	+0.998	9:04:28.234
3	42.546	+0.496	9:05:10.780
4	42.218	+0.168	9:05:52.998
5	42.573	+0.523	9:06:35.571
6	1:47.260	+1:05.210	9:08:22.831
7	42.086	+0.036	9:09:04.917
8	42.063	+0.013	9:09:46.980
9	42.050		9:10:29.030

Lap	Lap Tm	Diff	Time of Day
(11) Loris Zoia			
1	45.161	+2.974	9:03:33.564
2	43.149	+0.962	9:04:16.713
3	42.529	+0.342	9:04:59.242
4	1:18.990	+36.803	9:06:18.232
5	42.481	+0.294	9:07:00.713
6	42.254	+0.067	9:07:42.967
7	42.287	+0.100	9:08:25.254
8	42.187		9:09:07.441
9	42.188	+0.001	9:09:49.629
10	42.221	+0.034	9:10:31.850

Lap	Lap Tm	Diff	Time of Day
(10) Nordström Linus			
1	45.706	+3.479	9:03:41.503
2	43.890	+1.663	9:04:25.393

Lap	Lap Tm	Diff	Time of Day
3	42.707	+0.480	9:05:08.100
4	42.909	+0.682	9:05:51.009
5	42.497	+0.270	9:06:33.506
6	42.436	+0.209	9:07:15.942
7	42.509	+0.282	9:07:58.451
8	42.360	+0.133	9:08:40.811
9	42.384	+0.157	9:09:23.195
10	42.227		9:10:05.422
11	42.438	+0.211	9:10:47.860

Lap	Lap Tm	Diff	Time of Day
(1) Max Altenheimer			
1	44.051	+1.802	9:03:48.375
2	42.815	+0.566	9:04:31.190
3	42.482	+0.233	9:05:13.672
4	43.108	+0.859	9:05:56.780
5	42.784	+0.535	9:06:39.564
6	42.708	+0.459	9:07:22.272
7	43.160	+0.911	9:08:05.432
8	42.377	+0.128	9:08:47.809
9	42.325	+0.076	9:09:30.134
10	42.264	+0.015	9:10:12.398
11	42.249		9:10:54.647

Lap	Lap Tm	Diff	Time of Day
(55) Mathias Rügsegger			
1	45.871	+3.593	9:03:40.769
2	43.621	+1.343	9:04:24.390
3	43.171	+0.893	9:05:07.561
4	42.838	+0.560	9:05:50.399
5	42.542	+0.264	9:06:32.941
6	42.550	+0.272	9:07:15.491
7	42.578	+0.300	9:07:58.069
8	42.468	+0.190	9:08:40.537
9	42.318	+0.040	9:09:22.855
10	42.278		9:10:05.133
11	42.628	+0.350	9:10:47.761

Lap	Lap Tm	Diff	Time of Day
(64) Flavio Kempf			
1	46.016	+3.732	9:03:47.384
2	43.198	+0.914	9:04:30.582
3	42.981	+0.697	9:05:13.563
4	43.100	+0.816	9:05:56.663
5	42.787	+0.503	9:06:39.450
6	42.702	+0.418	9:07:22.152
7	43.665	+1.381	9:08:05.817
8	42.304	+0.020	9:08:48.121
9	42.284		9:09:30.405
10	42.501	+0.217	9:10:12.906
11	42.676	+0.392	9:10:55.582

Lap	Lap Tm	Diff	Time of Day
(39) Pascal Von Allmen			
1	51.749	+9.399	9:03:57.466
2	46.980	+4.630	9:04:44.446
3	43.600	+1.250	9:05:28.046
4	42.921	+0.571	9:06:10.967
5	42.572	+0.222	9:06:53.539
6	42.658	+0.308	9:07:36.197
7	42.556	+0.206	9:08:18.753
8	42.395	+0.045	9:09:01.148
9	42.350		9:09:43.498
10	42.396	+0.046	9:10:25.894

Lap	Lap Tm	Diff	Time of Day
(3) Nico Brügger			
1	44.453	+2.036	9:03:34.064
2	43.465	+1.048	9:04:17.529
3	42.934	+0.517	9:05:00.463
4	42.854	+0.437	9:05:43.317

Lap	Lap Tm	Diff	Time of Day
5	42.651	+0.234	9:06:25.968
6	42.874	+0.457	9:07:08.842
7	42.487	+0.070	9:07:51.329
8	42.458	+0.041	9:08:33.787
9	42.702	+0.285	9:09:16.489
10	42.417		9:09:58.906

Lap	Lap Tm	Diff	Time of Day
(31) Dominik Siegenthaler			
1	45.021	+2.585	9:03:49.242
2	43.236	+0.800	9:04:32.478
3	43.493	+1.057	9:05:15.971
4	43.500	+1.064	9:05:59.471
5	43.472	+1.036	9:06:42.943
6	1:54.189	+1:11.753	9:08:37.132
7	42.665	+0.229	9:09:19.797
8	42.436		9:10:02.233
9	42.486	+0.050	9:10:44.719

Lap	Lap Tm	Diff	Time of Day
(9) Raphael Wohlwend			
1	44.365	+1.830	9:03:34.676
2	43.362	+0.827	9:04:18.038
3	43.028	+0.493	9:05:01.066
4	42.960	+0.425	9:05:44.026
5	42.765	+0.230	9:06:26.791
6	43.368	+0.833	9:07:10.159
7	42.808	+0.273	9:07:52.967
8	42.610	+0.075	9:08:35.577
9	42.583	+0.048	9:09:18.160
10	42.535		9:10:00.695
11	42.922	+0.387	9:10:43.617

Lap	Lap Tm	Diff	Time of Day
(88) Marylin Niederhauser			
1	45.940	+3.405	9:03:41.315
2	43.773	+1.238	9:04:25.088
3	42.946	+0.411	9:05:08.034
4	43.382	+0.847	9:05:51.416
5	42.635	+0.100	9:06:34.051
6	42.602	+0.067	9:07:16.653
7	42.535		9:07:59.188
8	42.757	+0.222	9:08:41.945
9	42.659	+0.124	9:09:24.604
10	1:23.031	+40.496	9:10:47.635

Lap	Lap Tm	Diff	Time of Day
(6) Louis Moser			
1	45.475	+2.907	9:03:46.084
2	43.870	+1.302	9:04:29.954
3	43.482	+0.914	9:05:13.436
4	43.194	+0.626	9:05:56.630
5	43.684	+1.116	9:06:40.314
6	43.344	+0.776	9:07:23.658
7	42.625	+0.057	9:08:06.283
8	42.775	+0.207	9:08:49.058
9	42.568		9:09:31.626
10	43.331	+0.763	9:10:14.957
11	43.363	+0.795	9:10:58.320

Lap	Lap Tm	Diff	Time of Day
(22) Samuel Sätteli			
1	44.033	+1.458	9:03:58.886
2	43.158	+0.583	9:04:42.044
3	42.865	+0.290	9:05:24.909
4	42.811	+0.236	9:06:07.720
5	42.686	+0.111	9:06:50.406
6	42.722	+0.147	9:07:33.128
7	42.702	+0.127	9:08:15.830
8	42.805	+0.230	9:08:58.635
9	42.597	+0.022	9:09:41.232



Schweizer Kart Meisterschaft 2013

X30 Challenge

Vesoul 1,100 Km

Practice

23.06.2013 08:50

Practice (8:00 Time) started at 9:02:20

Lap	Lap Tm	Diff	Time of Day
10	42.575		9:10:23.807
(91) Alessandro Felber			
1	45.338	+2.748	9:03:46.160
2	43.866	+1.276	9:04:30.026
3	45.054	+2.464	9:05:15.080
4	42.763	+0.173	9:05:57.843
5	42.590		9:06:40.433
6	42.846	+0.256	9:07:23.279
7	42.671	+0.081	9:08:05.950
8	42.703	+0.113	9:08:48.653
9	42.745	+0.155	9:09:31.398
10	43.710	+1.120	9:10:15.108
11	42.999	+0.409	9:10:58.107

(7) Fabian Hochstrasser			
1	45.704	+3.064	9:03:41.767
2	43.927	+1.287	9:04:25.694
3	43.031	+0.391	9:05:08.725
4	43.111	+0.471	9:05:51.836
5	42.733	+0.093	9:06:34.569
6	42.754	+0.114	9:07:17.323
7	42.701	+0.061	9:08:00.024
8	42.640		9:08:42.664
9	42.725	+0.085	9:09:25.389
10	42.796	+0.156	9:10:08.185
11	42.721	+0.081	9:10:50.906

(4) Ali Al Khalifa			
1	48.998	+6.279	9:04:28.778
2	1:27.223	+44.504	9:05:56.001
3	43.363	+0.644	9:06:39.364
4	42.719		9:07:22.083
5	1:51.939	+1:09.220	9:09:14.022
6	43.575	+0.856	9:09:57.597
7	42.847	+0.128	9:10:40.444

(42) Markus Engeli			
1	46.272	+3.541	9:03:52.669
2	44.685	+1.954	9:04:37.354
3	43.968	+1.237	9:05:21.322
4	44.544	+1.813	9:06:05.866
5	43.700	+0.969	9:06:49.566
6	43.123	+0.392	9:07:32.689
7	42.976	+0.245	9:08:15.665
8	43.230	+0.499	9:08:58.895
9	42.796	+0.065	9:09:41.691
10	42.731		9:10:24.422

(94) Kevin Wälti			
1	45.878	+3.145	9:03:52.034
2	44.043	+1.310	9:04:36.077
3	44.974	+2.241	9:05:21.051
4	45.612	+2.879	9:06:06.663
5	1:43.473	+1:00.740	9:07:50.136
6	43.355	+0.622	9:08:33.491
7	43.846	+1.113	9:09:17.337
8	42.840	+0.107	9:10:00.177
9	42.733		9:10:42.910

(30) Biagio Mancina			
1	45.167	+2.431	9:03:33.872
2	43.526	+0.790	9:04:17.398
3	42.901	+0.165	9:05:00.299
4	42.935	+0.199	9:05:43.234
5	1:48.715	+1:05.979	9:07:31.949

Lap	Lap Tm	Diff	Time of Day
6	42.887	+0.151	9:08:14.836
7	42.736		9:08:57.572
8	42.865	+0.129	9:09:40.437
9	42.743	+0.007	9:10:23.180
(33) Yannic Walther			
1	46.260	+3.268	9:03:47.837
2	44.608	+1.616	9:04:32.445
3	44.555	+1.563	9:05:17.000
4	43.316	+0.324	9:06:00.316
5	43.248	+0.256	9:06:43.564
6	43.264	+0.272	9:07:26.828
7	43.087	+0.095	9:08:09.915
8	1:28.633	+45.641	9:09:38.548
9	42.992		9:10:21.540

Lap	Lap Tm	Diff	Time of Day
-----	--------	------	-------------



lista office



Schweizer Kart Meisterschaft 2013

X30 Challenge

Vesoul 1,100 Km

Qualifying

23.06.2013 09:50

Qualifying (6:00 Time) started at 10:03:27

Pos	No.	Name	Chassis/Engine	Entrant	Laps	Best Tm	Diff In Lap	km/h
1	17	Vincenzo Alvaro	Swiss Hutless/Iame X30	Swiss Hutless Karts	8	41.749		94,853
2	10	Nordström Linus	Swiss Hutless/Iame X30	Speed Racing	8	41.779	0.030	94,784
3	35	Yannick Klaey	Birel/Iame X30	Spirit Racing	8	41.813	0.064	94,707
4	22	Samuel Sätteli	Tony Kart/Iame X30	-	8	41.826	0.077	94,678
5	55	Mathias Rüeeggger	MAD/Iame X30	Kart Klub Thun Oberland	8	41.828	0.079	94,673
6	5	Fabienne Wohlwend	Zanardi/Iame X30	Lugano Kart Team	8	41.858	0.109	94,606
7	21	Patrick Näscher	Tony Kart/Iame X30	Kart Club Lichtenstein	8	41.873	0.124	94,572
8	31	Dominik Siegenthaler	PCR/Iame X30	-	8	41.908	0.159	94,493
9	46	Ramona Jetzer	Tony Kart/Iame X30	-	8	41.949	0.200	94,400
10	64	Flavio Kempf	Tony Kart/Iame X30	-	8	41.992	0.243	94,304
11	91	Alessandro Felber	Tony Kart/Iame X30	Kart Club Thun Oberland	8	42.006	0.257	94,272
12	3	Nico Brügger	PCR/Iame X30	Scuderia PCR Swiss	7	42.017	0.268	94,248
13	1	Max Altenheimer	Mach1/Iame X30	Kartteam Meier	8	42.032	0.283	94,214
14	11	Loris Zoia	PCR/Iame X30	Scuderia PCR Swiss	8	42.037	0.288	94,203
15	88	Marylin Niederhauser	Tony Kart/Iame X30	Berner Kart Racing Club	8	42.154	0.405	93,941
16	7	Fabian Hochstrasser	Birel/Iame X30	Max Busslinger Motorsport	8	42.184	0.435	93,874
17	4	Ali Al Khalifa	Swiss Hutless/Iame X30	Swiss Hutless Karts	5	42.210	0.461	93,817
18	9	Raphael Wohlwend	Tony Kart/Iame X30	Lugano Kart Team	8	42.294	0.545	93,630
19	6	Louis Moser	Birel/Iame X30	Spirit Racing	6	42.303	0.554	93,610
20	94	Kevin Wälti	Swisscorse/Iame X30	Keepcool Kart Racing Team	7	42.305	0.556	93,606
21	30	Biagio Mancina	PCR/Iame X30	Scuderia PCR	8	42.351	0.602	93,504
22	33	Yannic Walther	Exprit/Iame X30	-	7	42.431	0.682	93,328
23	42	Markus Engeli	Zanardi/Iame X30	-	8	42.586	0.837	92,988
24	39	Pascal Von Allmen	Sodi Futura S2/Iame X30	Berner Kart Racing Klub	2	45.799	4.050	86,465

Announcements

These results are provisional until the conclusion of any judicial and technical matters



lista office



Schweizer Kart Meisterschaft 2013

X30 Challenge

Vesoul 1,100 Km

Qualifying

23.06.2013 09:50

Qualifying (6:00 Time) started at 10:03:27

Lap	Lap Tm	Diff	Time of Day
(17) Vincenzo Alvaro			
1	44.485	+2.736	10:04:50.752
2	42.938	+1.189	10:05:33.690
3	42.424	+0.675	10:06:16.114
4	41.982	+0.233	10:06:58.096
5	41.972	+0.223	10:07:40.068
6	41.749		10:08:21.817
7	41.775	+0.026	10:09:03.592
8	43.617	+1.868	10:09:47.209

Lap	Lap Tm	Diff	Time of Day
(10) Nordström Linus			
1	44.885	+3.106	10:04:51.541
2	42.748	+0.969	10:05:34.289
3	42.102	+0.323	10:06:16.391
4	42.149	+0.370	10:06:58.540
5	41.779		10:07:40.319
6	41.905	+0.126	10:08:22.224
7	41.816	+0.037	10:09:04.040
8	42.080	+0.301	10:09:46.120

Lap	Lap Tm	Diff	Time of Day
(35) Yannick Klaey			
1	43.717	+1.904	10:04:49.440
2	42.552	+0.739	10:05:31.992
3	42.282	+0.469	10:06:14.274
4	42.269	+0.456	10:06:56.543
5	42.085	+0.272	10:07:38.628
6	41.813		10:08:20.441
7	41.944	+0.131	10:09:02.385
8	45.618	+3.805	10:09:48.003

Lap	Lap Tm	Diff	Time of Day
(22) Samuel Sätteli			
1	44.640	+2.814	10:05:06.498
2	42.634	+0.808	10:05:49.132
3	42.447	+0.621	10:06:31.579
4	42.002	+0.176	10:07:13.581
5	42.279	+0.453	10:07:55.860
6	41.902	+0.076	10:08:37.762
7	41.975	+0.149	10:09:19.737
8	41.826		10:10:01.563

Lap	Lap Tm	Diff	Time of Day
(55) Mathias Rügsegger			
1	46.754	+4.926	10:05:08.622
2	43.456	+1.628	10:05:52.078
3	42.888	+1.060	10:06:34.966
4	42.580	+0.752	10:07:17.546
5	42.322	+0.494	10:07:59.868
6	42.118	+0.290	10:08:41.986
7	41.828		10:09:23.814
8	42.060	+0.232	10:10:05.874

Lap	Lap Tm	Diff	Time of Day
(5) Fabienne Wohlwend			
1	44.444	+2.586	10:04:51.857
2	42.855	+0.997	10:05:34.712
3	42.372	+0.514	10:06:17.084
4	42.006	+0.148	10:06:59.090
5	41.883	+0.025	10:07:40.973
6	42.010	+0.152	10:08:22.983
7	41.858		10:09:04.841
8	42.346	+0.488	10:09:47.187

Lap	Lap Tm	Diff	Time of Day
(21) Patrick Näscher			
1	44.920	+3.047	10:04:59.453
2	42.880	+1.007	10:05:42.333
3	42.175	+0.302	10:06:24.508
4	41.986	+0.113	10:07:06.494

Lap	Lap Tm	Diff	Time of Day
5	52.695	+10.822	10:07:59.189
6	42.093	+0.220	10:08:41.282
7	41.996	+0.123	10:09:23.278
8	41.873		10:10:05.151

Lap	Lap Tm	Diff	Time of Day
(31) Dominik Siegenthaler			
1	45.023	+3.115	10:05:02.012
2	42.593	+0.685	10:05:44.605
3	42.498	+0.590	10:06:27.103
4	42.966	+1.058	10:07:10.069
5	41.930	+0.022	10:07:51.999
6	42.075	+0.167	10:08:34.074
7	42.609	+0.701	10:09:16.683
8	41.908		10:09:58.591

Lap	Lap Tm	Diff	Time of Day
(46) Ramona Jetzer			
1	45.411	+3.462	10:04:53.214
2	42.809	+0.860	10:05:36.023
3	42.269	+0.320	10:06:18.292
4	42.850	+0.901	10:07:01.142
5	41.970	+0.021	10:07:43.112
6	41.979	+0.030	10:08:25.091
7	42.026	+0.077	10:09:07.117
8	41.949		10:09:49.066

Lap	Lap Tm	Diff	Time of Day
(64) Flavio Kempf			
1	48.157	+6.165	10:04:59.358
2	44.370	+2.378	10:05:43.728
3	43.257	+1.265	10:06:26.985
4	43.520	+1.528	10:07:10.505
5	42.464	+0.472	10:07:52.969
6	41.992		10:08:34.961
7	42.018	+0.026	10:09:16.979
8	42.966	+0.974	10:09:59.945

Lap	Lap Tm	Diff	Time of Day
(91) Alessandro Felber			
1	44.679	+2.673	10:05:06.665
2	42.631	+0.625	10:05:49.296
3	42.562	+0.556	10:06:31.858
4	42.148	+0.142	10:07:14.006
5	42.222	+0.216	10:07:56.228
6	42.160	+0.154	10:08:38.388
7	42.007	+0.001	10:09:20.395
8	42.006		10:10:02.401

Lap	Lap Tm	Diff	Time of Day
(3) Nico Brügger			
1	46.829	+4.812	10:05:03.772
2	43.103	+1.086	10:05:46.875
3	42.296	+0.279	10:06:29.171
4	42.051	+0.034	10:07:11.222
5	42.906	+0.889	10:07:54.128
6	42.017		10:08:36.145
7	42.046	+0.029	10:09:18.191

Lap	Lap Tm	Diff	Time of Day
(1) Max Altenheimer			
1	44.922	+2.890	10:05:02.281
2	43.113	+1.081	10:05:45.394
3	42.261	+0.229	10:06:27.655
4	44.970	+2.938	10:07:12.625
5	42.292	+0.260	10:07:54.917
6	42.068	+0.036	10:08:36.985
7	42.032		10:09:19.017
8	42.129	+0.097	10:10:01.146

Lap	Lap Tm	Diff	Time of Day
(11) Loris Zoia			
1	47.471	+5.434	10:04:55.750

Lap	Lap Tm	Diff	Time of Day
2	43.378	+1.341	10:05:39.128
3	42.835	+0.798	10:06:21.963
4	42.287	+0.250	10:07:04.250
5	42.082	+0.045	10:07:46.332
6	42.037		10:08:28.369
7	42.060	+0.023	10:09:10.429
8	42.218	+0.181	10:09:52.647

Lap	Lap Tm	Diff	Time of Day
(88) Marilyn Niederhauser			
1	45.667	+3.513	10:04:56.322
2	44.202	+2.048	10:05:40.524
3	42.742	+0.588	10:06:23.266
4	43.017	+0.863	10:07:06.283
5	42.508	+0.354	10:07:48.791
6	42.337	+0.183	10:08:31.128
7	42.371	+0.217	10:09:13.499
8	42.154		10:09:55.653

Lap	Lap Tm	Diff	Time of Day
(7) Fabian Hochstrasser			
1	45.343	+3.159	10:05:00.333
2	43.460	+1.276	10:05:43.793
3	42.761	+0.577	10:06:26.554
4	42.344	+0.160	10:07:08.898
5	42.276	+0.092	10:07:51.174
6	42.651	+0.467	10:08:33.825
7	42.231	+0.047	10:09:16.056
8	42.184		10:09:58.240

Lap	Lap Tm	Diff	Time of Day
(4) Ali Al Khalifa			
1	2:21.542	+1:39.332	10:06:41.293
2	44.166	+1.956	10:07:25.459
3	42.879	+0.669	10:08:08.338
4	42.310	+0.100	10:08:50.648
5	42.210		10:09:32.858

Lap	Lap Tm	Diff	Time of Day
(9) Raphael Wohlwend			
1	45.845	+3.551	10:04:57.251
2	43.948	+1.654	10:05:41.199
3	42.795	+0.501	10:06:23.994
4	42.418	+0.124	10:07:06.412
5	42.555	+0.261	10:07:48.967
6	44.133	+1.839	10:08:33.100
7	42.423	+0.129	10:09:15.523
8	42.294		10:09:57.817

Lap	Lap Tm	Diff	Time of Day
(6) Louis Moser			
1	45.657	+3.354	10:04:53.869
2	1:44.086	+1:01.783	10:06:37.955
3	43.343	+1.040	10:07:21.298
4	42.873	+0.570	10:08:04.171
5	42.355	+0.052	10:08:46.526
6	42.303		10:09:28.829

Lap	Lap Tm	Diff	Time of Day
(94) Kevin Wälti			
1	46.437	+4.132	10:05:25.739
2	43.822	+1.517	10:06:09.561
3	42.724	+0.419	10:06:52.285
4	42.556	+0.251	10:07:34.841
5	42.418	+0.113	10:08:17.259
6	42.305		10:08:59.564
7	42.477	+0.172	10:09:42.041

Lap	Lap Tm	Diff	Time of Day
(30) Biagio Mancina			
1	44.505	+2.154	10:05:02.576
2	43.227	+0.876	10:05:45.803
3	42.644	+0.293	10:06:28.447



lista office **LO**



Schweizer Kart Meisterschaft 2013

X30 Challenge

Vesoul 1,100 Km

Qualifying

23.06.2013 09:50

Qualifying (6:00 Time) started at 10:03:27

Lap	Lap Tm	Diff	Time of Day
4	42.351		10:07:10.798
5	42.422	+0.071	10:07:53.220
6	42.471	+0.120	10:08:35.691
7	42.389	+0.038	10:09:18.080
8	42.517	+0.166	10:10:00.597

(33) Yannic Walther

1	46.483	+4.052	10:05:10.991
2	43.885	+1.454	10:05:54.876
3	44.559	+2.128	10:06:39.435
4	42.752	+0.321	10:07:22.187
5	42.695	+0.264	10:08:04.882
6	42.431		10:08:47.313
7	42.554	+0.123	10:09:29.867

(42) Markus Engeli

1	45.770	+3.184	10:04:57.045
2	44.332	+1.746	10:05:41.377
3	43.081	+0.495	10:06:24.458
4	43.278	+0.692	10:07:07.736
5	42.778	+0.192	10:07:50.514
6	43.360	+0.774	10:08:33.874
7	42.921	+0.335	10:09:16.795
8	42.586		10:09:59.381

(39) Pascal Von Allmen

1	46.637	+0.838	10:05:02.087
2	45.799		10:05:47.886

Lap	Lap Tm	Diff	Time of Day
-----	--------	------	-------------

Lap	Lap Tm	Diff	Time of Day
-----	--------	------	-------------



lista office **LO**



Schweizer Kart Meisterschaft 2013

X30 Challenge

Vesoul 1,100 Km

Race 1


23.06.2013 11:10

Race (16 Laps)

45.799 39 Pascal Von Allmen
24 42.431 33 Yannic Walther
22 42.305 94 Kevin Wälti
20 42.294 9 Raphael Wohlwend
18 42.184 7 Fabian Hochstrasser
16 42.037 11 Loris Zoia
14 42.017 3 Nico Brügger
12 41.992 64 Flavio Kempf
10 41.908 31 Dominik Siegenthaler
8 41.858 5 Fabienne Wohlwend
6 41.826 22 Samuel Sätteli
4 41.779 10 Nordström Linus
2

42.586 42 Markus Engeli
23 42.351 30 Biagio Mancina
21 42.303 6 Louis Moser
19 42.210 4 Ali Al Khalifa
17 42.154 88 Marylin Niederhauser
15 42.032 1 Max Altenheimer
13 42.006 91 Alessandro Felber
11 41.949 46 Ramona Jetzer
9 41.873 21 Patrick Näscher
7 41.828 55 Mathias Rügsegger
5 41.813 35 Yannick Klaey
3 41.749 17 Vincenzo Alvaro
POLE POSITION 1

12
11
10
9
8
7
6
5
4
3
2
1





lista office



Schweizer Kart Meisterschaft 2013

X30 Challenge

Vesoul 1,100 Km

Race 1

23.06.2013 11:10

Race (16 Laps) started at 11:04:00

Pos	No.	Name	Chassis/Engine	Entrant	Total Tm	Laps	Diff	Best Tm	Ø km/h	Points
1	10	Nordström Linus	Swiss Hutless/lame X30	Speed Racing	11:18.304	16		42.022	93,409	0
2	17	Vincenzo Alvaro	Swiss Hutless/lame X30	Swiss Hutless Karts	11:18.371	16	0.067	41.917	93,400	2
3	35	Yannick Klaey	Birel/lame X30	Spirit Racing	11:18.605	16	0.301	41.689	93,368	3
4	3	Nico Brügger	PCR/lame X30	Scuderia PCR Swiss	11:18.852	16	0.548	41.862	93,334	4
5	22	Samuel Sätteli	Tony Kart/lame X30	-	11:19.118	16	0.814	41.813	93,297	5
6	21	Patrick Näscher	Tony Kart/lame X30	Kart Club Lichtenstein	11:20.909	16	2.605	41.868	93,052	6
7	5	Fabienne Wohlwend	Zanardi/lame X30	Lugano Kart Team	11:21.538	16	3.234	42.095	92,966	7
8	9	Raphael Wohlwend	Tony Kart/lame X30	Lugano Kart Team	11:23.857	16	5.553	42.090	92,651	8
9	11	Loris Zoia	PCR/lame X30	Scuderia PCR Swiss	11:24.150	16	5.846	42.134	92,611	9
10	64	Flavio Kempf	Tony Kart/lame X30	-	11:24.246	16	5.942	41.960	92,598	10
11	4	Ali Al Khalifa	Swiss Hutless/lame X30	Swiss Hutless Karts	11:24.563	16	6.259	41.898	92,555	11
12	30	Biagio Mancina	PCR/lame X30	Scuderia PCR	11:28.825	16	10.521	42.394	91,983	12
13	91	Alessandro Felber	Tony Kart/lame X30	Kart Club Thun Oberland	11:31.548	16	13.244	42.093	91,621	13
14	6	Louis Moser	Birel/lame X30	Spirit Racing	11:33.460	16	15.156	42.338	91,368	14
15	7	Fabian Hochstrasser	Birel/lame X30	Max Busslinger Motorsport	11:37.859	16	19.555	42.357	90,792	15
16	94	Kevin Wälti	Swisscorse/lame X30	Keepcool Kart Racing Team	11:38.003	16	19.699	42.296	90,773	16
17	55	Mathias Rügsegger	MAD/lame X30	Kart Klub Thun Oberland	7:48.901	11	5 Laps	41.939	92,898	17
Not classified (60% = 9 Laps)										
46		Ramona Jetzer	Tony Kart/lame X30	-	4:41.397	6	10 Laps	42.248	84,436	18
33		Yannic Walther	Exprit/lame X30	-	3:01.750	4	12 Laps	42.993	87,153	19
39		Pascal Von Allmen	Sodi Futura S2/lame X30	Berner Kart Racing Klub	52.704	1	15 Laps	51.225	75,137	20
31		Dominik Siegenthaler	PCR/lame X30	-	0.329		16 Laps		-	21
1		Max Altenheimer	Mach1/lame X30	Kartteam Meier	0.557		16 Laps		-	22
88		Marylin Niederhauser	Tony Kart/lame X30	Berner Kart Racing Club	0.657		16 Laps		-	23
42		Markus Engeli	Zanardi/lame X30	-					-	24

Announcements

These results are provisional until the conclusion of any judicial and technical matters

Started: 24 Classified: 17 not classified: 7

Margin of Victory	Ø km/h	Best Lap Tm	km/h	Best Lap by
0.067	93,409	41.689	94,989	35 - Yannick Klaey

Official Timing www.motorsport-events.se / www.rgmmc.com

Orbits

Timekeeping James Geidel:

Rennleiter Paul Egli:

www.mylaps.com

Sportkommissar Alain Tissot:

Rennbüro:

Licensed to: Motorsport Events

Printed: 23.06.2013 11:38:44



Schweizer Kart Meisterschaft 2013

X30 Challenge

Vesoul 1,100 Km

Race 1

23.06.2013 11:10

Race (16 Laps) started at 11:04:00

Lap	Lap Tm	Diff	Time of Day
(10) Nordström Linus			
1	44.321	+2.299	11:04:44.573
2	42.763	+0.741	11:05:27.336
3	42.294	+0.272	11:06:09.630
4	42.353	+0.331	11:06:51.983
5	42.080	+0.058	11:07:34.063
6	42.248	+0.226	11:08:16.311
7	42.124	+0.102	11:08:58.435
8	42.347	+0.325	11:09:40.782
9	42.159	+0.137	11:10:22.941
10	42.022		11:11:04.963
11	42.138	+0.116	11:11:47.101
12	42.275	+0.253	11:12:29.376
13	42.190	+0.168	11:13:11.566
14	42.114	+0.092	11:13:53.680
15	42.328	+0.306	11:14:36.008
16	42.473	+0.451	11:15:18.481

Lap	Lap Tm	Diff	Time of Day
(17) Vincenzo Alvaro			
1	44.561	+2.644	11:04:44.738
2	42.670	+0.753	11:05:27.408
3	42.436	+0.519	11:06:09.844
4	42.188	+0.271	11:06:52.032
5	42.128	+0.211	11:07:34.160
6	42.316	+0.399	11:08:16.476
7	42.003	+0.086	11:08:58.479
8	42.634	+0.717	11:09:41.113
9	42.096	+0.179	11:10:23.209
10	41.917		11:11:05.126
11	41.920	+0.003	11:11:47.046
12	42.413	+0.496	11:12:29.459
13	42.180	+0.263	11:13:11.639
14	42.136	+0.219	11:13:53.775
15	42.176	+0.259	11:14:35.951
16	42.597	+0.680	11:15:18.548

Lap	Lap Tm	Diff	Time of Day
(35) Yannick Klaey			
1	45.009	+3.320	11:04:45.271
2	43.373	+1.684	11:05:28.644
3	42.818	+1.129	11:06:11.462
4	42.406	+0.717	11:06:53.868
5	41.907	+0.218	11:07:35.775
6	41.758	+0.069	11:08:17.533
7	41.689		11:08:59.222
8	42.022	+0.333	11:09:41.244
9	42.381	+0.692	11:10:23.625
10	41.966	+0.277	11:11:05.591
11	41.690	+0.001	11:11:47.281
12	42.482	+0.793	11:12:29.763
13	42.181	+0.492	11:13:11.944
14	42.045	+0.356	11:13:53.989
15	42.133	+0.444	11:14:36.122
16	42.660	+0.971	11:15:18.782

Lap	Lap Tm	Diff	Time of Day
(3) Nico Brügger			
1	45.246	+3.384	11:04:45.857
2	43.166	+1.304	11:05:29.023
3	42.674	+0.812	11:06:11.697
4	42.321	+0.459	11:06:54.018
5	41.909	+0.047	11:07:35.927
6	42.157	+0.295	11:08:18.084
7	41.952	+0.090	11:09:00.036
8	41.996	+0.134	11:09:42.032
9	41.935	+0.073	11:10:23.967
10	42.051	+0.189	11:11:06.018

Lap	Lap Tm	Diff	Time of Day
11	41.927	+0.065	11:11:47.945
12	42.143	+0.281	11:12:30.088
13	42.330	+0.468	11:13:12.418
14	42.033	+0.171	11:13:54.451
15	41.862		11:14:36.313
16	42.716	+0.854	11:15:19.029

Lap	Lap Tm	Diff	Time of Day
(22) Samuel Sätteli			
1	44.774	+2.961	11:04:45.121
2	42.712	+0.899	11:05:27.833
3	42.263	+0.450	11:06:10.096
4	42.320	+0.507	11:06:52.416
5	42.147	+0.334	11:07:34.563
6	42.089	+0.276	11:08:16.652
7	42.228	+0.415	11:08:58.880
8	42.295	+0.482	11:09:41.175
9	42.589	+0.776	11:10:23.764
10	42.128	+0.315	11:11:05.892
11	41.960	+0.147	11:11:47.852
12	42.007	+0.194	11:12:29.859
13	43.002	+1.189	11:13:12.861
14	42.064	+0.251	11:13:54.925
15	41.813		11:14:36.738
16	42.557	+0.744	11:15:19.295

Lap	Lap Tm	Diff	Time of Day
(21) Patrick Näscher			
1	47.721	+5.853	11:04:48.152
2	43.123	+1.255	11:05:31.275
3	42.034	+0.166	11:06:13.309
4	42.539	+0.671	11:06:55.848
5	42.132	+0.264	11:07:37.980
6	41.964	+0.096	11:08:19.944
7	41.868		11:09:01.812
8	41.948	+0.080	11:09:43.760
9	42.168	+0.300	11:10:25.928
10	42.117	+0.249	11:11:08.045
11	42.177	+0.309	11:11:50.222
12	42.301	+0.433	11:12:32.523
13	42.159	+0.291	11:13:14.682
14	42.061	+0.193	11:13:56.743
15	42.170	+0.302	11:14:38.913
16	42.173	+0.305	11:15:21.086

Lap	Lap Tm	Diff	Time of Day
(5) Fabienne Wohlwend			
1	45.191	+3.096	11:04:45.598
2	43.300	+1.205	11:05:28.898
3	43.843	+1.748	11:06:12.741
4	42.146	+0.051	11:06:54.887
5	42.256	+0.161	11:07:37.143
6	42.191	+0.096	11:08:19.334
7	42.199	+0.104	11:09:01.533
8	42.178	+0.083	11:09:43.711
9	42.163	+0.068	11:10:25.874
10	42.095		11:11:07.969
11	42.233	+0.138	11:11:50.202
12	42.676	+0.581	11:12:32.878
13	42.266	+0.171	11:13:15.144
14	42.208	+0.113	11:13:57.352
15	42.174	+0.079	11:14:39.526
16	42.189	+0.094	11:15:21.715

Lap	Lap Tm	Diff	Time of Day
(9) Raphael Wohlwend			
1	46.690	+4.600	11:04:47.638
2	42.631	+0.541	11:05:30.269
3	42.763	+0.673	11:06:13.032
4	42.498	+0.408	11:06:55.530

Lap	Lap Tm	Diff	Time of Day
5	42.689	+0.599	11:07:38.219
6	42.113	+0.023	11:08:20.332
7	42.251	+0.161	11:09:02.583
8	42.226	+0.136	11:09:44.809
9	42.269	+0.179	11:10:27.078
10	42.268	+0.178	11:11:09.346
11	42.242	+0.152	11:11:51.588
12	42.436	+0.346	11:12:34.024
13	42.090		11:13:16.114
14	42.478	+0.388	11:13:58.592
15	43.008	+0.918	11:14:41.600
16	42.434	+0.344	11:15:24.034

Lap	Lap Tm	Diff	Time of Day
(11) Loris Zoia			
1	46.489	+4.355	11:04:47.193
2	42.677	+0.543	11:05:29.870
3	42.979	+0.845	11:06:12.849
4	43.046	+0.912	11:06:55.895
5	42.435	+0.301	11:07:38.330
6	42.195	+0.061	11:08:20.525
7	42.276	+0.142	11:09:02.801
8	42.280	+0.146	11:09:45.081
9	42.274	+0.140	11:10:27.355
10	42.250	+0.116	11:11:09.605
11	42.844	+0.710	11:11:52.449
12	42.299	+0.165	11:12:34.748
13	42.134		11:13:16.882
14	42.310	+0.176	11:13:59.192
15	42.468	+0.334	11:14:41.660
16	42.667	+0.533	11:15:24.327

Lap	Lap Tm	Diff	Time of Day
(64) Flavio Kempf			
1	47.367	+5.407	11:04:47.907
2	43.648	+1.688	11:05:31.555
3	42.754	+0.794	11:06:14.309
4	42.189	+0.229	11:06:56.498
5	41.960		11:07:38.458
6	42.189	+0.229	11:08:20.647
7	42.281	+0.321	11:09:02.928
8	42.501	+0.541	11:09:45.429
9	42.627	+0.667	11:10:28.056
10	41.977	+0.017	11:11:10.033
11	42.505	+0.545	11:11:52.538
12	42.401	+0.441	11:12:34.939
13	42.146	+0.186	11:13:17.085
14	42.406	+0.446	11:13:59.491
15	42.261	+0.301	11:14:41.752
16	42.671	+0.711	11:15:24.423

Lap	Lap Tm	Diff	Time of Day
(4) Ali Al Khalifa			
1	47.321	+5.423	11:04:48.340
2	43.643	+1.745	11:05:31.983
3	42.699	+0.801	11:06:14.682
4	42.663	+0.765	11:06:57.345
5	42.100	+0.202	11:07:39.445
6	42.062	+0.164	11:08:21.507
7	42.108	+0.210	11:09:03.615
8	41.898		11:09:45.513
9	42.201	+0.303	11:10:27.714
10	42.008	+0.110	11:11:09.722
11	42.579	+0.681	11:11:52.301
12	41.998	+0.100	11:12:34.299
13	42.073	+0.175	11:13:16.372
14	42.080	+0.182	11:13:58.452
15	43.030	+1.132	11:14:41.482
16	43.258	+1.360	11:15:24.740



Schweizer Kart Meisterschaft 2013

X30 Challenge

Vesoul 1,100 Km

Race 1

23.06.2013 11:10

Race (16 Laps) started at 11:04:00

Lap	Lap Tm	Diff	Time of Day
(30) Biagio Mancina			
1	48.728	+6.334	11:04:50.064
2	42.908	+0.514	11:05:32.972
3	42.680	+0.286	11:06:15.652
4	42.883	+0.489	11:06:58.535
5	42.422	+0.028	11:07:40.957
6	42.487	+0.093	11:08:23.444
7	42.522	+0.128	11:09:05.966
8	42.537	+0.143	11:09:48.503
9	42.612	+0.218	11:10:31.115
10	42.394		11:11:13.509
11	42.472	+0.078	11:11:55.981
12	42.599	+0.205	11:12:38.580
13	42.639	+0.245	11:13:21.219
14	42.570	+0.176	11:14:03.789
15	42.571	+0.177	11:14:46.360
16	42.642	+0.248	11:15:29.002

Lap	Lap Tm	Diff	Time of Day
(91) Alessandro Felber			
1	56.270	+14.177	11:04:56.923
2	42.616	+0.523	11:05:39.539
3	42.401	+0.308	11:06:21.940
4	42.340	+0.247	11:07:04.280
5	42.566	+0.473	11:07:46.846
6	42.157	+0.064	11:08:29.003
7	42.153	+0.060	11:09:11.156
8	42.093		11:09:53.249
9	42.277	+0.184	11:10:35.526
10	42.464	+0.371	11:11:17.990
11	42.456	+0.363	11:12:00.446
12	42.249	+0.156	11:12:42.695
13	42.412	+0.319	11:13:25.107
14	42.182	+0.089	11:14:07.289
15	42.239	+0.146	11:14:49.528
16	42.197	+0.104	11:15:31.725

Lap	Lap Tm	Diff	Time of Day
(6) Louis Moser			
1	50.975	+8.637	11:04:52.102
2	43.205	+0.867	11:05:35.307
3	42.796	+0.458	11:06:18.103
4	44.282	+1.944	11:07:02.385
5	42.628	+0.290	11:07:45.013
6	42.589	+0.251	11:08:27.602
7	42.627	+0.289	11:09:10.229
8	42.528	+0.190	11:09:52.757
9	42.338		11:10:35.095
10	42.469	+0.131	11:11:17.564
11	42.569	+0.231	11:12:00.133
12	42.517	+0.179	11:12:42.650
13	43.021	+0.683	11:13:25.671
14	42.853	+0.515	11:14:08.524
15	42.477	+0.139	11:14:51.001
16	42.636	+0.298	11:15:33.637

Lap	Lap Tm	Diff	Time of Day
(7) Fabian Hochstrasser			
1	47.164	+4.807	11:04:48.040
2	43.394	+1.037	11:05:31.434
3	43.088	+0.731	11:06:14.522
4	52.927	+10.570	11:07:07.449
5	43.146	+0.789	11:07:50.595
6	42.539	+0.182	11:08:33.134
7	42.549	+0.192	11:09:15.683
8	42.543	+0.186	11:09:58.226
9	42.543	+0.186	11:10:40.769
10	42.357		11:11:23.126

Lap	Lap Tm	Diff	Time of Day
11	42.462	+0.105	11:12:05.588
12	42.528	+0.171	11:12:48.116
13	42.543	+0.186	11:13:30.659
14	42.492	+0.135	11:14:13.151
15	42.458	+0.101	11:14:55.609
16	42.427	+0.070	11:15:38.036

Lap	Lap Tm	Diff	Time of Day
(94) Kevin Wälti			
1	59.503	+17.207	11:05:00.565
2	43.194	+0.898	11:05:43.759
3	43.064	+0.768	11:06:26.823
4	42.457	+0.161	11:07:09.280
5	42.325	+0.029	11:07:51.605
6	42.331	+0.035	11:08:33.936
7	42.296		11:09:16.232
8	42.396	+0.100	11:09:58.628
9	42.315	+0.019	11:10:40.943
10	42.341	+0.045	11:11:23.284
11	42.464	+0.168	11:12:05.748
12	42.474	+0.178	11:12:48.222
13	42.581	+0.285	11:13:30.803
14	42.542	+0.246	11:14:13.345
15	42.531	+0.235	11:14:55.876
16	42.304	+0.008	11:15:38.180

Lap	Lap Tm	Diff	Time of Day
(55) Mathias Rügsegger			
1	46.576	+4.637	11:04:46.927
2	42.596	+0.657	11:05:29.523
3	42.392	+0.453	11:06:11.915
4	42.352	+0.413	11:06:54.267
5	42.092	+0.153	11:07:36.359
6	42.028	+0.089	11:08:18.387
7	42.071	+0.132	11:09:00.458
8	42.098	+0.159	11:09:42.556
9	41.970	+0.031	11:10:24.526
10	41.939		11:11:06.465
11	42.613	+0.674	11:11:49.078

Lap	Lap Tm	Diff	Time of Day
(46) Ramona Jetzer			
1	1:09.361	+27.113	11:05:09.937
2	42.575	+0.327	11:05:52.512
3	42.281	+0.033	11:06:34.793
4	42.268	+0.020	11:07:17.061
5	42.248		11:07:59.309
6	42.265	+0.017	11:08:41.574

Lap	Lap Tm	Diff	Time of Day
(33) Yannic Walther			
1	50.262	+7.269	11:04:51.569
2	43.321	+0.328	11:05:34.890
3	42.993		11:06:17.883
4	44.044	+1.051	11:07:01.927

Lap	Lap Tm	Diff	Time of Day
(39) Pascal Von Allmen			
1	51.225		11:04:52.881





lista office **LO**



Schweizer Kart Meisterschaft 2013

X30 Challenge


Vesoul 1,100 Km

Race 2

23.06.2013 14:00

Race (16 Laps)

42 Markus Engeli 24	88 Marylin Niederhauser 23	12
1 Max Altenheimer 22	31 Dominik Siegenthaler 21	11
39 Pascal Von Allmen 20	33 Yannic Walther 19	10
46 Ramona Jetzer 18	55 Mathias Rügsegger 17	9
94 Kevin Wälti 16	7 Fabian Hochstrasser 15	8
6 Louis Moser 14	91 Alessandro Felber 13	7
30 Biagio Mancina 12	4 Ali Al Khalifa 11	6
64 Flavio Kempf 10	11 Loris Zoia 9	5
9 Raphael Wohlwend 8	5 Fabienne Wohlwend 7	4
21 Patrick Näscher 6	22 Samuel Sätteli 5	3
3 Nico Brügger 4	35 Yannick Klaey 3	2
17 Vincenzo Alvaro 2	10 Nordström Linus 3	1
	POLE POSITION 1	





lista office



Schweizer Kart Meisterschaft 2013

X30 Challenge

Vesoul 1,100 Km

Race 2

23.06.2013 14:00

Race (16 Laps) started at 13:41:13

Pos	No.	Name	Chassis/Engine	Entrant	Total Tm	Laps	Diff	Best Tm	Ø km/h	Points
1	35	Yannick Klaey	Birel/lame X30	Spirit Racing	11:42.210	16		42.086	90,229	20
2	10	Nordström Linus	Swiss Hutless/lame X30	Speed Racing	11:42.669	16	0.459	41.914	90,170	17
3	17	Vincenzo Alvaro	Swiss Hutless/lame X30	Swiss Hutless Karts	11:42.899	16	0.689	42.143	90,141	15
4	22	Samuel Satteli	Tony Kart/lame X30	-	11:43.053	16	0.843	41.924	90,121	13
5	3	Nico Brügger	PCR/lame X30	Scuderia PCR Swiss	11:43.334	16	1.124	42.047	90,085	11
6	39	Pascal Von Allmen	Sodi Futura S2/lame X30	Berner Kart Racing Klub	11:43.422	16	1.212	41.974	90,074	10
7	5	Fabienne Wohlwend	Zanardi/lame X30	Lugano Kart Team	11:46.189	16	3.979	42.320	89,721	9
8	1	Max Altenheimer	Mach1/lame X30	Kartteam Meier	11:48.222	16	6.012	42.083	89,463	8
9	91	Alessandro Felber	Tony Kart/lame X30	Kart Club Thun Oberland	11:48.494	16	6.284	42.226	89,429	7
10	46	Ramona Jetzer	Tony Kart/lame X30	-	11:49.816	16	7.606	42.041	89,263	6
11	11	Loris Zoia	PCR/lame X30	Scuderia PCR Swiss	11:49.963	16	7.753	42.445	89,244	5
12	30	Biagio Mancina	PCR/lame X30	Scuderia PCR	11:50.204	16	7.994	42.411	89,214	4
13	94	Kevin Wälti	Swisscorse/lame X30	Keepcool Kart Racing Team	11:50.411	16	8.201	42.185	89,188	3
14	64	Flavio Kempf	Tony Kart/lame X30	-	11:52.686	16	10.476	42.241	88,903	2
15	33	Yannic Walther	Exprit/lame X30	-	11:53.969	16	11.759	42.490	88,743	1
16	88	Marylin Niederhauser	Tony Kart/lame X30	Berner Kart Racing Club	11:54.336	16	12.126	42.333	88,698	0
17	21	Patrick Näscher	Tony Kart/lame X30	Kart Club Lichtenstein	11:55.934	16	13.724	42.202	88,500	0
18	42	Markus Engeli	Zanardi/lame X30	-	11:56.767	16	14.557	42.609	88,397	0
19	31	Dominik Siegenthaler	PCR/lame X30	-	11:57.104	16	14.894	42.418	88,355	0
20	7	Fabian Hochstrasser	Birel/lame X30	Max Busslinger Motorsport	11:59.174	16	16.964	42.143	88,101	0
21	6	Louis Moser	Birel/lame X30	Spirit Racing	9:44.805	13	3 Laps	42.392	88,029	0
22	55	Mathias Rügsegger	MAD/lame X30	Kart Klub Thun Oberland	9:46.510	13	3 Laps	42.228	87,773	0
23	4	Ali Al Khalifa	Swiss Hutless/lame X30	Swiss Hutless Karts	8:27.545	11	5 Laps	42.264	85,825	0
Not classified (60% = 9 Laps)										
	9	Raphael Wohlwend	Tony Kart/lame X30	Lugano Kart Team	3:58.805	5	11 Laps	42.545	82,913	0

Announcements

These results are provisional until the conclusion of any judicial and technical matters

Started: 24 Classified: 23 not classified: 1

10 Second Penalty Driver 21 - Violation of starting process

Margin of Victory	Ø km/h	Best Lap Tm	km/h	Best Lap by
0.459	90,229	41.914	94,479	10 - Nordström Linus

Official Timing www.motorsport-events.se / www.rgmmc.com

Orbits

Timekeeping James Geidel:

Rennleiter Paul Egli:

www.mylaps.com

Sportkommissar Alain Tissot:

Rennbüro:

Licensed to: Motorsport Events

Printed: 23.06.2013 13:56:10



Schweizer Kart Meisterschaft 2013

X30 Challenge

Vesoul 1,100 Km

Race 2

23.06.2013 14:00

Race (16 Laps) started at 13:41:13

Lap	Lap Tm	Diff	Time of Day
(35) Yannick Kläy			
1	44.675	+2.589	13:42:20.329
2	43.225	+1.139	13:43:03.554
3	42.439	+0.353	13:43:45.993
4	42.796	+0.710	13:44:28.789
5	42.264	+0.178	13:45:11.053
6	42.697	+0.611	13:45:53.750
7	42.248	+0.162	13:46:35.998
8	42.165	+0.079	13:47:18.163
9	42.129	+0.043	13:48:00.292
10	42.556	+0.470	13:48:42.848
11	42.086		13:49:24.934
12	42.151	+0.065	13:50:07.085
13	42.276	+0.190	13:50:49.361
14	42.230	+0.144	13:51:31.591
15	42.170	+0.084	13:52:13.761
16	42.307	+0.221	13:52:56.068

Lap	Lap Tm	Diff	Time of Day
(10) Nordström Linus			
1	44.286	+2.372	13:42:19.866
2	42.918	+1.004	13:43:02.784
3	42.637	+0.723	13:43:45.421
4	42.933	+1.019	13:44:28.354
5	42.302	+0.388	13:45:10.656
6	43.140	+1.226	13:45:53.796
7	42.593	+0.679	13:46:36.389
8	42.082	+0.168	13:47:18.471
9	42.196	+0.282	13:48:00.667
10	42.336	+0.422	13:48:43.003
11	42.300	+0.386	13:49:25.303
12	41.970	+0.056	13:50:07.273
13	42.466	+0.552	13:50:49.739
14	41.914		13:51:31.653
15	42.470	+0.556	13:52:14.123
16	42.404	+0.490	13:52:56.527

Lap	Lap Tm	Diff	Time of Day
(17) Vincenzo Alvaro			
1	44.634	+2.491	13:42:20.167
2	42.823	+0.680	13:43:02.990
3	42.506	+0.363	13:43:45.496
4	42.989	+0.846	13:44:28.485
5	42.214	+0.071	13:45:10.699
6	42.534	+0.391	13:45:53.233
7	42.407	+0.264	13:46:35.640
8	42.196	+0.053	13:47:17.836
9	42.258	+0.115	13:48:00.094
10	42.223	+0.080	13:48:42.317
11	42.364	+0.221	13:49:24.681
12	42.143		13:50:06.824
13	42.179	+0.036	13:50:49.003
14	42.281	+0.138	13:51:31.284
15	42.296	+0.153	13:52:13.580
16	43.177	+1.034	13:52:56.757

Lap	Lap Tm	Diff	Time of Day
(22) Samuel Sätteli			
1	45.394	+3.470	13:42:21.153
2	42.686	+0.762	13:43:03.839
3	42.408	+0.484	13:43:46.247
4	42.742	+0.818	13:44:28.989
5	42.435	+0.511	13:45:11.424
6	42.519	+0.595	13:45:53.943
7	42.384	+0.460	13:46:36.327
8	41.954	+0.030	13:47:18.281
9	42.122	+0.198	13:48:00.403
10	42.488	+0.564	13:48:42.891

Lap	Lap Tm	Diff	Time of Day
11	42.636	+0.712	13:49:25.527
12	41.924		13:50:07.451
13	42.438	+0.514	13:50:49.889
14	41.980	+0.056	13:51:31.869
15	42.398	+0.474	13:52:14.267
16	42.644	+0.720	13:52:56.911

Lap	Lap Tm	Diff	Time of Day
(3) Nico Brügger			
1	44.527	+2.480	13:42:20.134
2	43.253	+1.206	13:43:03.387
3	42.694	+0.647	13:43:46.081
4	42.825	+0.778	13:44:28.906
5	42.694	+0.647	13:45:11.600
6	42.540	+0.493	13:45:54.140
7	42.594	+0.547	13:46:36.734
8	42.550	+0.503	13:47:19.284
9	42.165	+0.118	13:48:01.449
10	42.095	+0.048	13:48:43.544
11	42.622	+0.575	13:49:26.166
12	42.089	+0.042	13:50:08.255
13	42.047		13:50:50.302
14	42.129	+0.082	13:51:32.431
15	42.143	+0.096	13:52:14.574
16	42.618	+0.571	13:52:57.192

Lap	Lap Tm	Diff	Time of Day
(39) Pascal Von Allmen			
1	45.158	+3.184	13:42:21.861
2	43.067	+1.093	13:43:04.928
3	42.290	+0.316	13:43:47.218
4	42.375	+0.401	13:44:29.593
5	42.436	+0.462	13:45:12.029
6	42.352	+0.378	13:45:54.381
7	42.559	+0.585	13:46:36.940
8	42.134	+0.160	13:47:19.074
9	42.068	+0.094	13:48:01.142
10	42.122	+0.148	13:48:43.264
11	42.686	+0.712	13:49:25.950
12	41.974		13:50:07.924
13	42.029	+0.055	13:50:49.953
14	42.168	+0.194	13:51:32.121
15	42.243	+0.269	13:52:14.364
16	42.916	+0.942	13:52:57.280

Lap	Lap Tm	Diff	Time of Day
(5) Fabienne Wohlwend			
1	45.552	+3.232	13:42:21.385
2	42.928	+0.608	13:43:04.313
3	42.759	+0.439	13:43:47.072
4	42.943	+0.623	13:44:30.015
5	42.320		13:45:12.335
6	42.507	+0.187	13:45:54.842
7	42.642	+0.322	13:46:37.484
8	42.709	+0.389	13:47:20.193
9	42.445	+0.125	13:48:02.638
10	42.579	+0.259	13:48:45.217
11	42.459	+0.139	13:49:27.676
12	42.535	+0.215	13:50:10.211
13	42.437	+0.117	13:50:52.648
14	42.622	+0.302	13:51:35.270
15	42.453	+0.133	13:52:17.723
16	42.324	+0.004	13:53:00.047

Lap	Lap Tm	Diff	Time of Day
(1) Max Altenheimer			
1	47.118	+5.035	13:42:23.927
2	42.941	+0.858	13:43:06.868
3	43.060	+0.977	13:43:49.928
4	42.548	+0.465	13:44:32.476

Lap	Lap Tm	Diff	Time of Day
5	42.997	+0.914	13:45:15.473
6	43.382	+1.299	13:45:58.855
7	42.521	+0.438	13:46:41.376
8	42.083		13:47:23.459
9	42.563	+0.480	13:48:06.022
10	42.345	+0.262	13:48:48.367
11	42.336	+0.253	13:49:30.703
12	42.150	+0.067	13:50:12.853
13	42.201	+0.118	13:50:55.054
14	42.195	+0.112	13:51:37.249
15	42.092	+0.009	13:52:19.341
16	42.739	+0.656	13:53:02.080

Lap	Lap Tm	Diff	Time of Day
(91) Alessandro Felber			
1	45.700	+3.474	13:42:22.081
2	43.452	+1.226	13:43:05.533
3	42.848	+0.622	13:43:48.381
4	42.446	+0.220	13:44:30.827
5	42.386	+0.160	13:45:13.213
6	43.225	+0.999	13:45:56.438
7	42.663	+0.437	13:46:39.101
8	42.392	+0.166	13:47:21.493
9	42.397	+0.171	13:48:03.890
10	42.290	+0.064	13:48:46.180
11	42.226		13:49:28.406
12	42.352	+0.126	13:50:10.758
13	42.669	+0.443	13:50:53.427
14	43.016	+0.790	13:51:36.443
15	42.861	+0.635	13:52:19.304
16	43.048	+0.822	13:53:02.352

Lap	Lap Tm	Diff	Time of Day
(46) Ramona Jetzer			
1	46.663	+4.622	13:42:23.314
2	43.311	+1.270	13:43:06.625
3	45.098	+3.057	13:43:51.723
4	42.846	+0.805	13:44:34.569
5	42.668	+0.627	13:45:17.237
6	42.755	+0.714	13:45:59.992
7	42.531	+0.490	13:46:42.523
8	42.516	+0.475	13:47:25.039
9	42.437	+0.396	13:48:07.476
10	42.418	+0.377	13:48:49.894
11	42.148	+0.107	13:49:32.042
12	42.263	+0.222	13:50:14.305
13	42.041		13:50:56.346
14	42.570	+0.529	13:51:38.916
15	42.233	+0.192	13:52:21.149
16	42.525	+0.484	13:53:03.674

Lap	Lap Tm	Diff	Time of Day
(11) Loris Zoia			
1	45.527	+3.082	13:42:21.513
2	43.879	+1.434	13:43:05.392
3	43.576	+1.131	13:43:48.968
4	42.968	+0.523	13:44:31.936
5	42.844	+0.399	13:45:14.780
6	42.987	+0.542	13:45:57.767
7	42.711	+0.266	13:46:40.478
8	42.613	+0.168	13:47:23.091
9	42.500	+0.055	13:48:05.591
10	42.524	+0.079	13:48:48.115
11	42.654	+0.209	13:49:30.769
12	42.600	+0.155	13:50:13.369
13	42.617	+0.172	13:50:55.986
14	42.445		13:51:38.431
15	42.608	+0.163	13:52:21.039
16	42.782	+0.337	13:53:03.821





Schweizer Kart Meisterschaft 2013

X30 Challenge

Vesoul 1,100 Km

Race 2

23.06.2013 14:00

Race (16 Laps) started at 13:41:13

Lap	Lap Tm	Diff	Time of Day
(30) Biagio Mancina			
1	45.669	+3.258	13:42:21.721
2	44.025	+1.614	13:43:05.746
3	43.175	+0.764	13:43:48.921
4	43.185	+0.774	13:44:32.106
5	42.933	+0.522	13:45:15.039
6	42.961	+0.550	13:45:58.000
7	42.741	+0.330	13:46:40.741
8	42.574	+0.163	13:47:23.315
9	42.555	+0.144	13:48:05.870
10	42.411		13:48:48.281
11	42.770	+0.359	13:49:31.051
12	42.535	+0.124	13:50:13.586
13	42.564	+0.153	13:50:56.150
14	42.656	+0.245	13:51:38.806
15	42.555	+0.144	13:52:21.361
16	42.701	+0.290	13:53:04.062

Lap	Lap Tm	Diff	Time of Day
(94) Kevin Wälti			
1	47.126	+4.941	13:42:23.599
2	43.209	+1.024	13:43:06.808
3	43.554	+1.369	13:43:50.362
4	42.553	+0.368	13:44:32.915
5	42.817	+0.632	13:45:15.732
6	43.210	+1.025	13:45:58.942
7	43.370	+1.185	13:46:42.312
8	42.595	+0.410	13:47:24.907
9	42.810	+0.625	13:48:07.717
10	42.763	+0.578	13:48:50.480
11	42.349	+0.164	13:49:32.829
12	42.308	+0.123	13:50:15.137
13	42.446	+0.261	13:50:57.583
14	42.263	+0.078	13:51:39.846
15	42.238	+0.053	13:52:22.084
16	42.185		13:53:04.269

Lap	Lap Tm	Diff	Time of Day
(64) Flavio Kempf			
1	47.307	+5.066	13:42:23.187
2	43.917	+1.676	13:43:07.104
3	43.502	+1.261	13:43:50.606
4	42.581	+0.340	13:44:33.187
5	42.632	+0.391	13:45:15.819
6	43.384	+1.143	13:45:59.203
7	43.171	+0.930	13:46:42.374
8	42.867	+0.626	13:47:25.241
9	42.715	+0.474	13:48:07.956
10	43.297	+1.056	13:48:51.253
11	42.241		13:49:33.494
12	43.292	+1.051	13:50:16.786
13	42.375	+0.134	13:50:59.161
14	42.731	+0.490	13:51:41.892
15	42.266	+0.025	13:52:24.158
16	42.386	+0.145	13:53:06.544

Lap	Lap Tm	Diff	Time of Day
(33) Yannic Walther			
1	48.216	+5.726	13:42:25.097
2	43.254	+0.764	13:43:08.351
3	43.433	+0.943	13:43:51.784
4	43.165	+0.675	13:44:34.949
5	42.741	+0.251	13:45:17.690
6	42.980	+0.490	13:46:00.670
7	42.841	+0.351	13:46:43.511
8	42.956	+0.466	13:47:26.467
9	42.959	+0.469	13:48:09.426
10	42.618	+0.128	13:48:52.044

Lap	Lap Tm	Diff	Time of Day
11	42.490		13:49:34.534
12	42.710	+0.220	13:50:17.244
13	42.713	+0.223	13:50:59.957
14	42.624	+0.134	13:51:42.581
15	42.574	+0.084	13:52:25.155
16	42.672	+0.182	13:53:07.827

Lap	Lap Tm	Diff	Time of Day
(88) Marylin Niederhauser			
1	47.637	+5.304	13:42:24.600
2	43.152	+0.819	13:43:07.752
3	43.711	+1.378	13:43:51.463
4	42.682	+0.349	13:44:34.145
5	43.133	+0.800	13:45:17.278
6	43.728	+1.395	13:46:01.006
7	42.783	+0.450	13:46:43.789
8	43.359	+1.026	13:47:27.148
9	43.178	+0.845	13:48:10.326
10	42.646	+0.313	13:48:52.972
11	42.522	+0.189	13:49:35.494
12	42.743	+0.410	13:50:18.237
13	42.441	+0.108	13:51:00.678
14	42.604	+0.271	13:51:43.282
15	42.579	+0.246	13:52:25.861
16	42.333		13:53:08.194

Lap	Lap Tm	Diff	Time of Day
(21) Patrick Näscher			
1	45.006	+2.804	13:42:20.712
2	43.295	+1.093	13:43:04.007
3	42.529	+0.327	13:43:46.536
4	42.694	+0.492	13:44:29.230
5	42.460	+0.258	13:45:11.690
6	42.801	+0.599	13:45:54.491
7	43.093	+0.891	13:46:37.584
8	43.687	+1.485	13:47:21.271
9	42.307	+0.105	13:48:03.578
10	42.342	+0.140	13:48:45.920
11	42.202		13:49:28.122
12	42.321	+0.119	13:50:10.443
13	42.266	+0.064	13:50:52.709
14	42.387	+0.185	13:51:35.096
15	42.362	+0.160	13:52:17.458
16	42.334	+0.132	13:52:59.792

Lap	Lap Tm	Diff	Time of Day
(42) Markus Engeli			
1	47.171	+4.562	13:42:24.150
2	43.437	+0.828	13:43:07.587
3	43.484	+0.875	13:43:51.071
4	42.913	+0.304	13:44:33.984
5	42.609		13:45:16.593
6	43.058	+0.449	13:45:59.651
7	43.784	+1.175	13:46:43.435
8	43.282	+0.673	13:47:26.717
9	42.937	+0.328	13:48:09.654
10	42.659	+0.050	13:48:52.313
11	42.731	+0.122	13:49:35.044
12	43.452	+0.843	13:50:18.496
13	42.709	+0.100	13:51:01.205
14	43.049	+0.440	13:51:44.254
15	42.941	+0.332	13:52:27.195
16	43.430	+0.821	13:53:10.625

Lap	Lap Tm	Diff	Time of Day
(31) Dominik Siegenthaler			
1	54.973	+12.555	13:42:31.691
2	43.220	+0.802	13:43:14.911
3	42.861	+0.443	13:43:57.772
4	42.544	+0.126	13:44:40.316

Lap	Lap Tm	Diff	Time of Day
5	42.683	+0.265	13:45:22.999
6	42.538	+0.120	13:46:05.537
7	42.625	+0.207	13:46:48.162
8	42.489	+0.071	13:47:30.651
9	42.520	+0.102	13:48:13.171
10	42.445	+0.027	13:48:55.616
11	42.418		13:49:38.034
12	42.453	+0.035	13:50:20.487
13	42.470	+0.052	13:51:02.957
14	42.997	+0.579	13:51:45.954
15	42.515	+0.097	13:52:28.469
16	42.493	+0.075	13:53:10.962

Lap	Lap Tm	Diff	Time of Day
(7) Fabian Hochstrasser			
1	48.757	+6.614	13:42:25.386
2	43.238	+1.095	13:43:08.624
3	43.334	+1.191	13:43:51.958
4	43.220	+1.077	13:44:35.178
5	42.804	+0.661	13:45:17.982
6	43.274	+1.131	13:46:01.256
7	42.627	+0.484	13:46:43.883
8	42.884	+0.741	13:47:26.767
9	42.600	+0.457	13:48:09.367
10	42.345	+0.202	13:48:51.712
11	42.143		13:49:33.855
12	42.607	+0.464	13:50:16.462
13	42.251	+0.108	13:50:58.713
14	47.594	+5.451	13:51:46.307
15	43.190	+1.047	13:52:29.497
16	43.535	+1.392	13:53:13.032

Lap	Lap Tm	Diff	Time of Day
(6) Louis Moser			
1	46.314	+3.922	13:42:22.555
2	43.667	+1.275	13:43:06.222
3	43.584	+1.192	13:43:49.806
4	42.630	+0.238	13:44:32.436
5	42.971	+0.579	13:45:15.407
6	43.716	+1.324	13:45:59.123
7	43.062	+0.670	13:46:42.185
8	42.662	+0.270	13:47:24.847
9	42.576	+0.184	13:48:07.423
10	43.589	+1.197	13:48:51.012
11	42.392		13:49:33.404
12	42.568	+0.176	13:50:15.972
13	42.691	+0.299	13:50:58.663

Lap	Lap Tm	Diff	Time of Day
(55) Mathias Rügsegger			
1	48.827	+6.599	13:42:25.373
2	44.899	+2.671	13:43:10.272
3	42.695	+0.467	13:43:52.967
4	42.523	+0.295	13:44:35.490
5	43.953	+1.725	13:45:19.443
6	42.580	+0.352	13:46:02.023
7	42.228		13:46:44.251
8	43.134	+0.906	13:47:27.385
9	42.731	+0.503	13:48:10.116
10	42.464	+0.236	13:48:52.580
11	42.302	+0.074	13:49:34.882
12	42.865	+0.637	13:50:17.747
13	42.621	+0.393	13:51:00.368

Lap	Lap Tm	Diff	Time of Day
(4) Ali Al Khalifa			
1	46.786	+4.522	13:42:23.096
2	43.407	+1.143	13:43:06.503
3	43.586	+1.322	13:43:50.089
4	42.681	+0.417	13:44:32.770





lista office **LO**



Schweizer Kart Meisterschaft 2013

X30 Challenge

Vesoul 1,100 Km

Race 2

23.06.2013 14:00

Race (16 Laps) started at 13:41:13

Lap	Lap Tm	Diff	Time of Day
5	42.764	+0.500	13:45:15.534
6	44.639	+2.375	13:46:00.173
7	43.063	+0.799	13:46:43.236
8	42.264		13:47:25.500
9	42.667	+0.403	13:48:08.167
10	50.112	+7.848	13:48:58.279
11	43.124	+0.860	13:49:41.403

(9) Raphael Wohlwend

1	45.309	+2.764	13:42:21.107
2	43.067	+0.522	13:43:04.174
3	42.679	+0.134	13:43:46.853
4	43.265	+0.720	13:44:30.118
5	42.545		13:45:12.663

Lap	Lap Tm	Diff	Time of Day
-----	--------	------	-------------

Lap	Lap Tm	Diff	Time of Day
-----	--------	------	-------------



lista office **LO**



Schweizer Kart Meisterschaft 2013

X30 Challenge

Vesoul 1,100 Km

Final

23.06.2013 16:00


Race (20 Laps)

42 Markus Engeli	24
88 Marylin Niederhauser	22
6 Louis Moser	20
33 Yannic Walther	18
9 Raphael Wohlwend	16
94 Kevin Wälti	14
39 Pascal Von Allmen	12
64 Flavio Kempf	10
91 Alessandro Felber	8
5 Fabienne Wohlwend	6
22 Samuel Sätteli	4
35 Yannick Klaey	2

31 Dominik Siegenthaler	23
55 Mathias Rügsegger	21
7 Fabian Hochstrasser	19
4 Ali Al Khalifa	17
1 Max Altenheimer	15
46 Ramona Jetzer	13
30 Biagio Mancina	11
21 Patrick Näscher	9
11 Loris Zoia	7
3 Nico Brügger	5
17 Vincenzo Alvaro	3
10 Nordström Linus	1

12
11
10
9
8
7
6
5
4
3
2
1

POLE POSITION 1





lista office



Schweizer Kart Meisterschaft 2013

X30 Challenge

Vesoul 1,100 Km

Final

23.06.2013 16:00

Race (20 Laps) started at 15:15:32

Pos	No.	Name	Chassis/Engine	Entrant	Total Tm	Laps	Diff	Best Tm	Ø km/h	Points
1	35	Yannick Klaey	Birel/lame X30	Spirit Racing	14:06.131	20		41.874	93,603	30
2	3	Nico Brügger	PCR/lame X30	Scuderia PCR Swiss	14:07.996	20	1.865	42.054	93,397	25
3	21	Patrick Näscher	Tony Kart/lame X30	Kart Club Lichtenstein	14:12.066	20	5.935	42.278	92,951	21
4	1	Max Altenheimer	Mach1/lame X30	Kartteam Meier	14:12.642	20	6.511	42.192	92,888	19
5	9	Raphael Wohlwend	Tony Kart/lame X30	Lugano Kart Team	14:13.046	20	6.915	42.151	92,844	17
6	4	Ali Al Khalifa	Swiss Hutless/lame X30	Swiss Hutless Karts	14:14.656	20	8.525	42.147	92,669	15
7	30	Biagio Mancina	PCR/lame X30	Scuderia PCR	14:17.871	20	11.740	42.552	92,322	14
8	94	Kevin Wälti	Swisscorse/lame X30	Keepcool Kart Racing Team	14:20.588	20	14.457	42.325	92,030	13
9	33	Yannic Walther	Exprit/lame X30	-	14:22.935	20	16.804	42.583	91,780	12
10	42	Markus Engeli	Zanardi/lame X30	-	14:26.566	20	20.435	42.817	91,395	11
11	17	Vincenzo Alvaro	Swiss Hutless/lame X30	Swiss Hutless Karts	14:26.587	20	20.456	41.853	91,393	10
12	64	Flavio Kempf	Tony Kart/lame X30	-	14:26.810	20	20.679	42.228	91,370	9
13	7	Fabian Hochstrasser	Birel/lame X30	Max Busslinger Motorsport	14:30.263	20	24.132	42.485	91,007	8
14	5	Fabienne Wohlwend	Zanardi/lame X30	Lugano Kart Team	14:30.616	20	24.485	42.552	90,970	7
15	88	Marylin Niederhauser	Tony Kart/lame X30	Berner Kart Racing Club	14:31.022	20	24.891	42.519	90,928	6
16	91	Alessandro Felber	Tony Kart/lame X30	Kart Club Thun Oberland	14:32.654	20	26.523	42.576	90,758	5
17	46	Ramona Jetzer	Tony Kart/lame X30	-	14:35.283	20	29.152	42.315	90,485	4
18	39	Pascal Von Allmen	Sodi Futura S2/lame X30	Berner Kart Racing Klub	14:35.743	20	29.612	42.112	90,437	3
19	31	Dominik Siegenthaler	PCR/lame X30	-	14:41.943	20	35.812	42.250	89,802	2
20	55	Mathias Rüegeegger	MAD/lame X30	Kart Klub Thun Oberland	10:41.929	15	5 Laps	42.172	92,534	1
Not classified (60% = 12 Laps)										
10		Nordström Linus	Swiss Hutless/lame X30	Speed Racing	7:10.563	10	10 Laps	42.034	91,973	0
22		Samuel Sätteli	Tony Kart/lame X30	-	6:22.814	9	11 Laps	41.907	93,100	0
11		Loris Zoia	PCR/lame X30	Scuderia PCR Swiss	3:56.234	5	15 Laps	42.606	83,815	0
6		Louis Moser	Birel/lame X30	Spirit Racing	1.097		20 Laps		-	0

Announcements

These results are provisional until the conclusion of any judicial and technical matters

Started: 24 Classified: 20 not classified: 4

10 Second Penalty Driver 39 - Jump Start

Margin of Victory	Ø km/h	Best Lap Tm	km/h	Best Lap by
1.865	93,603	41.853	94,617	17 - Vincenzo Alvaro

Official Timing www.motorsport-events.se / www.rgmmc.com

Orbits

Timekeeping James Geidel:

Rennleiter Paul Egli:

www.mylaps.com

Sportkommissar Alain Tissot:

Rennbüro:

Licensed to: Motorsport Events

Printed: 23.06.2013 15:32:59



Schweizer Kart Meisterschaft 2013

X30 Challenge

Vesoul 1,100 Km

Final

23.06.2013 16:00

Race (20 Laps) started at 15:15:32

Lap	Lap Tm	Diff	Time of Day
(35) Yannick Klaey			
1	44.076	+2.202	15:16:17.112
2	42.805	+0.931	15:16:59.917
3	42.377	+0.503	15:17:42.294
4	42.142	+0.268	15:18:24.436
5	42.150	+0.276	15:19:06.586
6	42.054	+0.180	15:19:48.640
7	42.134	+0.260	15:20:30.774
8	42.208	+0.334	15:21:12.982
9	42.152	+0.278	15:21:55.134
10	41.993	+0.119	15:22:37.127
11	41.936	+0.062	15:23:19.063
12	41.969	+0.095	15:24:01.032
13	41.891	+0.017	15:24:42.923
14	42.110	+0.236	15:25:25.033
15	41.874		15:26:06.907
16	42.189	+0.315	15:26:49.096
17	41.945	+0.071	15:27:31.041
18	41.979	+0.105	15:28:13.020
19	42.242	+0.368	15:28:55.262
20	43.814	+1.940	15:29:39.076

Lap	Lap Tm	Diff	Time of Day
(3) Nico Brügger			
1	45.420	+3.366	15:16:18.500
2	42.763	+0.709	15:17:01.272
3	42.374	+0.320	15:17:43.646
4	42.164	+0.110	15:18:25.810
5	42.112	+0.058	15:19:07.922
6	42.215	+0.161	15:19:50.137
7	42.054		15:20:32.191
8	42.094	+0.040	15:21:14.285
9	42.100	+0.046	15:21:56.385
10	42.429	+0.375	15:22:38.814
11	42.232	+0.178	15:23:21.046
12	42.159	+0.105	15:24:03.205
13	42.138	+0.084	15:24:45.343
14	42.412	+0.358	15:25:27.755
15	42.082	+0.028	15:26:09.837
16	42.211	+0.157	15:26:52.048
17	42.198	+0.144	15:27:34.246
18	42.259	+0.205	15:28:16.505
19	42.102	+0.048	15:28:58.607
20	42.334	+0.280	15:29:40.941

Lap	Lap Tm	Diff	Time of Day
(21) Patrick Näscher			
1	46.013	+3.735	15:16:19.306
2	42.738	+0.460	15:17:02.044
3	42.372	+0.094	15:17:44.416
4	42.355	+0.077	15:18:26.771
5	42.341	+0.063	15:19:09.112
6	42.362	+0.084	15:19:51.474
7	42.364	+0.086	15:20:33.838
8	42.460	+0.182	15:21:16.298
9	42.384	+0.106	15:21:58.682
10	42.388	+0.110	15:22:41.070
11	42.418	+0.140	15:23:23.488
12	42.278		15:24:05.766
13	42.293	+0.015	15:24:48.059
14	42.503	+0.225	15:25:30.562
15	42.318	+0.040	15:26:12.880
16	42.335	+0.057	15:26:55.215
17	42.405	+0.127	15:27:37.620
18	42.465	+0.187	15:28:20.085
19	42.369	+0.091	15:29:02.454
20	42.557	+0.279	15:29:45.011

Lap	Lap Tm	Diff	Time of Day
(1) Max Altenheimer			
1	47.500	+5.308	15:16:20.944
2	42.762	+0.570	15:17:03.706
3	42.392	+0.200	15:17:46.098
4	42.304	+0.112	15:18:28.402
5	42.378	+0.186	15:19:10.780
6	42.269	+0.077	15:19:53.049
7	42.590	+0.398	15:20:35.639
8	42.391	+0.199	15:21:18.030
9	42.347	+0.155	15:22:00.377
10	42.252	+0.060	15:22:42.629
11	42.327	+0.135	15:23:24.965
12	42.223	+0.031	15:24:07.179
13	42.192		15:24:49.371
14	42.306	+0.114	15:25:31.677
15	42.400	+0.208	15:26:14.077
16	42.223	+0.031	15:26:56.300
17	42.326	+0.134	15:27:38.626
18	42.354	+0.162	15:28:20.980
19	42.262	+0.070	15:29:03.242
20	42.345	+0.153	15:29:45.587

Lap	Lap Tm	Diff	Time of Day
(9) Raphael Wohlwend			
1	46.653	+4.502	15:16:20.252
2	42.935	+0.784	15:17:03.187
3	42.497	+0.346	15:17:45.684
4	42.296	+0.145	15:18:27.980
5	42.606	+0.455	15:19:10.586
6	42.388	+0.237	15:19:52.974
7	42.865	+0.714	15:20:35.839
8	42.478	+0.327	15:21:18.317
9	42.378	+0.227	15:22:00.695
10	42.324	+0.173	15:22:43.019
11	42.350	+0.199	15:23:25.369
12	42.273	+0.122	15:24:07.642
13	42.194	+0.043	15:24:49.836
14	42.305	+0.154	15:25:32.141
15	42.271	+0.120	15:26:14.412
16	42.247	+0.096	15:26:56.659
17	42.353	+0.202	15:27:39.012
18	42.151		15:28:21.163
19	42.438	+0.287	15:29:03.601
20	42.390	+0.239	15:29:45.991

Lap	Lap Tm	Diff	Time of Day
(4) Ali Al Khalifa			
1	48.113	+5.966	15:16:21.817
2	42.795	+0.648	15:17:04.612
3	42.430	+0.283	15:17:47.042
4	42.311	+0.164	15:18:29.353
5	42.190	+0.043	15:19:11.543
6	42.404	+0.257	15:19:53.947
7	42.382	+0.235	15:20:36.329
8	42.633	+0.486	15:21:18.962
9	42.147		15:22:01.109
10	42.447	+0.300	15:22:43.556
11	42.462	+0.315	15:23:26.018
12	42.252	+0.105	15:24:08.270
13	42.257	+0.110	15:24:50.527
14	42.175	+0.028	15:25:32.702
15	42.299	+0.152	15:26:15.001
16	43.181	+1.034	15:26:58.182
17	42.515	+0.368	15:27:40.697
18	42.343	+0.196	15:28:23.040
19	42.221	+0.074	15:29:05.261
20	42.340	+0.193	15:29:47.601

Lap	Lap Tm	Diff	Time of Day
(30) Biagio Mancina			
1	45.833	+3.281	15:16:19.183
2	43.212	+0.660	15:17:02.395
3	42.686	+0.134	15:17:45.081
4	42.662	+0.110	15:18:27.743
5	42.913	+0.361	15:19:10.656
6	42.756	+0.204	15:19:53.412
7	42.558	+0.006	15:20:35.970
8	43.127	+0.575	15:21:19.097
9	42.697	+0.145	15:22:01.794
10	42.567	+0.015	15:22:44.361
11	42.677	+0.125	15:23:27.038
12	42.560	+0.008	15:24:09.598
13	42.681	+0.129	15:24:52.279
14	42.552		15:25:34.831
15	42.657	+0.105	15:26:17.488
16	42.665	+0.113	15:27:00.153
17	42.578	+0.026	15:27:42.731
18	42.689	+0.137	15:28:25.420
19	42.614	+0.062	15:29:08.034
20	42.782	+0.230	15:29:50.816

Lap	Lap Tm	Diff	Time of Day
(94) Kevin Wälti			
1	50.209	+7.884	15:16:23.708
2	42.808	+0.483	15:17:06.516
3	42.798	+0.473	15:17:49.314
4	42.984	+0.659	15:18:32.298
5	43.115	+0.790	15:19:15.413
6	42.548	+0.223	15:19:57.961
7	42.430	+0.105	15:20:40.391
8	42.325		15:21:22.716
9	42.712	+0.387	15:22:05.428
10	42.920	+0.595	15:22:48.348
11	42.399	+0.074	15:23:30.747
12	42.496	+0.171	15:24:13.243
13	42.556	+0.231	15:24:55.799
14	42.571	+0.246	15:25:38.370
15	42.480	+0.155	15:26:20.850
16	42.606	+0.281	15:27:03.456
17	42.579	+0.254	15:27:46.035
18	42.454	+0.129	15:28:28.489
19	42.640	+0.315	15:29:11.129
20	42.404	+0.079	15:29:53.533

Lap	Lap Tm	Diff	Time of Day
(33) Yannic Walther			
1	48.592	+6.009	15:16:22.487
2	43.260	+0.677	15:17:05.747
3	42.999	+0.416	15:17:48.746
4	42.732	+0.149	15:18:31.478
5	42.740	+0.157	15:19:14.218
6	42.748	+0.165	15:19:56.966
7	42.823	+0.240	15:20:39.789
8	42.782	+0.199	15:21:22.571
9	42.816	+0.233	15:22:05.387
10	43.104	+0.521	15:22:48.491
11	42.888	+0.305	15:23:31.379
12	42.583		15:24:13.962
13	42.607	+0.024	15:24:56.569
14	42.695	+0.112	15:25:39.264
15	42.649	+0.066	15:26:21.913
16	42.713	+0.130	15:27:04.626
17	42.709	+0.126	15:27:47.335
18	42.809	+0.226	15:28:30.144
19	42.892	+0.309	15:29:13.036
20	42.844	+0.261	15:29:55.880





Schweizer Kart Meisterschaft 2013

X30 Challenge

Vesoul 1,100 Km

Final

23.06.2013 16:00

Race (20 Laps) started at 15:15:32

Lap	Lap Tm	Diff	Time of Day
(42) Markus Engeli			
1	48.347	+5.530	15:16:22.787
2	43.200	+0.383	15:17:05.987
3	43.277	+0.460	15:17:49.264
4	42.919	+0.102	15:18:32.183
5	43.195	+0.378	15:19:15.378
6	43.071	+0.254	15:19:58.449
7	42.864	+0.047	15:20:41.313
8	43.118	+0.301	15:21:24.431
9	42.942	+0.125	15:22:07.373
10	42.931	+0.114	15:22:50.304
11	42.817		15:23:33.121
12	42.854	+0.037	15:24:15.975
13	42.887	+0.070	15:24:58.862
14	42.877	+0.060	15:25:41.739
15	42.878	+0.061	15:26:24.617
16	42.860	+0.043	15:27:07.477
17	42.950	+0.133	15:27:50.427
18	42.935	+0.118	15:28:33.362
19	43.034	+0.217	15:29:16.396
20	43.115	+0.298	15:29:59.511

Lap	Lap Tm	Diff	Time of Day
(17) Vincenzo Alvaro			
1	44.413	+2.560	15:16:17.445
2	42.686	+0.833	15:17:00.131
3	42.548	+0.695	15:17:42.679
4	42.245	+0.392	15:18:24.924
5	41.967	+0.114	15:19:06.891
6	42.361	+0.508	15:19:49.252
7	41.960	+0.107	15:20:31.212
8	42.152	+0.299	15:21:13.364
9	42.040	+0.187	15:21:55.404
10	41.981	+0.128	15:22:37.385
11	42.034	+0.181	15:23:19.419
12	42.018	+0.165	15:24:01.437
13	41.866	+0.013	15:24:43.303
14	42.026	+0.173	15:25:25.329
15	41.904	+0.051	15:26:07.233
16	42.031	+0.178	15:26:49.264
17	41.995	+0.142	15:27:31.259
18	41.853		15:28:13.112
19	42.211	+0.358	15:28:55.323
20	1:04.209	+22.356	15:29:59.532

Lap	Lap Tm	Diff	Time of Day
(64) Flavio Kempf			
1	55.373	+13.145	15:16:28.773
2	43.013	+0.785	15:17:11.786
3	42.849	+0.621	15:17:54.635
4	42.936	+0.708	15:18:37.571
5	42.880	+0.652	15:19:20.451
6	43.044	+0.816	15:20:03.495
7	43.416	+1.188	15:20:46.911
8	42.448	+0.220	15:21:29.359
9	42.644	+0.416	15:22:12.003
10	42.553	+0.325	15:22:54.556
11	42.681	+0.453	15:23:37.237
12	42.545	+0.317	15:24:19.782
13	42.756	+0.528	15:25:02.538
14	42.702	+0.474	15:25:45.240
15	42.628	+0.400	15:26:27.868
16	42.340	+0.112	15:27:10.208
17	42.274	+0.046	15:27:52.482
18	42.228		15:28:34.710
19	42.469	+0.241	15:29:17.179
20	42.576	+0.348	15:29:59.755

Lap	Lap Tm	Diff	Time of Day
(7) Fabian Hochstrasser			
1	58.477	+15.992	15:16:32.448
2	42.984	+0.499	15:17:15.432
3	42.841	+0.356	15:17:58.273
4	42.840	+0.355	15:18:41.113
5	42.650	+0.165	15:19:23.763
6	42.514	+0.029	15:20:06.277
7	42.655	+0.170	15:20:48.932
8	42.717	+0.232	15:21:31.649
9	42.689	+0.204	15:22:14.338
10	42.674	+0.189	15:22:57.012
11	42.614	+0.129	15:23:39.626
12	42.485		15:24:22.111
13	42.628	+0.143	15:25:04.739
14	42.528	+0.043	15:25:47.267
15	42.583	+0.098	15:26:29.850
16	42.672	+0.187	15:27:12.522
17	42.597	+0.112	15:27:55.119
18	42.523	+0.038	15:28:37.642
19	42.695	+0.210	15:29:20.337
20	42.871	+0.386	15:30:03.208

Lap	Lap Tm	Diff	Time of Day
(5) Fabienne Wohlwend			
1	54.139	+11.587	15:16:27.327
2	43.392	+0.840	15:17:10.719
3	42.986	+0.434	15:17:53.705
4	42.859	+0.307	15:18:36.564
5	42.866	+0.314	15:19:19.430
6	42.869	+0.317	15:20:02.299
7	43.507	+0.955	15:20:45.806
8	42.711	+0.159	15:21:28.517
9	42.992	+0.440	15:22:11.509
10	42.552		15:22:54.061
11	42.622	+0.070	15:23:36.683
12	42.759	+0.207	15:24:19.442
13	42.961	+0.409	15:25:02.403
14	42.785	+0.233	15:25:45.188
15	42.775	+0.223	15:26:27.963
16	43.232	+0.680	15:27:11.195
17	43.077	+0.525	15:27:54.272
18	43.051	+0.499	15:28:37.323
19	42.956	+0.404	15:29:20.279
20	43.282	+0.730	15:30:03.561

Lap	Lap Tm	Diff	Time of Day
(88) Marylin Niederhauser			
1	54.000	+11.481	15:16:28.156
2	43.547	+1.028	15:17:11.703
3	42.741	+0.222	15:17:54.444
4	43.021	+0.502	15:18:37.465
5	42.609	+0.090	15:19:20.074
6	42.909	+0.390	15:20:02.983
7	43.324	+0.805	15:20:46.307
8	42.973	+0.454	15:21:29.280
9	42.605	+0.086	15:22:11.885
10	42.638	+0.119	15:22:54.523
11	43.296	+0.777	15:23:37.819
12	42.585	+0.066	15:24:20.404
13	42.594	+0.075	15:25:02.998
14	42.623	+0.104	15:25:45.621
15	42.579	+0.060	15:26:28.200
16	44.832	+2.313	15:27:13.032
17	42.577	+0.058	15:27:55.609
18	42.519		15:28:38.128
19	43.031	+0.512	15:29:21.159
20	42.808	+0.289	15:30:03.967

Lap	Lap Tm	Diff	Time of Day
(91) Alessandro Felber			
1	54.903	+12.327	15:16:28.220
2	43.176	+0.600	15:17:11.396
3	43.097	+0.521	15:17:54.493
4	42.733	+0.157	15:18:37.226
5	42.718	+0.142	15:19:19.944
6	42.576		15:20:02.520
7	42.977	+0.401	15:20:45.497
8	42.823	+0.247	15:21:28.320
9	42.759	+0.183	15:22:11.079
10	42.638	+0.062	15:22:53.717
11	42.704	+0.128	15:23:36.421
12	42.713	+0.137	15:24:19.134
13	42.758	+0.182	15:25:01.892
14	43.728	+1.152	15:25:45.620
15	43.006	+0.430	15:26:28.626
16	42.996	+0.420	15:27:11.622
17	43.102	+0.526	15:27:54.724
18	43.016	+0.440	15:28:37.740
19	43.364	+0.788	15:29:21.104
20	44.495	+1.919	15:30:05.599

Lap	Lap Tm	Diff	Time of Day
(46) Ramona Jetzer			
1	1:08.608	+26.293	15:16:42.061
2	42.643	+0.328	15:17:24.704
3	42.385	+0.070	15:18:07.089
4	42.501	+0.186	15:18:49.590
5	42.411	+0.096	15:19:32.001
6	42.410	+0.095	15:20:14.411
7	42.473	+0.158	15:20:56.884
8	42.378	+0.063	15:21:39.262
9	42.324	+0.009	15:22:21.586
10	42.387	+0.072	15:23:03.973
11	42.356	+0.041	15:23:46.329
12	42.315		15:24:28.644
13	42.386	+0.071	15:25:11.030
14	42.393	+0.078	15:25:53.423
15	42.402	+0.087	15:26:35.825
16	42.346	+0.031	15:27:18.171
17	42.784	+0.469	15:28:00.955
18	42.440	+0.125	15:28:43.395
19	42.413	+0.098	15:29:25.808
20	42.420	+0.105	15:30:08.228

Lap	Lap Tm	Diff	Time of Day
(39) Pascal Von Allmen			
1	57.762	+15.650	15:16:31.187
2	42.624	+0.512	15:17:13.811
3	42.433	+0.321	15:17:56.244
4	42.216	+0.104	15:18:38.460
5	42.338	+0.226	15:19:20.798
6	42.523	+0.411	15:20:03.321
7	43.459	+1.347	15:20:46.780
8	42.277	+0.165	15:21:29.057
9	42.540	+0.428	15:22:11.597
10	42.515	+0.403	15:22:54.112
11	42.635	+0.523	15:23:36.747
12	42.751	+0.639	15:24:19.498
13	42.803	+0.691	15:25:02.301
14	42.571	+0.459	15:25:44.872
15	42.227	+0.115	15:26:27.099
16	42.263	+0.151	15:27:09.362
17	42.254	+0.142	15:27:51.616
18	42.112		15:28:33.728
19	42.523	+0.411	15:29:16.251
20	42.437	+0.325	15:29:58.688



Schweizer Kart Meisterschaft 2013

X30 Challenge

Vesoul 1,100 Km

Final

23.06.2013 16:00

Race (20 Laps) started at 15:15:32

Lap	Lap Tm	Diff	Time of Day
(31) Dominik Siegenthaler			
1	1:07.088	+24.838	15:16:41.408
2	43.000	+0.750	15:17:24.408
3	42.533	+0.283	15:18:06.941
4	43.061	+0.811	15:18:50.002
5	42.525	+0.275	15:19:32.527
6	42.302	+0.052	15:20:14.829
7	42.295	+0.045	15:20:57.124
8	42.651	+0.401	15:21:39.775
9	42.339	+0.089	15:22:22.114
10	42.251	+0.001	15:23:04.365
11	42.349	+0.099	15:23:46.714
12	42.307	+0.057	15:24:29.021
13	42.349	+0.099	15:25:11.370
14	42.250		15:25:53.620
15	42.346	+0.096	15:26:35.966
16	42.415	+0.165	15:27:18.381
17	42.334	+0.084	15:28:00.715
18	45.636	+3.386	15:28:46.351
19	45.344	+3.094	15:29:31.695
20	43.193	+0.943	15:30:14.888

(55) Mathias Rügsegger			
1	45.910	+3.738	15:16:19.951
2	44.104	+1.932	15:17:04.055
3	42.252	+0.080	15:17:46.307
4	42.476	+0.304	15:18:28.783
5	42.420	+0.248	15:19:11.203
6	42.536	+0.364	15:19:53.739
7	42.407	+0.235	15:20:36.146
8	42.369	+0.197	15:21:18.515
9	42.472	+0.300	15:22:00.987
10	42.393	+0.221	15:22:43.380
11	42.321	+0.149	15:23:25.701
12	42.172		15:24:07.873
13	42.186	+0.014	15:24:50.059
14	42.182	+0.010	15:25:32.241
15	42.633	+0.461	15:26:14.874

(10) Nordström Linus			
1	43.861	+1.827	15:16:16.806
2	43.157	+1.123	15:16:59.963
3	42.412	+0.378	15:17:42.375
4	42.384	+0.350	15:18:24.759
5	42.053	+0.019	15:19:06.812
6	42.486	+0.452	15:19:49.298
7	42.132	+0.098	15:20:31.430
8	42.034		15:21:13.464
9	42.133	+0.099	15:21:55.597
10	47.911	+5.877	15:22:43.508

(22) Samuel Sätteli			
1	44.468	+2.561	15:16:17.575
2	42.654	+0.747	15:17:00.229
3	42.519	+0.612	15:17:42.748
4	42.273	+0.366	15:18:25.021
5	42.203	+0.296	15:19:07.224
6	42.464	+0.557	15:19:49.688
7	42.045	+0.138	15:20:31.733
8	41.907		15:21:13.640
9	42.119	+0.212	15:21:55.759

(11) Loris Zoia			
1	1:04.676	+22.070	15:16:37.831
2	42.969	+0.363	15:17:20.800

Lap	Lap Tm	Diff	Time of Day
3	42.900	+0.294	15:18:03.700
4	42.606		15:18:46.306
5	42.873	+0.267	15:19:29.179

Lap	Lap Tm	Diff	Time of Day
-----	--------	------	-------------