



lista office



Schweizer Kart Meisterschaft 2013

KZ2

Lévier 1,175 Km

Training

11.08.2013 09:10

Practice (10:00 Time) started at 9:18:00

Pos	No.	Name	Chassis/Engine	Entrant	Laps	Best Tm	Diff In Lap	km/h
1	93	Paul Jr. Hökfelt	CRG/Modena	Kart Club Oerlikon	6	45.823		92,312
2	17	Mike Zürcher	MAD/TM	Kart Club Thun Oberland	9	45.879	0.056	92,199
3	5	Ken Allemann	Birel/TM	Spirit Racing	9	45.977	0.154	92,003
4	2	Florian Thoma	Intrepid/TM	-	12	46.259	0.436	91,442
5	14	Pierre Bourgeois	OK1/TM	GSK	11	46.279	0.456	91,402
6	22	Nicolas Rohrbasser	OK1/TM	GSK	11	46.337	0.514	91,288
7	10	André Reinhard	Swiss Corse/Iame	Berner Kart Racing Club	12	46.361	0.538	91,240
8	24	Gino Tengg	Birel/TM	KartClub Oerlikon	12	46.437	0.614	91,091
9	16	Christian Lüdin	Swiss Hutless/TM	Speed Racing	12	46.483	0.660	91,001
10	32	Sébastien Luisier	Intrepid/TM	Kart Club Valais	11	46.496	0.673	90,976
11	7	Alain Valente	Swiss Hutless/TM	Berner Kart Racing Club	11	46.548	0.725	90,874
12	3	Sven Müller	Tony Kart/Vortex	-	12	46.613	0.790	90,747
13	21	Tobias Widmer	Mach1/TM	Kartteam Meier	12	46.614	0.791	90,745
14	98	Rudolf Rhyn	Birel/TM	Kart Club Thun Oberland	11	46.623	0.800	90,728
15	39	Mathieu Cochand	Formula K/TM	GS Karting	12	46.631	0.808	90,712
16	25	Simon Luisier	Intrepid/TM	Kart Club Valais	12	46.681	0.858	90,615
17	92	Philippe Ehrensberger	Ehro/TM	Swiss Hutless Karts	8	46.687	0.864	90,603
18	55	Arnaud Nussbaum	OK1/TM	GSK	10	46.947	1.124	90,102
19	34	Almir Prasovic	CRG/TM	NA Kartracing	12	47.114	1.291	89,782
20	75	Mirco Gervasoni	Birel/TM	Kart Klub Waltenschwil	12	47.237	1.414	89,548
21	45	Ilija Drovossekov	Tony Kart/Vortex	Advance Karting	11	47.265	1.442	89,495
22	88	Max Schroeder	Birel/TM	JD Racing Team	12	47.330	1.507	89,372
23	49	Nicolas Harmuth	Mirage/TM	ASK Peugeot Mulhouse	6	47.428	1.605	89,188
24	29	Arnaud Sallin	Energy/TM	Kart Club Valais	11	47.672	1.849	88,731
25	12	Isabelle Von Lerber	Swiss Hutless/TM	Swiss Hutless Karts	11	47.747	1.924	88,592
26	20	Raphael Jérôme Keller	Gillard/TM	Lindi Racing	6	48.820	2.997	86,645



Schweizer Kart Meisterschaft 2013

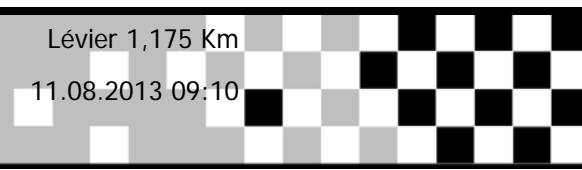
KZ2

Lévier 1,175 Km

Training

11.08.2013 09:10

Practice (10:00 Time) started at 9:18:00



Lap	Lap Tm	Diff	Time of Day
(93) Paul Jr. Höckfelt			
1	57.483	+11.660	9:20:01.605
2	55.773	+9.950	9:20:57.378
3	51.222	+5.399	9:21:48.600
4	48.691	+2.868	9:22:37.291
5	45.959	+0.136	9:23:23.250
6	45.823		9:24:09.073
(17) Mike Zürcher			
1	48.258	+2.379	9:20:05.634
2	48.401	+2.522	9:20:54.035
3	46.802	+0.923	9:21:40.837
4	46.461	+0.582	9:22:27.298
5	46.507	+0.628	9:23:18.005
6	45.879		9:23:59.684
7	46.645	+0.766	9:24:46.329
8	46.448	+0.569	9:25:32.777
9	50.142	+4.263	9:26:22.919
(5) Ken Allemann			
1	54.814	+8.837	9:20:12.702
2	46.883	+0.906	9:20:59.585
3	46.337	+0.360	9:21:45.922
4	46.162	+0.185	9:22:32.084
5	45.977		9:23:18.061
6	46.281	+0.304	9:24:04.342
7	46.186	+0.209	9:24:50.528
8	46.127	+0.150	9:25:36.655
9	50.123	+4.146	9:26:26.778
(2) Florian Thoma			
1	54.547	+8.288	9:20:02.180
2	49.931	+3.672	9:20:52.111
3	46.962	+0.703	9:21:39.073
4	47.226	+0.967	9:22:26.299
5	46.689	+0.430	9:23:12.988
6	46.259		9:23:59.247
7	46.644	+0.385	9:24:45.891
8	46.401	+0.142	9:25:32.292
9	46.326	+0.067	9:26:18.618
10	46.525	+0.266	9:27:05.143
11	46.521	+0.262	9:27:51.664
12	47.527	+1.268	9:28:39.191
(14) Pierre Bourgeois			
1	47.210	+0.931	9:19:37.723
2	47.053	+0.774	9:20:24.776
3	46.407	+0.128	9:21:11.183
4	46.323	+0.044	9:21:57.506
5	46.496	+0.217	9:22:44.002
6	46.279		9:23:30.281
7	46.546	+0.267	9:24:16.827
8	46.373	+0.094	9:25:03.200
9	47.158	+0.879	9:25:50.358
10	46.802	+0.523	9:26:37.160
11	54.167	+7.888	9:27:31.327
(22) Nicolas Rohrbasser			
1	53.214	+6.877	9:20:25.712
2	49.264	+2.927	9:21:14.976
3	46.511	+0.174	9:22:01.487
4	46.506	+0.169	9:22:47.993
5	46.509	+0.172	9:23:34.502
6	46.338	+0.001	9:24:20.840
7	46.797	+0.460	9:25:07.637

Lap	Lap Tm	Diff	Time of Day
8	47.602	+1.265	9:25:55.239
9	46.354	+0.017	9:26:41.593
10	46.337		9:27:27.930
11	1:07.553	+21.216	9:28:35.483
(10) André Reinhard			
1	50.597	+4.236	9:20:03.671
2	48.851	+2.490	9:20:52.522
3	47.008	+0.647	9:21:39.530
4	46.901	+0.540	9:22:26.431
5	46.789	+0.428	9:23:13.220
6	46.361		9:23:59.581
7	46.671	+0.310	9:24:46.252
8	46.981	+0.620	9:25:33.233
9	46.585	+0.224	9:26:19.818
10	46.571	+0.210	9:27:06.389
11	46.554	+0.193	9:27:52.943
12	53.532	+7.171	9:28:46.475
(24) Gino Tengg			
1	50.594	+4.157	9:19:47.586
2	51.286	+4.849	9:20:38.872
3	46.935	+0.498	9:21:25.807
4	46.655	+0.218	9:22:12.462
5	46.510	+0.073	9:22:58.972
6	46.551	+0.114	9:23:45.523
7	46.843	+0.406	9:24:32.366
8	54.885	+8.448	9:25:27.251
9	46.437		9:26:13.688
10	46.547	+0.110	9:27:00.235
11	46.494	+0.057	9:27:46.729
12	50.106	+3.669	9:28:36.835
(16) Christian Lüdín			
1	53.865	+7.382	9:20:05.416
2	51.722	+5.239	9:20:57.138
3	47.142	+0.659	9:21:44.280
4	46.483		9:22:30.763
5	46.907	+0.424	9:23:17.670
6	47.107	+0.624	9:24:04.777
7	46.736	+0.253	9:24:51.513
8	46.964	+0.481	9:25:38.477
9	46.964	+0.481	9:26:25.441
10	46.686	+0.203	9:27:12.127
11	46.873	+0.390	9:27:59.000
12	47.169	+0.686	9:28:46.169
(32) Sébastien Luisier			
1	50.936	+4.440	9:20:24.716
2	48.706	+2.210	9:21:13.422
3	46.994	+0.498	9:22:00.416
4	46.854	+0.358	9:22:47.270
5	46.655	+0.159	9:23:33.925
6	46.543	+0.047	9:24:20.468
7	47.005	+0.509	9:25:07.473
8	46.496		9:25:53.969
9	46.573	+0.077	9:26:40.542
10	55.916	+9.420	9:27:36.458
11	52.345	+5.849	9:28:28.803
(7) Alain Valente			
1	52.713	+6.165	9:20:06.810
2	47.603	+1.055	9:20:54.413
3	47.396	+0.848	9:21:41.809
4	46.839	+0.291	9:22:28.648
5	46.937	+0.389	9:23:15.585

Lap	Lap Tm	Diff	Time of Day
6	46.702	+0.154	9:24:02.287
7	46.801	+0.253	9:24:49.088
8	46.743	+0.195	9:25:35.831
9	46.548		9:26:22.379
10	46.560	+0.012	9:27:08.939
11	52.365	+5.817	9:28:01.304
(3) Sven Müller			
1	49.682	+3.069	9:20:02.555
2	48.605	+1.992	9:20:51.160
3	47.288	+0.675	9:21:38.448
4	46.984	+0.371	9:22:25.432
5	46.937	+0.324	9:23:12.369
6	46.662	+0.049	9:23:59.031
7	47.074	+0.461	9:24:46.105
8	47.009	+0.396	9:25:33.114
9	47.174	+0.561	9:26:20.288
10	46.633	+0.020	9:27:06.921
11	46.613		9:27:53.534
12	47.104	+0.491	9:28:40.638
(21) Tobias Widmer			
1	49.286	+2.672	9:19:47.782
2	50.157	+3.543	9:20:37.939
3	46.903	+0.289	9:21:24.842
4	46.915	+0.301	9:22:11.757
5	46.614		9:22:58.371
6	46.856	+0.242	9:23:45.227
7	50.117	+3.503	9:24:35.344
8	46.888	+0.274	9:25:22.232
9	46.918	+0.304	9:26:09.150
10	46.811	+0.197	9:26:55.961
11	46.859	+0.245	9:27:42.820
12	56.735	+10.121	9:28:39.555
(98) Rudolf Rhyn			
1	52.026	+5.403	9:20:11.707
2	50.153	+3.530	9:21:01.860
3	54.626	+8.003	9:21:56.486
4	52.956	+6.333	9:22:49.442
5	46.874	+0.251	9:23:36.316
6	46.827	+0.204	9:24:23.143
7	46.694	+0.071	9:25:09.837
8	46.627	+0.004	9:25:56.464
9	46.686	+0.063	9:26:43.150
10	46.623		9:27:29.773
11	57.599	+10.976	9:28:27.372
(39) Mathieu Cochand			
1	50.567	+3.936	9:19:49.064
2	50.154	+3.523	9:20:39.218
3	47.367	+0.736	9:21:26.585
4	46.650	+0.019	9:22:13.235
5	46.677	+0.046	9:22:59.912
6	46.657	+0.026	9:23:46.569
7	46.822	+0.191	9:24:33.391
8	47.082	+0.451	9:25:20.473
9	46.631		9:26:07.104
10	47.447	+0.816	9:26:54.551
11	46.838	+0.207	9:27:41.389
12	46.776	+0.145	9:28:28.165
(25) Simon Luisier			
1	48.321	+1.640	9:20:05.486
2	48.345	+1.664	9:20:53.831
3	47.660	+0.979	9:21:41.491



Schweizer Kart Meisterschaft 2013

KZ2

Lévrier 1,175 Km

Training

11.08.2013 09:10

Practice (10:00 Time) started at 9:18:00

Lap	Lap Tm	Diff	Time of Day
4	47.013	+0.332	9:22:28.504
5	46.837	+0.156	9:23:15.341
6	46.681		9:24:02.022
7	46.946	+0.265	9:24:48.968
8	47.362	+0.681	9:25:36.330
9	47.086	+0.405	9:26:23.416
10	46.924	+0.243	9:27:10.340
11	46.831	+0.150	9:27:57.171
12	58.264	+11.583	9:28:55.435

(92) Philippe Ehrensberger

1	53.460	+6.773	9:20:02.555
2	49.736	+3.049	9:20:52.291
3	47.388	+0.701	9:21:39.679
4	48.275	+1.588	9:22:27.954
5	48.180	+1.493	9:23:16.134
6	46.687		9:24:02.821
7	46.744	+0.057	9:24:49.565
8	53.293	+6.606	9:25:42.858

(55) Arnaud Nussbaum

1	50.412	+3.465	9:20:03.866
2	49.117	+2.170	9:20:52.983
3	47.217	+0.270	9:21:40.200
4	47.260	+0.313	9:22:27.460
5	46.947		9:23:14.407
6	47.219	+0.272	9:24:01.626
7	50.411	+3.464	9:24:52.037
8	1:06.646	+19.699	9:25:58.683
9	47.717	+0.770	9:26:46.400
10	1:09.049	+22.102	9:27:55.449

(34) Almir Prasovic

1	51.276	+4.162	9:19:47.279
2	48.052	+0.938	9:20:35.331
3	47.720	+0.606	9:21:23.051
4	47.213	+0.099	9:22:10.264
5	47.367	+0.253	9:22:57.631
6	47.449	+0.335	9:23:45.080
7	47.114		9:24:32.194
8	47.473	+0.359	9:25:19.667
9	47.228	+0.114	9:26:06.895
10	47.885	+0.771	9:26:54.780
11	47.323	+0.209	9:27:42.103
12	52.754	+5.640	9:28:34.857

(75) Mirco Gervasoni

1	49.761	+2.524	9:19:47.078
2	47.945	+0.708	9:20:35.023
3	47.612	+0.375	9:21:22.635
4	47.455	+0.218	9:22:10.090
5	47.237		9:22:57.327
6	47.360	+0.123	9:23:44.687
7	47.405	+0.168	9:24:32.092
8	50.764	+3.527	9:25:22.856
9	47.321	+0.084	9:26:10.177
10	48.084	+0.847	9:26:58.261
11	47.993	+0.756	9:27:46.254
12	1:23.718	+36.481	9:29:09.972

(45) Ilija Drovossekov

1	51.439	+4.174	9:20:10.506
2	48.176	+0.911	9:20:58.682
3	48.021	+0.756	9:21:46.703
4	47.494	+0.229	9:22:34.197
5	47.415	+0.150	9:23:21.612

Lap	Lap Tm	Diff	Time of Day
6	47.682	+0.417	9:24:09.294
7	47.434	+0.169	9:24:56.728
8	47.471	+0.206	9:25:44.199
9	47.770	+0.505	9:26:31.969
10	47.644	+0.379	9:27:19.613
11	47.265		9:28:06.878

(88) Max Schroeder

1	49.817	+2.487	9:19:49.132
2	49.610	+2.280	9:20:38.742
3	48.346	+1.016	9:21:27.088
4	47.361	+0.031	9:22:14.449
5	47.448	+0.118	9:23:01.897
6	47.330		9:23:49.227
7	47.398	+0.068	9:24:36.625
8	47.574	+0.244	9:25:24.199
9	47.469	+0.139	9:26:11.668
10	49.220	+1.890	9:27:00.888
11	47.427	+0.097	9:27:48.315
12	48.893	+1.563	9:28:37.208

(49) Nicolas Harmuth

1	53.415	+5.987	9:20:01.649
2	49.188	+1.760	9:20:50.837
3	48.037	+0.609	9:21:38.874
4	47.428		9:22:26.302
5	47.612	+0.184	9:23:13.914
6	52.792	+5.364	9:24:06.706

(29) Arnaud Sallin

1	52.816	+5.144	9:20:14.712
2	48.083	+0.411	9:21:02.795
3	47.753	+0.081	9:21:50.548
4	47.791	+0.119	9:22:38.339
5	47.672		9:23:26.011
6	48.764	+1.092	9:24:14.775
7	47.746	+0.074	9:25:02.521
8	47.774	+0.102	9:25:50.295
9	48.060	+0.388	9:26:38.355
10	48.049	+0.377	9:27:26.404
11	48.014	+0.342	9:28:14.418

(12) Isabelle Von Lerber

1	51.416	+3.669	9:20:03.602
2	50.244	+2.497	9:20:53.846
3	48.621	+0.874	9:21:42.467
4	47.995	+0.248	9:22:30.462
5	48.307	+0.560	9:23:18.769
6	47.911	+0.164	9:24:06.680
7	47.747		9:24:54.427
8	47.861	+0.114	9:25:42.288
9	47.879	+0.132	9:26:30.167
10	48.000	+0.253	9:27:18.167
11	47.997	+0.250	9:28:06.164

(20) Raphael Jérôme Keller

1	50.969	+2.149	9:19:55.442
2	49.333	+0.513	9:20:44.775
3	48.820		9:21:33.595
4	53.379	+4.559	9:22:26.974
5	1:52.821	+1:04.001	9:24:19.795
6	53.632	+4.812	9:25:13.427





lista office



Schweizer Kart Meisterschaft 2013

KZ2

Lévier 1,175 Km

Zeittraining

11.08.2013 10:10

Qualifying (6:00 Time) started at 10:09:57

Pos	No.	Name	Chassis/Engine	Entrant	Laps	Best Tm	Diff In Lap	km/h
1	5	Ken Allemann	Birel/TM	Spirit Racing	7	45.843		92,271
2	2	Florian Thoma	Intrepid/TM	-	7	45.880	0.037	92,197
3	22	Nicolas Rohrbasser	OK1/TM	GSK	6	45.883	0.040	92,191
4	7	Alain Valente	Swiss Hutless/TM	Berner Kart Racing Club	7	45.956	0.113	92,045
5	10	André Reinhard	Swiss Corse/lame	Berner Kart Racing Club	7	45.988	0.145	91,981
6	55	Arnaud Nussbaum	OK1/TM	GSK	7	46.034	0.191	91,889
7	93	Paul Jr. Hökfelt	CRG/Modena	Kart Club Oerlikon	6	46.060	0.217	91,837
8	32	Sébastien Luisier	Intrepid/TM	Kart Club Valais	6	46.090	0.247	91,777
9	17	Mike Zürcher	MAD/TM	Kart Club Thun Oberland	7	46.096	0.253	91,765
10	25	Simon Luisier	Intrepid/TM	Kart Club Valais	6	46.120	0.277	91,717
11	92	Philippe Ehrensberger	Ehro/TM	Swiss Hutless Karts	7	46.122	0.279	91,713
12	39	Mathieu Cochand	Formula K/TM	GS Karting	7	46.136	0.293	91,685
13	14	Pierre Bourgeois	OK1/TM	GSK	7	46.239	0.396	91,481
14	3	Sven Müller	Tony Kart/Vortex	-	7	46.269	0.426	91,422
15	98	Rudolf Rhyn	Birel/TM	Kart Club Thun Oberland	7	46.382	0.539	91,199
16	49	Nicolas Harmuth	Mirage/TM	ASK Peugeot Mulhouse	6	46.434	0.591	91,097
17	45	Ilija Drovossekov	Tony Kart/Vortex	Advance Karting	7	46.468	0.625	91,030
18	75	Mirco Gervasoni	Birel/TM	Kart Klub Waltenschwil	7	46.511	0.668	90,946
19	34	Almir Prasovic	CRG/TM	NA Karting	6	46.599	0.756	90,774
20	24	Gino Tengg	Birel/TM	KartClub Oerlikon	7	46.669	0.826	90,638
21	88	Max Schroeder	Birel/TM	JD Racing Team	7	46.689	0.846	90,599
22	21	Tobias Widmer	Mach1/TM	Kartteam Meier	7	46.732	0.889	90,516
23	16	Christian Lüdin	Swiss Hutless/TM	Speed Racing	7	46.783	0.940	90,417
24	66	Gaetano Agnello	Formula K/TM	Lugano Kart Team	5	46.840	0.997	90,307
25	20	Raphael Jérôme Keller	Gillard/TM	Lindi Racing	7	46.880	1.037	90,230
26	12	Isabelle Von Lerber	Swiss Hutless/TM	Swiss Hutless Karts	7	46.995	1.152	90,010
27	29	Arnaud Sallin	Energy/TM	Kart Club Valais	6	47.294	1.451	89,441



Schweizer Kart Meisterschaft 2013

KZ2

Lévrier 1,175 Km

Zeittraining

11.08.2013 10:10

Qualifying (6:00 Time) started at 10:09:57

Lap	Lap Tm	Diff	Time of Day
(5) Ken Allemann			
1	57.805	+11.962	10:11:58.519
2	46.632	+0.789	10:12:45.151
3	46.059	+0.216	10:13:31.210
4	45.968	+0.125	10:14:17.178
5	46.026	+0.183	10:15:03.204
6	45.843		10:15:49.047
7	55.312	+9.469	10:16:44.359
(2) Florian Thoma			
1	48.261	+2.381	10:11:59.122
2	46.658	+0.778	10:12:45.780
3	46.072	+0.192	10:13:31.852
4	46.035	+0.155	10:14:17.887
5	45.934	+0.054	10:15:03.821
6	45.880		10:15:49.701
7	46.113	+0.233	10:16:35.814
(22) Nicolas Rohrbasser			
1	48.691	+2.808	10:11:57.458
2	46.573	+0.690	10:12:44.031
3	46.151	+0.268	10:13:30.182
4	46.006	+0.123	10:14:16.188
5	45.883		10:15:02.071
6	51.626	+5.743	10:15:53.697
(7) Alain Valente			
1	54.091	+8.135	10:11:43.129
2	48.795	+2.839	10:12:31.924
3	46.256	+0.300	10:13:18.180
4	46.544	+0.588	10:14:04.724
5	47.755	+1.799	10:14:52.479
6	45.956		10:15:38.435
7	46.094	+0.138	10:16:24.529
(10) André Reinhard			
1	47.830	+1.842	10:11:34.719
2	46.485	+0.497	10:12:21.204
3	46.175	+0.187	10:13:07.379
4	45.988		10:13:53.367
5	46.095	+0.107	10:14:39.462
6	48.696	+2.708	10:15:28.158
7	46.143	+0.155	10:16:14.301
(55) Arnaud Nussbaum			
1	47.460	+1.426	10:11:40.234
2	46.212	+0.178	10:12:26.446
3	46.177	+0.143	10:13:12.623
4	46.034		10:13:58.657
5	46.251	+0.217	10:14:44.908
6	46.183	+0.149	10:15:31.091
7	46.376	+0.342	10:16:17.467
(93) Paul Jr. Hökfelt			
1	46.784	+0.724	10:12:12.372
2	46.558	+0.498	10:12:58.930
3	46.077	+0.017	10:13:45.007
4	46.060		10:14:31.067
5	46.071	+0.011	10:15:17.138
6	49.757	+3.697	10:16:06.895
(32) Sébastien Luisier			
1	47.262	+1.172	10:12:07.091
2	46.278	+0.188	10:12:53.369
3	46.090		10:13:39.459

Lap	Lap Tm	Diff	Time of Day
4	46.115	+0.025	10:14:25.574
5	46.133	+0.043	10:15:11.707
6	46.264	+0.174	10:15:57.971
(17) Mike Zürcher			
1	47.570	+1.474	10:11:29.628
2	46.595	+0.499	10:12:16.223
3	46.244	+0.148	10:13:02.467
4	46.101	+0.005	10:13:48.568
5	46.096		10:14:34.664
6	46.133	+0.037	10:15:20.797
7	46.173	+0.077	10:16:06.970
(25) Simon Luisier			
1	47.049	+0.929	10:12:07.277
2	46.391	+0.271	10:12:53.668
3	46.243	+0.123	10:13:39.911
4	46.135	+0.015	10:14:26.046
5	46.120		10:15:12.166
6	46.233	+0.113	10:15:58.399
(92) Philippe Ehrensberger			
1	47.661	+1.539	10:11:30.057
2	46.414	+0.292	10:12:16.471
3	47.294	+1.172	10:13:03.765
4	46.415	+0.293	10:13:50.180
5	46.185	+0.063	10:14:36.365
6	46.122		10:15:22.487
7	47.938	+1.816	10:16:10.425
(39) Mathieu Cochand			
1	48.423	+2.287	10:11:35.202
2	46.750	+0.614	10:12:21.952
3	46.244	+0.108	10:13:08.196
4	46.146	+0.010	10:13:54.342
5	46.136		10:14:40.478
6	46.281	+0.145	10:15:26.759
7	52.262	+6.126	10:16:19.021
(14) Pierre Bourgeois			
1	46.979	+0.740	10:11:27.477
2	46.514	+0.275	10:12:13.991
3	46.307	+0.068	10:13:00.298
4	46.615	+0.376	10:13:46.913
5	46.318	+0.079	10:14:33.231
6	46.239		10:15:19.470
7	46.626	+0.387	10:16:06.096
(3) Sven Müller			
1	47.890	+1.621	10:12:01.080
2	46.615	+0.346	10:12:47.695
3	46.269		10:13:33.964
4	46.621	+0.352	10:14:20.585
5	46.388	+0.119	10:15:06.973
6	46.397	+0.128	10:15:53.370
7	46.466	+0.197	10:16:39.836
(98) Rudolf Rhyn			
1	47.947	+1.565	10:12:04.622
2	46.736	+0.354	10:12:51.358
3	46.400	+0.018	10:13:37.758
4	46.382		10:14:24.140
5	46.382		10:15:10.522
6	46.402	+0.020	10:15:56.924
7	51.138	+4.756	10:16:48.062

Lap	Lap Tm	Diff	Time of Day
(49) Nicolas Harmuth			
1	49.610	+3.176	10:12:31.158
2	46.890	+0.456	10:13:18.048
3	46.537	+0.103	10:14:04.585
4	46.853	+0.419	10:14:51.438
5	46.434		10:15:37.872
6	46.555	+0.121	10:16:24.427
(45) Ilia Drovossekov			
1	48.493	+2.025	10:11:50.788
2	47.255	+0.787	10:12:38.043
3	46.889	+0.421	10:13:24.932
4	47.025	+0.557	10:14:11.957
5	46.468		10:14:58.425
6	46.513	+0.045	10:15:44.938
7	46.494	+0.026	10:16:31.432
(75) Mirco Gervasoni			
1	48.746	+2.235	10:11:40.662
2	46.965	+0.454	10:12:27.627
3	46.533	+0.022	10:13:14.160
4	46.753	+0.242	10:14:00.913
5	52.409	+5.898	10:14:53.322
6	46.511		10:15:39.833
7	46.545	+0.034	10:16:26.378
(34) Almir Prasovic			
1	49.503	+2.904	10:12:15.135
2	46.781	+0.182	10:13:01.916
3	46.599		10:13:48.515
4	46.739	+0.140	10:14:35.254
5	46.681	+0.082	10:15:21.935
6	46.703	+0.104	10:16:08.638
(24) Gino Tengg			
1	48.134	+1.465	10:11:33.527
2	48.033	+1.364	10:12:21.560
3	47.295	+0.626	10:13:08.855
4	46.972	+0.303	10:13:55.827
5	46.938	+0.269	10:14:42.765
6	46.679	+0.010	10:15:29.444
7	46.669		10:16:16.113
(88) Max Schroeder			
1	47.810	+1.121	10:11:47.929
2	46.925	+0.236	10:12:34.854
3	47.213	+0.524	10:13:22.067
4	50.124	+3.435	10:14:12.191
5	46.802	+0.113	10:14:58.993
6	46.689		10:15:45.682
7	46.718	+0.029	10:16:32.400
(21) Tobias Widmer			
1	53.924	+7.192	10:11:43.906
2	49.398	+2.666	10:12:33.304
3	46.954	+0.222	10:13:20.258
4	46.732		10:14:06.990
5	46.743	+0.011	10:14:53.733
6	46.789	+0.057	10:15:40.522
7	46.880	+0.148	10:16:27.402
(16) Christian Lüdin			
1	49.602	+2.819	10:11:47.475
2	47.238	+0.455	10:12:34.713
3	47.102	+0.319	10:13:21.815
4	46.868	+0.085	10:14:08.683





lista office **LO**



Schweizer Kart Meisterschaft 2013

KZ2

Lévier 1,175 Km

Zeittraining

11.08.2013 10:10

Qualifying (6:00 Time) started at 10:09:57

Lap	Lap Tm	Diff	Time of Day
5	46.790	+0.007	10:14:55.473
6	46.916	+0.133	10:15:42.389
7	46.783		10:16:29.172

(66) Gaetano Agnello

Lap	Lap Tm	Diff	Time of Day
1	57.433	+10.593	10:11:59.211
2	47.784	+0.944	10:12:46.995
3	46.859	+0.019	10:13:33.854
4	46.840		10:14:20.694
5	52.421	+5.581	10:15:13.115

(20) Raphael Jérôme Keller

Lap	Lap Tm	Diff	Time of Day
1	48.768	+1.888	10:11:41.515
2	47.433	+0.553	10:12:28.948
3	47.056	+0.176	10:13:16.004
4	47.020	+0.140	10:14:03.024
5	47.015	+0.135	10:14:50.039
6	46.880		10:15:36.919
7	46.890	+0.010	10:16:23.809

(12) Isabelle Von Lerber

Lap	Lap Tm	Diff	Time of Day
1	48.793	+1.798	10:11:52.721
2	47.430	+0.435	10:12:40.151
3	47.062	+0.067	10:13:27.213
4	46.995		10:14:14.208
5	47.293	+0.298	10:15:01.501
6	47.077	+0.082	10:15:48.578
7	47.071	+0.076	10:16:35.649

(29) Arnaud Sallin

Lap	Lap Tm	Diff	Time of Day
1	49.374	+2.080	10:12:11.503
2	48.089	+0.795	10:12:59.592
3	47.590	+0.296	10:13:47.182
4	47.294		10:14:34.476
5	47.439	+0.145	10:15:21.915
6	47.665	+0.371	10:16:09.580

Lap	Lap Tm	Diff	Time of Day
-----	--------	------	-------------

Lap	Lap Tm	Diff	Time of Day
-----	--------	------	-------------



lista office **LO**



Schweizer Kart Meisterschaft 2013

KZ2 Lévier 1,175 Km
 Race 1 11.08.2013 11:45
 Race (15 Laps)

14	47.294 29 Arnaud Sallin
13	27 46.880 20 Raphael Jérôme Keller
12	25 46.783 16 Christian Lüdin
11	23 46.689 88 Max Schroeder
10	21 46.599 34 Almir Prasovic
9	19 46.468 45 Ilia Drovossekov
8	17 46.382 98 Rudolf Rhyn
7	15 46.239 14 Pierre Bourgeois
6	13 46.122 92 Philippe Ehrensberger
5	11 46.096 17 Mike Zürcher
4	9 46.060 93 Paul Jr. Hökfelt
3	7 45.988 10 André Reinhard
2	5 45.883 22 Nicolas Rohrbasser
1	3 45.843 5 Ken Allemann

POLE POSITION 1

46.995 12 Isabelle Von Lerber
26 46.840 66 Gaetano Agnello
24 46.732 21 Tobias Widmer
22 46.669 24 Gino Tengg
20 46.511 75 Mirco Gervasoni
18 46.434 49 Nicolas Harmuth
16 46.269 3 Sven Müller
14 46.136 39 Mathieu Cochand
12 46.120 25 Simon Luisier
10 46.090 32 Sébastien Luisier
8 46.034 55 Arnaud Nussbaum
6 45.956 7 Alain Valente
4 45.880 2 Florian Thoma

2





lista office



Schweizer Kart Meisterschaft 2013

KZ2

Lévrier 1,175 Km

Race 1

11.08.2013 11:45

Race (15 Laps) started at 11:55:31

Pos	No.	Name	Chassis/Engine	Entrant	Total Tm	Laps	Diff	Best Tm	Ø km/h	Points
1	5	Ken Allemann	Birel/TM	Spirit Racing	11:39.005	15		46.198	90,772	20
2	22	Nicolas Rohrbasser	OK1/TM	GSK	11:39.435	15	0.430	46.258	90,716	17
3	10	André Reinhard	Swiss Corse/Iame	Berner Kart Racing Club	11:40.074	15	1.069	46.194	90,633	15
4	32	Sébastien Luisier	Intrepid/TM	Kart Club Valais	11:41.570	15	2.565	46.244	90,440	13
5	17	Mike Zürcher	MAD/TM	Kart Club Thun Oberland	11:42.024	15	3.019	46.310	90,382	11
6	39	Mathieu Cochand	Formula K/TM	GS Karting	11:42.306	15	3.301	46.290	90,345	10
7	3	Sven Müller	Tony Kart/Vortex	-	11:44.304	15	5.299	46.380	90,089	9
8	55	Arnaud Nussbaum	OK1/TM	GSK	11:46.326	15	7.321	46.412	89,831	8
9	93	Paul Jr. Hökfelt	CRG/Modena	Kart Club Oerlikon	11:46.714	15	7.709	46.433	89,782	7
10	14	Pierre Bourgeois	OK1/TM	GSK	11:47.131	15	8.126	46.479	89,729	6
11	7	Alain Valente	Swiss Hutless/TM	Berner Kart Racing Club	11:49.308	15	10.303	46.248	89,453	5
12	92	Philippe Ehrensberger	Ehro/TM	Swiss Hutless Karts	11:49.459	15	10.454	46.473	89,434	4
13	49	Nicolas Harmuth	Mirage/TM	ASK Peugeot Mulhouse	11:51.169	15	12.164	46.632	89,219	3
14	24	Gino Tengg	Birel/TM	KartClub Oerlikon	11:52.213	15	13.208	46.858	89,089	2
15	21	Tobias Widmer	Mach1/TM	Kartteam Meier	11:52.420	15	13.415	46.810	89,063	1
16	34	Almir Prasovic	CRG/TM	NA Karting	11:52.644	15	13.639	46.686	89,035	0
17	75	Mirco Gervasoni	Birel/TM	Kart Klub Waltenschwil	11:55.796	15	16.791	46.713	88,643	0
18	45	Ilia Drovoskov	Tony Kart/Vortex	Advance Karting	11:56.501	15	17.496	46.901	88,555	0
19	16	Christian Lüdin	Swiss Hutless/TM	Speed Racing	11:59.708	15	20.703	47.208	88,161	0
20	88	Max Schroeder	Birel/TM	JD Racing Team	12:00.030	15	21.025	47.239	88,121	0
21	20	Raphael Jérôme Keller	Gillard/TM	Lindi Racing	12:00.149	15	21.144	47.114	88,107	0
22	12	Isabelle Von Lerber	Swiss Hutless/TM	Swiss Hutless Karts	12:07.606	15	28.601	47.344	87,204	0
Not classified (60% = 9 Laps)										
	98	Rudolf Rhyn	Birel/TM	Kart Club Thun Oberland	6:28.054	8	7 Laps	46.629	87,204	0
	2	Florian Thoma	Intrepid/TM	-	1:21.061	1	14 Laps	1:20.771	52,183	0
	66	Gaetano Agnello	Formula K/TM	Lugano Kart Team					-	0
	29	Arnaud Sallin	Energy/TM	Kart Club Valais					-	0
DQ	25	Simon Luisier	Intrepid/TM	Kart Club Valais	11:46.606	15	DQ	46.523	89,795	0

Announcements

Driver 7 - 10 Second Penalty for Jump Start

Driver 25 - Excluded for technical issue

Margin of Victory	Ø km/h	Best Lap Tm	km/h	Best Lap by
0.430	90,772	46.194	91,570	10 - André Reinhard

Official Timing www.motorsport-events.se / www.rgmmc.com

Orbits

Timekeeping James Geidel:

Rennleiter Paul Egli:

www.mylaps.com

Sportkommissar Alain Tissot:

Rennbüro:

Licensed to: Motorsport Events

Printed: 11.08.2013 13:21:22



Schweizer Kart Meisterschaft 2013

KZ2

Lévrier 1,175 Km

Race 1

11.08.2013 11:45

Race (15 Laps) started at 11:55:31

Lap	Lap Tm	Diff	Time of Day
(5) Ken Allemann			
1	48.864	+2.666	11:56:20.301
2	46.922	+0.724	11:57:07.223
3	46.707	+0.509	11:57:53.930
4	46.541	+0.343	11:58:40.471
5	46.439	+0.241	11:59:26.910
6	46.305	+0.107	12:00:13.215
7	46.293	+0.095	12:00:59.508
8	46.417	+0.219	12:01:45.925
9	46.256	+0.058	12:02:32.181
10	46.362	+0.164	12:03:18.543
11	46.198		12:04:04.741
12	46.379	+0.181	12:04:51.120
13	46.442	+0.244	12:05:37.562
14	46.421	+0.223	12:06:23.983
15	46.459	+0.261	12:07:10.442

(22) Nicolas Rohrbasser			
1	49.062	+2.804	11:56:20.937
2	46.908	+0.650	11:57:07.845
3	46.689	+0.431	11:57:54.534
4	46.680	+0.422	11:58:41.214
5	46.392	+0.134	11:59:27.606
6	46.316	+0.058	12:00:13.922
7	46.281	+0.023	12:01:00.203
8	46.268	+0.010	12:01:46.471
9	46.305	+0.047	12:02:32.776
10	46.367	+0.109	12:03:19.143
11	46.259	+0.001	12:04:05.402
12	46.328	+0.070	12:04:51.730
13	46.391	+0.133	12:05:38.121
14	46.258		12:06:24.379
15	46.493	+0.235	12:07:10.872

(10) André Reinhard			
1	49.162	+2.968	11:56:21.301
2	47.199	+1.005	11:57:08.500
3	46.518	+0.324	11:57:55.018
4	46.712	+0.518	11:58:41.730
5	46.444	+0.250	11:59:28.174
6	46.447	+0.253	12:00:14.621
7	46.385	+0.191	12:01:01.006
8	46.194		12:01:47.200
9	46.254	+0.060	12:02:33.454
10	46.348	+0.154	12:03:19.802
11	46.373	+0.179	12:04:06.175
12	46.284	+0.090	12:04:52.459
13	46.354	+0.160	12:05:38.813
14	46.376	+0.182	12:06:25.189
15	46.322	+0.128	12:07:11.511

(32) Sébastien Luisier			
1	49.034	+2.790	11:56:21.217
2	47.522	+1.278	11:57:08.739
3	46.558	+0.314	11:57:55.297
4	46.644	+0.400	11:58:41.941
5	46.691	+0.447	11:59:28.632
6	46.244		12:00:14.876
7	46.350	+0.106	12:01:01.226
8	46.452	+0.208	12:01:47.678
9	46.628	+0.384	12:02:34.306
10	46.465	+0.221	12:03:20.771
11	46.475	+0.231	12:04:07.246
12	46.446	+0.202	12:04:53.692
13	46.527	+0.283	12:05:40.219

14	46.344	+0.100	12:06:26.563
15	46.444	+0.200	12:07:13.007

(17) Mike Zürcher			
1	49.262	+2.952	11:56:21.672
2	47.260	+0.950	11:57:08.932
3	46.716	+0.406	11:57:55.648
4	46.554	+0.244	11:58:42.202
5	46.719	+0.409	11:59:28.921
6	46.477	+0.167	12:00:15.398
7	46.444	+0.134	12:01:01.842
8	46.499	+0.189	12:01:48.341
9	46.424	+0.114	12:02:34.765
10	46.427	+0.117	12:03:21.192
11	46.310		12:04:07.502
12	46.424	+0.114	12:04:53.926
13	46.525	+0.215	12:05:40.451
14	46.432	+0.122	12:06:26.883
15	46.578	+0.268	12:07:13.461

(39) Mathieu Cochand			
1	49.379	+3.089	11:56:22.057
2	47.240	+0.950	11:57:09.297
3	46.798	+0.508	11:57:56.095
4	46.575	+0.285	11:58:42.670
5	46.462	+0.172	11:59:29.132
6	46.504	+0.214	12:00:15.636
7	46.560	+0.270	12:01:02.196
8	46.603	+0.313	12:01:48.799
9	46.408	+0.118	12:02:35.207
10	46.370	+0.080	12:03:21.577
11	46.422	+0.132	12:04:07.999
12	46.410	+0.120	12:04:54.409
13	46.290		12:05:40.699
14	46.513	+0.223	12:06:27.212
15	46.531	+0.241	12:07:13.743

(3) Sven Müller			
1	49.276	+2.896	11:56:22.231
2	47.235	+0.855	11:57:09.466
3	47.101	+0.721	11:57:56.567
4	46.659	+0.279	11:58:43.226
5	46.623	+0.243	11:59:29.849
6	46.592	+0.212	12:00:16.441
7	46.500	+0.120	12:01:02.941
8	46.380		12:01:49.321
9	46.536	+0.156	12:02:35.857
10	46.660	+0.280	12:03:22.517
11	46.506	+0.126	12:04:09.023
12	46.712	+0.332	12:04:55.735
13	46.840	+0.460	12:05:42.575
14	46.495	+0.115	12:06:29.070
15	46.671	+0.291	12:07:15.741

(55) Arnaud Nussbaum			
1	48.855	+2.443	11:56:20.569
2	47.012	+0.600	11:57:07.581
3	46.887	+0.475	11:57:54.468
4	47.100	+0.688	11:58:41.568
5	47.139	+0.727	11:59:28.707
6	46.581	+0.169	12:00:15.288
7	46.412		12:01:01.700
8	47.196	+0.784	12:01:48.896
9	46.845	+0.433	12:02:35.741
10	46.615	+0.203	12:03:22.356
11	46.627	+0.215	12:04:08.983

12	46.699	+0.287	12:04:55.682
13	47.506	+1.094	12:05:43.188
14	46.877	+0.465	12:06:30.065
15	47.698	+1.286	12:07:17.763

(93) Paul Jr. Höckelt			
1	50.834	+4.401	11:56:23.914
2	46.995	+0.562	11:57:10.909
3	47.120	+0.687	11:57:58.029
4	46.433		11:58:44.462
5	46.521	+0.088	11:59:30.983
6	46.633	+0.200	12:00:17.616
7	46.809	+0.376	12:01:04.425
8	46.468	+0.035	12:01:50.893
9	46.436	+0.003	12:02:37.329
10	46.620	+0.187	12:03:23.949
11	46.550	+0.117	12:04:10.499
12	46.565	+0.132	12:04:57.064
13	46.897	+0.464	12:05:43.961
14	46.632	+0.199	12:06:30.593
15	47.558	+1.125	12:07:18.151

(14) Pierre Bourgeois			
1	49.797	+3.318	11:56:22.893
2	47.347	+0.868	11:57:10.240
3	46.518	+0.039	11:57:56.758
4	46.818	+0.339	11:58:43.576
5	46.953	+0.474	11:59:30.529
6	46.543	+0.064	12:00:17.072
7	46.479		12:01:03.551
8	46.644	+0.165	12:01:50.195
9	46.564	+0.085	12:02:36.759
10	46.543	+0.064	12:03:23.302
11	46.731	+0.252	12:04:10.033
12	46.571	+0.092	12:04:56.604
13	46.858	+0.379	12:05:43.462
14	46.738	+0.259	12:06:30.200
15	48.368	+1.889	12:07:18.568

(7) Alain Valente			
1	48.974	+2.726	11:56:20.478
2	46.967	+0.719	11:57:07.445
3	46.759	+0.511	11:57:54.204
4	46.505	+0.257	11:58:40.709
5	46.433	+0.185	11:59:27.142
6	46.279	+0.031	12:00:13.421
7	46.258	+0.010	12:00:59.679
8	46.370	+0.122	12:01:46.049
9	46.361	+0.113	12:02:32.410
10	46.334	+0.086	12:03:18.744
11	46.248		12:04:04.992
12	46.372	+0.124	12:04:51.364
13	46.422	+0.174	12:05:37.786
14	46.395	+0.147	12:06:24.181
15	46.564	+0.316	12:07:10.745

(92) Philippe Ehrensberger			
1	51.335	+4.862	11:56:24.425
2	48.138	+1.665	11:57:12.563
3	47.638	+1.165	11:58:00.201
4	46.676	+0.203	11:58:46.877
5	46.749	+0.276	11:59:33.626
6	47.006	+0.533	12:00:20.632
7	46.993	+0.520	12:01:07.625
8	46.826	+0.353	12:01:54.451
9	46.737	+0.264	12:02:41.188





Schweizer Kart Meisterschaft 2013

KZ2

Lévrier 1,175 Km

Race 1

11.08.2013 11:45

Race (15 Laps) started at 11:55:31

Lap	Lap Tm	Diff	Time of Day
10	46.654	+0.181	12:03:27.842
11	46.597	+0.124	12:04:14.439
12	46.473		12:05:00.912
13	46.636	+0.163	12:05:47.548
14	46.579	+0.106	12:06:34.127
15	46.769	+0.296	12:07:20.896

(49) Nicolas Harmuth

1	49.912	+3.280	11:56:23.154
2	47.335	+0.703	11:57:10.489
3	46.899	+0.267	11:57:57.388
4	46.699	+0.067	11:58:44.087
5	46.632		11:59:30.719
6	46.714	+0.082	12:00:17.433
7	49.155	+2.523	12:01:06.588
8	47.454	+0.822	12:01:54.042
9	47.379	+0.747	12:02:41.421
10	46.781	+0.149	12:03:28.202
11	47.177	+0.545	12:04:15.379
12	46.741	+0.109	12:05:02.120
13	46.814	+0.182	12:05:48.934
14	46.883	+0.251	12:06:35.817
15	46.789	+0.157	12:07:22.606

(24) Gino Tengg

1	49.583	+2.725	11:56:22.774
2	47.996	+1.138	11:57:10.770
3	48.037	+1.179	11:57:58.807
4	47.009	+0.151	11:58:45.816
5	46.975	+0.117	11:59:32.791
6	46.908	+0.050	12:00:19.699
7	46.926	+0.068	12:01:06.625
8	47.220	+0.362	12:01:53.845
9	46.990	+0.132	12:02:40.835
10	46.858		12:03:27.693
11	47.891	+1.033	12:04:15.584
12	46.867	+0.009	12:05:02.451
13	47.120	+0.262	12:05:49.571
14	46.971	+0.113	12:06:36.542
15	47.108	+0.250	12:07:23.650

(21) Tobias Widmer

1	50.880	+4.070	11:56:24.356
2	47.808	+0.998	11:57:12.164
3	47.295	+0.485	11:57:59.459
4	47.035	+0.225	11:58:46.494
5	47.026	+0.216	11:59:33.520
6	46.936	+0.126	12:00:20.456
7	46.995	+0.185	12:01:07.451
8	46.890	+0.080	12:01:54.341
9	47.420	+0.610	12:02:41.761
10	46.810		12:03:28.571
11	47.231	+0.421	12:04:15.802
12	47.070	+0.260	12:05:02.872
13	46.908	+0.098	12:05:49.780
14	46.975	+0.165	12:06:36.755
15	47.102	+0.292	12:07:23.857

(34) Almir Prasovic

1	50.741	+4.055	11:56:24.820
2	47.950	+1.264	11:57:12.770
3	47.592	+0.906	11:58:00.362
4	47.404	+0.718	11:58:47.766
5	47.039	+0.353	11:59:34.805
6	46.906	+0.220	12:00:21.711
7	46.686		12:01:08.397

Lap	Lap Tm	Diff	Time of Day
8	46.850	+0.164	12:01:55.247
9	46.724	+0.038	12:02:41.971
10	46.851	+0.165	12:03:28.822
11	47.228	+0.542	12:04:16.050
12	47.021	+0.335	12:05:03.071
13	47.003	+0.317	12:05:50.074
14	46.974	+0.288	12:06:37.048
15	47.033	+0.347	12:07:24.081

(75) Mirco Gervasoni

1	49.576	+2.863	11:56:27.563
2	48.064	+1.351	11:57:15.627
3	47.155	+0.442	11:58:02.782
4	46.929	+0.216	11:58:49.711
5	47.162	+0.449	11:59:36.873
6	47.022	+0.309	12:00:23.895
7	47.264	+0.551	12:01:11.159
8	47.245	+0.532	12:01:58.404
9	47.458	+0.745	12:02:45.862
10	47.018	+0.305	12:03:32.880
11	46.819	+0.106	12:04:19.699
12	46.767	+0.054	12:05:06.466
13	46.713		12:05:53.179
14	47.062	+0.349	12:06:40.241
15	46.992	+0.279	12:07:27.233

(45) Ilia Drovossekov

1	51.513	+4.612	11:56:24.949
2	48.063	+1.162	11:57:13.012
3	47.670	+0.769	11:58:00.682
4	47.351	+0.450	11:58:48.033
5	48.384	+1.483	11:59:36.417
6	47.378	+0.477	12:00:23.795
7	47.231	+0.330	12:01:11.026
8	47.223	+0.322	12:01:58.249
9	47.011	+0.110	12:02:45.260
10	46.901		12:03:32.161
11	46.908	+0.007	12:04:19.069
12	46.992	+0.091	12:05:06.061
13	47.023	+0.122	12:05:53.084
14	47.107	+0.206	12:06:40.191
15	47.747	+0.846	12:07:27.938

(16) Christian Lüdén

1	50.837	+3.629	11:56:24.651
2	47.831	+0.623	11:57:12.482
3	47.593	+0.385	11:58:00.075
4	47.858	+0.650	11:58:47.933
5	48.317	+1.109	11:59:36.250
6	47.435	+0.227	12:00:23.685
7	47.208		12:01:10.893
8	47.285	+0.077	12:01:58.178
9	47.631	+0.423	12:02:45.809
10	47.613	+0.405	12:03:33.422
11	47.364	+0.156	12:04:20.786
12	47.453	+0.245	12:05:08.239
13	47.646	+0.438	12:05:55.885
14	47.652	+0.444	12:06:43.537
15	47.608	+0.400	12:07:31.145

(88) Max Schroeder

1	50.737	+3.498	11:56:25.269
2	48.098	+0.859	11:57:13.367
3	47.987	+0.748	11:58:01.354
4	47.965	+0.726	11:58:49.319
5	47.475	+0.236	11:59:36.794

Lap	Lap Tm	Diff	Time of Day
6	47.673	+0.434	12:00:24.467
7	47.239		12:01:11.706
8	47.451	+0.212	12:01:59.157
9	47.393	+0.154	12:02:46.550
10	47.307	+0.068	12:03:33.857
11	47.350	+0.111	12:04:21.207
12	47.416	+0.177	12:05:08.623
13	47.551	+0.312	12:05:56.174
14	47.700	+0.461	12:06:43.874
15	47.593	+0.354	12:07:31.467

(20) Raphael Jérôme Keller

1	50.136	+3.022	11:56:26.033
2	47.637	+0.523	11:57:13.670
3	47.748	+0.634	11:58:01.418
4	47.787	+0.673	11:58:49.205
5	47.279	+0.165	11:59:36.484
6	47.773	+0.659	12:00:24.257
7	47.114		12:01:11.371
8	47.517	+0.403	12:01:58.888
9	47.521	+0.407	12:02:46.409
10	47.323	+0.209	12:03:33.732
11	47.165	+0.051	12:04:20.897
12	47.454	+0.340	12:05:08.351
13	47.669	+0.555	12:05:56.020
14	47.785	+0.671	12:06:43.805
15	47.781	+0.667	12:07:31.586

(12) Isabelle Von Lerber

1	49.626	+2.282	11:56:33.911
2	47.922	+0.578	11:57:21.833
3	47.918	+0.574	11:58:09.751
4	47.500	+0.156	11:58:57.251
5	47.499	+0.155	11:59:44.750
6	47.364	+0.020	12:00:32.114
7	47.344		12:01:19.458
8	47.458	+0.114	12:02:06.916
9	47.489	+0.145	12:02:54.405
10	47.474	+0.130	12:03:41.879
11	47.388	+0.044	12:04:29.267
12	47.476	+0.132	12:05:16.743
13	47.452	+0.108	12:06:04.195
14	47.389	+0.045	12:06:51.584
15	47.459	+0.115	12:07:39.043

(98) Rudolf Rhyn

1	51.570	+4.941	11:56:25.123
2	48.158	+1.529	11:57:13.281
3	47.693	+1.064	11:58:00.974
4	47.341	+0.712	11:58:48.315
5	47.596	+0.967	11:59:35.911
6	46.629		12:00:22.540
7	46.669	+0.040	12:01:09.209
8	50.282	+3.653	12:01:59.491

(2) Florian Thoma

1	1:20.771		11:56:52.498
---	-----------------	--	--------------

(25) Simon Luisier

1	49.289	+2.766	11:56:21.867
2	47.347	+0.824	11:57:09.214
3	47.176	+0.653	11:57:56.390
4	46.749	+0.226	11:58:43.139
5	47.069	+0.546	11:59:30.208
6	46.523		12:00:16.731
7	46.657	+0.134	12:01:03.388





lista office LO



Schweizer Kart Meisterschaft 2013

KZ2 Lévier 1,175 Km

Race 1 11.08.2013 11:45

Race (15 Laps) started at 11:55:31

Lap	Lap Tm	Diff	Time of Day
8	47.054	+0.531	12:01:50.442
9	46.611	+0.088	12:02:37.053
10	46.569	+0.046	12:03:23.622
11	46.572	+0.049	12:04:10.194
12	46.652	+0.129	12:04:56.846
13	46.740	+0.217	12:05:43.586
14	46.855	+0.332	12:06:30.441
15	47.602	+1.079	12:07:18.043

Lap	Lap Tm	Diff	Time of Day
-----	--------	------	-------------

Lap	Lap Tm	Diff	Time of Day
-----	--------	------	-------------

Timekeeping James Geidel:

Rennleiter Paul Egli:

Sportkommissar Alain Tissot:

Rennbüro:

Printed: 11.08.2013 13:23:09

www.mylaps.com
Licensed to: Motorsport Events



lista office



Schweizer Kart Meisterschaft 2013

KZ2 Lévier 1,175 Km
 Race 2 11.08.2013 14:50
 Race (15 Laps)

14
13
12
11
10
9
8
7
6
5
4
3
2
1

25 Simon Luisier
27
29 Arnaud Sallin
25
98 Rudolf Rhyn
23
20 Raphael Jérôme Keller
21
16 Christian Lüdin
19
75 Mirco Gervasoni
17
21 Tobias Widmer
15
49 Nicolas Harmuth
13
7 Alain Valente
11
93 Paul Jr. Hökfelt
9
3 Sven Müller
7
17 Mike Zürcher
5
10 André Reinhard
3
5 Ken Allemann

POLE POSITION 1

66 Gaetano Agnello
26
2 Florian Thoma
24
12 Isabelle Von Lerber
22
88 Max Schroeder
20
45 Ilia Drovossekov
18
34 Almir Prasovic
16
24 Gino Tengg
14
92 Philippe Ehrensberger
12
14 Pierre Bourgeois
10
55 Arnaud Nussbaum
8
39 Mathieu Cochand
6
32 Sébastien Luisier
4
22 Nicolas Rohrbasser
2





lista office



Schweizer Kart Meisterschaft 2013

KZ2

Lévrier 1,175 Km

Race 2

11.08.2013 14:50

Race (15 Laps) started at 14:38:02

Pos	No.	Name	Chassis/Engine	Entrant	Total Tm	Laps	Diff	Best Tm	Ø km/h	Points
1	5	Ken Allemann	Birel/TM	Spirit Racing	11:44.311	15		46.468	90,088	20
2	22	Nicolas Rohrbasser	OK1/TM	GSK	11:44.413	15	0.102	46.553	90,075	17
3	32	Sébastien Luisier	Intrepid/TM	Kart Club Valais	11:44.976	15	0.665	46.484	90,003	15
4	10	André Reinhard	Swiss Corse/lame	Berner Kart Racing Club	11:45.978	15	1.667	46.602	89,875	13
5	17	Mike Zürcher	MAD/TM	Kart Club Thun Oberland	11:46.539	15	2.228	46.544	89,804	11
6	39	Mathieu Cochand	Formula K/TM	GS Karting	11:46.652	15	2.341	46.565	89,790	10
7	93	Paul Jr. Hökfelt	CRG/Modena	Kart Club Oerlikon	11:48.334	15	4.023	46.649	89,576	9
8	3	Sven Müller	Tony Kart/Vortex	-	11:48.944	15	4.633	46.738	89,499	8
9	14	Pierre Bourgeois	OK1/TM	GSK	11:49.822	15	5.511	46.776	89,389	7
10	92	Philippe Ehrensberger	Ehro/TM	Swiss Hutless Karts	11:50.119	15	5.808	46.817	89,351	6
11	49	Nicolas Harmuth	Mirage/TM	ASK Peugeot Mulhouse	11:50.637	15	6.326	46.855	89,286	5
12	45	Ilija Drovossekov	Tony Kart/Vortex	Advance Karting	11:51.473	15	7.162	46.758	89,181	4
13	7	Alain Valente	Swiss Hutless/TM	Berner Kart Racing Club	11:51.855	15	7.544	46.566	89,133	3
14	55	Arnaud Nussbaum	OK1/TM	GSK	11:53.511	15	9.200	46.890	88,926	2
15	25	Simon Luisier	Intrepid/TM	Kart Club Valais	11:53.799	15	9.488	46.711	88,891	1
16	34	Almir Prasovic	CRG/TM	NA Karting	11:56.359	15	12.048	47.017	88,573	0
17	75	Mirco Gervasoni	Birel/TM	Kart Klub Waltenschwil	11:56.722	15	12.411	46.948	88,528	0
18	24	Gino Tengg	Birel/TM	KartClub Oerlikon	11:57.654	15	13.343	47.064	88,413	0
19	88	Max Schroeder	Birel/TM	JD Racing Team	11:58.063	15	13.752	47.028	88,363	0
20	66	Gaetano Agnello	Formula K/TM	Lugano Kart Team	12:02.915	15	18.604	47.030	87,770	0
21	21	Tobias Widmer	Mach1/TM	Kartteam Meier	12:03.825	15	19.514	47.079	87,659	0
22	16	Christian Lüdin	Swiss Hutless/TM	Speed Racing	12:06.347	15	22.036	47.335	87,355	0
23	12	Isabelle Von Lerber	Swiss Hutless/TM	Swiss Hutless Karts	12:06.737	15	22.426	47.272	87,308	0
24	29	Arnaud Sallin	Energy/TM	Kart Club Valais	12:12.431	15	28.120	47.637	86,629	0
25	20	Raphael Jérôme Keller	Gillard/TM	Lindi Racing	12:18.665	15	34.354	47.393	85,898	0
26	2	Florian Thoma	Intrepid/TM	-	10:10.587	12	3 Laps	46.221	83,133	0

Not classified (60% = 9 Laps)

98	Rudolf Rhyn	Birel/TM	Kart Club Thun Oberland	2:39.008	3	12 Laps	48.193	79,807	0
----	-------------	----------	-------------------------	----------	---	---------	--------	--------	---

Margin of Victory	Ø km/h	Best Lap Tm	km/h	Best Lap by
0.102	90,088	46.221	91,517	2 - Florian Thoma

Official Timing www.motorsport-events.se / www.rgmmc.com

Orbits

Timekeeping James Geidel:

Rennleiter Paul Egli:

www.mylaps.com

Sportkommissar Alain Tissot:

Rennbüro:

Licensed to: Motorsport Events

Printed: 11.08.2013 15:04:46



Schweizer Kart Meisterschaft 2013

KZ2

Lévrier 1,175 Km

Race 2

11.08.2013 14:50

Race (15 Laps) started at 14:38:02

Lap	Lap Tm	Diff	Time of Day
(5) Ken Allemann			
1	48.971	+2.503	14:38:51.705
2	47.192	+0.724	14:39:38.897
3	47.188	+0.720	14:40:26.085
4	46.792	+0.324	14:41:12.877
5	46.778	+0.310	14:41:59.655
6	46.778	+0.310	14:42:46.433
7	46.791	+0.323	14:43:33.224
8	46.812	+0.344	14:44:20.036
9	46.468		14:45:06.504
10	46.645	+0.177	14:45:53.149
11	46.715	+0.247	14:46:39.864
12	46.702	+0.234	14:47:26.566
13	46.800	+0.332	14:48:13.366
14	46.766	+0.298	14:49:00.132
15	46.913	+0.445	14:49:47.045

(22) Nicolas Rohrbasser			
1	49.014	+2.461	14:38:51.912
2	47.328	+0.775	14:39:39.240
3	46.911	+0.358	14:40:26.151
4	46.959	+0.406	14:41:13.110
5	46.801	+0.248	14:41:59.911
6	46.910	+0.357	14:42:46.821
7	46.696	+0.143	14:43:33.517
8	46.669	+0.116	14:44:20.186
9	46.607	+0.054	14:45:06.793
10	46.553		14:45:53.346
11	46.606	+0.053	14:46:39.952
12	46.794	+0.241	14:47:26.746
13	46.777	+0.224	14:48:13.523
14	46.762	+0.209	14:49:00.285
15	46.862	+0.309	14:49:47.147

(32) Sébastien Luisier			
1	49.252	+2.768	14:38:52.479
2	47.853	+1.369	14:39:40.332
3	46.962	+0.478	14:40:27.294
4	46.773	+0.289	14:41:14.067
5	46.782	+0.298	14:42:00.849
6	46.717	+0.233	14:42:47.566
7	46.695	+0.211	14:43:34.261
8	46.484		14:44:20.745
9	46.577	+0.093	14:45:07.322
10	46.668	+0.184	14:45:53.990
11	46.571	+0.087	14:46:40.561
12	46.693	+0.209	14:47:27.254
13	46.712	+0.228	14:48:13.966
14	46.862	+0.378	14:49:00.828
15	46.882	+0.398	14:49:47.710

(10) André Reinhard			
1	49.366	+2.764	14:38:52.423
2	48.207	+1.605	14:39:40.630
3	47.218	+0.616	14:40:27.848
4	46.773	+0.171	14:41:14.621
5	46.697	+0.095	14:42:01.318
6	46.783	+0.181	14:42:48.101
7	46.718	+0.116	14:43:34.819
8	46.700	+0.098	14:44:21.519
9	46.854	+0.252	14:45:08.373
10	46.711	+0.109	14:45:55.084
11	46.755	+0.153	14:46:41.839
12	46.602		14:47:28.441
13	46.844	+0.242	14:48:15.285

14	46.670	+0.068	14:49:01.955
15	46.757	+0.155	14:49:48.712

(17) Mike Zürcher			
1	49.387	+2.843	14:38:52.740
2	48.069	+1.525	14:39:40.809
3	47.105	+0.561	14:40:27.914
4	47.081	+0.537	14:41:14.995
5	47.114	+0.570	14:42:02.109
6	46.738	+0.194	14:42:48.847
7	46.725	+0.181	14:43:35.572
8	46.642	+0.098	14:44:22.214
9	46.653	+0.109	14:45:08.867
10	46.544		14:45:55.411
11	46.622	+0.078	14:46:42.033
12	46.718	+0.174	14:47:28.751
13	46.801	+0.257	14:48:15.552
14	46.801	+0.257	14:49:02.353
15	46.920	+0.376	14:49:49.273

(39) Mathieu Cochand			
1	49.729	+3.164	14:38:53.177
2	47.755	+1.190	14:39:40.932
3	47.338	+0.773	14:40:28.270
4	46.954	+0.389	14:41:15.224
5	47.116	+0.551	14:42:02.340
6	46.663	+0.098	14:42:49.003
7	46.870	+0.305	14:43:35.873
8	46.565		14:44:22.438
9	46.764	+0.199	14:45:09.202
10	46.623	+0.058	14:45:55.825
11	46.578	+0.013	14:46:42.403
12	46.699	+0.134	14:47:29.102
13	46.711	+0.146	14:48:15.813
14	46.670	+0.105	14:49:02.483
15	46.903	+0.338	14:49:49.386

(93) Paul Jr. Höfelft			
1	50.430	+3.781	14:38:54.314
2	47.992	+1.343	14:39:42.306
3	47.159	+0.510	14:40:29.465
4	46.807	+0.158	14:41:16.272
5	46.969	+0.320	14:42:03.241
6	46.812	+0.163	14:42:50.053
7	46.753	+0.104	14:43:36.806
8	46.749	+0.100	14:44:23.555
9	46.773	+0.124	14:45:10.328
10	46.797	+0.148	14:45:57.125
11	46.649		14:46:43.774
12	46.797	+0.148	14:47:30.571
13	46.785	+0.136	14:48:17.356
14	46.819	+0.170	14:49:04.175
15	46.893	+0.244	14:49:51.068

(3) Sven Müller			
1	49.897	+3.159	14:38:53.540
2	47.605	+0.867	14:39:41.145
3	47.289	+0.551	14:40:28.434
4	47.132	+0.394	14:41:15.566
5	47.018	+0.280	14:42:02.584
6	47.026	+0.288	14:42:49.610
7	46.855	+0.117	14:43:36.465
8	46.876	+0.138	14:44:23.341
9	47.108	+0.370	14:45:10.449
10	46.738		14:45:57.187
11	46.838	+0.100	14:46:44.025

12	46.878	+0.140	14:47:30.903
13	46.782	+0.044	14:48:17.685
14	46.978	+0.240	14:49:04.663
15	47.015	+0.277	14:49:51.678

(14) Pierre Bourgeois			
1	50.458	+3.682	14:38:54.369
2	47.625	+0.849	14:39:41.994
3	47.216	+0.440	14:40:29.210
4	46.866	+0.090	14:41:16.076
5	47.007	+0.231	14:42:03.083
6	47.324	+0.548	14:42:50.407
7	46.858	+0.082	14:43:37.265
8	47.061	+0.285	14:44:24.326
9	46.776		14:45:11.102
10	46.873	+0.097	14:45:57.975
11	46.844	+0.068	14:46:44.819
12	46.843	+0.067	14:47:31.662
13	46.856	+0.080	14:48:18.518
14	47.128	+0.352	14:49:05.646
15	46.910	+0.134	14:49:52.556

(92) Philippe Ehrensberger			
1	49.386	+2.569	14:38:53.651
2	47.793	+0.976	14:39:41.444
3	47.316	+0.499	14:40:28.760
4	47.139	+0.322	14:41:15.899
5	46.945	+0.128	14:42:02.844
6	47.052	+0.235	14:42:49.896
7	47.726	+0.909	14:43:37.622
8	46.817		14:44:24.439
9	46.864	+0.047	14:45:11.303
10	46.837	+0.020	14:45:58.140
11	46.885	+0.068	14:46:45.025
12	46.967	+0.150	14:47:31.992
13	46.850	+0.033	14:48:18.842
14	46.958	+0.141	14:49:05.800
15	47.053	+0.236	14:49:52.853

(49) Nicolas Harmuth			
1	50.415	+3.560	14:38:54.671
2	47.859	+1.004	14:39:42.530
3	47.209	+0.354	14:40:29.739
4	47.075	+0.220	14:41:16.814
5	47.004	+0.149	14:42:03.818
6	47.090	+0.235	14:42:50.908
7	47.033	+0.178	14:43:37.941
8	46.864	+0.009	14:44:24.805
9	46.919	+0.064	14:45:11.724
10	46.855		14:45:58.579
11	46.893	+0.038	14:46:45.472
12	46.946	+0.091	14:47:32.418
13	47.061	+0.206	14:48:19.479
14	46.899	+0.044	14:49:06.378
15	46.993	+0.138	14:49:53.371

(45) Ilia Drovossekov			
1	50.945	+4.187	14:38:55.677
2	47.623	+0.865	14:39:43.300
3	47.505	+0.747	14:40:30.805
4	47.162	+0.404	14:41:17.967
5	47.034	+0.276	14:42:05.001
6	46.863	+0.105	14:42:51.864
7	46.853	+0.095	14:43:38.717
8	46.758		14:44:25.475
9	46.823	+0.065	14:45:12.298





Schweizer Kart Meisterschaft 2013

KZ2

Lévrier 1,175 Km

Race 2

11.08.2013 14:50

Race (15 Laps) started at 14:38:02

Lap	Lap Tm	Diff	Time of Day
10	47.098	+0.340	14:45:59.396
11	46.947	+0.189	14:46:46.343
12	47.161	+0.403	14:47:33.504
13	46.854	+0.096	14:48:20.358
14	46.956	+0.198	14:49:07.314
15	46.893	+0.135	14:49:54.207

(7) Alain Valente

1	51.276	+4.710	14:38:56.066
2	48.356	+1.790	14:39:44.422
3	47.048	+0.482	14:40:31.470
4	47.188	+0.622	14:41:18.658
5	47.142	+0.576	14:42:05.800
6	46.566		14:42:52.366
7	46.606	+0.040	14:43:38.972
8	46.618	+0.052	14:44:25.590
9	46.888	+0.322	14:45:12.478
10	47.116	+0.550	14:45:59.594
11	46.818	+0.252	14:46:46.412
12	47.189	+0.623	14:47:33.601
13	46.841	+0.275	14:48:20.442
14	47.107	+0.541	14:49:07.549
15	47.040	+0.474	14:49:54.589

(55) Arnaud Nussbaum

1	51.567	+4.677	14:38:54.964
2	47.747	+0.857	14:39:42.711
3	47.222	+0.332	14:40:29.933
4	47.113	+0.223	14:41:17.046
5	47.054	+0.164	14:42:04.100
6	47.155	+0.265	14:42:51.255
7	47.122	+0.232	14:43:38.377
8	46.920	+0.030	14:44:25.297
9	46.890		14:45:12.187
10	46.964	+0.074	14:45:59.151
11	47.136	+0.246	14:46:46.287
12	48.128	+1.238	14:47:34.415
13	47.239	+0.349	14:48:21.654
14	47.278	+0.388	14:49:08.932
15	47.313	+0.423	14:49:56.245

(25) Simon Luisier

1	51.207	+4.496	14:38:56.600
2	48.155	+1.444	14:39:44.755
3	47.348	+0.637	14:40:32.103
4	47.053	+0.342	14:41:19.156
5	47.300	+0.589	14:42:06.456
6	47.283	+0.572	14:42:53.739
7	47.392	+0.681	14:43:41.131
8	46.711		14:44:27.842
9	47.069	+0.358	14:45:14.911
10	47.050	+0.339	14:46:01.961
11	47.197	+0.486	14:46:49.158
12	46.749	+0.038	14:47:35.907
13	46.829	+0.118	14:48:22.736
14	46.808	+0.097	14:49:09.544
15	46.989	+0.278	14:49:56.533

(34) Almir Prasovic

1	51.072	+4.055	14:38:55.809
2	47.855	+0.838	14:39:43.664
3	47.474	+0.457	14:40:31.138
4	47.366	+0.349	14:41:18.504
5	47.133	+0.116	14:42:05.637
6	47.541	+0.524	14:42:53.178
7	47.017		14:43:40.195

Lap	Lap Tm	Diff	Time of Day
8	47.228	+0.211	14:44:27.423
9	47.336	+0.319	14:45:14.759
10	47.052	+0.035	14:46:01.811
11	47.465	+0.448	14:46:49.276
12	47.397	+0.380	14:47:36.673
13	47.385	+0.368	14:48:24.058
14	47.777	+0.760	14:49:11.835
15	47.258	+0.241	14:49:59.093

(75) Mirco Gervasoni

1	51.004	+4.056	14:38:55.915
2	48.456	+1.508	14:39:44.371
3	48.579	+1.631	14:40:32.950
4	47.355	+0.407	14:41:20.305
5	47.216	+0.268	14:42:07.521
6	46.948		14:42:54.469
7	47.356	+0.408	14:43:41.825
8	47.060	+0.112	14:44:28.885
9	47.107	+0.159	14:45:15.992
10	47.092	+0.144	14:46:03.084
11	47.174	+0.226	14:46:50.258
12	47.501	+0.553	14:47:37.759
13	47.354	+0.406	14:48:25.113
14	47.079	+0.131	14:49:12.192
15	47.264	+0.316	14:49:59.456

(24) Gino Tengg

1	51.101	+4.037	14:38:55.447
2	47.652	+0.588	14:39:43.099
3	47.912	+0.848	14:40:31.011
4	47.976	+0.912	14:41:18.987
5	47.298	+0.234	14:42:06.285
6	47.223	+0.159	14:42:53.508
7	48.262	+1.198	14:43:41.770
8	47.572	+0.508	14:44:29.342
9	47.238	+0.174	14:45:16.580
10	47.064		14:46:03.644
11	47.355	+0.291	14:46:50.999
12	47.357	+0.293	14:47:38.356
13	47.231	+0.167	14:48:25.587
14	47.294	+0.230	14:49:12.881
15	47.507	+0.443	14:50:00.388

(88) Max Schroeder

1	50.699	+3.671	14:38:55.590
2	49.566	+2.538	14:39:45.156
3	47.982	+0.954	14:40:33.138
4	47.380	+0.352	14:41:20.518
5	47.116	+0.088	14:42:07.634
6	47.028		14:42:54.662
7	47.359	+0.331	14:43:42.021
8	47.588	+0.560	14:44:29.609
9	47.173	+0.145	14:45:16.782
10	47.112	+0.084	14:46:03.894
11	47.286	+0.258	14:46:51.180
12	47.364	+0.336	14:47:38.544
13	47.201	+0.173	14:48:25.745
14	47.235	+0.207	14:49:12.980
15	47.817	+0.789	14:50:00.797

(66) Gaetano Agnello

1	54.361	+7.331	14:38:59.909
2	47.342	+0.312	14:39:47.251
3	47.468	+0.438	14:40:34.719
4	47.261	+0.231	14:41:21.980
5	47.784	+0.754	14:42:09.764

Lap	Lap Tm	Diff	Time of Day
6	50.057	+3.027	14:42:59.821
7	47.303	+0.273	14:43:47.124
8	47.030		14:44:34.154
9	47.558	+0.528	14:45:21.712
10	47.183	+0.153	14:46:08.895
11	47.062	+0.032	14:46:55.957
12	47.355	+0.325	14:47:43.312
13	47.286	+0.256	14:48:30.598
14	47.281	+0.251	14:49:17.879
15	47.770	+0.740	14:50:05.649

(21) Tobias Widmer

1	51.478	+4.399	14:38:56.375
2	50.209	+3.130	14:39:46.584
3	47.727	+0.648	14:40:34.311
4	47.789	+0.710	14:41:22.100
5	47.868	+0.789	14:42:09.968
6	49.048	+1.969	14:42:59.016
7	47.274	+0.195	14:43:46.290
8	47.079		14:44:33.369
9	47.304	+0.225	14:45:20.673
10	47.167	+0.088	14:46:07.840
11	47.468	+0.389	14:46:55.308
12	47.358	+0.279	14:47:42.666
13	47.462	+0.383	14:48:30.128
14	47.393	+0.314	14:49:17.521
15	49.038	+1.959	14:50:06.559

(16) Christian Lüdin

1	52.379	+5.044	14:38:57.488
2	48.183	+0.848	14:39:45.671
3	47.939	+0.604	14:40:33.610
4	47.481	+0.146	14:41:21.091
5	47.335		14:42:08.426
6	47.418	+0.083	14:42:55.844
7	47.576	+0.241	14:43:43.420
8	47.512	+0.177	14:44:30.932
9	47.487	+0.152	14:45:18.419
10	47.525	+0.190	14:46:05.944
11	47.515	+0.180	14:46:53.459
12	47.724	+0.389	14:47:41.183
13	47.810	+0.475	14:48:28.993
14	47.957	+0.622	14:49:16.950
15	52.131	+4.796	14:50:09.081

(12) Isabelle Von Lerber

1	52.203	+4.931	14:38:57.757
2	48.438	+1.166	14:39:46.195
3	48.062	+0.790	14:40:34.257
4	48.215	+0.943	14:41:22.472
5	47.787	+0.515	14:42:10.259
6	48.999	+1.727	14:42:59.258
7	47.353	+0.081	14:43:46.611
8	47.272		14:44:33.883
9	48.227	+0.955	14:45:22.110
10	47.456	+0.184	14:46:09.566
11	47.571	+0.299	14:46:57.137
12	47.757	+0.485	14:47:44.894
13	47.848	+0.576	14:48:32.742
14	47.746	+0.474	14:49:20.488
15	48.983	+1.711	14:50:09.471

(29) Arnaud Sallin

1	56.000	+8.363	14:39:02.237
2	48.459	+0.822	14:39:50.696
3	48.211	+0.574	14:40:38.907





lista office **LO**



Schweizer Kart Meisterschaft 2013

KZ2

Lévrier 1,175 Km

Race 2

11.08.2013 14:50

Race (15 Laps) started at 14:38:02



Lap	Lap Tm	Diff	Time of Day
4	47.911	+0.274	14:41:26.818
5	48.040	+0.403	14:42:14.858
6	48.142	+0.505	14:43:03.000
7	47.637		14:43:50.637
8	47.983	+0.346	14:44:38.620
9	48.064	+0.427	14:45:26.684
10	47.891	+0.254	14:46:14.575
11	48.058	+0.421	14:47:02.633
12	48.119	+0.482	14:47:50.752
13	48.057	+0.420	14:48:38.809
14	48.065	+0.428	14:49:26.874
15	48.291	+0.654	14:50:15.165

Lap	Lap Tm	Diff	Time of Day
-----	--------	------	-------------

Lap	Lap Tm	Diff	Time of Day
-----	--------	------	-------------

(20) Raphael Jérôme Keller

1	52.481	+5.088	14:38:57.591
2	48.430	+1.037	14:39:46.021
3	47.848	+0.455	14:40:33.869
4	47.968	+0.575	14:41:21.837
5	47.801	+0.408	14:42:09.638
6	52.629	+5.236	14:43:02.267
7	47.569	+0.176	14:43:49.836
8	47.393		14:44:37.229
9	52.175	+4.782	14:45:29.404
10	48.319	+0.926	14:46:17.723
11	48.569	+1.176	14:47:06.292
12	48.164	+0.771	14:47:54.456
13	48.554	+1.161	14:48:43.010
14	48.143	+0.750	14:49:31.153
15	50.246	+2.853	14:50:21.399

(2) Florian Thoma

1	51.126	+4.905	14:38:56.439
2	1:26.866	+40.645	14:40:23.305
3	46.544	+0.323	14:41:09.849
4	46.728	+0.507	14:41:56.577
5	46.454	+0.233	14:42:43.031
6	46.786	+0.565	14:43:29.817
7	46.363	+0.142	14:44:16.180
8	46.448	+0.227	14:45:02.628
9	46.221		14:45:48.849
10	46.276	+0.055	14:46:35.125
11	46.330	+0.109	14:47:21.455
12	51.866	+5.645	14:48:13.321

(98) Rudolf Rhyn

1	51.576	+3.383	14:38:56.833
2	48.193		14:39:45.026
3	56.716	+8.523	14:40:41.742



lista office



Schweizer Kart Meisterschaft 2013


KZ2

Lévier 1,175 Km

Finallauf

11.08.2013 17:00

Race (20 Laps)




14
13
12
11
10
9
8
7
6
5
4
3
2
1

29 Arnaud Sallin
27
2 Florian Thoma
25
12 Isabelle Von Lerber
23
25 Simon Luisier
21
88 Max Schroeder
19
75 Mirco Gervasoni
17
34 Almir Prasovic
15
49 Nicolas Harmuth
13
92 Philippe Ehrensberger
11
14 Pierre Bourgeois
9
3 Sven Müller
7
17 Mike Zürcher
5
10 André Reinhard
3
5 Ken Allemann

POLE POSITION 1

98 Rudolf Rhyn
26
20 Raphael Jérôme Keller
24
66 Gaetano Agnello
22
16 Christian Lüdin
20
21 Tobias Widmer
18
24 Gino Tengg
16
45 Ilia Drovossekov
14
7 Alain Valente
12
55 Arnaud Nussbaum
10
93 Paul Jr. Hökfelt
8
39 Mathieu Cochand
6
32 Sébastien Luisier
4
22 Nicolas Rohrbasser
2





lista office



Schweizer Kart Meisterschaft 2013

KZ2

Lévrier 1,175 Km

Finallauf

11.08.2013 17:00

Race (20 Laps) started at 16:15:13

Pos	No.	Name	Chassis/Engine	Entrant	Total Tm	Laps	Diff	Best Tm	Ø km/h	Points
1	5	Ken Allemann	Birel/TM	Spirit Racing	15:34.391	20		46.473	90,540	30
2	32	Sébastien Luisier	Intrepid/TM	Kart Club Valais	15:34.632	20	0.241	46.414	90,517	25
3	22	Nicolas Rohrbasser	OK1/TM	GSK	15:35.223	20	0.832	46.443	90,460	21
4	17	Mike Zürcher	MAD/TM	Kart Club Thun Oberland	15:36.044	20	1.653	46.476	90,380	19
5	39	Mathieu Cochand	Formula K/TM	GS Karting	15:36.320	20	1.929	46.477	90,354	17
6	7	Alain Valente	Swiss Hutless/TM	Berner Kart Racing Club	15:40.268	20	5.877	46.459	89,974	15
7	10	André Reinhard	Swiss Corse/Iame	Berner Kart Racing Club	15:41.783	20	7.392	46.653	89,830	14
8	92	Philippe Ehrensberger	Ehro/TM	Swiss Hutless Karts	15:45.139	20	10.748	46.656	89,511	13
9	3	Sven Müller	Tony Kart/Vortex	-	15:46.059	20	11.668	46.704	89,424	12
10	45	Ilija Drovossekov	Tony Kart/Vortex	Advance Karting	15:46.283	20	11.892	46.753	89,402	11
11	55	Arnaud Nussbaum	OK1/TM	GSK	15:46.510	20	12.119	46.772	89,381	10
12	98	Rudolf Rhyn	Birel/TM	Kart Club Thun Oberland	15:46.600	20	12.209	46.582	89,372	9
13	14	Pierre Bourgeois	OK1/TM	GSK	15:47.308	20	12.917	46.836	89,306	8
14	49	Nicolas Harmuth	Mirage/TM	ASK Peugeot Mulhouse	15:48.769	20	14.378	46.662	89,168	7
15	21	Tobias Widmer	Mach1/TM	Kartteam Meier	15:51.388	20	16.997	46.982	88,923	6
16	25	Simon Luisier	Intrepid/TM	Kart Club Valais	15:55.388	20	20.997	47.124	88,550	5
17	20	Raphael Jérôme Keller	Gillard/TM	Lindi Racing	15:55.611	20	21.220	47.132	88,530	4
18	66	Gaetano Agnello	Formula K/TM	Lugano Kart Team	16:15.904	20	41.513	47.334	86,689	3
19	93	Paul Jr. Höpfelt	CRG/Modena	Kart Club Oerlikon	13:32.232	17	3 Laps	46.716	88,534	2
Not classified (60% = 12 Laps)										
	24	Gino Tengg	Birel/TM	KartClub Oerlikon	8:34.716	10	10 Laps	47.176	82,181	0
	2	Florian Thoma	Intrepid/TM	-	6:36.912	8	12 Laps	46.636	85,258	0
	75	Mirco Gervasoni	Birel/TM	Kart Klub Waltenschwil	4:51.785	6	14 Laps	47.216	86,982	0
	34	Almir Prasovic	CRG/TM	NA Kartracing	1.613		20 Laps	-	-	0
	16	Christian Lüdin	Swiss Hutless/TM	Speed Racing	2.348		20 Laps	-	-	0
	12	Isabelle Von Lerber	Swiss Hutless/TM	Swiss Hutless Karts	2.587		20 Laps	-	-	0
	88	Max Schroeder	Birel/TM	JD Racing Team	2.719		20 Laps	-	-	0
	29	Arnaud Sallin	Energy/TM	Kart Club Valais	3.110		20 Laps	-	-	0

Margin of Victory	Ø km/h	Best Lap Tm	km/h	Best Lap by
0.241	90,540	46.414	91,136	32 - Sébastien Luisier

Official Timing www.motorsport-events.se / www.rgmmc.com

Orbits

Timekeeping James Geidel:

Rennleiter Paul Egli:

www.mylaps.com

Sportkommissar Alain Tissot:

Rennbüro:

Licensed to: Motorsport Events

Printed: 11.08.2013 16:33:47



Schweizer Kart Meisterschaft 2013

KZ2

Lévrier 1,175 Km

Finallauf

11.08.2013 17:00

Race (20 Laps) started at 16:15:13

Lap	Lap Tm	Diff	Time of Day
(5) Ken Allemann			
1	48.736	+2.263	16:16:02.171
2	47.100	+0.627	16:16:49.271
3	46.864	+0.391	16:17:36.135
4	46.516	+0.043	16:18:22.651
5	46.551	+0.078	16:19:09.202
6	46.484	+0.011	16:19:55.686
7	46.553	+0.080	16:20:42.239
8	46.608	+0.135	16:21:28.847
9	46.620	+0.147	16:22:15.467
10	46.473		16:23:01.940
11	46.492	+0.019	16:23:48.432
12	46.518	+0.045	16:24:34.950
13	46.549	+0.076	16:25:21.499
14	46.524	+0.051	16:26:08.023
15	46.495	+0.022	16:26:54.518
16	46.608	+0.135	16:27:41.126
17	46.655	+0.182	16:28:27.781
18	46.670	+0.197	16:29:14.451
19	46.645	+0.172	16:30:01.096
20	46.730	+0.257	16:30:47.826

Lap	Lap Tm	Diff	Time of Day
(32) Sébastien Luisier			
1	48.701	+2.287	16:16:02.338
2	47.239	+0.825	16:16:49.577
3	46.773	+0.359	16:17:36.350
4	46.746	+0.332	16:18:23.096
5	46.479	+0.065	16:19:09.575
6	46.607	+0.193	16:19:56.182
7	46.542	+0.128	16:20:42.724
8	46.655	+0.241	16:21:29.379
9	46.435	+0.021	16:22:15.814
10	46.691	+0.277	16:23:02.505
11	46.483	+0.069	16:23:48.988
12	46.535	+0.121	16:24:35.523
13	46.577	+0.163	16:25:22.100
14	46.482	+0.068	16:26:08.582
15	46.414		16:26:54.996
16	46.494	+0.080	16:27:41.490
17	46.636	+0.222	16:28:28.126
18	46.723	+0.309	16:29:14.849
19	46.531	+0.117	16:30:01.380
20	46.687	+0.273	16:30:48.067

Lap	Lap Tm	Diff	Time of Day
(22) Nicolas Rohrbasser			
1	48.910	+2.467	16:16:02.463
2	47.207	+0.764	16:16:49.670
3	46.848	+0.405	16:17:36.518
4	46.815	+0.372	16:18:23.333
5	46.473	+0.030	16:19:09.806
6	46.492	+0.049	16:19:56.298
7	46.524	+0.081	16:20:42.822
8	46.775	+0.332	16:21:29.597
9	46.525	+0.082	16:22:16.122
10	46.504	+0.061	16:23:02.626
11	46.678	+0.235	16:23:49.304
12	46.443		16:24:35.747
13	46.633	+0.190	16:25:22.380
14	46.620	+0.177	16:26:09.000
15	46.481	+0.038	16:26:55.481
16	46.607	+0.164	16:27:42.088
17	46.506	+0.063	16:28:28.594
18	46.545	+0.102	16:29:15.139
19	46.765	+0.322	16:30:01.904
20	46.754	+0.311	16:30:48.658

Lap	Lap Tm	Diff	Time of Day
(17) Mike Zürcher			
1	48.646	+2.170	16:16:02.757
2	47.176	+0.700	16:16:49.933
3	46.755	+0.279	16:17:36.688
4	46.851	+0.375	16:18:23.539
5	46.581	+0.105	16:19:10.120
6	46.476		16:19:56.596
7	46.476		16:20:43.072
8	46.735	+0.259	16:21:29.807
9	46.482	+0.006	16:22:16.289
10	46.556	+0.080	16:23:02.845
11	46.636	+0.160	16:23:49.481
12	46.555	+0.079	16:24:36.036
13	46.652	+0.176	16:25:22.688
14	46.564	+0.088	16:26:09.252
15	46.716	+0.240	16:26:55.968
16	46.643	+0.167	16:27:42.611
17	46.674	+0.198	16:28:29.285
18	46.729	+0.253	16:29:16.014
19	46.776	+0.300	16:30:02.790
20	46.689	+0.213	16:30:49.479

Lap	Lap Tm	Diff	Time of Day
(39) Mathieu Cochand			
1	49.165	+2.688	16:16:03.282
2	47.098	+0.621	16:16:50.380
3	46.781	+0.304	16:17:37.161
4	46.785	+0.308	16:18:23.946
5	46.608	+0.131	16:19:10.554
6	46.477		16:19:57.031
7	46.526	+0.049	16:20:43.557
8	46.487	+0.010	16:21:30.044
9	46.553	+0.076	16:22:16.597
10	46.561	+0.084	16:23:03.158
11	46.548	+0.071	16:23:49.706
12	46.564	+0.087	16:24:36.270
13	46.632	+0.155	16:25:22.902
14	46.620	+0.143	16:26:09.522
15	46.722	+0.245	16:26:56.244
16	46.666	+0.189	16:27:42.910
17	46.632	+0.155	16:28:29.542
18	46.703	+0.226	16:29:16.245
19	46.716	+0.239	16:30:02.961
20	46.794	+0.317	16:30:49.755

Lap	Lap Tm	Diff	Time of Day
(7) Alain Valente			
1	50.672	+4.213	16:16:05.175
2	47.595	+1.136	16:16:52.770
3	47.594	+1.135	16:17:40.364
4	46.855	+0.396	16:18:27.219
5	46.459		16:19:13.678
6	46.474	+0.015	16:20:00.152
7	46.767	+0.308	16:20:46.919
8	46.859	+0.400	16:21:33.778
9	46.515	+0.056	16:22:20.293
10	46.719	+0.260	16:23:07.012
11	46.609	+0.150	16:23:53.621
12	46.864	+0.405	16:24:40.485
13	46.677	+0.218	16:25:27.162
14	46.574	+0.115	16:26:13.736
15	46.517	+0.058	16:27:00.253
16	46.689	+0.230	16:27:46.942
17	46.841	+0.382	16:28:33.783
18	46.658	+0.199	16:29:20.441
19	46.591	+0.132	16:30:07.032
20	46.671	+0.212	16:30:53.703

Lap	Lap Tm	Diff	Time of Day
(10) André Reinhard			
1	49.630	+2.977	16:16:03.678
2	47.370	+0.717	16:16:51.048
3	46.982	+0.329	16:17:38.030
4	47.007	+0.354	16:18:25.037
5	46.830	+0.177	16:19:11.867
6	46.727	+0.074	16:19:58.594
7	46.818	+0.165	16:20:45.412
8	46.827	+0.174	16:21:32.239
9	46.653		16:22:18.892
10	46.758	+0.105	16:23:05.650
11	46.856	+0.203	16:23:52.506
12	46.910	+0.257	16:24:39.416
13	46.840	+0.187	16:25:26.256
14	46.879	+0.226	16:26:13.135
15	46.803	+0.150	16:26:59.938
16	46.965	+0.312	16:27:46.903
17	47.404	+0.751	16:28:34.307
18	46.848	+0.195	16:29:21.155
19	46.885	+0.232	16:30:08.040
20	47.178	+0.525	16:30:55.218

Lap	Lap Tm	Diff	Time of Day
(92) Philippe Ehrensberger			
1	50.682	+4.026	16:16:05.507
2	47.630	+0.974	16:16:53.137
3	47.554	+0.898	16:17:40.691
4	47.197	+0.541	16:18:27.888
5	46.921	+0.265	16:19:14.809
6	46.858	+0.202	16:20:01.667
7	46.745	+0.089	16:20:48.412
8	47.022	+0.366	16:21:35.434
9	46.825	+0.169	16:22:22.259
10	46.656		16:23:08.915
11	46.808	+0.152	16:23:55.723
12	47.180	+0.524	16:24:42.903
13	46.834	+0.178	16:25:29.737
14	46.876	+0.220	16:26:16.613
15	47.031	+0.375	16:27:03.644
16	47.018	+0.362	16:27:50.662
17	46.729	+0.073	16:28:37.391
18	46.996	+0.340	16:29:24.387
19	47.076	+0.420	16:30:11.463
20	47.111	+0.455	16:30:58.574

Lap	Lap Tm	Diff	Time of Day
(3) Sven Müller			
1	50.122	+3.418	16:16:04.414
2	47.108	+0.404	16:16:51.522
3	47.052	+0.348	16:17:38.574
4	47.090	+0.386	16:18:25.664
5	46.905	+0.201	16:19:12.569
6	46.968	+0.264	16:19:59.537
7	46.963	+0.259	16:20:46.500
8	46.821	+0.117	16:21:33.321
9	46.704		16:22:20.025
10	47.241	+0.537	16:23:07.266
11	46.875	+0.171	16:23:54.141
12	46.906	+0.202	16:24:41.047
13	47.226	+0.522	16:25:28.273
14	47.076	+0.372	16:26:15.349
15	47.146	+0.442	16:27:02.495
16	47.118	+0.414	16:27:49.613
17	47.168	+0.464	16:28:36.781
18	47.714	+1.010	16:29:24.495
19	47.252	+0.548	16:30:11.747
20	47.747	+1.043	16:30:59.494





Schweizer Kart Meisterschaft 2013

KZ2

Lévrier 1,175 Km

Finallauf

11.08.2013 17:00

Race (20 Laps) started at 16:15:13

Lap	Lap Tm	Diff	Time of Day
(45) Ilija Drovossekov			
1	50.211	+3.458	16:16:04.944
2	47.704	+0.951	16:16:52.648
3	47.667	+0.914	16:17:40.315
4	47.333	+0.580	16:18:27.648
5	46.934	+0.181	16:19:14.582
6	46.851	+0.098	16:20:01.433
7	46.834	+0.081	16:20:48.267
8	46.941	+0.188	16:21:35.208
9	46.779	+0.026	16:22:21.987
10	46.753		16:23:08.740
11	46.870	+0.117	16:23:55.610
12	47.204	+0.451	16:24:42.814
13	47.311	+0.558	16:25:30.125
14	46.797	+0.044	16:26:16.922
15	46.941	+0.188	16:27:03.863
16	47.033	+0.280	16:27:50.896
17	47.275	+0.522	16:28:38.171
18	46.966	+0.213	16:29:25.137
19	47.061	+0.308	16:30:12.198
20	47.520	+0.767	16:30:59.718

Lap	Lap Tm	Diff	Time of Day
(55) Arnaud Nussbaum			
1	49.405	+2.633	16:16:03.866
2	47.438	+0.666	16:16:51.304
3	46.932	+0.160	16:17:38.236
4	46.994	+0.222	16:18:25.230
5	47.131	+0.359	16:19:12.361
6	46.864	+0.092	16:19:59.225
7	46.772		16:20:45.997
8	46.814	+0.042	16:21:32.811
9	46.905	+0.133	16:22:19.716
10	46.875	+0.103	16:23:06.591
11	46.891	+0.119	16:23:53.482
12	46.929	+0.157	16:24:40.411
13	47.699	+0.927	16:25:28.110
14	46.970	+0.198	16:26:15.080
15	47.080	+0.308	16:27:02.160
16	47.202	+0.430	16:27:49.362
17	47.258	+0.486	16:28:36.620
18	47.300	+0.528	16:29:23.920
19	47.511	+0.739	16:30:11.431
20	48.514	+1.742	16:30:59.945

Lap	Lap Tm	Diff	Time of Day
(98) Rudolf Rhyn			
1	50.865	+4.283	16:16:07.072
2	47.551	+0.969	16:16:54.623
3	47.872	+1.290	16:17:42.495
4	46.759	+0.177	16:18:29.254
5	46.820	+0.238	16:19:16.074
6	46.798	+0.216	16:20:02.872
7	46.702	+0.120	16:20:49.574
8	46.925	+0.343	16:21:36.499
9	46.582		16:22:23.081
10	46.787	+0.205	16:23:09.868
11	46.812	+0.230	16:23:56.680
12	46.998	+0.416	16:24:43.678
13	47.173	+0.591	16:25:30.851
14	46.784	+0.202	16:26:17.635
15	46.762	+0.180	16:27:04.397
16	46.950	+0.368	16:27:51.347
17	46.970	+0.388	16:28:38.317
18	47.350	+0.768	16:29:25.667
19	46.912	+0.330	16:30:12.579
20	47.456	+0.874	16:31:00.035

Lap	Lap Tm	Diff	Time of Day
(14) Pierre Bourgeois			
1	50.132	+3.296	16:16:04.597
2	47.425	+0.589	16:16:52.022
3	47.012	+0.176	16:17:39.034
4	46.975	+0.139	16:18:26.009
5	46.892	+0.056	16:19:12.901
6	47.123	+0.287	16:20:00.024
7	46.836		16:20:46.860
8	47.193	+0.357	16:21:34.053
9	47.030	+0.194	16:22:21.083
10	47.002	+0.166	16:23:08.085
11	47.017	+0.181	16:23:55.102
12	47.196	+0.360	16:24:42.298
13	47.050	+0.214	16:25:29.348
14	47.096	+0.260	16:26:16.444
15	47.053	+0.217	16:27:03.497
16	47.073	+0.237	16:27:50.570
17	47.553	+0.717	16:28:38.123
18	47.786	+0.950	16:29:25.909
19	47.409	+0.573	16:30:13.318
20	47.425	+0.589	16:31:00.743

Lap	Lap Tm	Diff	Time of Day
(49) Nicolas Harmuth			
1	51.459	+4.797	16:16:06.355
2	48.041	+1.379	16:16:54.396
3	47.128	+0.466	16:17:41.524
4	47.115	+0.453	16:18:28.639
5	47.269	+0.607	16:19:15.908
6	49.363	+2.701	16:20:05.271
7	47.299	+0.637	16:20:52.570
8	47.016	+0.354	16:21:39.586
9	46.758	+0.096	16:22:26.344
10	47.061	+0.399	16:23:13.405
11	46.968	+0.306	16:24:00.373
12	46.760	+0.098	16:24:47.133
13	46.662		16:25:33.795
14	46.802	+0.140	16:26:20.597
15	46.871	+0.209	16:27:07.468
16	46.941	+0.279	16:27:54.409
17	46.935	+0.273	16:28:41.344
18	47.060	+0.398	16:29:28.404
19	46.966	+0.304	16:30:15.370
20	46.834	+0.172	16:31:02.204

Lap	Lap Tm	Diff	Time of Day
(21) Tobias Widmer			
1	50.379	+3.397	16:16:05.810
2	47.643	+0.661	16:16:53.453
3	47.478	+0.496	16:17:40.931
4	47.319	+0.337	16:18:28.250
5	47.061	+0.079	16:19:15.311
6	47.151	+0.169	16:20:02.462
7	46.982		16:20:49.444
8	47.293	+0.311	16:21:36.737
9	47.154	+0.172	16:22:23.891
10	47.415	+0.433	16:23:11.306
11	47.105	+0.123	16:23:58.411
12	47.323	+0.341	16:24:45.734
13	47.289	+0.307	16:25:33.023
14	47.195	+0.213	16:26:20.218
15	47.095	+0.113	16:27:07.313
16	47.650	+0.668	16:27:54.963
17	47.247	+0.265	16:28:42.210
18	47.228	+0.246	16:29:29.438
19	47.338	+0.356	16:30:16.776
20	48.047	+1.065	16:31:04.823

Lap	Lap Tm	Diff	Time of Day
(25) Simon Luisier			
1	51.317	+4.193	16:16:06.864
2	48.064	+0.940	16:16:54.928
3	48.004	+0.880	16:17:42.932
4	47.354	+0.230	16:18:30.286
5	47.303	+0.179	16:19:17.589
6	47.318	+0.194	16:20:04.907
7	47.456	+0.332	16:20:52.363
8	47.124		16:21:39.487
9	47.492	+0.368	16:22:26.979
10	47.245	+0.121	16:23:14.224
11	47.197	+0.073	16:24:01.421
12	47.337	+0.213	16:24:48.758
13	47.380	+0.256	16:25:36.138
14	47.338	+0.214	16:26:23.476
15	47.384	+0.260	16:27:10.860
16	47.352	+0.228	16:27:58.212
17	47.582	+0.458	16:28:45.794
18	47.433	+0.309	16:29:33.227
19	47.982	+0.858	16:30:21.209
20	47.614	+0.490	16:31:08.823

Lap	Lap Tm	Diff	Time of Day
(20) Raphael Jérôme Keller			
1	51.102	+3.970	16:16:06.641
2	47.893	+0.761	16:16:54.534
3	47.499	+0.367	16:17:42.033
4	47.442	+0.310	16:18:29.475
5	47.132		16:19:16.607
6	47.480	+0.348	16:20:04.087
7	47.289	+0.157	16:20:51.376
8	47.266	+0.134	16:21:38.642
9	47.147	+0.015	16:22:25.789
10	47.484	+0.352	16:23:13.273
11	47.775	+0.643	16:24:01.048
12	47.369	+0.237	16:24:48.417
13	47.409	+0.277	16:25:35.826
14	47.310	+0.178	16:26:23.136
15	47.407	+0.275	16:27:10.543
16	47.453	+0.321	16:27:57.996
17	47.466	+0.334	16:28:45.462
18	47.691	+0.559	16:29:33.153
19	47.975	+0.843	16:30:21.128
20	47.918	+0.786	16:31:09.046

Lap	Lap Tm	Diff	Time of Day
(66) Gaetano Agnello			
1	1:10.523	+23.189	16:16:25.674
2	48.044	+0.710	16:17:13.718
3	47.587	+0.253	16:18:01.305
4	47.470	+0.136	16:18:48.775
5	47.656	+0.322	16:19:36.431
6	47.607	+0.273	16:20:24.038
7	47.467	+0.133	16:21:11.505
8	47.654	+0.320	16:21:59.159
9	47.334		16:22:46.493
10	47.393	+0.059	16:23:33.886
11	47.557	+0.223	16:24:21.443
12	47.652	+0.318	16:25:09.095
13	47.378	+0.044	16:25:56.473
14	47.567	+0.233	16:26:44.040
15	47.643	+0.309	16:27:31.683
16	47.382	+0.048	16:28:19.065
17	47.704	+0.370	16:29:06.769
18	47.511	+0.177	16:29:54.280
19	47.429	+0.095	16:30:41.709
20	47.630	+0.296	16:31:29.339





lista office **LO**



Schweizer Kart Meisterschaft 2013

KZ2

Lévier 1,175 Km

Finallauf

11.08.2013 17:00

Race (20 Laps) started at 16:15:13

Lap	Lap Tm	Diff	Time of Day
(93) Paul Jr. Hökfelt			
1	50.621	+3.905	16:16:04.871
2	47.699	+0.983	16:16:52.570
3	47.610	+0.894	16:17:40.180
4	46.996	+0.280	16:18:27.176
5	47.176	+0.460	16:19:14.352
6	46.828	+0.112	16:20:01.180
7	46.773	+0.057	16:20:47.953
8	46.924	+0.208	16:21:34.877
9	46.716		16:22:21.593
10	46.920	+0.204	16:23:08.513
11	46.794	+0.078	16:23:55.307
12	48.317	+1.601	16:24:43.624
13	47.420	+0.704	16:25:31.044
14	47.525	+0.809	16:26:18.569
15	47.295	+0.579	16:27:05.864
16	47.717	+1.001	16:27:53.581
17	52.086	+5.370	16:28:45.667

Lap	Lap Tm	Diff	Time of Day
(24) Gino Tengg			
1	50.957	+3.781	16:16:05.924
2	47.615	+0.439	16:16:53.539
3	47.749	+0.573	16:17:41.288
4	47.176		16:18:28.464
5	47.277	+0.101	16:19:15.741
6	1:17.256	+30.080	16:20:32.997
7	47.315	+0.139	16:21:20.312
8	47.232	+0.056	16:22:07.544
9	47.281	+0.105	16:22:54.825
10	53.326	+6.150	16:23:48.151

Lap	Lap Tm	Diff	Time of Day
(2) Florian Thoma			
1	54.782	+8.146	16:16:10.732
2	47.206	+0.570	16:16:57.938
3	46.979	+0.343	16:17:44.917
4	46.939	+0.303	16:18:31.856
5	46.636		16:19:18.492
6	46.999	+0.363	16:20:05.491
7	51.421	+4.785	16:20:56.912
8	53.435	+6.799	16:21:50.347

Lap	Lap Tm	Diff	Time of Day
(75) Mirco Gervasoni			
1	50.953	+3.737	16:16:06.249
2	48.132	+0.916	16:16:54.381
3	48.659	+1.443	16:17:43.040
4	47.488	+0.272	16:18:30.528
5	47.216		16:19:17.744
6	47.476	+0.260	16:20:05.220

