



lista office **LO**



Schweizer Kart Meisterschaft 2013

X30 Challenge

Lévier 1,175 Km

Training

11.08.2013 08:50

Practice (10:00 Time) started at 8:54:03

Pos	No.	Name	Chassis/Engine	Entrant	Laps	Best Tm	Diff In Lap	km/h
1	46	Ramona Jetzer	Tony Kart/lame X30	Racing Ramona	11	49.092		86,165
2	3	Nico Brügger	Swiss Hutless/lame X30	Speed Racing	9	49.119	0.027	86,117
3	22	Samuel Sätteli	Tony Kart/lame X30	RMW Motorsport	12	49.232	0.140	85,920
4	35	Yannick Klaey	Birel/lame X30	Spirit Racing	12	49.246	0.154	85,895
5	30	Biagio Mancina	PCR/lame X30	Scuderia PCR	11	49.449	0.357	85,543
6	1	Max Altenheimer	Mach1/lame X30	Kartteam Meier	12	49.566	0.474	85,341
7	21	Patrick Näscher	Tony Kart/lame X30	Kart Club Lichtenstein	12	49.592	0.500	85,296
8	10	Nordström Linus	Swiss Hutless/lame X30	Speed Racing	10	49.645	0.553	85,205
9	6	Louis Moser	Birel/lame X30	Spirit Racing	10	49.645	0.553	85,205
10	7	Fabian Hochstrasser	Birel/lame X30	Max Busslinger Motorsport	11	49.666	0.574	85,169
11	91	Alessandro Felber	Tony Kart/lame X30	Kart Club Thun Oberland	12	49.782	0.690	84,970
12	42	Markus Engeli	Zanardi/lame X30	Engeli	11	49.839	0.747	84,873
13	88	Marylin Niederhauser	Tony Kart/lame X30	Berner Kart Racing Club	12	49.903	0.811	84,764
14	28	Yannic Perren	MAD/TM	Kart Club Thun Oberland	11	49.942	0.850	84,698
15	33	Yannic Walther	Exprit/lame X30	Yannic	10	49.965	0.873	84,659
16	5	Fabienne Wohlwend	Zanardi/lame X30	Lugano Kart Team	12	49.974	0.882	84,644
17	39	Pascal Von Allmen	Sodi Futura S2/lame X30	Berner Kart Racing Klub	8	50.040	0.948	84,532
18	12	Yves Lanz	Tony Kart/lame X30	Lanz	9	50.070	0.978	84,482
19	9	Raphael Wohlwend	Tony Kart/lame X30	Lugano Kart Team	10	50.096	1.004	84,438
20	11	Loris Zoia	PCR/lame X30	Scuderia PCR Swiss	11	50.124	1.032	84,391
21	55	Mathias Rüeegsegger	MAD/lame X30	Kart Klub Thun Oberland	11	50.132	1.040	84,377
22	64	Flavio Kempf	Tony Kart/lame X30	-	10	50.278	1.186	84,132
23	23	Philippe Pedarazzini	OK1/lame X30	GSK	9	50.383	1.291	83,957
24	94	Kevin Wälti	Swisscorse/lame X30	Keepcool Kart Racing Team	11	50.738	1.646	83,369
25	17	Vincenzo Alvaro	Swiss Hutless/lame X30	Swiss Hutless Karts	1	1:07.833	18.741	62,359



Schweizer Kart Meisterschaft 2013

X30 Challenge

Lévrier 1,175 Km

Training

11.08.2013 08:50

Practice (10:00 Time) started at 8:54:03

Lap	Lap Tm	Diff	Time of Day
(46) Ramona Jetzer			
1	54.183	+5.091	8:55:59.136
2	50.857	+1.765	8:56:49.993
3	50.024	+0.932	8:57:40.017
4	49.658	+0.566	8:58:29.675
5	49.343	+0.251	8:59:19.018
6	49.463	+0.371	9:00:08.481
7	49.092		9:00:57.573
8	49.464	+0.372	9:01:47.037
9	49.184	+0.092	9:02:36.221
10	49.315	+0.223	9:03:25.536
11	49.359	+0.267	9:04:14.895

Lap	Lap Tm	Diff	Time of Day
(3) Nico Brügger			
1	52.749	+3.630	8:55:41.916
2	49.709	+0.590	8:56:31.625
3	49.679	+0.560	8:57:21.304
4	49.842	+0.723	8:58:11.146
5	49.740	+0.621	8:59:00.886
6	49.129	+0.010	8:59:50.015
7	49.326	+0.207	9:00:39.341
8	49.119		9:01:28.460
9	54.710	+5.591	9:02:23.170

Lap	Lap Tm	Diff	Time of Day
(22) Samuel Sätteli			
1	50.661	+1.429	8:55:46.544
2	50.431	+1.199	8:56:36.975
3	49.486	+0.254	8:57:26.461
4	49.510	+0.278	8:58:15.971
5	49.470	+0.238	8:59:05.441
6	49.317	+0.085	8:59:54.758
7	49.232		9:00:43.990
8	49.515	+0.283	9:01:33.505
9	49.346	+0.114	9:02:22.851
10	49.402	+0.170	9:03:12.253
11	49.286	+0.054	9:04:01.539
12	53.222	+3.990	9:04:54.761

Lap	Lap Tm	Diff	Time of Day
(35) Yannick Kläy			
1	51.312	+2.066	8:55:46.174
2	50.511	+1.265	8:56:36.685
3	49.694	+0.448	8:57:26.379
4	50.030	+0.784	8:58:16.409
5	49.841	+0.595	8:59:06.250
6	49.500	+0.254	8:59:55.750
7	49.269	+0.023	9:00:45.019
8	49.343	+0.097	9:01:34.362
9	50.104	+0.858	9:02:24.466
10	49.309	+0.063	9:03:13.775
11	49.246		9:04:03.021
12	55.867	+6.621	9:04:58.888

Lap	Lap Tm	Diff	Time of Day
(30) Biagio Mancina			
1	50.667	+1.218	8:55:24.410
2	50.103	+0.654	8:56:14.513
3	49.748	+0.299	8:57:04.261
4	49.946	+0.497	8:57:54.207
5	52.735	+3.286	8:58:46.942
6	1:45.728	+56.279	9:00:32.670
7	49.806	+0.357	9:01:22.476
8	49.571	+0.122	9:02:12.047
9	49.547	+0.098	9:03:01.594
10	49.555	+0.106	9:03:51.149
11	49.449		9:04:40.598

Lap	Lap Tm	Diff	Time of Day
(1) Max Altenheimer			
1	54.286	+4.720	8:55:42.666
2	50.994	+1.428	8:56:33.660
3	50.255	+0.689	8:57:23.915
4	50.164	+0.598	8:58:14.079
5	49.760	+0.194	8:59:03.839
6	49.566		8:59:53.405
7	49.683	+0.117	9:00:43.088
8	50.359	+0.793	9:01:33.447
9	49.740	+0.174	9:02:23.187
10	49.703	+0.137	9:03:12.890
11	49.737	+0.171	9:04:02.627
12	50.529	+0.963	9:04:53.156

Lap	Lap Tm	Diff	Time of Day
(21) Patrick Näscher			
1	52.145	+2.553	8:55:27.527
2	50.407	+0.815	8:56:17.934
3	50.042	+0.450	8:57:07.976
4	49.815	+0.223	8:57:57.791
5	49.781	+0.189	8:58:47.572
6	49.700	+0.108	8:59:37.272
7	49.725	+0.133	9:00:26.997
8	49.592		9:01:16.589
9	49.610	+0.018	9:02:06.199
10	49.796	+0.204	9:02:55.995
11	49.755	+0.163	9:03:45.750
12	55.397	+5.805	9:04:41.147

Lap	Lap Tm	Diff	Time of Day
(10) Nordström Linus			
1	52.568	+2.923	8:55:40.441
2	50.632	+0.987	8:56:31.073
3	50.284	+0.639	8:57:21.357
4	50.740	+1.095	8:58:12.097
5	49.867	+0.222	8:59:01.964
6	50.106	+0.461	8:59:52.070
7	49.837	+0.192	9:00:41.907
8	49.663	+0.018	9:01:31.570
9	49.645		9:02:21.215
10	55.816	+6.171	9:03:17.031

Lap	Lap Tm	Diff	Time of Day
(6) Louis Moser			
1	53.155	+3.510	8:55:31.520
2	53.268	+3.623	8:56:24.788
3	55.301	+5.656	8:57:20.089
4	52.193	+2.548	8:58:12.282
5	49.944	+0.299	8:59:02.226
6	49.971	+0.326	8:59:52.197
7	49.805	+0.160	9:00:42.002
8	49.645		9:01:31.647
9	49.946	+0.301	9:02:21.593
10	56.568	+6.923	9:03:18.161

Lap	Lap Tm	Diff	Time of Day
(7) Fabian Hochstrasser			
1	51.681	+2.015	8:55:24.263
2	50.563	+0.897	8:56:14.826
3	49.952	+0.286	8:57:04.778
4	49.889	+0.223	8:57:54.667
5	49.666		8:58:44.333
6	49.819	+0.153	8:59:34.152
7	49.810	+0.144	9:00:23.962
8	50.098	+0.432	9:01:14.060
9	50.016	+0.350	9:02:04.076
10	49.838	+0.172	9:02:53.914
11	54.261	+4.595	9:03:48.175

Lap	Lap Tm	Diff	Time of Day
(91) Alessandro Felber			

Lap	Lap Tm	Diff	Time of Day
1	51.878	+2.096	8:55:34.430
2	50.709	+0.927	8:56:25.139
3	52.623	+2.841	8:57:17.762
4	51.422	+1.640	8:58:09.184
5	50.058	+0.276	8:58:59.242
6	50.031	+0.249	8:59:49.273
7	50.269	+0.487	9:00:39.542
8	49.994	+0.212	9:01:29.536
9	50.015	+0.233	9:02:19.551
10	50.091	+0.309	9:03:09.642
11	49.927	+0.145	9:03:59.569
12	49.782		9:04:49.351

Lap	Lap Tm	Diff	Time of Day
(42) Markus Engeli			
1	54.239	+4.400	8:55:42.085
2	51.282	+1.443	8:56:33.367
3	50.317	+0.478	8:57:23.684
4	49.996	+0.157	8:58:13.680
5	50.258	+0.419	8:59:03.938
6	50.110	+0.271	8:59:54.048
7	49.874	+0.035	9:00:43.922
8	50.142	+0.303	9:01:34.064
9	50.848	+1.009	9:02:24.912
10	49.839		9:03:14.751
11	56.191	+6.352	9:04:10.942

Lap	Lap Tm	Diff	Time of Day
(88) Marilyn Niederhauser			
1	52.568	+2.665	8:55:35.546
2	51.237	+1.334	8:56:26.783
3	50.737	+0.834	8:57:17.520
4	50.277	+0.374	8:58:07.797
5	50.228	+0.325	8:58:58.025
6	50.155	+0.252	8:59:48.180
7	49.929	+0.026	9:00:38.109
8	50.007	+0.104	9:01:28.116
9	49.903		9:02:18.019
10	50.287	+0.384	9:03:08.306
11	50.100	+0.197	9:03:58.406
12	50.142	+0.239	9:04:48.548

Lap	Lap Tm	Diff	Time of Day
(28) Yannic Perren			
1	54.352	+4.410	8:55:41.569
2	52.026	+2.084	8:56:33.595
3	51.777	+1.835	8:57:25.372
4	50.219	+0.277	8:58:15.591
5	50.611	+0.669	8:59:06.202
6	50.267	+0.325	8:59:56.469
7	49.999	+0.057	9:00:46.468
8	49.942		9:01:36.410
9	50.250	+0.308	9:02:26.660
10	50.362	+0.420	9:03:17.022
11	50.481	+0.539	9:04:07.503

Lap	Lap Tm	Diff	Time of Day
(33) Yannic Walther			
1	54.349	+4.384	8:55:43.066
2	50.833	+0.868	8:56:33.899
3	50.977	+1.012	8:57:24.876
4	50.381	+0.416	8:58:15.257
5	50.279	+0.314	8:59:05.536
6	56.121	+6.156	9:00:01.657
7	1:50.990	+1:01.025	9:01:52.647
8	49.965		9:02:42.612
9	50.003	+0.038	9:03:32.615
10	50.048	+0.083	9:04:22.663

Lap	Lap Tm	Diff	Time of Day
(5) Fabienne Wohlwend			





lista office **LO**



Schweizer Kart Meisterschaft 2013

X30 Challenge

Lévrier 1,175 Km

Training

11.08.2013 08:50

Practice (10:00 Time) started at 8:54:03

Lap	Lap Tm	Diff	Time of Day
1	52.596	+2.622	8:55:35.698
2	50.829	+0.855	8:56:26.527
3	50.371	+0.397	8:57:16.898
4	50.191	+0.217	8:58:07.089
5	50.067	+0.093	8:58:57.156
6	50.216	+0.242	8:59:47.372
7	50.125	+0.151	9:00:37.497
8	50.104	+0.130	9:01:27.601
9	50.179	+0.205	9:02:17.780
10	49.974		9:03:07.754
11	50.017	+0.043	9:03:57.771
12	50.078	+0.104	9:04:47.849

(39) Pascal Von Allmen

1	1:05.945	+15.905	8:55:49.440
2	55.649	+5.609	8:56:45.089
3	50.929	+0.889	8:57:36.018
4	50.405	+0.365	8:58:26.423
5	50.040		8:59:16.463
6	50.281	+0.241	9:00:06.744
7	50.126	+0.086	9:00:56.870
8	56.190	+6.150	9:01:53.060

(12) Yves Lanz

1	53.361	+3.291	8:55:45.894
2	51.773	+1.703	8:56:37.667
3	53.846	+3.776	8:57:31.513
4	1:56.938	+1:06.868	8:59:28.451
5	50.382	+0.312	9:00:18.833
6	53.085	+3.015	9:01:11.918
7	1:20.442	+30.372	9:02:32.360
8	50.146	+0.076	9:03:22.506
9	50.070		9:04:12.576

(9) Raphael Wohlwend

1	51.881	+1.785	8:55:34.640
2	51.174	+1.078	8:56:25.814
3	1:57.090	+1:06.994	8:58:22.904
4	51.361	+1.265	8:59:14.265
5	50.594	+0.498	9:00:04.859
6	50.247	+0.151	9:00:55.106
7	50.337	+0.241	9:01:45.443
8	50.096		9:02:35.539
9	50.190	+0.094	9:03:25.729
10	50.403	+0.307	9:04:16.132

(11) Loris Zoia

1	52.371	+2.247	8:55:28.061
2	50.889	+0.765	8:56:18.950
3	50.349	+0.225	8:57:09.299
4	50.201	+0.077	8:57:59.500
5	54.650	+4.526	8:58:54.150
6	1:38.040	+47.916	9:00:32.190
7	50.848	+0.724	9:01:23.038
8	50.157	+0.033	9:02:13.195
9	50.124		9:03:03.319
10	50.167	+0.043	9:03:53.486
11	50.203	+0.079	9:04:43.689

(55) Mathias Rügsegger

1	52.284	+2.152	8:55:29.180
2	50.990	+0.858	8:56:20.170
3	50.792	+0.660	8:57:10.962
4	50.795	+0.663	8:58:01.757
5	50.796	+0.664	8:58:52.553
6	50.741	+0.609	8:59:43.294

Lap	Lap Tm	Diff	Time of Day
7	50.202	+0.070	9:00:33.496
8	50.132		9:01:23.628
9	50.302	+0.170	9:02:13.930
10	50.253	+0.121	9:03:04.183
11	54.392	+4.260	9:03:58.575

(64) Flavio Kempf

1	53.221	+2.943	8:55:34.009
2	52.676	+2.398	8:56:26.685
3	52.969	+2.691	8:57:19.654
4	50.873	+0.595	8:58:10.527
5	50.819	+0.541	8:59:01.346
6	51.297	+1.019	8:59:52.643
7	50.278		9:00:42.921
8	50.923	+0.645	9:01:33.844
9	51.713	+1.435	9:02:25.557
10	56.801	+6.523	9:03:22.358

(23) Philippe Pedarazzini

1	1:44.659	+54.276	8:56:42.779
2	51.377	+0.994	8:57:34.156
3	51.384	+1.001	8:58:25.540
4	50.752	+0.369	8:59:16.292
5	50.840	+0.457	9:00:07.132
6	50.407	+0.024	9:00:57.539
7	50.505	+0.122	9:01:48.044
8	50.383		9:02:38.427
9	55.094	+4.711	9:03:33.521

(94) Kevin Wälti

1	55.672	+4.934	8:55:59.612
2	51.848	+1.110	8:56:51.460
3	51.030	+0.292	8:57:42.490
4	50.976	+0.238	8:58:33.466
5	50.738		8:59:24.204
6	50.794	+0.056	9:00:14.998
7	50.891	+0.153	9:01:05.889
8	50.999	+0.261	9:01:56.888
9	50.812	+0.074	9:02:47.700
10	50.909	+0.171	9:03:38.609
11	50.821	+0.083	9:04:29.430

(17) Vincenzo Alvaro

1	1:07.833		8:56:05.550
---	-----------------	--	-------------



lista office



Schweizer Kart Meisterschaft 2013

X30 Challenge

Lévier 1,175 Km

Zeittraining

11.08.2013 09:47

Qualifying (6:00 Time) started at 9:49:31

Pos	No.	Name	Chassis/Engine	Entrant	Laps	Best Tm	Diff In Lap	km/h
1	46	Ramona Jetzer	Tony Kart/lame X30	Racing Ramona	6	48.887		86,526
2	22	Samuel Sätteli	Tony Kart/lame X30	RMW Motorsport	6	48.943	0.056	86,427
3	39	Pascal Von Allmen	Sodi Futura S2/lame X30	Berner Kart Racing Klub	7	49.007	0.120	86,314
4	35	Yannick Klaey	Birel/lame X30	Spirit Racing	6	49.065	0.178	86,212
5	42	Markus Engeli	Zanardi/lame X30	Engeli	7	49.224	0.337	85,934
6	30	Biagio Mancina	PCR/lame X30	Scuderia PCR	7	49.276	0.389	85,843
7	9	Raphael Wohlwend	Tony Kart/lame X30	Lugano Kart Team	6	49.312	0.425	85,780
8	3	Nico Brügger	Swiss Hutless/lame X30	Speed Racing	6	49.329	0.442	85,751
9	1	Max Altenheimer	Mach1/lame X30	Kartteam Meier	7	49.340	0.453	85,732
10	5	Fabienne Wohlwend	Zanardi/lame X30	Lugano Kart Team	6	49.367	0.480	85,685
11	94	Kevin Wälti	Swisscorse/lame X30	Keepcool Kart Racing Team	6	49.389	0.502	85,647
12	10	Nordström Linus	Swiss Hutless/lame X30	Speed Racing	5	49.433	0.546	85,570
13	88	Marylin Niederhauser	Tony Kart/lame X30	Berner Kart Racing Club	7	49.487	0.600	85,477
14	7	Fabian Hochstrasser	Birel/lame X30	Max Busslinger Motorsport	7	49.492	0.605	85,468
15	11	Loris Zoia	PCR/lame X30	Scuderia PCR Swiss	7	49.503	0.616	85,449
16	91	Alessandro Felber	Tony Kart/lame X30	Kart Club Thun Oberland	6	49.515	0.628	85,429
17	21	Patrick Näscher	Tony Kart/lame X30	Kart Club Lichtenstein	6	49.570	0.683	85,334
18	6	Louis Moser	Birel/lame X30	Spirit Racing	6	49.722	0.835	85,073
19	33	Yannic Walther	Exprit/lame X30	Yannic	6	49.805	0.918	84,931
20	55	Mathias Rüegegger	MAD/lame X30	Kart Klub Thun Oberland	6	49.850	0.963	84,855
21	64	Flavio Kempf	Tony Kart/lame X30	-	5	49.959	1.072	84,669
22	28	Yannic Perren	MAD/TM	Kart Club Thun Oberland	6	50.061	1.174	84,497
23	17	Vincenzo Alvaro	Swiss Hutless/lame X30	Swiss Hutless Karts				-

Not classified

DQ	23	Philippe Pedarazzini	OK1/lame X30	GSK	6	49.756		85,015
DQ	12	Yves Lanz	Tony Kart/lame X30	Lanz	6	49.779		84,976

Announcements

Driver 23 - Excluded for technical issue

Driver 12 - Excluded for technical issue



lista office



Schweizer Kart Meisterschaft 2013

X30 Challenge

Lévrier 1,175 Km

Zeittraining

11.08.2013 09:47

Qualifying (6:00 Time) started at 9:49:31

Lap	Lap Tm	Diff	Time of Day
(46) Ramona Jetzer			
1	50.992	+2.105	9:51:27.158
2	49.339	+0.452	9:52:16.497
3	49.054	+0.167	9:53:05.551
4	48.887		9:53:54.438
5	48.912	+0.025	9:54:43.350
6	58.669	+9.782	9:55:42.019

(22) Samuel Sätteli			
1	55.432	+6.489	9:51:47.759
2	49.569	+0.626	9:52:37.328
3	49.068	+0.125	9:53:26.396
4	48.943		9:54:15.339
5	49.000	+0.057	9:55:04.339
6	49.113	+0.170	9:55:53.452

(39) Pascal Von Allmen			
1	50.024	+1.017	9:51:12.991
2	49.407	+0.400	9:52:02.398
3	49.043	+0.036	9:52:51.441
4	49.053	+0.046	9:53:40.494
5	49.007		9:54:29.501
6	49.097	+0.090	9:55:18.598
7	53.377	+4.370	9:56:11.975

(35) Yannick Klauy			
1	1:00.631	+11.566	9:51:39.450
2	55.110	+6.045	9:52:34.560
3	49.383	+0.318	9:53:23.943
4	49.129	+0.064	9:54:13.072
5	49.065		9:55:02.137
6	49.129	+0.064	9:55:51.266

(42) Markus Engeli			
1	50.311	+1.087	9:51:16.666
2	49.598	+0.374	9:52:06.264
3	49.714	+0.490	9:52:55.978
4	49.510	+0.286	9:53:45.488
5	49.224		9:54:34.712
6	49.489	+0.265	9:55:24.201
7	49.456	+0.232	9:56:13.657

(30) Biagio Mancina			
1	50.363	+1.087	9:51:16.166
2	49.760	+0.484	9:52:05.926
3	49.466	+0.190	9:52:55.392
4	49.276		9:53:44.668
5	49.359	+0.083	9:54:34.027
6	49.357	+0.081	9:55:23.384
7	49.524	+0.248	9:56:12.908

(9) Raphael Wohlwend			
1	51.406	+2.094	9:51:33.111
2	49.624	+0.312	9:52:22.735
3	49.431	+0.119	9:53:12.166
4	49.312		9:54:01.478
5	49.362	+0.050	9:54:50.840
6	49.451	+0.139	9:55:40.291

(3) Nico Brügger			
1	51.198	+1.869	9:51:31.920
2	49.805	+0.476	9:52:21.725
3	49.392	+0.063	9:53:11.117
4	49.329		9:54:00.446
5	49.331	+0.002	9:54:49.777

(1) Max Altenheimer			
6	53.376	+4.047	9:55:43.153
1	51.073	+1.733	9:51:17.698
2	52.093	+2.753	9:52:09.791
3	49.340		9:52:59.131
4	49.556	+0.216	9:53:48.687
5	49.509	+0.169	9:54:38.196
6	50.602	+1.262	9:55:28.798
7	49.487	+0.147	9:56:18.285

(5) Fabienne Wohlwend			
1	51.078	+1.711	9:51:32.092
2	49.862	+0.495	9:52:21.954
3	49.597	+0.230	9:53:11.551
4	49.367		9:54:00.918
5	49.475	+0.108	9:54:50.393
6	49.595	+0.228	9:55:39.988

(94) Kevin Wältli			
1	52.979	+3.590	9:51:33.377
2	49.979	+0.590	9:52:23.356
3	49.800	+0.411	9:53:13.156
4	49.456	+0.067	9:54:02.612
5	49.444	+0.055	9:54:52.056
6	49.389		9:55:41.445

(10) Nordström Linus			
1	51.660	+2.227	9:52:48.307
2	49.933	+0.500	9:53:38.240
3	49.587	+0.154	9:54:27.827
4	49.433		9:55:17.260
5	53.701	+4.268	9:56:10.961

(88) Marylin Niederhauser			
1	51.019	+1.532	9:51:22.052
2	49.941	+0.454	9:52:11.993
3	49.614	+0.127	9:53:01.607
4	49.487		9:53:51.094
5	49.611	+0.124	9:54:40.705
6	49.640	+0.153	9:55:30.345
7	49.964	+0.477	9:56:20.309

(7) Fabian Hochstrasser			
1	50.656	+1.164	9:51:17.713
2	49.994	+0.502	9:52:07.707
3	49.751	+0.259	9:52:57.458
4	49.583	+0.091	9:53:47.041
5	49.492		9:54:36.533
6	49.589	+0.097	9:55:26.122
7	49.625	+0.133	9:56:15.747

(11) Loris Zoia			
1	50.632	+1.129	9:51:18.811
2	50.122	+0.619	9:52:08.933
3	49.827	+0.324	9:52:58.760
4	49.503		9:53:48.263
5	49.744	+0.241	9:54:38.007
6	49.628	+0.125	9:55:27.635
7	49.731	+0.228	9:56:17.366

(91) Alessandro Felber			
1	50.954	+1.439	9:51:25.263
2	49.730	+0.215	9:52:14.993
3	49.591	+0.076	9:53:04.584
4	50.655	+1.140	9:53:55.239

(21) Patrick Näscher			
5	49.515		9:54:44.754
6	49.719	+0.204	9:55:34.473

(6) Louis Moser			
1	50.679	+1.109	9:51:42.644
2	49.955	+0.385	9:52:32.599
3	49.577	+0.007	9:53:22.176
4	49.636	+0.066	9:54:11.812
5	49.570		9:55:01.382
6	49.775	+0.205	9:55:51.157

(33) Yannic Walther			
1	52.644	+2.839	9:51:27.129
2	50.404	+0.599	9:52:17.533
3	50.094	+0.289	9:53:07.627
4	50.087	+0.282	9:53:57.714
5	49.805		9:54:47.519
6	50.009	+0.204	9:55:37.528

(55) Mathias Rügsegger			
1	51.131	+1.281	9:51:27.870
2	50.062	+0.212	9:52:17.932
3	49.884	+0.034	9:53:07.816
4	51.268	+1.418	9:53:59.084
5	50.234	+0.384	9:54:49.318
6	49.850		9:55:39.168

(64) Flavio Kempf			
1	53.187	+3.228	9:51:35.552
2	49.959		9:52:25.511
3	51.027	+1.068	9:53:16.538
4	1:46.780	+56.821	9:55:03.318
5	52.163	+2.204	9:55:55.481

(28) Yannic Perren			
1	51.624	+1.563	9:51:34.699
2	50.560	+0.499	9:52:25.259
3	50.272	+0.211	9:53:15.531
4	50.122	+0.061	9:54:05.653
5	50.061		9:54:55.714
6	50.227	+0.166	9:55:45.941

(23) Philippe Pedarazzini			
1	51.566	+1.810	9:51:37.398
2	50.227	+0.471	9:52:27.625
3	49.935	+0.179	9:53:17.560
4	49.756		9:54:07.316
5	49.865	+0.109	9:54:57.181
6	49.839	+0.083	9:55:47.020

(12) Yves Lanz			
1	51.919	+2.140	9:51:29.276
2	50.290	+0.511	9:52:19.566
3	49.900	+0.121	9:53:09.466
4	49.822	+0.043	9:53:59.288
5	49.832	+0.053	9:54:49.120
6	49.779		9:55:38.899



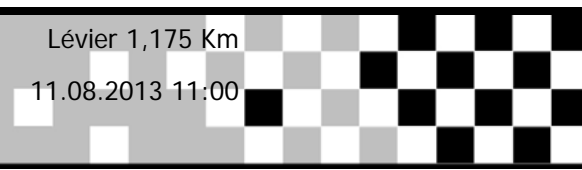
lista office **LO**



Schweizer Kart Meisterschaft 2013

X30 Challenge
Race 1
Race (15 Laps)

Lévier 1,175 Km
11.08.2013 11:00




13	49.779 12 Yves Lanz
12	25 17 Vincenzo Alvaro
11	23 49.959 64 Flavio Kempf
10	21 49.805 33 Yannic Walther
9	19 49.570 21 Patrick Näscher
8	17 49.503 11 Loris Zoia
7	15 49.487 88 Marylin Niederhauser
6	13 49.389 94 Kevin Wälti
5	11 49.340 1 Max Altenheimer
4	9 49.312 9 Raphael Wohlwend
3	7 49.224 42 Markus Engeli
2	5 49.007 39 Pascal Von Allmen
1	3 48.887 46 Ramona Jetzer

POLE POSITION 1

49.756 23 Philippe Pedarazzini
24 50.061 28 Yannic Perren
22 49.850 55 Mathias Rüegegger
20 49.722 6 Louis Moser
18 49.515 91 Alessandro Felber
16 49.492 7 Fabian Hochstrasser
14 49.433 10 Nordström Linus
12 49.367 5 Fabienne Wohlwend
10 49.329 3 Nico Brügger
8 49.276 30 Biagio Mancina
6 49.065 35 Yannick Klaey
4 48.943 22 Samuel Sätteli

2





lista office



Schweizer Kart Meisterschaft 2013

X30 Challenge

Lévrier 1,175 Km

Race 1

11.08.2013 11:00

Race (15 Laps) started at 13:33:10

Pos	No.	Name	Chassis/Engine	Entrant	Total Tm	Laps	Diff	Best Tm	Ø km/h	Points
1	39	Pascal Von Allmen	Sodi Futura S2/lame X30	Berner Kart Racing Klub	12:24.992	15		49.389	85,169	20
2	35	Yannick Klaey	Birel/lame X30	Spirit Racing	12:26.492	15	1.500	49.346	84,998	17
3	42	Markus Engeli	Zanardi/lame X30	Engeli	12:30.284	15	5.292	49.658	84,568	15
4	30	Biagio Mancina	PCR/lame X30	Scuderia PCR	12:30.467	15	5.475	49.615	84,547	13
5	3	Nico Brügger	Swiss Hutless/lame X30	Speed Racing	12:31.254	15	6.262	49.679	84,459	11
6	9	Raphael Wohlwend	Tony Kart/lame X30	Lugano Kart Team	12:32.066	15	7.074	49.736	84,368	10
7	91	Alessandro Felber	Tony Kart/lame X30	Kart Club Thun Oberland	12:34.762	15	9.770	49.778	84,066	9
8	55	Mathias Rügsegger	MAD/lame X30	Kart Klub Thun Oberland	12:35.621	15	10.629	49.772	83,971	8
9	17	Vincenzo Alvaro	Swiss Hutless/lame X30	Swiss Hutless Karts	12:35.621	15	10.629	49.373	83,971	7
10	12	Yves Lanz	Tony Kart/lame X30	Lanz	12:36.585	15	11.593	49.699	83,864	6
11	21	Patrick Näscher	Tony Kart/lame X30	Kart Club Lichtenstein	12:37.476	15	12.484	49.963	83,765	5
12	64	Flavio Kempf	Tony Kart/lame X30	-	12:37.596	15	12.604	49.641	83,752	4
13	11	Loris Zoia	PCR/lame X30	Scuderia PCR Swiss	12:40.121	15	15.129	49.953	83,474	3
14	6	Louis Moser	Birel/lame X30	Spirit Racing	12:40.338	15	15.346	49.829	83,450	2
15	33	Yannic Walther	Exprit/lame X30	Yannic	12:41.483	15	16.491	49.934	83,324	1
16	23	Philippe Pedarazzini	OK1/lame X30	GSK	12:44.197	15	19.205	50.278	83,028	0
17	1	Max Altenheimer	Mach1/lame X30	Kartteam Meier	12:44.265	15	19.273	49.684	83,021	0
Not classified (60% = 9 Laps)										
7		Fabian Hochstrasser	Birel/lame X30	Max Busslinger Motorsport	5:51.475	6	9 Laps	49.672	72,210	0
10		Nordström Linus	Swiss Hutless/lame X30	Speed Racing	4:13.086	5	10 Laps	49.963	83,568	0
94		Kevin Wälti	Swisscorse/lame X30	Keepcool Kart Racing Team	4:14.362	5	10 Laps	49.926	83,149	0
22		Samuel Sätteli	Tony Kart/lame X30	RMW Motorsport	1:41.088	2	13 Laps	49.594	83,689	0
5		Fabienne Wohlwend	Zanardi/lame X30	Lugano Kart Team	2:21.007	2	13 Laps	52.263	59,997	0
46		Ramona Jetzer	Tony Kart/lame X30	Racing Ramona					-	0
88		Marylin Niederhauser	Tony Kart/lame X30	Berner Kart Racing Club					-	0
DQ	28	Yannic Perren	MAD/TM	Kart Club Thun Oberland	12:44.095	15	DQ	50.342	83,039	0

Announcements

Driver 28 - Excluded for technical issue

Margin of Victory	Ø km/h	Best Lap Tm	km/h	Best Lap by
1.500	85,169	49.346	85,721	35 - Yannick Klaey

Official Timing www.motorsport-events.se / www.rgmmc.com

Orbits

Timekeeping James Geidel:

Rennleiter Paul Egli:

www.mylaps.com

Sportkommissar Alain Tissot:

Rennbüro:

Licensed to: Motorsport Events

Printed: 11.08.2013 14:13:54



lista office



Schweizer Kart Meisterschaft 2013

X30 Challenge

Lévrier 1,175 Km

Race 1

11.08.2013 11:00

Race (15 Laps) started at 13:33:10

Lap	Lap Tm	Diff	Time of Day
(39) Pascal Von Allmen			
1	51.779	+2.390	13:34:02.584
2	49.670	+0.281	13:34:52.254
3	49.541	+0.152	13:35:41.795
4	49.438	+0.049	13:36:31.233
5	49.511	+0.122	13:37:20.744
6	49.455	+0.066	13:38:10.199
7	49.500	+0.111	13:38:59.699
8	49.520	+0.131	13:39:49.219
9	49.389		13:40:38.608
10	49.402	+0.013	13:41:28.010
11	49.438	+0.049	13:42:17.448
12	49.538	+0.149	13:43:06.986
13	49.571	+0.182	13:43:56.557
14	49.613	+0.224	13:44:46.170
15	49.565	+0.176	13:45:35.735

Lap	Lap Tm	Diff	Time of Day
(35) Yannick Klaey			
1	51.986	+2.640	13:34:02.834
2	50.071	+0.725	13:34:52.905
3	49.824	+0.478	13:35:42.729
4	49.846	+0.500	13:36:32.575
5	49.698	+0.352	13:37:22.273
6	49.413	+0.067	13:38:11.686
7	49.487	+0.141	13:39:01.173
8	49.490	+0.144	13:39:50.663
9	49.346		13:40:40.009
10	49.386	+0.040	13:41:29.395
11	49.379	+0.033	13:42:18.774
12	49.618	+0.272	13:43:08.392
13	49.580	+0.234	13:43:57.972
14	49.578	+0.232	13:44:47.550
15	49.685	+0.339	13:45:37.235

Lap	Lap Tm	Diff	Time of Day
(42) Markus Engeli			
1	52.202	+2.544	13:34:03.128
2	50.331	+0.673	13:34:53.459
3	49.898	+0.240	13:35:43.357
4	49.753	+0.095	13:36:33.110
5	49.658		13:37:22.768
6	49.838	+0.180	13:38:12.606
7	49.715	+0.057	13:39:02.321
8	49.770	+0.112	13:39:52.091
9	49.777	+0.119	13:40:41.868
10	49.747	+0.089	13:41:31.615
11	49.955	+0.297	13:42:21.570
12	49.795	+0.137	13:43:11.365
13	49.862	+0.204	13:44:01.227
14	49.725	+0.067	13:44:50.952
15	50.075	+0.417	13:45:41.027

Lap	Lap Tm	Diff	Time of Day
(30) Biagio Mancina			
1	51.643	+2.028	13:34:02.617
2	50.082	+0.467	13:34:52.699
3	49.933	+0.318	13:35:42.632
4	49.900	+0.285	13:36:32.532
5	50.633	+1.018	13:37:23.165
6	49.662	+0.047	13:38:12.827
7	49.742	+0.127	13:39:02.569
8	49.811	+0.196	13:39:52.380
9	49.921	+0.306	13:40:42.301
10	49.615		13:41:31.916
11	49.807	+0.192	13:42:21.723
12	49.829	+0.214	13:43:11.552
13	49.906	+0.291	13:44:01.458

Lap	Lap Tm	Diff	Time of Day
14	49.770	+0.155	13:44:51.228
15	49.982	+0.367	13:45:41.210

Lap	Lap Tm	Diff	Time of Day
(3) Nico Brügger			
1	52.451	+2.772	13:34:03.406
2	49.973	+0.294	13:34:53.379
3	49.895	+0.216	13:35:43.274
4	50.243	+0.564	13:36:33.517
5	49.850	+0.171	13:37:23.367
6	49.815	+0.136	13:38:13.182
7	49.779	+0.100	13:39:02.961
8	49.679		13:39:52.640
9	49.916	+0.237	13:40:42.556
10	49.827	+0.148	13:41:32.383
11	49.779	+0.100	13:42:22.162
12	49.822	+0.143	13:43:11.984
13	50.007	+0.328	13:44:01.991
14	49.827	+0.148	13:44:51.818
15	50.179	+0.500	13:45:41.997

Lap	Lap Tm	Diff	Time of Day
(9) Raphael Wohlwend			
1	52.809	+3.073	13:34:03.876
2	50.210	+0.474	13:34:54.086
3	49.923	+0.187	13:35:44.009
4	50.035	+0.299	13:36:34.044
5	49.859	+0.123	13:37:23.903
6	50.275	+0.539	13:38:14.178
7	49.775	+0.039	13:39:03.953
8	49.802	+0.066	13:39:53.755
9	49.986	+0.250	13:40:43.741
10	49.736		13:41:33.477
11	49.971	+0.235	13:42:23.448
12	49.820	+0.084	13:43:13.268
13	49.788	+0.052	13:44:03.056
14	49.935	+0.199	13:44:52.991
15	49.818	+0.082	13:45:42.809

Lap	Lap Tm	Diff	Time of Day
(91) Alessandro Felber			
1	53.741	+3.963	13:34:05.399
2	50.540	+0.762	13:34:55.939
3	50.053	+0.275	13:35:45.992
4	49.778		13:36:35.770
5	50.006	+0.228	13:37:25.776
6	50.060	+0.282	13:38:15.836
7	49.994	+0.216	13:39:05.830
8	49.923	+0.145	13:39:55.753
9	50.007	+0.229	13:40:45.760
10	49.855	+0.077	13:41:35.615
11	49.840	+0.062	13:42:25.455
12	49.904	+0.126	13:43:15.359
13	50.154	+0.376	13:44:05.513
14	50.027	+0.249	13:44:55.540
15	49.965	+0.187	13:45:45.505

Lap	Lap Tm	Diff	Time of Day
(55) Mathias Rügsegger			
1	52.885	+3.113	13:34:04.603
2	50.085	+0.313	13:34:54.688
3	50.013	+0.241	13:35:44.701
4	49.958	+0.186	13:36:34.659
5	49.772		13:37:24.431
6	50.283	+0.511	13:38:14.714
7	49.968	+0.196	13:39:04.682
8	50.289	+0.517	13:39:54.971
9	49.994	+0.222	13:40:44.965
10	50.007	+0.235	13:41:34.972
11	50.000	+0.228	13:42:24.972

Lap	Lap Tm	Diff	Time of Day
12	50.153	+0.381	13:43:15.125
13	50.446	+0.674	13:44:05.571
14	50.534	+0.762	13:44:56.105
15	50.259	+0.487	13:45:46.364

Lap	Lap Tm	Diff	Time of Day
(17) Vincenzo Alvaro			
1	58.607	+9.234	13:34:10.772
2	49.661	+0.288	13:35:00.433
3	49.466	+0.093	13:35:49.899
4	49.536	+0.163	13:36:39.435
5	49.924	+0.551	13:37:29.359
6	49.642	+0.269	13:38:19.001
7	50.315	+0.942	13:39:09.316
8	49.880	+0.507	13:39:59.196
9	49.373		13:40:48.569
10	49.425	+0.052	13:41:37.994
11	49.889	+0.516	13:42:27.883
12	49.793	+0.420	13:43:17.676
13	49.560	+0.187	13:44:07.236
14	49.539	+0.166	13:44:56.775
15	49.589	+0.216	13:45:46.364

Lap	Lap Tm	Diff	Time of Day
(12) Yves Lanz			
1	53.600	+3.901	13:34:06.000
2	50.870	+1.171	13:34:56.870
3	49.960	+0.261	13:35:46.830
4	49.941	+0.242	13:36:36.771
5	49.833	+0.134	13:37:26.604
6	50.267	+0.568	13:38:16.871
7	50.013	+0.314	13:39:06.884
8	50.390	+0.691	13:39:57.274
9	50.467	+0.768	13:40:47.741
10	49.699		13:41:37.440
11	49.737	+0.038	13:42:27.177
12	50.182	+0.483	13:43:17.359
13	49.873	+0.174	13:44:07.232
14	50.074	+0.375	13:44:57.306
15	50.022	+0.323	13:45:47.328

Lap	Lap Tm	Diff	Time of Day
(21) Patrick Näscher			
1	53.667	+3.704	13:34:05.214
2	50.425	+0.462	13:34:55.639
3	49.963		13:35:45.602
4	50.283	+0.320	13:36:35.885
5	50.254	+0.291	13:37:26.139
6	50.205	+0.242	13:38:16.344
7	50.188	+0.225	13:39:06.532
8	50.400	+0.437	13:39:56.932
9	50.098	+0.135	13:40:47.030
10	49.982	+0.019	13:41:37.012
11	49.972	+0.009	13:42:26.984
12	50.636	+0.673	13:43:17.620
13	50.331	+0.368	13:44:07.951
14	50.003	+0.040	13:44:57.954
15	50.265	+0.302	13:45:48.219

Lap	Lap Tm	Diff	Time of Day
(64) Flavio Kempf			
1	53.495	+3.854	13:34:05.501
2	50.923	+1.282	13:34:56.424
3	49.748	+0.107	13:35:46.172
4	49.900	+0.259	13:36:36.072
5	50.191	+0.550	13:37:26.263
6	50.306	+0.665	13:38:16.569
7	50.082	+0.441	13:39:06.651
8	50.412	+0.771	13:39:57.063
9	51.027	+1.386	13:40:48.090





Schweizer Kart Meisterschaft 2013

X30 Challenge

Lévrier 1,175 Km

Race 1

11.08.2013 11:00

Race (15 Laps) started at 13:33:10

Lap	Lap Tm	Diff	Time of Day
10	49.641		13:41:37.731
11	50.538	+0.897	13:42:28.269
12	49.924	+0.283	13:43:18.193
13	49.817	+0.176	13:44:08.010
14	50.025	+0.384	13:44:58.035
15	50.304	+0.663	13:45:48.339

(11) Loris Zoia

1	53.604	+3.651	13:34:05.006
2	50.240	+0.287	13:34:55.246
3	50.203	+0.250	13:35:45.449
4	49.953		13:36:35.402
5	50.269	+0.316	13:37:25.671
6	50.462	+0.509	13:38:16.133
7	50.358	+0.405	13:39:06.491
8	51.369	+1.416	13:39:57.860
9	50.642	+0.689	13:40:48.502
10	50.513	+0.560	13:41:39.015
11	50.326	+0.373	13:42:29.341
12	50.393	+0.440	13:43:19.734
13	50.178	+0.225	13:44:09.912
14	50.337	+0.384	13:45:00.249
15	50.615	+0.662	13:45:50.864

(6) Louis Moser

1	54.495	+4.666	13:34:06.318
2	51.269	+1.440	13:34:57.587
3	50.395	+0.566	13:35:47.982
4	50.191	+0.362	13:36:38.173
5	50.519	+0.690	13:37:28.692
6	50.148	+0.319	13:38:18.840
7	50.452	+0.623	13:39:09.292
8	51.172	+1.343	13:40:00.464
9	50.196	+0.367	13:40:50.660
10	50.116	+0.287	13:41:40.776
11	49.919	+0.090	13:42:30.695
12	49.956	+0.127	13:43:20.651
13	49.998	+0.169	13:44:10.649
14	49.829		13:45:00.478
15	50.603	+0.774	13:45:51.081

(33) Yannic Walther

1	54.471	+4.537	13:34:06.553
2	51.477	+1.543	13:34:58.030
3	50.813	+0.879	13:35:48.843
4	50.450	+0.516	13:36:39.293
5	49.934		13:37:29.227
6	50.454	+0.520	13:38:19.681
7	50.191	+0.257	13:39:09.872
8	50.848	+0.914	13:40:00.720
9	50.251	+0.317	13:40:50.971
10	50.083	+0.149	13:41:41.054
11	50.039	+0.105	13:42:31.093
12	50.459	+0.525	13:43:21.552
13	50.315	+0.381	13:44:11.867
14	50.133	+0.199	13:45:02.000
15	50.226	+0.292	13:45:52.226

(28) Yannic Perren

1	53.202	+2.860	13:34:05.150
2	51.862	+1.520	13:34:57.012
3	50.518	+0.176	13:35:47.530
4	50.342		13:36:37.872
5	50.390	+0.048	13:37:28.262
6	50.510	+0.168	13:38:18.772
7	51.652	+1.310	13:39:10.424

Lap	Lap Tm	Diff	Time of Day
8	50.860	+0.518	13:40:01.284
9	50.465	+0.123	13:40:51.749
10	50.413	+0.071	13:41:42.162
11	50.440	+0.098	13:42:32.602
12	50.506	+0.164	13:43:23.108
13	50.466	+0.124	13:44:13.574
14	50.547	+0.205	13:45:04.121
15	50.717	+0.375	13:45:54.838

(23) Philippe Pedarazzini

1	53.743	+3.465	13:34:05.838
2	51.617	+1.339	13:34:57.455
3	51.250	+0.972	13:35:48.705
4	50.575	+0.297	13:36:39.280
5	51.236	+0.958	13:37:30.516
6	50.476	+0.198	13:38:20.992
7	50.430	+0.152	13:39:11.422
8	50.278		13:40:01.700
9	50.327	+0.049	13:40:52.027
10	50.458	+0.180	13:41:42.485
11	50.401	+0.123	13:42:32.886
12	50.408	+0.130	13:43:23.294
13	50.400	+0.122	13:44:13.694
14	50.621	+0.343	13:45:04.315
15	50.625	+0.347	13:45:54.940

(1) Max Altenheimer

1	1:05.708	+16.024	13:34:16.897
2	49.939	+0.255	13:35:06.836
3	49.744	+0.060	13:35:56.580
4	49.851	+0.167	13:36:46.431
5	50.057	+0.373	13:37:36.488
6	49.899	+0.215	13:38:26.387
7	49.966	+0.282	13:39:16.353
8	50.028	+0.344	13:40:06.381
9	49.884	+0.200	13:40:56.265
10	49.684		13:41:45.949
11	49.789	+0.105	13:42:35.738
12	49.810	+0.126	13:43:25.548
13	49.739	+0.055	13:44:15.287
14	49.811	+0.127	13:45:05.098
15	49.910	+0.226	13:45:55.008

(7) Fabian Hochstrasser

1	53.427	+3.755	13:34:04.841
2	49.986	+0.314	13:34:54.827
3	50.355	+0.683	13:35:45.182
4	49.929	+0.257	13:36:35.111
5	49.672		13:37:24.783
6	1:37.435	+47.763	13:39:02.218


(10) Nordström Linus

1	52.454	+2.491	13:34:03.756
2	50.070	+0.107	13:34:53.826
3	49.963		13:35:43.789
4	49.968	+0.005	13:36:33.757
5	50.072	+0.109	13:37:23.829

(94) Kevin Wälti

1	52.781	+2.855	13:34:04.058
2	50.407	+0.481	13:34:54.465
3	50.536	+0.610	13:35:45.001
4	50.178	+0.252	13:36:35.179
5	49.926		13:37:25.105

(22) Samuel Sätteli






lista office



Schweizer Kart Meisterschaft 2013

X30 Challenge
Race 2
Race (15 Laps)


Lévier 1,175 Km
11.08.2013 14:10



13	28 Yannic Perren
	25
12	46 Ramona Jetzer
	23
11	22 Samuel Sätteli
	21
10	10 Nordström Linus
	19
9	1 Max Altenheimer
	17
8	33 Yannic Walther
	15
7	11 Loris Zoia
	13
6	21 Patrick Näscher
	11
5	17 Vincenzo Alvaro
	9
4	91 Alessandro Felber
	7
3	3 Nico Brügger
	5
2	42 Markus Engeli
	3
1	39 Pascal Von Allmen
	1

POLE POSITION 1

88 Marilyn Niederhauser
24
5 Fabienne Wohlwend
22
94 Kevin Wälti
20
7 Fabian Hochstrasser
18
23 Philippe Pedarazzini
16
6 Louis Moser
14
64 Flavio Kempf
12
12 Yves Lanz
10
55 Mathias Rügsegger
8
9 Raphael Wohlwend
6
30 Biagio Mancina
4
35 Yannick Klaey
2





lista office



Schweizer Kart Meisterschaft 2013

X30 Challenge

Lévrier 1,175 Km

Race 2

11.08.2013 14:10

Race (15 Laps) started at 14:57:49

Pos	No.	Name	Chassis/Engine	Entrant	Total Tm	Laps	Diff	Best Tm	Ø km/h	Points
1	39	Pascal Von Allmen	Sodi Futura S2/lame X30	Berner Kart Racing Klub	13:04.569	15		49.587	80,872	20
2	17	Vincenzo Alvaro	Swiss Hutless/lame X30	Swiss Hutless Karts	13:09.449	15	4.880	49.309	80,373	17
3	30	Biagio Mancina	PCR/lame X30	Scuderia PCR	13:09.453	15	4.884	49.791	80,372	15
4	22	Samuel Satteli	Tony Kart/lame X30	RMW Motorsport	13:12.918	15	8.349	49.323	80,021	13
5	35	Yannick Klaey	Birel/lame X30	Spirit Racing	13:13.523	15	8.954	49.655	79,960	11
6	42	Markus Engeli	Zanardi/lame X30	Engeli	13:14.076	15	9.507	49.775	79,904	10
7	5	Fabienne Wohlwend	Zanardi/lame X30	Lugano Kart Team	13:14.380	15	9.811	49.749	79,874	9
8	64	Flavio Kempf	Tony Kart/lame X30	-	13:14.645	15	10.076	49.817	79,847	8
9	9	Raphael Wohlwend	Tony Kart/lame X30	Lugano Kart Team	13:17.751	15	13.182	50.011	79,536	7
10	6	Louis Moser	Birel/lame X30	Spirit Racing	13:18.048	15	13.479	50.057	79,506	6
11	88	Marylin Niederhauser	Tony Kart/lame X30	Berner Kart Racing Club	13:18.738	15	14.169	49.899	79,438	5
12	12	Yves Lanz	Tony Kart/lame X30	Lanz	13:19.035	15	14.466	49.709	79,408	4
13	7	Fabian Hochstrasser	Birel/lame X30	Max Busslinger Motorsport	13:19.688	15	15.119	49.987	79,343	3
14	21	Patrick Näscher	Tony Kart/lame X30	Kart Club Lichtenstein	13:20.372	15	15.803	50.085	79,276	2
15	23	Philippe Pedarazzini	OK1/lame X30	GSK	13:20.483	15	15.914	49.884	79,265	1
16	33	Yannic Walther	Exprit/lame X30	Yannic	13:20.881	15	16.312	49.851	79,225	0
17	11	Loris Zoia	PCR/lame X30	Scuderia PCR Swiss	13:23.605	15	19.036	50.479	78,957	0
18	28	Yannic Perren	MAD/TM	Kart Club Thun Oberland	13:27.019	15	22.450	50.645	78,623	0
19	91	Alessandro Felber	Tony Kart/lame X30	Kart Club Thun Oberland	11:31.691	13	2 Laps	49.914	79,501	0
20	3	Nico Brügger	Swiss Hutless/lame X30	Speed Racing	11:32.553	13	2 Laps	49.982	79,402	0
21	1	Max Altenheimer	Mach1/lame X30	Kartteam Meier	9:57.518	11	4 Laps	49.897	77,872	0
22	10	Nordström Linus	Swiss Hutless/lame X30	Speed Racing	9:57.771	11	4 Laps	50.046	77,839	0
23	55	Mathias Rüeeggsegger	MAD/lame X30	Kart Klub Thun Oberland	9:04.233	10	5 Laps	50.041	77,724	0
Not classified (60% = 9 Laps)										
94	Kevin Wälti	Swisscorse/lame X30	Keepcool Kart Racing Team						-	0
46	Ramona Jetzer	Tony Kart/lame X30	Racing Ramona						-	0

Margin of Victory	Ø km/h	Best Lap Tm	km/h	Best Lap by
4.880	80,872	49.309	85,786	17 - Vincenzo Alvaro

Official Timing www.motorsport-events.se / www.rgmmc.com

Orbits

Timekeeping James Geidel:

Rennleiter Paul Egli:

www.mylaps.com

Sportkommissar Alain Tissot:

Rennbüro:

Licensed to: Motorsport Events

Printed: 11.08.2013 15:13:11



lista office



Schweizer Kart Meisterschaft 2013

X30 Challenge

Lévrier 1,175 Km

Race 2

11.08.2013 14:10

Race (15 Laps) started at 14:57:49

Lap	Lap Tm	Diff	Time of Day
(39) Pascal Von Allmen			
1	51.003	+1.416	14:59:17.856
2	49.978	+0.391	15:00:07.834
3	49.719	+0.132	15:00:57.553
4	49.708	+0.121	15:01:47.261
5	49.773	+0.186	15:02:37.034
6	49.722	+0.135	15:03:26.756
7	49.588	+0.001	15:04:16.344
8	49.587		15:05:05.931
9	49.603	+0.016	15:05:55.534
10	49.623	+0.036	15:06:45.157
11	49.770	+0.183	15:07:34.927
12	49.750	+0.163	15:08:24.677
13	49.742	+0.155	15:09:14.419
14	49.633	+0.046	15:10:04.052
15	49.795	+0.208	15:10:53.847

Lap	Lap Tm	Diff	Time of Day
(17) Vincenzo Alvaro			
1	52.363	+3.054	14:59:19.667
2	51.311	+2.002	15:00:10.978
3	49.973	+0.664	15:01:00.951
4	50.091	+0.782	15:01:51.042
5	50.048	+0.739	15:02:41.090
6	49.960	+0.651	15:03:31.050
7	50.162	+0.853	15:04:21.212
8	49.819	+0.510	15:05:11.031
9	49.591	+0.282	15:06:00.622
10	50.111	+0.802	15:06:50.733
11	50.092	+0.783	15:07:40.825
12	49.590	+0.281	15:08:30.415
13	49.449	+0.140	15:09:19.864
14	49.309		15:10:09.173
15	49.554	+0.245	15:10:58.727

Lap	Lap Tm	Diff	Time of Day
(30) Biagio Mancina			
1	51.728	+1.937	14:59:18.802
2	50.456	+0.665	15:00:09.258
3	50.267	+0.476	15:00:59.525
4	49.981	+0.190	15:01:49.506
5	49.996	+0.205	15:02:39.502
6	49.978	+0.187	15:03:29.480
7	49.930	+0.139	15:04:19.410
8	49.791		15:05:09.201
9	49.872	+0.081	15:05:59.073
10	49.989	+0.198	15:06:49.062
11	49.939	+0.148	15:07:39.001
12	49.965	+0.174	15:08:28.966
13	49.931	+0.140	15:09:18.897
14	49.949	+0.158	15:10:08.846
15	49.885	+0.094	15:10:58.731

Lap	Lap Tm	Diff	Time of Day
(22) Samuel Sätteli			
1	54.641	+5.318	14:59:22.976
2	50.879	+1.556	15:00:13.855
3	50.697	+1.374	15:01:04.552
4	50.218	+0.895	15:01:54.770
5	50.067	+0.744	15:02:44.837
6	49.731	+0.408	15:03:34.568
7	49.574	+0.251	15:04:24.142
8	49.607	+0.284	15:05:13.749
9	49.432	+0.109	15:06:03.181
10	50.147	+0.824	15:06:53.328
11	50.006	+0.683	15:07:43.334
12	49.540	+0.217	15:08:32.874
13	49.323		15:09:22.197

Lap	Lap Tm	Diff	Time of Day
14	50.376	+1.053	15:10:12.573
15	49.623	+0.300	15:11:02.196

Lap	Lap Tm	Diff	Time of Day
(35) Yannick Kläy			
1	52.511	+2.856	14:59:19.495
2	51.087	+1.432	15:00:10.582
3	50.190	+0.535	15:01:00.772
4	50.149	+0.494	15:01:50.921
5	49.964	+0.309	15:02:40.885
6	50.103	+0.448	15:03:30.988
7	50.155	+0.500	15:04:21.143
8	50.207	+0.552	15:05:11.350
9	49.888	+0.233	15:06:01.238
10	50.047	+0.392	15:06:51.285
11	49.977	+0.322	15:07:41.262
12	49.945	+0.290	15:08:31.207
13	49.842	+0.187	15:09:21.049
14	52.097	+2.442	15:10:13.146
15	49.655		15:11:02.801

Lap	Lap Tm	Diff	Time of Day
(42) Markus Engeli			
1	51.860	+2.085	14:59:18.837
2	50.468	+0.693	15:00:09.305
3	51.286	+1.511	15:01:00.591
4	50.169	+0.394	15:01:50.760
5	50.839	+1.064	15:02:41.599
6	49.838	+0.063	15:03:31.437
7	50.106	+0.331	15:04:21.543
8	50.089	+0.314	15:05:11.632
9	49.890	+0.115	15:06:01.522
10	50.443	+0.668	15:06:51.965
11	50.250	+0.475	15:07:42.215
12	49.775		15:08:31.990
13	50.347	+0.572	15:09:22.337
14	50.978	+1.203	15:10:13.315
15	50.039	+0.264	15:11:03.354

Lap	Lap Tm	Diff	Time of Day
(5) Fabienne Wohlwend			
1	53.643	+3.894	14:59:22.069
2	50.497	+0.748	15:00:12.566
3	50.446	+0.697	15:01:03.012
4	49.760	+0.011	15:01:52.772
5	50.536	+0.787	15:02:43.308
6	49.950	+0.201	15:03:33.258
7	49.909	+0.160	15:04:23.167
8	49.749		15:05:12.916
9	49.957	+0.208	15:06:02.873
10	50.315	+0.566	15:06:53.188
11	50.079	+0.330	15:07:43.267
12	50.001	+0.252	15:08:33.268
13	49.844	+0.095	15:09:23.112
14	50.507	+0.758	15:10:13.619
15	50.039	+0.290	15:11:03.658

Lap	Lap Tm	Diff	Time of Day
(64) Flavio Kempf			
1	53.365	+3.548	14:59:21.100
2	50.625	+0.808	15:00:11.725
3	50.351	+0.534	15:01:02.076
4	49.985	+0.168	15:01:52.061
5	50.111	+0.294	15:02:42.172
6	50.057	+0.240	15:03:32.229
7	50.116	+0.299	15:04:22.345
8	50.072	+0.255	15:05:12.417
9	50.543	+0.726	15:06:02.960
10	50.728	+0.911	15:06:53.688
11	50.007	+0.190	15:07:43.695

Lap	Lap Tm	Diff	Time of Day
12	49.945	+0.128	15:08:33.640
13	49.817		15:09:23.457
14	50.214	+0.397	15:10:13.671
15	50.252	+0.435	15:11:03.923

Lap	Lap Tm	Diff	Time of Day
(9) Raphael Wohlwend			
1	53.805	+3.794	14:59:21.049
2	50.860	+0.849	15:00:11.909
3	51.464	+1.453	15:01:03.373
4	50.202	+0.191	15:01:53.575
5	50.352	+0.341	15:02:43.927
6	50.222	+0.211	15:03:34.149
7	50.327	+0.316	15:04:24.476
8	50.144	+0.133	15:05:14.620
9	50.011		15:06:04.631
10	50.371	+0.360	15:06:55.002
11	50.718	+0.707	15:07:45.720
12	50.450	+0.439	15:08:36.170
13	50.259	+0.248	15:09:26.429
14	50.420	+0.409	15:10:16.849
15	50.180	+0.169	15:11:07.029

Lap	Lap Tm	Diff	Time of Day
(6) Louis Moser			
1	53.795	+3.738	14:59:21.734
2	51.090	+1.033	15:00:12.824
3	50.782	+0.725	15:01:03.606
4	50.317	+0.260	15:01:53.923
5	50.423	+0.366	15:02:44.346
6	50.408	+0.351	15:03:34.754
7	50.162	+0.105	15:04:24.916
8	50.057		15:05:14.973
9	50.060	+0.003	15:06:05.033
10	50.169	+0.112	15:06:55.202
11	50.718	+0.661	15:07:45.920
12	50.730	+0.673	15:08:36.650
13	50.099	+0.042	15:09:26.749
14	50.496	+0.439	15:10:17.245
15	50.081	+0.024	15:11:07.326

Lap	Lap Tm	Diff	Time of Day
(88) Marilyn Niederhauser			
1	54.984	+5.085	14:59:23.635
2	50.283	+0.384	15:00:13.918
3	50.762	+0.863	15:01:04.680
4	51.382	+1.483	15:01:56.062
5	50.378	+0.479	15:02:46.440
6	49.971	+0.072	15:03:36.411
7	50.376	+0.477	15:04:26.787
8	50.281	+0.382	15:05:17.068
9	50.568	+0.669	15:06:07.636
10	49.930	+0.031	15:06:57.566
11	50.204	+0.305	15:07:47.770
12	50.172	+0.273	15:08:37.942
13	49.899		15:09:27.841
14	50.140	+0.241	15:10:17.981
15	50.035	+0.136	15:11:08.016

Lap	Lap Tm	Diff	Time of Day
(12) Yves Lanz			
1	53.406	+3.697	14:59:20.883
2	50.606	+0.897	15:00:11.489
3	51.132	+1.423	15:01:02.621
4	50.010	+0.301	15:01:52.631
5	50.538	+0.829	15:02:43.169
6	50.387	+0.678	15:03:33.556
7	50.129	+0.420	15:04:23.685
8	49.915	+0.206	15:05:13.600
9	50.167	+0.458	15:06:03.767





Schweizer Kart Meisterschaft 2013

X30 Challenge

Lévrier 1,175 Km

Race 2

11.08.2013 14:10

Race (15 Laps) started at 14:57:49

Lap	Lap Tm	Diff	Time of Day
10	50.323	+0.614	15:06:54.090
11	51.738	+2.029	15:07:45.828
12	51.469	+1.760	15:08:37.297
13	50.719	+1.010	15:09:28.016
14	50.588	+0.879	15:10:18.604
15	49.709		15:11:08.313

(7) Fabian Hochstrasser

1	55.274	+5.287	14:59:23.585
2	50.960	+0.973	15:00:14.545
3	50.449	+0.462	15:01:04.994
4	50.669	+0.682	15:01:55.663
5	49.989	+0.002	15:02:45.652
6	50.181	+0.194	15:03:35.833
7	50.437	+0.450	15:04:26.270
8	50.680	+0.693	15:05:16.950
9	50.255	+0.268	15:06:07.205
10	49.987		15:06:57.192
11	50.474	+0.487	15:07:47.666
12	50.495	+0.508	15:08:38.161
13	50.111	+0.124	15:09:28.272
14	50.627	+0.640	15:10:18.899
15	50.067	+0.080	15:11:08.966

(21) Patrick Näscher

1	53.754	+3.669	14:59:21.242
2	50.817	+0.732	15:00:12.059
3	51.026	+0.941	15:01:03.085
4	50.326	+0.241	15:01:53.411
5	50.302	+0.217	15:02:43.713
6	50.160	+0.075	15:03:33.873
7	50.117	+0.032	15:04:23.990
8	50.322	+0.237	15:05:14.312
9	50.085		15:06:04.397
10	50.217	+0.132	15:06:54.614
11	53.098	+3.013	15:07:47.712
12	50.972	+0.887	15:08:38.684
13	50.187	+0.102	15:09:28.871
14	50.415	+0.330	15:10:19.286
15	50.364	+0.279	15:11:09.650

(23) Philippe Pedarazzini

1	54.054	+4.170	14:59:22.203
2	51.190	+1.306	15:00:13.393
3	51.000	+1.116	15:01:04.393
4	51.180	+1.296	15:01:55.573
5	51.359	+1.475	15:02:46.932
6	50.428	+0.544	15:03:37.360
7	50.405	+0.521	15:04:27.765
8	50.498	+0.614	15:05:18.263
9	50.513	+0.629	15:06:08.776
10	50.250	+0.366	15:06:59.026
11	50.212	+0.328	15:07:49.238
12	50.058	+0.174	15:08:39.296
13	49.884		15:09:29.180
14	50.481	+0.597	15:10:19.661
15	50.100	+0.216	15:11:09.761

(33) Yannic Walther

1	55.486	+5.635	14:59:23.431
2	51.274	+1.423	15:00:14.705
3	50.681	+0.830	15:01:05.386
4	50.411	+0.560	15:01:55.797
5	50.365	+0.514	15:02:46.162
6	50.019	+0.168	15:03:36.181
7	50.279	+0.428	15:04:26.460

Lap	Lap Tm	Diff	Time of Day
8	51.056	+1.205	15:05:17.516
9	51.753	+1.902	15:06:09.269
10	50.537	+0.686	15:06:59.806
11	50.270	+0.419	15:07:50.076
12	50.212	+0.361	15:08:40.288
13	49.851		15:09:30.139
14	50.125	+0.274	15:10:20.264
15	49.895	+0.044	15:11:10.159

(11) Loris Zoia

1	53.781	+3.302	14:59:21.366
2	51.284	+0.805	15:00:12.650
3	51.023	+0.544	15:01:03.673
4	50.925	+0.446	15:01:54.598
5	50.535	+0.056	15:02:45.133
6	50.517	+0.038	15:03:35.650
7	50.527	+0.048	15:04:26.177
8	50.789	+0.310	15:05:16.966
9	51.973	+1.494	15:06:08.939
10	50.543	+0.064	15:06:59.482
11	50.479		15:07:49.961
12	50.953	+0.474	15:08:40.914
13	50.510	+0.031	15:09:31.424
14	50.831	+0.352	15:10:22.255
15	50.628	+0.149	15:11:12.883

(28) Yannic Perren

1	55.754	+5.109	14:59:24.275
2	51.240	+0.595	15:00:15.515
3	50.693	+0.048	15:01:06.208
4	50.929	+0.284	15:01:57.137
5	50.761	+0.116	15:02:47.898
6	50.658	+0.013	15:03:38.556
7	50.842	+0.197	15:04:29.398
8	50.764	+0.119	15:05:20.162
9	50.817	+0.172	15:06:10.979
10	50.816	+0.171	15:07:01.795
11	50.905	+0.260	15:07:52.700
12	50.864	+0.219	15:08:43.564
13	50.645		15:09:34.209
14	51.106	+0.461	15:10:25.315
15	50.982	+0.337	15:11:16.297

(91) Alessandro Felber

1	52.060	+2.146	14:59:19.246
2	50.409	+0.495	15:00:09.655
3	50.545	+0.631	15:01:00.200
4	50.087	+0.173	15:01:50.287
5	50.142	+0.228	15:02:40.429
6	49.914		15:03:30.343
7	50.128	+0.214	15:04:20.471
8	50.143	+0.229	15:05:10.614
9	49.978	+0.064	15:06:00.592
10	50.064	+0.150	15:06:50.656
11	50.106	+0.192	15:07:40.762
12	50.195	+0.281	15:08:30.957
13	50.012	+0.098	15:09:20.969

(3) Nico Brügger

1	52.246	+2.264	14:59:19.329
2	50.549	+0.567	15:00:09.878
3	50.460	+0.478	15:01:00.338
4	50.166	+0.184	15:01:50.504
5	50.203	+0.221	15:02:40.707
6	50.078	+0.096	15:03:30.785
7	50.167	+0.185	15:04:20.952

Lap	Lap Tm	Diff	Time of Day
8	50.030	+0.048	15:05:10.982
9	50.122	+0.140	15:06:01.104
10	50.732	+0.750	15:06:51.836
11	50.011	+0.029	15:07:41.847
12	50.002	+0.020	15:08:31.849
13	49.982		15:09:21.831

(1) Max Altenheimer

1	54.309	+4.412	14:59:22.342
2	51.259	+1.362	15:00:13.601
3	50.865	+0.968	15:01:04.466
4	50.513	+0.616	15:01:54.979
5	50.298	+0.401	15:02:45.277
6	50.415	+0.518	15:03:35.692
7	49.979	+0.082	15:04:25.671
8	49.998	+0.101	15:05:15.669
9	49.897		15:06:05.566
10	50.274	+0.377	15:06:55.840
11	50.956	+1.059	15:07:46.796

(10) Nordström Linus

1	54.487	+4.441	14:59:22.709
2	51.047	+1.001	15:00:13.756
3	50.517	+0.471	15:01:04.273
4	50.201	+0.155	15:01:54.474
5	50.393	+0.347	15:02:44.867
6	50.193	+0.147	15:03:35.060
7	50.189	+0.143	15:04:25.249
8	50.163	+0.117	15:05:15.412
9	50.046		15:06:05.458
10	50.324	+0.278	15:06:55.782
11	51.267	+1.221	15:07:47.049

(55) Mathias Rügsegger

1	52.746	+2.705	14:59:20.012
2	50.911	+0.870	15:00:10.923
3	50.800	+0.759	15:01:01.723
4	50.151	+0.110	15:01:51.874
5	50.121	+0.080	15:02:41.995
6	50.138	+0.097	15:03:32.133
7	50.041		15:04:22.174
8	50.177	+0.136	15:05:12.351
9	50.275	+0.234	15:06:02.626
10	50.885	+0.844	15:06:53.511






lista office



Schweizer Kart Meisterschaft 2013

X30 Challenge
Finallauf
Race (20 Laps)

Lévier 1,175 Km
11.08.2013 16:00




13
12
11
10
9
8
7
6
5
4
3
2
1

46 Ramona Jetzer
25
28 Yannic Perren
23
1 Max Altenheimer
21
23 Philippe Pedarazzini
19
33 Yannic Walther
17
11 Loris Zoia
15
91 Alessandro Felber
13
3 Nico Brügger
11
6 Louis Moser
9
64 Flavio Kempf
7
17 Vincenzo Alvaro
5
30 Biagio Mancina
3
39 Pascal Von Allmen

POLE POSITION 1

94 Kevin Wälti
24
10 Nordström Linus
22
88 Marylin Niederhauser
20
55 Mathias Rügsegger
18
7 Fabian Hochstrasser
16
5 Fabienne Wohlwend
14
21 Patrick Näscher
12
22 Samuel Sätteli
10
12 Yves Lanz
8
9 Raphael Wohlwend
6
42 Markus Engeli
4
35 Yannick Klaey
2





lista office



Schweizer Kart Meisterschaft 2013

X30 Challenge

Lévier 1,175 Km

Finallauf

11.08.2013 16:00

Race (20 Laps) started at 16:38:30

Pos	No.	Name	Chassis/Engine	Entrant	Total Tm	Laps	Diff	Best Tm	Ø km/h	Points
1	39	Pascal Von Allmen	Sodi Futura S2/lame X30	Berner Kart Racing Klub	16:36.066	20		49.597	84,934	30
2	17	Vincenzo Alvaro	Swiss Hutless/lame X30	Swiss Hutless Karts	16:36.146	20	0.080	49.463	84,927	25
3	22	Samuel Sätteli	Tony Kart/lame X30	RMW Motorsport	16:38.126	20	2.060	49.470	84,759	21
4	35	Yannick Klaey	Birel/lame X30	Spirit Racing	16:41.496	20	5.430	49.566	84,474	19
5	30	Biagio Mancina	PCR/lame X30	Scuderia PCR	16:43.740	20	7.674	49.797	84,285	17
6	5	Fabienne Wohlwend	Zanardi/lame X30	Lugano Kart Team	16:43.952	20	7.886	49.684	84,267	15
7	64	Flavio Kempf	Tony Kart/lame X30	-	16:49.195	20	13.129	49.986	83,829	14
8	12	Yves Lanz	Tony Kart/lame X30	Lanz	16:50.413	20	14.347	50.089	83,728	13
9	6	Louis Moser	Birel/lame X30	Spirit Racing	16:50.851	20	14.785	49.988	83,692	12
10	7	Fabian Hochstrasser	Birel/lame X30	Max Busslinger Motorsport	16:53.735	20	17.669	50.013	83,454	11
11	23	Philippe Pedarazzini	OK1/lame X30	GSK	16:55.315	20	19.249	50.105	83,324	10
12	1	Max Altenheimer	Mach1/lame X30	Kartteam Meier	16:56.152	20	20.086	50.019	83,255	9
13	21	Patrick Näscher	Tony Kart/lame X30	Kart Club Lichtenstein	16:57.460	20	21.394	50.275	83,148	8
14	11	Loris Zoia	PCR/lame X30	Scuderia PCR Swiss	16:59.015	20	22.949	50.307	83,021	7
15	33	Yannic Walther	Exprit/lame X30	Yannic	16:59.504	20	23.438	50.139	82,982	6
16	88	Marylin Niederhauser	Tony Kart/lame X30	Berner Kart Racing Club	17:00.361	20	24.295	50.111	82,912	5
17	94	Kevin Wälti	Swisscorse/lame X30	Keepcool Kart Racing Team	17:00.686	20	24.620	50.070	82,885	4
18	55	Mathias Rüegegger	MAD/lame X30	Kart Klub Thun Oberland	17:03.852	20	27.786	50.374	82,629	3
19	28	Yannic Perren	MAD/TM	Kart Club Thun Oberland	17:08.006	20	31.940	50.829	82,295	2
20	9	Raphael Wohlwend	Tony Kart/lame X30	Lugano Kart Team	12:49.103	15	5 Laps	50.386	82,499	1
21	42	Markus Engeli	Zanardi/lame X30	Engeli	10:54.001	13	7 Laps	49.836	84,082	0
Not classified (60% = 12 Laps)										
91		Alessandro Felber	Tony Kart/lame X30	Kart Club Thun Oberland	3:28.937	4	16 Laps	50.534	80,981	0
3		Nico Brügger	Swiss Hutless/lame X30	Speed Racing					-	0
10		Nordström Linus	Swiss Hutless/lame X30	Speed Racing					-	0
46		Ramona Jetzer	Tony Kart/lame X30	Racing Ramona					-	0

Margin of Victory	Ø km/h	Best Lap Tm	km/h	Best Lap by
0.080	84,934	49.463	85,518	17 - Vincenzo Alvaro

Official Timing www.motorsport-events.se / www.rgmmc.com

Orbits

Timekeeping James Geidel:

Rennleiter Paul Egli:

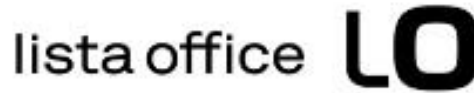
www.mylaps.com

Sportkommissar Alain Tissot:

Rennbüro:

Licensed to: Motorsport Events

Printed: 11.08.2013 16:56:40



Schweizer Kart Meisterschaft 2013

X30 Challenge

Lévrier 1,175 Km

Finallauf

11.08.2013 16:00

Race (20 Laps) started at 16:38:30

Lap	Lap Tm	Diff	Time of Day
(39) Pascal Von Allmen			
1	50.933	+1.336	16:39:21.797
2	49.923	+0.326	16:40:11.720
3	49.709	+0.112	16:41:01.429
4	49.672	+0.075	16:41:51.101
5	49.677	+0.080	16:42:40.778
6	49.710	+0.113	16:43:30.488
7	49.680	+0.083	16:44:20.168
8	49.662	+0.065	16:45:09.830
9	49.597		16:45:59.427
10	49.677	+0.080	16:46:49.104
11	49.706	+0.109	16:47:38.810
12	49.740	+0.143	16:48:28.550
13	49.837	+0.240	16:49:18.387
14	49.713	+0.116	16:50:08.100
15	49.760	+0.163	16:50:57.860
16	49.780	+0.183	16:51:47.640
17	49.841	+0.244	16:52:37.481
18	49.839	+0.242	16:53:27.320
19	49.749	+0.152	16:54:17.069
20	49.861	+0.264	16:55:06.930

Lap	Lap Tm	Diff	Time of Day
(17) Vincenzo Alvaro			
1	52.111	+2.648	16:39:23.259
2	50.239	+0.776	16:40:13.498
3	50.180	+0.717	16:41:03.678
4	49.667	+0.204	16:41:53.345
5	49.753	+0.290	16:42:43.098
6	49.687	+0.224	16:43:32.785
7	49.604	+0.141	16:44:22.389
8	49.553	+0.090	16:45:11.942
9	49.524	+0.061	16:46:01.466
10	49.466	+0.003	16:46:50.932
11	49.602	+0.139	16:47:40.534
12	49.747	+0.284	16:48:30.281
13	49.540	+0.077	16:49:19.821
14	49.535	+0.072	16:50:09.356
15	49.600	+0.137	16:50:58.956
16	49.557	+0.094	16:51:48.513
17	49.603	+0.140	16:52:38.116
18	49.463		16:53:27.579
19	49.677	+0.214	16:54:17.256
20	49.754	+0.291	16:55:07.010

Lap	Lap Tm	Diff	Time of Day
(22) Samuel Sätteli			
1	53.368	+3.898	16:39:24.870
2	49.952	+0.482	16:40:14.822
3	50.737	+1.267	16:41:05.559
4	49.608	+0.138	16:41:55.167
5	49.507	+0.037	16:42:44.674
6	49.798	+0.328	16:43:34.472
7	49.634	+0.164	16:44:24.106
8	49.613	+0.143	16:45:13.719
9	49.470		16:46:03.189
10	49.481	+0.011	16:46:52.670
11	49.569	+0.099	16:47:42.239
12	49.691	+0.221	16:48:31.930
13	49.486	+0.016	16:49:21.416
14	49.631	+0.161	16:50:11.047
15	49.563	+0.093	16:51:00.610
16	49.742	+0.272	16:51:50.352
17	49.722	+0.252	16:52:40.074
18	49.759	+0.289	16:53:29.833
19	49.583	+0.113	16:54:19.416
20	49.574	+0.104	16:55:08.990

Lap	Lap Tm	Diff	Time of Day
(35) Yannick Klaey			
1	53.100	+3.534	16:39:23.999
2	50.371	+0.805	16:40:14.370
3	50.433	+0.867	16:41:04.803
4	49.857	+0.291	16:41:54.660
5	49.780	+0.214	16:42:44.440
6	49.959	+0.393	16:43:34.399
7	50.064	+0.498	16:44:24.463
8	49.739	+0.173	16:45:14.202
9	49.566		16:46:03.768
10	50.383	+0.817	16:46:54.151
11	49.919	+0.353	16:47:44.070
12	50.522	+0.956	16:48:34.592
13	49.715	+0.149	16:49:24.307
14	49.694	+0.128	16:50:14.001
15	49.664	+0.098	16:51:03.665
16	49.682	+0.116	16:51:53.347
17	49.626	+0.060	16:52:42.973
18	49.710	+0.144	16:53:32.683
19	49.879	+0.313	16:54:22.562
20	49.798	+0.232	16:55:12.360

Lap	Lap Tm	Diff	Time of Day
(30) Biagio Mancina			
1	54.272	+4.475	16:39:25.311
2	50.479	+0.682	16:40:15.790
3	50.209	+0.412	16:41:05.999
4	50.242	+0.445	16:41:56.241
5	50.113	+0.316	16:42:46.354
6	50.001	+0.204	16:43:36.355
7	49.797		16:44:26.152
8	49.888	+0.091	16:45:16.040
9	49.898	+0.101	16:46:05.938
10	49.839	+0.042	16:46:55.777
11	49.910	+0.113	16:47:45.687
12	49.954	+0.157	16:48:35.641
13	49.929	+0.132	16:49:25.570
14	49.924	+0.127	16:50:15.494
15	49.826	+0.029	16:51:05.320
16	49.854	+0.057	16:51:55.174
17	49.815	+0.018	16:52:44.989
18	49.843	+0.046	16:53:34.832
19	49.960	+0.163	16:54:24.792
20	49.812	+0.015	16:55:14.604

Lap	Lap Tm	Diff	Time of Day
(5) Fabienne Wohlwend			
1	53.246	+3.562	16:39:24.920
2	50.147	+0.463	16:40:15.067
3	50.842	+1.158	16:41:05.909
4	50.000	+0.316	16:41:55.909
5	49.907	+0.223	16:42:45.816
6	49.977	+0.293	16:43:35.793
7	50.109	+0.425	16:44:25.902
8	50.200	+0.516	16:45:16.102
9	50.070	+0.386	16:46:06.172
10	49.927	+0.243	16:46:56.099
11	49.900	+0.216	16:47:45.999
12	50.012	+0.328	16:48:36.011
13	49.858	+0.174	16:49:25.869
14	49.991	+0.307	16:50:15.860
15	49.798	+0.114	16:51:05.658
16	50.015	+0.331	16:51:55.673
17	49.783	+0.099	16:52:45.456
18	49.885	+0.201	16:53:35.341
19	49.791	+0.107	16:54:25.132
20	49.684		16:55:14.816

Lap	Lap Tm	Diff	Time of Day
(64) Flavio Kempf			
1	53.128	+3.142	16:39:24.509
2	50.438	+0.452	16:40:14.947
3	51.220	+1.234	16:41:06.167
4	50.361	+0.375	16:41:56.528
5	50.329	+0.343	16:42:46.857
6	50.295	+0.309	16:43:37.152
7	50.212	+0.226	16:44:27.364
8	50.170	+0.184	16:45:17.534
9	50.135	+0.149	16:46:07.669
10	49.986		16:46:57.655
11	50.152	+0.166	16:47:47.807
12	50.193	+0.207	16:48:38.000
13	50.400	+0.414	16:49:28.400
14	50.186	+0.200	16:50:18.586
15	50.120	+0.134	16:51:08.706
16	50.255	+0.269	16:51:58.961
17	50.369	+0.383	16:52:49.330
18	50.187	+0.201	16:53:39.517
19	50.285	+0.299	16:54:29.802
20	50.257	+0.271	16:55:20.059

Lap	Lap Tm	Diff	Time of Day
(12) Yves Lanz			
1	52.478	+2.389	16:39:23.811
2	50.753	+0.664	16:40:14.564
3	50.809	+0.720	16:41:05.373
4	50.304	+0.215	16:41:55.677
5	50.751	+0.662	16:42:46.428
6	50.569	+0.480	16:43:36.997
7	50.240	+0.151	16:44:27.237
8	50.288	+0.199	16:45:17.525
9	50.487	+0.398	16:46:08.012
10	50.263	+0.174	16:46:58.275
11	50.249	+0.160	16:47:48.524
12	50.378	+0.289	16:48:38.902
13	50.089		16:49:28.991
14	50.233	+0.144	16:50:19.224
15	50.223	+0.134	16:51:09.447
16	50.271	+0.182	16:51:59.718
17	50.238	+0.149	16:52:49.956
18	50.313	+0.224	16:53:40.269
19	50.222	+0.133	16:54:30.491
20	50.786	+0.697	16:55:21.277

Lap	Lap Tm	Diff	Time of Day
(6) Louis Moser			
1	54.495	+4.507	16:39:26.012
2	50.948	+0.960	16:40:16.960
3	50.407	+0.419	16:41:07.367
4	50.188	+0.200	16:41:57.555
5	50.500	+0.512	16:42:48.055
6	49.988		16:43:38.043
7	50.120	+0.132	16:44:28.163
8	50.149	+0.161	16:45:18.312
9	50.138	+0.150	16:46:08.450
10	50.364	+0.376	16:46:58.814
11	50.053	+0.065	16:47:48.867
12	50.235	+0.247	16:48:39.102
13	50.291	+0.303	16:49:29.393
14	50.030	+0.042	16:50:19.423
15	50.369	+0.381	16:51:09.792
16	50.323	+0.335	16:52:00.115
17	50.059	+0.071	16:52:50.174
18	50.212	+0.224	16:53:40.386
19	50.226	+0.238	16:54:30.612
20	51.103	+1.115	16:55:21.715





Schweizer Kart Meisterschaft 2013

X30 Challenge

Lévrier 1,175 Km

Finallauf

11.08.2013 16:00

Race (20 Laps) started at 16:38:30

Lap	Lap Tm	Diff	Time of Day
(7) Fabian Hochstrasser			
1	55.257	+5.244	16:39:27.117
2	51.298	+1.285	16:40:18.415
3	50.651	+0.638	16:41:09.066
4	50.648	+0.635	16:41:59.714
5	50.572	+0.559	16:42:50.286
6	50.462	+0.449	16:43:40.748
7	50.202	+0.189	16:44:30.950
8	50.476	+0.463	16:45:21.426
9	50.290	+0.277	16:46:11.716
10	50.533	+0.520	16:47:02.249
11	50.917	+0.904	16:47:53.166
12	50.085	+0.072	16:48:43.251
13	50.125	+0.112	16:49:33.376
14	50.013		16:50:23.389
15	50.207	+0.194	16:51:13.596
16	50.231	+0.218	16:52:03.827
17	50.407	+0.394	16:52:54.234
18	50.131	+0.118	16:53:44.365
19	50.048	+0.035	16:54:34.413
20	50.186	+0.173	16:55:24.599

Lap	Lap Tm	Diff	Time of Day
(23) Philippe Pedarzini			
1	54.770	+4.665	16:39:26.443
2	51.594	+1.489	16:40:18.037
3	50.712	+0.607	16:41:08.749
4	50.631	+0.526	16:41:59.380
5	50.687	+0.582	16:42:50.067
6	50.503	+0.398	16:43:40.570
7	50.289	+0.184	16:44:30.859
8	50.505	+0.400	16:45:21.364
9	50.941	+0.836	16:46:12.305
10	50.317	+0.212	16:47:02.622
11	50.981	+0.876	16:47:53.603
12	50.514	+0.409	16:48:44.117
13	50.414	+0.309	16:49:34.531
14	50.264	+0.159	16:50:24.795
15	50.115	+0.010	16:51:14.910
16	50.105		16:52:05.015
17	50.246	+0.141	16:52:55.261
18	50.274	+0.169	16:53:45.535
19	50.232	+0.127	16:54:35.767
20	50.412	+0.307	16:55:26.179

Lap	Lap Tm	Diff	Time of Day
(1) Max Altenheimer			
1	55.097	+5.078	16:39:27.371
2	51.621	+1.602	16:40:18.992
3	51.135	+1.116	16:41:10.127
4	50.688	+0.669	16:42:00.815
5	50.077	+0.058	16:42:50.892
6	50.690	+0.671	16:43:41.582
7	50.558	+0.539	16:44:32.140
8	50.314	+0.295	16:45:22.454
9	50.449	+0.430	16:46:12.903
10	50.777	+0.758	16:47:03.680
11	51.148	+1.129	16:47:54.828
12	50.019		16:48:44.847
13	50.348	+0.329	16:49:35.195
14	50.527	+0.508	16:50:25.722
15	50.196	+0.177	16:51:15.918
16	50.463	+0.444	16:52:06.381
17	50.097	+0.078	16:52:56.478
18	50.195	+0.176	16:53:46.673
19	50.169	+0.150	16:54:36.842
20	50.174	+0.155	16:55:27.016

Lap	Lap Tm	Diff	Time of Day
(21) Patrick Näscher			
1	54.807	+4.532	16:39:26.359
2	51.118	+0.843	16:40:17.477
3	50.334	+0.059	16:41:07.811
4	50.583	+0.308	16:41:58.394
5	50.433	+0.158	16:42:48.827
6	52.687	+2.412	16:43:41.514
7	50.511	+0.236	16:44:32.025
8	50.343	+0.068	16:45:22.368
9	50.416	+0.141	16:46:12.784
10	50.347	+0.072	16:47:03.131
11	50.584	+0.309	16:47:53.715
12	50.693	+0.418	16:48:44.408
13	50.540	+0.265	16:49:34.948
14	50.471	+0.196	16:50:25.419
15	50.442	+0.167	16:51:15.861
16	50.959	+0.684	16:52:06.820
17	50.354	+0.079	16:52:57.174
18	50.275		16:53:47.449
19	50.458	+0.183	16:54:37.907
20	50.417	+0.142	16:55:28.324

Lap	Lap Tm	Diff	Time of Day
(11) Loris Zoia			
1	54.362	+4.055	16:39:26.090
2	51.141	+0.834	16:40:17.231
3	50.566	+0.259	16:41:07.797
4	52.948	+2.641	16:42:00.745
5	50.774	+0.467	16:42:51.519
6	50.345	+0.038	16:43:41.864
7	50.730	+0.423	16:44:32.594
8	50.451	+0.144	16:45:23.045
9	50.430	+0.123	16:46:13.475
10	50.402	+0.095	16:47:03.877
11	51.370	+1.063	16:47:55.247
12	50.551	+0.244	16:48:45.798
13	50.447	+0.140	16:49:36.245
14	50.503	+0.196	16:50:26.748
15	50.899	+0.592	16:51:17.647
16	50.668	+0.361	16:52:08.315
17	50.417	+0.110	16:52:58.732
18	50.307		16:53:49.039
19	50.442	+0.135	16:54:39.481
20	50.398	+0.091	16:55:29.879

Lap	Lap Tm	Diff	Time of Day
(33) Yannic Walther			
1	54.593	+4.454	16:39:26.720
2	51.843	+1.704	16:40:18.563
3	51.401	+1.262	16:41:09.964
4	52.319	+2.180	16:42:02.283
5	50.759	+0.620	16:42:53.042
6	50.348	+0.209	16:43:43.390
7	50.523	+0.384	16:44:33.913
8	50.267	+0.128	16:45:24.180
9	50.139		16:46:14.319
10	50.324	+0.185	16:47:04.643
11	51.215	+1.076	16:47:55.858
12	50.380	+0.241	16:48:46.238
13	50.477	+0.338	16:49:36.715
14	50.269	+0.130	16:50:26.984
15	51.040	+0.901	16:51:18.024
16	50.679	+0.540	16:52:08.703
17	50.459	+0.320	16:52:59.162
18	50.428	+0.289	16:53:49.590
19	50.140	+0.001	16:54:39.730
20	50.638	+0.499	16:55:30.368

Lap	Lap Tm	Diff	Time of Day
(88) Marylin Niederhauser			
1	55.055	+4.944	16:39:26.973
2	51.740	+1.629	16:40:18.713
3	51.347	+1.236	16:41:10.060
4	50.360	+0.249	16:42:00.420
5	50.111		16:42:50.531
6	50.941	+0.830	16:43:41.472
7	50.389	+0.278	16:44:31.861
8	50.373	+0.262	16:45:22.234
9	50.519	+0.408	16:46:12.753
10	50.846	+0.735	16:47:03.599
11	51.901	+1.790	16:47:55.500
12	51.306	+1.195	16:48:46.806
13	50.561	+0.450	16:49:37.367
14	50.403	+0.292	16:50:27.770
15	50.827	+0.716	16:51:18.597
16	50.603	+0.492	16:52:09.200
17	50.613	+0.502	16:52:59.813
18	50.403	+0.292	16:53:50.216
19	50.394	+0.283	16:54:40.610
20	50.615	+0.504	16:55:31.225

Lap	Lap Tm	Diff	Time of Day
(94) Kevin Wälti			
1	54.857	+4.787	16:39:27.252
2	52.255	+2.185	16:40:19.507
3	50.908	+0.838	16:41:10.415
4	51.986	+1.916	16:42:02.401
5	50.350	+0.280	16:42:52.751
6	50.288	+0.218	16:43:43.039
7	50.236	+0.166	16:44:33.275
8	50.476	+0.406	16:45:23.751
9	50.070		16:46:13.821
10	50.385	+0.315	16:47:04.206
11	51.738	+1.668	16:47:55.944
12	50.666	+0.596	16:48:46.610
13	50.173	+0.103	16:49:36.783
14	50.467	+0.397	16:50:27.250
15	50.837	+0.767	16:51:18.087
16	51.145	+1.075	16:52:09.232
17	51.207	+1.137	16:53:00.439
18	50.519	+0.449	16:53:50.958
19	50.235	+0.165	16:54:41.193
20	50.357	+0.287	16:55:31.550

Lap	Lap Tm	Diff	Time of Day
(55) Mathias Rügsegger			
1	53.820	+3.446	16:39:25.515
2	50.963	+0.589	16:40:16.478
3	50.374		16:41:06.852
4	50.509	+0.135	16:41:57.361
5	51.043	+0.669	16:42:48.404
6	50.548	+0.174	16:43:38.952
7	50.908	+0.534	16:44:29.860
8	50.852	+0.478	16:45:20.712
9	50.797	+0.423	16:46:11.509
10	50.821	+0.447	16:47:02.330
11	50.741	+0.367	16:47:53.071
12	51.125	+0.751	16:48:44.196
13	50.737	+0.363	16:49:34.933
14	51.342	+0.968	16:50:26.275
15	50.912	+0.538	16:51:17.187
16	51.445	+1.071	16:52:08.632
17	51.773	+1.399	16:53:00.405
18	51.333	+0.959	16:53:51.738
19	51.347	+0.973	16:54:43.085
20	51.631	+1.257	16:55:34.716





lista office **LO**



Schweizer Kart Meisterschaft 2013

X30 Challenge

Lévrier 1,175 Km

Finallauf

11.08.2013 16:00

Race (20 Laps) started at 16:38:30

Lap	Lap Tm	Diff	Time of Day
(28) Yannic Perren			
1	55.627	+4.798	16:39:27.619
2	51.857	+1.028	16:40:19.476
3	51.586	+0.757	16:41:11.062
4	51.893	+1.064	16:42:02.955
5	50.848	+0.019	16:42:53.803
6	50.883	+0.054	16:43:44.686
7	50.875	+0.046	16:44:35.561
8	50.905	+0.076	16:45:26.466
9	50.933	+0.104	16:46:17.399
10	50.829		16:47:08.228
11	50.864	+0.035	16:47:59.092
12	50.911	+0.082	16:48:50.003
13	50.979	+0.150	16:49:40.982
14	51.065	+0.236	16:50:32.047
15	51.162	+0.333	16:51:23.209
16	50.892	+0.063	16:52:14.101
17	51.346	+0.517	16:53:05.447
18	51.076	+0.247	16:53:56.523
19	51.098	+0.269	16:54:47.621
20	51.249	+0.420	16:55:38.870

(9) Raphael Wohlwend			
1	54.395	+4.009	16:39:25.593
2	51.169	+0.783	16:40:16.762
3	50.972	+0.586	16:41:07.734
4	50.386		16:41:58.120
5	50.659	+0.273	16:42:48.779
6	54.184	+3.798	16:43:42.963
7	51.296	+0.910	16:44:34.259
8	50.627	+0.241	16:45:24.886
9	50.394	+0.008	16:46:15.280
10	50.611	+0.225	16:47:05.891
11	50.427	+0.041	16:47:56.318
12	50.583	+0.197	16:48:46.901
13	50.924	+0.538	16:49:37.825
14	50.710	+0.324	16:50:28.535
15	51.432	+1.046	16:51:19.967

(42) Markus Engeli			
1	52.093	+2.257	16:39:23.070
2	50.362	+0.526	16:40:13.432
3	50.110	+0.274	16:41:03.542
4	50.349	+0.513	16:41:53.891
5	49.836		16:42:43.727
6	50.136	+0.300	16:43:33.863
7	49.901	+0.065	16:44:23.764
8	50.041	+0.205	16:45:13.805
9	49.847	+0.011	16:46:03.652
10	50.231	+0.395	16:46:53.883
11	50.108	+0.272	16:47:43.991
12	50.656	+0.820	16:48:34.647
13	50.218	+0.382	16:49:24.865

(91) Alessandro Felber			
1	55.017	+4.483	16:39:26.643
2	51.795	+1.261	16:40:18.438
3	50.829	+0.295	16:41:09.267
4	50.534		16:41:59.801