



lista office **LO**



Schweizer Kart Meisterschaft 2013

KF3

Lignières 1,000 Km

Training

2013-09-22 09:30

Practice (10:00 Time) started at 9:41:46

Pos	No.	Name	Chassis/Engine	Entrant	Laps	Best Tm	Diff In Lap	km/h
1	113	Fabio Scherer	Zanardi/Iame	KRC Waltenschwil	10	37.745		95,377
2	130	Gjergj Haxhiu	Swiss Hutless/BMB	Lugano Kart Team	15	38.042	0.297	94,632
3	105	Bastien Liénard	Formula K/Iame	Liénard	15	38.231	0.486	94,164
4	133	Lucas Ayrton Mauron	Zanardi/Iame	TB Motorsport	14	38.350	0.605	93,872
5	192	Vindice Loic	Zanardi/Maxter	Kart Club Valais	15	38.409	0.664	93,728
6	177	Boris Kaech	MAD/TM	Kart Club Thun Oberland	4	38.422	0.677	93,696
7	111	Yannik Brandt	Birel/Iame	Spirit Racing	15	38.449	0.704	93,631
8	119	Damian Czajowski	Gillard/TM	Lindi Racing	14	38.572	0.827	93,332
9	101	Grégoire Saucy	Birel/-	Kart Club Jura	15	38.598	0.853	93,269
10	108	Marc Anthony Meynet	-/Iame	Kart Club Valais	12	38.829	1.084	92,714
11	143	Fabio D'Apuleo-Santana	MAD/TM	D'Apuleo-Santana	15	38.873	1.128	92,609
12	125	Loic Caboussat	Birel/BMB	JD Racing Team	14	39.469	1.724	91,211



lista office



Schweizer Kart Meisterschaft 2013

KF3

Lignières 1,000 Km

Training

2013-09-22 09:30

Practice (10:00 Time) started at 9:41:46

Lap	Lap Tm	Diff	Time of Day
(113) Fabio Scherer			
1	40.958	+3.213	9:43:53.611
2	39.022	+1.277	9:44:32.633
3	38.349	+0.604	9:45:10.982
4	38.265	+0.520	9:45:49.247
5	37.890	+0.145	9:46:27.137
6	37.891	+0.146	9:47:05.028
7	37.745		9:47:42.773
8	37.946	+0.201	9:48:20.719
9	37.899	+0.154	9:48:58.618
10	37.952	+0.207	9:49:36.570

Lap	Lap Tm	Diff	Time of Day
(130) Gjergj Haxhiu			
1	39.282	+1.240	9:43:22.254
2	38.511	+0.469	9:44:00.765
3	38.496	+0.454	9:44:39.261
4	38.221	+0.179	9:45:17.482
5	38.042		9:45:55.524
6	38.262	+0.220	9:46:33.786
7	38.400	+0.358	9:47:12.186
8	38.092	+0.050	9:47:50.278
9	38.161	+0.119	9:48:28.439
10	38.170	+0.128	9:49:06.609
11	38.202	+0.160	9:49:44.811
12	38.362	+0.320	9:50:23.173
13	38.317	+0.275	9:51:01.490
14	38.206	+0.164	9:51:39.696
15	38.393	+0.351	9:52:18.089

Lap	Lap Tm	Diff	Time of Day
(105) Bastien Liénard			
1	39.470	+1.239	9:43:08.806
2	38.660	+0.429	9:43:47.466
3	38.592	+0.361	9:44:26.058
4	38.382	+0.151	9:45:04.440
5	38.286	+0.055	9:45:42.726
6	38.559	+0.328	9:46:21.285
7	44.615	+6.384	9:47:05.900
8	38.389	+0.158	9:47:44.289
9	38.231		9:48:22.520
10	38.385	+0.154	9:49:00.905
11	38.359	+0.128	9:49:39.264
12	44.599	+6.368	9:50:23.863
13	38.284	+0.053	9:51:02.147
14	38.302	+0.071	9:51:40.449
15	38.434	+0.203	9:52:18.883

Lap	Lap Tm	Diff	Time of Day
(133) Lucas Ayrton Mauron			
1	39.124	+0.774	9:43:07.923
2	38.539	+0.189	9:43:46.462
3	38.350		9:44:24.812
4	38.482	+0.132	9:45:03.294
5	38.652	+0.302	9:45:41.946
6	38.881	+0.531	9:46:20.827
7	39.076	+0.726	9:46:59.903
8	38.472	+0.122	9:47:38.375
9	38.679	+0.329	9:48:17.054
10	38.785	+0.435	9:48:55.839
11	38.611	+0.261	9:49:34.450
12	38.502	+0.152	9:50:12.952
13	38.712	+0.362	9:50:51.664
14	38.502	+0.152	9:51:30.166

Lap	Lap Tm	Diff	Time of Day
(192) Vindice Loic			
1	39.694	+1.285	9:43:06.963
2	38.999	+0.590	9:43:45.962

Lap	Lap Tm	Diff	Time of Day
3	38.597	+0.188	9:44:24.559
4	38.603	+0.194	9:45:03.162
5	39.041	+0.632	9:45:42.203
6	38.780	+0.371	9:46:20.983
7	38.578	+0.169	9:46:59.561
8	38.409		9:47:37.970
9	40.828	+2.419	9:48:18.798
10	38.653	+0.244	9:48:57.451
11	38.549	+0.140	9:49:36.000
12	38.901	+0.492	9:50:14.901
13	38.512	+0.103	9:50:53.413
14	38.443	+0.034	9:51:31.856
15	38.480	+0.071	9:52:10.336

Lap	Lap Tm	Diff	Time of Day
(177) Boris Kaech			
1	39.302	+0.880	9:45:06.643
2	38.687	+0.265	9:45:45.330
3	38.422		9:46:23.752
4	38.490	+0.068	9:47:02.242

Lap	Lap Tm	Diff	Time of Day
(111) Yannik Brandt			
1	40.367	+1.918	9:43:10.880
2	39.394	+0.945	9:43:50.274
3	38.909	+0.460	9:44:29.183
4	38.724	+0.275	9:45:07.907
5	38.857	+0.408	9:45:46.764
6	38.691	+0.242	9:46:25.455
7	38.449		9:47:03.904
8	38.873	+0.424	9:47:42.777
9	38.739	+0.290	9:48:21.516
10	38.576	+0.127	9:49:00.092
11	39.830	+1.381	9:49:39.922
12	38.697	+0.248	9:50:18.619
13	38.619	+0.170	9:50:57.238
14	38.954	+0.505	9:51:36.192
15	38.806	+0.357	9:52:14.998

Lap	Lap Tm	Diff	Time of Day
(119) Damian Czajowski			
1	40.068	+1.496	9:43:32.617
2	39.374	+0.802	9:44:11.991
3	39.217	+0.645	9:44:51.208
4	38.955	+0.383	9:45:30.163
5	39.103	+0.531	9:46:09.266
6	38.827	+0.255	9:46:48.093
7	38.932	+0.360	9:47:27.025
8	38.712	+0.140	9:48:05.737
9	38.791	+0.219	9:48:44.528
10	38.590	+0.018	9:49:23.118
11	38.572		9:50:01.690
12	38.598	+0.026	9:50:40.288
13	38.659	+0.087	9:51:18.947
14	38.911	+0.339	9:51:57.858

Lap	Lap Tm	Diff	Time of Day
(101) Grégoire Saucy			
1	40.698	+2.100	9:43:16.877
2	39.619	+1.021	9:43:56.496
3	39.308	+0.710	9:44:35.804
4	39.135	+0.537	9:45:14.939
5	40.169	+1.571	9:45:55.108
6	39.194	+0.596	9:46:34.302
7	38.838	+0.240	9:47:13.140
8	38.762	+0.164	9:47:51.902
9	38.659	+0.061	9:48:30.561
10	39.031	+0.433	9:49:09.592
11	38.830	+0.232	9:49:48.422
12	38.871	+0.273	9:50:27.293

Lap	Lap Tm	Diff	Time of Day
13	38.598		9:51:05.891
14	38.838	+0.240	9:51:44.729
15	38.861	+0.263	9:52:23.590

Lap	Lap Tm	Diff	Time of Day
(108) Marc Anthony Meynet			
1	40.410	+1.581	9:43:18.225
2	39.137	+0.308	9:43:57.362
3	38.959	+0.130	9:44:36.321
4	38.856	+0.027	9:45:15.177
5	39.623	+0.794	9:45:54.800
6	38.908	+0.079	9:46:33.708
7	39.019	+0.190	9:47:12.727
8	38.829		9:47:51.556
9	38.851	+0.022	9:48:30.407
10	2:21.823	+1:42.994	9:50:52.230
11	38.906	+0.077	9:51:31.136
12	38.849	+0.020	9:52:09.985

Lap	Lap Tm	Diff	Time of Day
(143) Fabio D'Apuleo-Santana			
1	41.208	+2.335	9:43:12.572
2	39.684	+0.811	9:43:52.256
3	39.215	+0.342	9:44:31.471
4	39.022	+0.149	9:45:10.493
5	39.151	+0.278	9:45:49.644
6	38.873		9:46:28.517
7	39.110	+0.237	9:47:07.627
8	39.794	+0.921	9:47:47.421
9	39.216	+0.343	9:48:26.637
10	39.030	+0.157	9:49:05.667
11	39.121	+0.248	9:49:44.788
12	39.579	+0.706	9:50:24.367
13	38.971	+0.098	9:51:03.338
14	38.882	+0.009	9:51:42.220
15	38.907	+0.034	9:52:21.127

Lap	Lap Tm	Diff	Time of Day
(125) Loic Caboussat			
1	42.007	+2.538	9:43:19.712
2	40.151	+0.682	9:43:59.863
3	39.902	+0.433	9:44:39.765
4	40.114	+0.645	9:45:19.879
5	40.330	+0.861	9:46:00.209
6	39.830	+0.361	9:46:40.039
7	39.997	+0.528	9:47:20.036
8	39.469		9:47:59.505
9	39.887	+0.418	9:48:39.392
10	39.762	+0.293	9:49:19.154
11	39.680	+0.211	9:49:58.834
12	39.793	+0.324	9:50:38.627
13	39.570	+0.101	9:51:18.197
14	40.245	+0.776	9:51:58.442



lista office



Schweizer Kart Meisterschaft 2013

KF3

Lignières 1,000 Km

Zeittraining

2013-09-22 10:30

Qualifying (6:00 Time) started at 10:34:25

Pos	No.	Name	Chassis/Engine	Entrant	Laps	Best Tm	Diff In Lap	km/h
1	133	Lucas Ayrton Mauron	Zanardi/Iame	TB Motorsport	8	37.837		95,145
2	113	Fabio Scherer	Zanardi/Iame	KRC Waltenschwil	8	37.915	0.078	94,949
3	119	Damian Czajowski	Gillard/TM	Lindi Racing	8	37.986	0.149	94,772
4	105	Bastien Liénard	Formula K/Iame	Liénard	9	38.018	0.181	94,692
5	192	Vindice Loic	Zanardi/Maxter	Kart Club Valais	9	38.105	0.268	94,476
6	177	Boris Kaech	MAD/TM	Kart Club Thun Oberland	7	38.212	0.375	94,211
7	130	Gjergj Haxhiu	Swiss Hutless/BMB	Lugano Kart Team	9	38.261	0.424	94,091
8	101	Grégoire Saucy	Birel/-	Kart Club Jura	9	38.306	0.469	93,980
9	108	Marc Anthony Meynet	-/Iame	Kart Club Valais	9	38.357	0.520	93,855
10	111	Yannik Brandt	Birel/Iame	Spirit Racing	8	38.430	0.593	93,677
11	143	Fabio D'Apuleo-Santana	MAD/TM	D'Apuleo-Santana	8	38.723	0.886	92,968
12	125	Loic Caboussat	Birel/BMB	JD Racing Team	8	39.190	1.353	91,860

Announcements

These results are provisional until the conclusion of any judicial and technical matters



Schweizer Kart Meisterschaft 2013

KF3

Lignières 1,000 Km

Zeittraining

2013-09-22 10:30

Qualifying (6:00 Time) started at 10:34:25

Lap	Lap Tm	Diff	Time of Day
(133) Lucas Ayrton Mauron			
1	38.457	+0.620	10:36:12.212
2	38.213	+0.376	10:36:50.425
3	37.837		10:37:28.262
4	38.174	+0.337	10:38:06.436
5	38.042	+0.205	10:38:44.478
6	38.033	+0.196	10:39:22.511
7	38.197	+0.360	10:40:00.708
8	38.880	+1.043	10:40:39.588

(113) Fabio Scherer			
1	39.088	+1.173	10:36:09.080
2	38.154	+0.239	10:36:47.234
3	38.074	+0.159	10:37:25.308
4	37.974	+0.059	10:38:03.282
5	37.921	+0.006	10:38:41.203
6	37.916	+0.001	10:39:19.119
7	37.915		10:39:57.034
8	38.083	+0.168	10:40:35.117

(119) Damian Czajowski			
1	39.293	+1.307	10:36:13.654
2	38.273	+0.287	10:36:51.927
3	38.212	+0.226	10:37:30.139
4	38.154	+0.168	10:38:08.293
5	38.278	+0.292	10:38:46.571
6	38.420	+0.434	10:39:24.991
7	37.986		10:40:02.977
8	38.489	+0.503	10:40:41.466

(105) Bastien Liénard			
1	39.028	+1.010	10:35:55.964
2	38.494	+0.476	10:36:34.458
3	38.349	+0.331	10:37:12.807
4	38.315	+0.297	10:37:51.122
5	38.153	+0.135	10:38:29.275
6	38.018		10:39:07.293
7	38.062	+0.044	10:39:45.355
8	38.052	+0.034	10:40:23.407
9	38.071	+0.053	10:41:01.478

(192) Vindice Loic			
1	38.607	+0.502	10:35:43.263
2	38.281	+0.176	10:36:21.544
3	38.346	+0.241	10:36:59.890
4	38.146	+0.041	10:37:38.036
5	38.295	+0.190	10:38:16.331
6	38.105		10:38:54.436
7	38.243	+0.138	10:39:32.679
8	38.109	+0.004	10:40:10.788
9	38.227	+0.122	10:40:49.015

(177) Boris Kaech			
1	38.800	+0.588	10:36:48.697
2	38.494	+0.282	10:37:27.191
3	38.315	+0.103	10:38:05.506
4	38.298	+0.086	10:38:43.804
5	38.212		10:39:22.016
6	39.116	+0.904	10:40:01.132
7	38.225	+0.013	10:40:39.357

(130) Gjergj Haxhiu			
1	39.552	+1.291	10:35:48.900
2	38.657	+0.396	10:36:27.557
3	38.503	+0.242	10:37:06.060

4	38.436	+0.175	10:37:44.496
5	38.346	+0.085	10:38:22.842
6	38.419	+0.158	10:39:01.261
7	38.336	+0.075	10:39:39.597
8	38.261		10:40:17.858
9	38.310	+0.049	10:40:56.168

(101) Grégoire Saucy			
1	40.827	+2.521	10:35:52.760
2	38.898	+0.592	10:36:31.658
3	38.505	+0.199	10:37:10.163
4	38.477	+0.171	10:37:48.640
5	38.336	+0.030	10:38:26.976
6	38.450	+0.144	10:39:05.426
7	38.349	+0.043	10:39:43.775
8	38.306		10:40:22.081
9	38.315	+0.009	10:41:00.396

(108) Marc Anthony Meynet			
1	39.279	+0.922	10:35:51.469
2	38.812	+0.455	10:36:30.281
3	38.646	+0.289	10:37:08.927
4	38.597	+0.240	10:37:47.524
5	38.419	+0.062	10:38:25.943
6	38.357		10:39:04.300
7	38.698	+0.341	10:39:42.998
8	38.540	+0.183	10:40:21.538
9	38.440	+0.083	10:40:59.978

(111) Yannik Brandt			
1	39.353	+0.923	10:36:10.720
2	38.902	+0.472	10:36:49.622
3	38.640	+0.210	10:37:28.262
4	38.743	+0.313	10:38:07.005
5	38.430		10:38:45.435
6	38.511	+0.081	10:39:23.946
7	38.605	+0.175	10:40:02.551
8	38.593	+0.163	10:40:41.144

(143) Fabio D'Apuleo-Santana			
1	39.604	+0.881	10:36:12.056
2	38.891	+0.168	10:36:50.947
3	38.884	+0.161	10:37:29.831
4	38.895	+0.172	10:38:08.726
5	38.820	+0.097	10:38:47.546
6	38.770	+0.047	10:39:26.316
7	38.723		10:40:05.039
8	38.808	+0.085	10:40:43.847

(125) Loic Caboussat			
1	42.327	+3.137	10:35:58.535
2	39.919	+0.729	10:36:38.454
3	40.564	+1.374	10:37:19.018
4	39.443	+0.253	10:37:58.461
5	39.326	+0.136	10:38:37.787
6	39.282	+0.092	10:39:17.069
7	39.364	+0.174	10:39:56.433
8	39.190		10:40:35.623



lista office **LO**



Schweizer Kart Meisterschaft 2013


KF3

Lignières 1,000 Km

Race 1

2013-09-22 11:45

Race (18 Laps)



POLE POSITION

2 113 Fabio Scherer 37.915
4 105 Bastien Liénard 38.018
6 177 Boris Kaech 38.212
8 101 Grégoire Saucy 38.306
10 111 Yannik Brandt 38.430
12 125 Loïc Caboussat 39.190

1 133 Lucas Ayrton Mauron 37.837
3 119 Damian Czajowski 37.986
5 192 Vindice Loïc 38.105
7 130 Gjergj Haxhiu 38.261
9 108 Marc Anthony Meynet 38.357
11 143 Fabio D'Apuleo-Santana 38.723

1
2
3
4
5
6



lista office



Schweizer Kart Meisterschaft 2013

KF3

Lignières 1,000 Km

Race 1

2013-09-22 11:45

Race (18 Laps) started at 11:47:50

Pos	No.	Name	Chassis/Engine	Entrant	Total Tm	Laps	Diff	Best Tm	Ø km/h	Points
1	130	Gjergj Haxhiu	Swiss Hutless/BMB	Lugano Kart Team	11:35.295	18		37.957	93,198	20
2	177	Boris Kaech	MAD/TM	Kart Club Thun Oberland	11:35.421	18	0.126	38.098	93,181	17
3	133	Lucas Ayrton Mauron	Zanardi/lame	TB Motorsport	11:35.577	18	0.282	38.266	93,160	15
4	192	Vindice Loic	Zanardi/Maxter	Kart Club Valais	11:35.632	18	0.337	38.140	93,153	13
5	119	Damian Czajowski	Gillard/TM	Lindi Racing	11:35.792	18	0.497	38.162	93,131	11
6	108	Marc Anthony Meynet	-/lame	Kart Club Valais	11:39.825	18	4.530	38.406	92,595	10
7	101	Grégoire Saucy	Birel/-	Kart Club Jura	11:40.046	18	4.751	38.474	92,565	9
8	113	Fabio Scherer	Zanardi/lame	KRC Waltenschwil	11:41.410	18	6.115	37.801	92,385	8
9	143	Fabio D'Apuleo-Santana	MAD/TM	D'Apuleo-Santana	11:43.109	18	7.814	38.601	92,162	7
10	111	Yannik Brandt	Birel/lame	Spirit Racing	11:43.218	18	7.923	38.518	92,148	6
11	125	Loic Caboussat	Birel/BMB	JD Racing Team	11:52.999	18	17.704	39.064	90,884	5
Not classified (60% = 10 Laps)										
	105	Bastien Liénard	Formula K/lame	Liénard	5:31.585	8	10 Laps	38.415	86,856	0

Announcements

These results are provisional until the conclusion of any judicial and technical matters

Started: 12 Classified: 11 Not classified 1

Margin of Victory	Ø km/h	Best Lap Tm	km/h	Best Lap by
0.126	93,198	37.801	95,236	113 - Fabio Scherer

Official Timing www.motorsport-events.se / www.rgmmc.com

Orbits

Timekeeping James Geidel:

Rennleiter Paul Egli:

www.mylaps.com

Sportkommissar Alain Tissot:

Rennbüro:

Licensed to: Motorsport Events

Printed: 2013-09-22 12:25:12



Schweizer Kart Meisterschaft 2013

KF3

Lignières 1,000 Km

Race 1

2013-09-22 11:45

Race (18 Laps) started at 11:47:50

Lap	Lap Tm	Diff	Time of Day
17	39.355	+0.837	11:58:54.501
18	39.023	+0.505	11:59:33.524

(125) Loic Caboussat

Lap	Lap Tm	Diff	Time of Day
1	41.497	+2.433	11:48:32.945
2	39.064		11:49:12.009
3	40.504	+1.440	11:49:52.513
4	39.067	+0.003	11:50:31.580
5	39.267	+0.203	11:51:10.847
6	39.180	+0.116	11:51:50.027
7	39.202	+0.138	11:52:29.229
8	39.235	+0.171	11:53:08.464
9	39.452	+0.388	11:53:47.916
10	39.257	+0.193	11:54:27.173
11	39.265	+0.201	11:55:06.438
12	39.444	+0.380	11:55:45.882
13	39.523	+0.459	11:56:25.405
14	39.646	+0.582	11:57:05.051
15	39.609	+0.545	11:57:44.660
16	39.612	+0.548	11:58:24.272
17	39.703	+0.639	11:59:03.975
18	39.330	+0.266	11:59:43.305

(105) Bastien Liénard

Lap	Lap Tm	Diff	Time of Day
1	39.834	+1.419	11:48:30.281
2	39.255	+0.840	11:49:09.536
3	59.616	+21.201	11:50:09.152
4	38.723	+0.308	11:50:47.875
5	38.573	+0.158	11:51:26.448
6	38.498	+0.083	11:52:04.946
7	38.415		11:52:43.361
8	38.530	+0.115	11:53:21.891

Lap	Lap Tm	Diff	Time of Day
-----	--------	------	-------------

Lap	Lap Tm	Diff	Time of Day
-----	--------	------	-------------



lista office



Schweizer Kart Meisterschaft 2013


KF3

Lignières 1,000 Km

Race 2

2013-09-22 14:30

Race (18 Laps)



POLE POSITION

2 177 Boris Kaech
4 192 Vindice Loic
6 108 Marc Anthony Meynet
8 113 Fabio Scherer
10 111 Yannik Brandt
12 105 Bastien Liénard

1 130 Gjergj Haxhiu
3 133 Lucas Ayrton Mauron
5 119 Damian Czajowski
7 101 Grégoire Saucy
9 143 Fabio D'Apuleo-Santana
11 125 Loic Caboussat

1
2
3
4
5
6



lista office



Schweizer Kart Meisterschaft 2013

KF3

Lignières 1,000 Km

Race 2

2013-09-22 14:30

Race (18 Laps) started at 14:22:37

Pos	No.	Name	Chassis/Engine	Entrant	Total Tm	Laps	Diff	Best Tm	Ø km/h	Points
1	113	Fabio Scherer	Zanardi/Iame	KRC Waltenschwil	11:30.786	18		37.893	93,806	20
2	130	Gjergj Haxhiu	Swiss Hutless/BMB	Lugano Kart Team	11:31.072	18	0.286	38.129	93,767	17
3	177	Boris Kaech	MAD/TM	Kart Club Thun Oberland	11:32.328	18	1.542	38.010	93,597	15
4	192	Vindice Loic	Zanardi/Maxter	Kart Club Valais	11:33.942	18	3.156	38.329	93,380	13
5	108	Marc Anthony Meynet	-/Iame	Kart Club Valais	11:36.802	18	6.016	38.401	92,996	11
6	105	Bastien Liénard	Formula K/Iame	Liénard	11:36.840	18	6.054	38.097	92,991	10
7	119	Damian Czajowski	Gillard/TM	Lindi Racing	11:37.449	18	6.663	38.120	92,910	9
8	133	Lucas Ayrton Mauron	Zanardi/Iame	TB Motorsport	11:38.685	18	7.899	38.456	92,746	8
9	101	Grégoire Saucy	Birel/-	Kart Club Jura	11:38.813	18	8.027	38.338	92,729	7
10	143	Fabio D'Apuleo-Santana	MAD/TM	D'Apuleo-Santana	11:42.572	18	11.786	38.601	92,233	6
11	111	Yannik Brandt	Birel/Iame	Spirit Racing	11:42.605	18	11.819	38.583	92,228	5
12	125	Loic Caboussat	Birel/BMB	JD Racing Team	11:51.140	18	20.354	38.935	91,121	4

Announcements

These results are provisional until the conclusion of any judicial and technical matters!

Started: 12 Classified: 12 Not classified 0

Margin of Victory	Ø km/h	Best Lap Tm	km/h	Best Lap by
0.286	93,806	37.893	95,004	113 - Fabio Scherer

Official Timing www.motorsport-events.se / www.rgmmc.com

Orbits

Timekeeping James Geidel:

Rennleiter Paul Egli:

www.mylaps.com

Sportkommissar Alain Tissot:

Rennbüro:

Licensed to: Motorsport Events

Printed: 2013-09-22 14:52:00



lista office **LO**



Schweizer Kart Meisterschaft 2013

KF3

Lignières 1,000 Km

Race 2

2013-09-22 14:30

Race (18 Laps) started at 14:22:37

Lap	Lap Tm	Diff	Time of Day
17	39.040	+0.439	14:33:40.498
18	39.339	+0.738	14:34:19.837

(111) Yannik Brandt

Lap	Lap Tm	Diff	Time of Day
1	40.808	+2.225	14:23:18.763
2	38.949	+0.366	14:23:57.712
3	38.681	+0.098	14:24:36.393
4	38.719	+0.136	14:25:15.112
5	38.583		14:25:53.695
6	38.595	+0.012	14:26:32.290
7	39.424	+0.841	14:27:11.714
8	38.737	+0.154	14:27:50.451
9	38.661	+0.078	14:28:29.112
10	38.865	+0.282	14:29:07.977
11	38.785	+0.202	14:29:46.762
12	38.750	+0.167	14:30:25.512
13	38.773	+0.190	14:31:04.285
14	39.251	+0.668	14:31:43.536
15	38.912	+0.329	14:32:22.448
16	39.085	+0.502	14:33:01.533
17	39.178	+0.595	14:33:40.711
18	39.159	+0.576	14:34:19.870

(125) Loic Caboussat

Lap	Lap Tm	Diff	Time of Day
1	41.007	+2.072	14:23:19.322
2	39.210	+0.275	14:23:58.532
3	39.226	+0.291	14:24:37.758
4	39.069	+0.134	14:25:16.827
5	39.127	+0.192	14:25:55.954
6	39.242	+0.307	14:26:35.196
7	38.989	+0.054	14:27:14.185
8	38.935		14:27:53.120
9	39.234	+0.299	14:28:32.354
10	39.563	+0.628	14:29:11.917
11	41.299	+2.364	14:29:53.216
12	39.224	+0.289	14:30:32.440
13	39.045	+0.110	14:31:11.485
14	39.177	+0.242	14:31:50.662
15	39.534	+0.599	14:32:30.196
16	39.246	+0.311	14:33:09.442
17	39.588	+0.653	14:33:49.030
18	39.375	+0.440	14:34:28.405

Lap	Lap Tm	Diff	Time of Day
-----	--------	------	-------------

Lap	Lap Tm	Diff	Time of Day
-----	--------	------	-------------

Timekeeping James Geidel:

Rennleiter Paul Egli:

Sportkommissar Alain Tissot:

Rennbüro:

www.mylaps.com

Licensed to: Motorsport Events



lista office **LO**



Schweizer Kart Meisterschaft 2013


KF3

Lignières 1,000 Km

Finallauf

2013-09-22 16:30

Race (24 Laps)



POLE POSITION

2 177 Boris Kaech
4 192 Vindice Loic
6 108 Marc Anthony Meynet
8 101 Grégoire Saucy
10 143 Fabio D'Apuleo-Santana
12 125 Loic Caboussat

1 130 Gjergj Haxhiu
3 113 Fabio Scherer
5 133 Lucas Ayrton Mauron
7 119 Damian Czajowski
9 105 Bastien Liénard
11 111 Yannik Brandt

1
2
3
4
5
6



lista office **LO**



Schweizer Kart Meisterschaft 2013

KF3

Lignières 1,000 Km

Finallauf

2013-09-22 16:30

Race (24 Laps) started at 16:03:10

Pos	No.	Name	Chassis/Engine	Entrant	Total Tm	Laps	Diff	Best Tm	Ø km/h	Points
1	130	Gjergj Haxhiu	Swiss Hutless/BMB	Lugano Kart Team	15:18.228	24		37.929	94,094	30
2	113	Fabio Scherer	Zanardi/lame	KRC Waltenschwil	15:18.344	24	0.116	37.908	94,082	25
3	177	Boris Kaech	MAD/TM	Kart Club Thun Oberland	15:18.600	24	0.372	37.855	94,056	21
4	192	Vindice Loic	Zanardi/Maxter	Kart Club Valais	15:20.534	24	2.306	38.121	93,859	19
5	133	Lucas Ayrton Mauron	Zanardi/lame	TB Motorsport	15:31.904	24	13.676	38.579	92,713	17
6	101	Grégoire Saucy	Birel/-	Kart Club Jura	15:31.937	24	13.709	38.255	92,710	15
7	111	Yannik Brandt	Birel/lame	Spirit Racing	15:32.256	24	14.028	38.147	92,678	14
8	143	Fabio D'Apuleo-Santana	MAD/TM	D'Apuleo-Santana	15:37.224	24	18.996	38.556	92,187	13
9	105	Bastien Liénard	Formula K/lame	Liénard	15:40.183	24	21.955	38.109	91,897	12
10	119	Damian Czajowski	Gillard/TM	Lindi Racing	15:41.809	24	23.581	38.359	91,738	11
11	108	Marc Anthony Meynet	-/lame	Kart Club Valais	15:42.271	24	24.043	38.424	91,693	10
12	125	Loic Caboussat	Birel/BMB	JD Racing Team	15:58.298	24	40.070	39.268	90,160	9

Announcements

These results are provisional until the conclusion of any judicial and technical matters!

Started: 12 Classified: 12 Not classified 0

Margin of Victory	Ø km/h	Best Lap Tm	km/h	Best Lap by
0.116	94,094	37.855	95,100	177 - Boris Kaech

Official Timing www.motorsport-events.se / www.rgmmc.com

Orbits

Timekeeping James Geidel:

Rennleiter Paul Egli:

www.mylaps.com

Sportkommissar Alain Tissot:

Rennbüro:

Licensed to: Motorsport Events

Printed: 2013-09-22 16:20:41



Schweizer Kart Meisterschaft 2013

KF3

Lignières 1,000 Km

Finallauf

2013-09-22 16:30

Race (24 Laps) started at 16:03:10

Lap	Lap Tm	Diff	Time of Day
15	38.743	+0.187	16:12:56.937
16	38.978	+0.422	16:13:35.915
17	38.828	+0.272	16:14:14.743
18	39.030	+0.474	16:14:53.773
19	39.001	+0.445	16:15:32.774
20	38.955	+0.399	16:16:11.729
21	38.887	+0.331	16:16:50.616
22	39.005	+0.449	16:17:29.621
23	39.019	+0.463	16:18:08.640
24	39.161	+0.605	16:18:47.801

(105) Bastien Liénard

1	40.516	+2.407	16:03:51.714
2	38.785	+0.676	16:04:30.499
3	38.187	+0.078	16:05:08.686
4	38.881	+0.772	16:05:47.567
5	40.087	+1.978	16:06:27.654
6	38.302	+0.193	16:07:05.956
7	38.109		16:07:44.065
8	38.202	+0.093	16:08:22.267
9	51.575	+13.466	16:09:13.842
10	38.756	+0.647	16:09:52.598
11	38.295	+0.186	16:10:30.893
12	38.547	+0.438	16:11:09.440
13	38.248	+0.139	16:11:47.688
14	38.446	+0.337	16:12:26.134
15	38.342	+0.233	16:13:04.476
16	38.713	+0.604	16:13:43.189
17	38.423	+0.314	16:14:21.612
18	38.473	+0.364	16:15:00.085
19	38.400	+0.291	16:15:38.485
20	38.511	+0.402	16:16:16.996
21	38.456	+0.347	16:16:55.452
22	38.500	+0.391	16:17:33.952
23	38.429	+0.320	16:18:12.381
24	38.379	+0.270	16:18:50.760

(119) Damian Czajowski

1	40.398	+2.039	16:03:51.534
2	38.616	+0.257	16:04:30.150
3	38.359		16:05:08.509
4	38.701	+0.342	16:05:47.210
5	50.727	+12.368	16:06:37.937
6	38.823	+0.464	16:07:16.760
7	38.645	+0.286	16:07:55.405
8	38.493	+0.134	16:08:33.898
9	39.240	+0.881	16:09:13.138
10	38.583	+0.224	16:09:51.721
11	38.829	+0.470	16:10:30.550
12	38.514	+0.155	16:11:09.064
13	38.484	+0.125	16:11:47.548
14	38.376	+0.017	16:12:25.924
15	38.506	+0.147	16:13:04.430
16	39.143	+0.784	16:13:43.573
17	38.387	+0.028	16:14:21.960
18	38.724	+0.365	16:15:00.684
19	38.442	+0.083	16:15:39.126
20	38.784	+0.425	16:16:17.910
21	38.527	+0.168	16:16:56.437
22	38.692	+0.333	16:17:35.129
23	38.624	+0.265	16:18:13.753
24	38.633	+0.274	16:18:52.386

(108) Marc Anthony Meynet

1	40.536	+2.112	16:03:51.434
2	38.959	+0.535	16:04:30.393

Lap	Lap Tm	Diff	Time of Day
3	38.872	+0.448	16:05:09.265
4	38.580	+0.156	16:05:47.845
5	38.646	+0.222	16:06:26.491
6	38.424		16:07:04.915
7	38.597	+0.173	16:07:43.512
8	38.580	+0.156	16:08:22.092
9	50.641	+12.217	16:09:12.733
10	38.754	+0.330	16:09:51.487
11	39.035	+0.611	16:10:30.522
12	38.825	+0.401	16:11:09.347
13	39.210	+0.786	16:11:48.557
14	38.573	+0.149	16:12:27.130
15	38.460	+0.036	16:13:05.590
16	38.497	+0.073	16:13:44.087
17	38.550	+0.126	16:14:22.637
18	38.458	+0.034	16:15:01.095
19	38.529	+0.105	16:15:39.624
20	38.681	+0.257	16:16:18.305
21	38.439	+0.015	16:16:56.744
22	38.511	+0.087	16:17:35.255
23	38.669	+0.245	16:18:13.924
24	38.924	+0.500	16:18:52.848

(125) Loic Caboussat

1	41.518	+2.250	16:03:53.214
2	40.558	+1.290	16:04:33.772
3	39.898	+0.630	16:05:13.670
4	39.839	+0.571	16:05:53.509
5	40.282	+1.014	16:06:33.791
6	40.455	+1.187	16:07:14.246
7	39.642	+0.374	16:07:53.888
8	39.476	+0.208	16:08:33.364
9	39.738	+0.470	16:09:13.102
10	39.563	+0.295	16:09:52.665
11	40.022	+0.754	16:10:32.687
12	39.469	+0.201	16:11:12.156
13	39.524	+0.256	16:11:51.680
14	39.611	+0.343	16:12:31.291
15	39.761	+0.493	16:13:11.052
16	39.742	+0.474	16:13:50.794
17	39.763	+0.495	16:14:30.557
18	39.574	+0.306	16:15:10.131
19	39.638	+0.370	16:15:49.769
20	39.804	+0.536	16:16:29.573
21	39.268		16:17:08.841
22	39.607	+0.339	16:17:48.448
23	39.895	+0.627	16:18:28.343
24	40.532	+1.264	16:19:08.875

Lap	Lap Tm	Diff	Time of Day
-----	--------	------	-------------