



# Schweizer Kart Meisterschaft 2013

KZ2

Lignières 1,000 Km

Training

2013-09-22 09:40

Practice (10:00 Time) started at 9:53:21

Pos	No.	Name	Chassis/Engine	Entrant	Laps	Best Tm	Diff In Lap	km/h
1	2	Florian Thoma	Intrepid/TM	Thoma	15	36.284		99,217
2	5	Ken Allemann	Birel/TM	Spirit Racing	7	36.333	0.049	99,083
3	24	Gino Tengg	Birel/TM	KartClub Oerlikon	12	36.380	0.096	98,955
4	15	Nico Müller	Swiss Hutless/TM	Swiss Hutless Karts	15	36.482	0.198	98,679
5	4	Yves Von Aesch	Swiss Hutless/TM	Swiss Hutless Karts AG	14	36.528	0.244	98,555
6	14	Patric Niederhauser	Swiss Hutless/TM	Swiss Hutless Karts	14	36.628	0.344	98,285
7	21	Tobias Widmer	Mach1/TM	Kartteam Meier	15	36.636	0.352	98,264
8	17	Mike Zürcher	MAD/TM	Kart Club Thun Oberland	13	36.677	0.393	98,154
9	7	Alain Valente	Swiss Hutless/TM	Berner Kart Racing Club	8	36.689	0.405	98,122
10	45	Ilija Drovossekov	Tony Kart/Vortex	Advance Karting	15	36.689	0.405	98,122
11	10	André Reinhard	Swiss Corse/lame	Berner Kart Racing Club	15	36.704	0.420	98,082
12	16	Christian Lüdin	Swiss Hutless/TM	Speed Racing	10	36.741	0.457	97,983
13	58	Maico Puglisi	Energy/TM	Kart Club Valais	12	36.771	0.487	97,903
14	92	Philippe Ehrensberger	Ehro/TM	Swiss Hutless Karts	10	36.809	0.525	97,802
15	75	Mirco Gervasoni	Birel/TM	Kart Klub Waltenschwil	9	36.849	0.565	97,696
16	66	Gaetano Agnello	Formula K/TM	Lugano Kart Team	15	36.885	0.601	97,601
17	98	Rudolf Rhyn	Birel/TM	Kart Club Thun Oberland	11	36.894	0.610	97,577
18	34	Almir Prasovic	Gillard/TM	Lindi Racing	12	36.896	0.612	97,572
19	12	Isabelle Von Lerber	Swiss Hutless/TM	Kart Club Thun Oberland	12	36.916	0.632	97,519
20	29	Arnaud Sallin	Energy/TM	Kart Club Valais	12	37.108	0.824	97,014
21	20	Raphael Jérôme Keller	Gillard/TM	Lindi Racing	5	37.269	0.985	96,595
22	3	Sven Müller	Tony Kart/Vortex	Müller	6	37.396	1.112	96,267
23	94	Joel Spycher	Tony Kart/TM	Kart Club Seeland	11	37.485	1.201	96,038
24	33	Jody Stadelmann	Intrepid/Debei	Kart Club Jura	13	38.305	2.021	93,983
25	56	Lars Hänggi	Top Kart/TM	Hänggi			0	-



# Schweizer Kart Meisterschaft 2013

KZ2

Lignières 1,000 Km

Training

2013-09-22 09:40

Practice (10:00 Time) started at 9:53:21

Lap	Lap Tm	Diff	Time of Day
<b>(2) Florian Thoma</b>			
1	40.352	+4.068	9:54:52.596
2	37.013	+0.729	9:55:29.609
3	36.582	+0.298	9:56:06.191
4	36.294	+0.010	9:56:42.485
5	36.906	+0.622	9:57:19.391
6	36.375	+0.091	9:57:55.766
7	<b>36.284</b>		9:58:32.050
8	37.265	+0.981	9:59:09.315
9	38.587	+2.303	9:59:47.902
10	36.783	+0.499	10:00:24.685
11	36.507	+0.223	10:01:01.192
12	36.468	+0.184	10:01:37.660
13	36.379	+0.095	10:02:14.039
14	36.421	+0.137	10:02:50.460
15	59.263	+22.979	10:03:49.723

<b>(5) Ken Allemann</b>			
1	41.758	+5.425	9:54:57.020
2	37.164	+0.831	9:55:34.184
3	42.521	+6.188	9:56:16.705
4	36.652	+0.319	9:56:53.357
5	36.442	+0.109	9:57:29.799
6	36.365	+0.032	9:58:06.164
7	<b>36.333</b>		9:58:42.497

<b>(24) Gino Tengg</b>			
1	40.456	+4.076	9:54:52.548
2	37.674	+1.294	9:55:30.222
3	37.518	+1.138	9:56:07.740
4	36.790	+0.410	9:56:44.530
5	36.694	+0.314	9:57:21.224
6	<b>36.380</b>		9:57:57.604
7	36.859	+0.479	9:58:34.463
8	36.439	+0.059	9:59:10.902
9	36.725	+0.345	9:59:47.627
10	36.920	+0.540	10:00:24.547
11	36.890	+0.510	10:01:01.437
12	36.845	+0.465	10:01:38.282

<b>(15) Nico Müller</b>			
1	41.521	+5.039	9:54:54.875
2	38.940	+2.458	9:55:33.815
3	36.963	+0.481	9:56:10.778
4	36.731	+0.249	9:56:47.509
5	36.522	+0.040	9:57:24.031
6	36.557	+0.075	9:58:00.588
7	<b>36.482</b>		9:58:37.070
8	36.676	+0.194	9:59:13.746
9	36.681	+0.199	9:59:50.427
10	36.714	+0.232	10:00:27.141
11	36.693	+0.211	10:01:03.834
12	36.737	+0.255	10:01:40.571
13	36.755	+0.273	10:02:17.326
14	36.839	+0.357	10:02:54.165
15	38.964	+2.482	10:03:33.129

<b>(4) Yves Von Aesch</b>			
1	42.800	+6.272	9:54:54.557
2	38.963	+2.435	9:55:33.520
3	39.640	+3.112	9:56:13.160
4	40.289	+3.761	9:56:53.449
5	36.677	+0.149	9:57:30.126
6	36.549	+0.021	9:58:06.675
7	<b>36.528</b>		9:58:43.203

8	36.778	+0.250	9:59:19.981
9	36.935	+0.407	9:59:56.916
10	36.738	+0.210	10:00:33.654
11	36.850	+0.322	10:01:10.504
12	38.406	+1.878	10:01:48.910
13	38.238	+1.710	10:02:27.148
14	36.863	+0.335	10:03:04.011

<b>(14) Patric Niederhauser</b>			
1	51.182	+14.554	9:55:23.657
2	44.759	+8.131	9:56:08.416
3	41.017	+4.389	9:56:49.433
4	38.836	+2.208	9:57:28.269
5	36.901	+0.273	9:58:05.170
6	36.861	+0.233	9:58:42.031
7	<b>36.628</b>		9:59:18.659
8	37.012	+0.384	9:59:55.671
9	36.787	+0.159	10:00:32.458
10	37.075	+0.447	10:01:09.533
11	36.809	+0.181	10:01:46.342
12	36.944	+0.316	10:02:23.286
13	36.813	+0.185	10:03:00.099
14	36.945	+0.317	10:03:37.044

<b>(21) Tobias Widmer</b>			
1	40.536	+3.900	9:54:52.977
2	37.910	+1.274	9:55:30.887
3	37.919	+1.283	9:56:08.806
4	36.819	+0.183	9:56:45.625
5	<b>36.636</b>		9:57:22.261
6	36.719	+0.083	9:57:58.980
7	36.870	+0.234	9:58:35.850
8	36.837	+0.201	9:59:12.687
9	36.974	+0.338	9:59:49.661
10	38.948	+2.312	10:00:28.609
11	36.960	+0.324	10:01:05.569
12	36.877	+0.241	10:01:42.446
13	37.011	+0.375	10:02:19.457
14	37.005	+0.369	10:02:56.462
15	37.136	+0.500	10:03:33.598

<b>(17) Mike Zürcher</b>			
1	40.183	+3.506	9:54:58.441
2	37.294	+0.617	9:55:35.735
3	37.308	+0.631	9:56:13.043
4	36.888	+0.211	9:56:49.931
5	37.012	+0.335	9:57:26.943
6	36.749	+0.072	9:58:03.692
7	36.768	+0.091	9:58:40.460
8	36.834	+0.157	9:59:17.294
9	40.535	+3.858	9:59:57.829
10	<b>36.677</b>		10:00:34.506
11	36.843	+0.166	10:01:11.349
12	2:05.700	+1:29.023	10:03:17.049
13	36.862	+0.185	10:03:53.911

<b>(7) Alain Valente</b>			
1	1:44.465	+1:07.776	9:55:47.887
2	37.103	+0.414	9:56:24.990
3	36.700	+0.011	9:57:01.690
4	<b>36.689</b>		9:57:38.379
5	36.713	+0.024	9:58:15.092
6	37.187	+0.498	9:58:52.279
7	36.805	+0.116	9:59:29.084
8	36.763	+0.074	10:00:05.847

<b>(45) Ilia Drovossekov</b>			
1	41.941	+5.252	9:54:55.739
2	38.366	+1.677	9:55:34.105
3	37.635	+0.946	9:56:11.740
4	37.281	+0.592	9:56:49.021
5	37.045	+0.356	9:57:26.066
6	<b>36.689</b>		9:58:02.755
7	36.705	+0.016	9:58:39.460
8	36.722	+0.033	9:59:16.182
9	36.985	+0.296	9:59:53.167
10	36.845	+0.156	10:00:30.012
11	37.038	+0.349	10:01:07.050
12	36.753	+0.064	10:01:43.803
13	36.766	+0.077	10:02:20.569
14	37.132	+0.443	10:02:57.701
15	36.849	+0.160	10:03:34.550

<b>(10) André Reinhard</b>			
1	38.159	+1.455	9:54:48.857
2	37.307	+0.603	9:55:26.164
3	37.120	+0.416	9:56:03.284
4	36.957	+0.253	9:56:40.241
5	<b>36.704</b>		9:57:16.945
6	36.705	+0.001	9:57:53.650
7	38.482	+1.778	9:58:32.132
8	37.558	+0.854	9:59:09.690
9	42.248	+5.544	9:59:51.938
10	36.870	+0.166	10:00:28.808
11	41.526	+4.822	10:01:10.334
12	39.236	+2.532	10:01:49.570
13	38.852	+2.148	10:02:28.422
14	42.269	+5.565	10:03:10.691
15	36.787	+0.083	10:03:47.478

<b>(16) Christian Lüdin</b>			
1	41.627	+4.886	9:54:57.633
2	37.389	+0.648	9:55:35.022
3	37.302	+0.561	9:56:12.324
4	37.091	+0.350	9:56:49.415
5	36.984	+0.243	9:57:26.399
6	37.071	+0.330	9:58:03.470
7	<b>36.741</b>		9:58:40.211
8	36.930	+0.189	9:59:17.141
9	36.901	+0.160	9:59:54.042
10	37.032	+0.291	10:00:31.074

<b>(58) Maico Puglisi</b>			
1	41.923	+5.152	9:55:03.967
2	38.476	+1.705	9:55:42.443
3	37.314	+0.543	9:56:19.757
4	37.234	+0.463	9:56:56.991
5	38.025	+1.254	9:57:35.016
6	36.916	+0.145	9:58:11.932
7	<b>36.771</b>		9:58:48.703
8	37.006	+0.235	9:59:25.709
9	2:26.938	+1:50.167	10:01:52.647
10	36.927	+0.156	10:02:29.574
11	36.927	+0.156	10:03:06.501
12	36.967	+0.196	10:03:43.468

<b>(92) Philippe Ehrensberger</b>			
1	46.454	+9.645	9:55:24.249
2	39.886	+3.077	9:56:04.135
3	37.801	+0.992	9:56:41.936
4	38.380	+1.571	9:57:20.316
5	37.066	+0.257	9:57:57.382





# Schweizer Kart Meisterschaft 2013

KZ2

Lignières 1,000 Km

Training

2013-09-22 09:40

Practice (10:00 Time) started at 9:53:21

Lap	Lap Tm	Diff	Time of Day
6	37.850	+1.041	9:58:35.232
7	<b>36.809</b>		9:59:12.041
8	37.503	+0.694	9:59:49.544
9	36.906	+0.097	10:00:26.450
10	36.858	+0.049	10:01:03.308

(75) Mirco Gervasoni

1	39.090	+2.241	9:54:50.712
2	37.285	+0.436	9:55:27.997
3	36.869	+0.020	9:56:04.866
4	37.222	+0.373	9:56:42.088
5	37.198	+0.349	9:57:19.286
6	37.102	+0.253	9:57:56.388
7	36.929	+0.080	9:58:33.317
8	<b>36.849</b>		9:59:10.166
9	37.182	+0.333	9:59:47.348

(66) Gaetano Agnello

1	45.464	+8.579	9:55:01.508
2	38.058	+1.173	9:55:39.566
3	37.821	+0.936	9:56:17.387
4	36.914	+0.029	9:56:54.301
5	<b>36.885</b>		9:57:31.186
6	36.928	+0.043	9:58:08.114
7	36.984	+0.099	9:58:45.098
8	37.057	+0.172	9:59:22.155
9	37.062	+0.177	9:59:59.217
10	37.271	+0.386	10:00:36.488
11	37.485	+0.600	10:01:13.973
12	37.256	+0.371	10:01:51.229
13	37.247	+0.362	10:02:28.476
14	37.376	+0.491	10:03:05.852
15	37.457	+0.572	10:03:43.309

(98) Rudolf Rhyn

1	41.491	+4.597	9:54:55.030
2	38.950	+2.056	9:55:33.980
3	39.935	+3.041	9:56:13.915
4	37.306	+0.412	9:56:51.221
5	37.211	+0.317	9:57:28.432
6	37.077	+0.183	9:58:05.509
7	<b>36.894</b>		9:58:42.403
8	37.308	+0.414	9:59:19.711
9	37.479	+0.585	9:59:57.190
10	2:45.267	+2:08.373	10:02:42.457
11	37.256	+0.362	10:03:19.713

(34) Almir Prasovic

1	43.978	+7.082	9:55:01.238
2	40.558	+3.662	9:55:41.796
3	37.428	+0.532	9:56:19.224
4	37.528	+0.632	9:56:56.752
5	37.474	+0.578	9:57:34.226
6	37.187	+0.291	9:58:11.413
7	37.069	+0.173	9:58:48.482
8	36.973	+0.077	9:59:25.455
9	36.906	+0.010	10:00:02.361
10	2:25.206	+1:48.310	10:02:27.567
11	<b>36.896</b>		10:03:04.463
12	37.295	+0.399	10:03:41.758

(12) Isabelle Von Lerber

1	40.333	+3.417	9:54:58.808
2	37.279	+0.363	9:55:36.087
3	37.134	+0.218	9:56:13.221
4	36.999	+0.083	9:56:50.220

Lap	Lap Tm	Diff	Time of Day
5	37.179	+0.263	9:57:27.399
6	<b>36.916</b>		9:58:04.315
7	36.976	+0.060	9:58:41.291
8	37.018	+0.102	9:59:18.309
9	37.145	+0.229	9:59:55.454
10	37.491	+0.575	10:00:32.945
11	37.220	+0.304	10:01:10.165
12	37.462	+0.546	10:01:47.627

(29) Arnaud Sallin

1	38.508	+1.400	9:55:05.403
2	37.690	+0.582	9:55:43.093
3	37.722	+0.614	9:56:20.815
4	37.322	+0.214	9:56:58.137
5	37.387	+0.279	9:57:35.524
6	<b>37.108</b>		9:58:12.632
7	37.341	+0.233	9:58:49.973
8	37.504	+0.396	9:59:27.477
9	2:25.670	+1:48.562	10:01:53.147
10	37.195	+0.087	10:02:30.342
11	37.346	+0.238	10:03:07.688
12	37.738	+0.630	10:03:45.426

(20) Raphael Jérôme Keller

1	41.116	+3.847	9:54:57.261
2	<b>37.269</b>		9:55:34.530
3	37.355	+0.086	9:56:11.885
4	1:34.730	+57.461	9:57:46.615
5	37.518	+0.249	9:58:24.133

(3) Sven Müller

1	46.134	+8.738	9:55:15.782
2	41.383	+3.987	9:55:57.165
3	40.391	+2.995	9:56:37.556
4	37.731	+0.335	9:57:15.287
5	38.907	+1.511	9:57:54.194
6	<b>37.396</b>		9:58:31.590

(94) Joel Spycher

1	40.883	+3.398	9:55:04.185
2	38.736	+1.251	9:55:42.921
3	38.453	+0.968	9:56:21.374
4	<b>37.485</b>		9:56:58.859
5	37.506	+0.021	9:57:36.365
6	38.486	+1.001	9:58:14.851
7	38.189	+0.704	9:58:53.040
8	37.628	+0.143	9:59:30.668
9	37.602	+0.117	10:00:08.270
10	38.070	+0.585	10:00:46.340
11	37.955	+0.470	10:01:24.295

(33) Jody Stadelmann

1	42.294	+3.989	9:55:00.107
2	39.193	+0.888	9:55:39.300
3	39.017	+0.712	9:56:18.317
4	38.328	+0.023	9:56:56.645
5	39.471	+1.166	9:57:36.116
6	38.592	+0.287	9:58:14.708
7	39.174	+0.869	9:58:53.882
8	38.643	+0.338	9:59:32.525
9	38.431	+0.126	10:00:10.956
10	<b>38.305</b>		10:00:49.261
11	38.407	+0.102	10:01:27.668
12	38.932	+0.627	10:02:06.600
13	38.500	+0.195	10:02:45.100





lista office



## Schweizer Kart Meisterschaft 2013

KZ2

Lignières 1,000 Km

Zeittraining -NEW-

2013-09-22 10:40

Qualifying (6:00 Time) started at 10:45:56

Pos	No.	Name	Chassis/Engine	Entrant	Laps	Best Tm	Diff In Lap	km/h
1	7	Alain Valente	Swiss Hutless/TM	Berner Kart Racing Club	5	36.151		99,582
2	10	André Reinhard	Swiss Corse/lame	Berner Kart Racing Club	8	36.204	0.053	99,437
3	5	Ken Allemann	Birel/TM	Spirit Racing	5	36.210	0.059	99,420
4	24	Gino Tengg	Birel/TM	KartClub Oerlikon	8	36.216	0.065	99,404
5	45	Ilija Drovossekov	Tony Kart/Vortex	Advance Karting	8	36.361	0.210	99,007
6	92	Philippe Ehrensberger	Ehro/TM	Swiss Hutless Karts	8	36.366	0.215	98,994
7	14	Patric Niederhauser	Swiss Hutless/TM	Swiss Hutless Karts	9	36.381	0.230	98,953
8	4	Yves Von Aesch	Swiss Hutless/TM	Swiss Hutless Karts AG	8	36.387	0.236	98,936
9	15	Nico Müller	Swiss Hutless/TM	Swiss Hutless Karts	9	36.396	0.245	98,912
10	3	Sven Müller	Tony Kart/Vortex	Müller	8	36.487	0.336	98,665
11	21	Tobias Widmer	Mach1/TM	Kartteam Meier	9	36.490	0.339	98,657
12	12	Isabelle Von Lerber	Swiss Hutless/TM	Kart Club Thun Oberland	9	36.493	0.342	98,649
13	75	Mirco Gervasoni	Birel/TM	Kart Klub Waltenschwil	9	36.511	0.360	98,600
14	20	Raphael Jérôme Keller	Gillard/TM	Lindi Racing	7	36.524	0.373	98,565
15	58	Maïco Puglisi	Energy/TM	Kart Club Valais	9	36.618	0.467	98,312
16	16	Christian Lüdin	Swiss Hutless/TM	Speed Racing	9	36.674	0.523	98,162
17	98	Rudolf Rhyn	Birel/TM	Kart Club Thun Oberland	6	36.680	0.529	98,146
18	34	Almir Prasovic	Gillard/TM	Lindi Racing	8	36.721	0.570	98,037
19	94	Joel Spycher	Tony Kart/TM	Kart Club Seeland	8	36.787	0.636	97,861
20	66	Gaetano Agnello	Formula K/TM	Lugano Kart Team	8	36.846	0.695	97,704
21	29	Arnaud Sallin	Energy/TM	Kart Club Valais	6	36.943	0.792	97,447
22	2	Florian Thoma	Intrepid/TM	Thoma	6	37.048	0.897	97,171
23	56	Lars Hänggi	Top Kart/TM	Hänggi	9	37.083	0.932	97,080
24	33	Jody Stadelmann	Intrepid/Debei	Kart Club Jura	8	37.375	1.224	96,321
Not classified								
DQ	17	Mike Zürcher	MAD/TM	Kart Club Thun Oberland	9	36.435	7	98,806

## Announcements

These results are provisional until the conclusion of any judicial and technical matters

No. 17 excluded of the whole event / leaving parc fermé



# Schweizer Kart Meisterschaft 2013

KZ2

Lignières 1,000 Km

Zeittraining

2013-09-22 10:40

Qualifying (6:00 Time) started at 10:45:56

Lap	Lap Tm	Diff	Time of Day
<b>(7) Alain Valente</b>			
1	41.211	+5.060	10:47:21.290
2	42.560	+6.409	10:48:03.850
3	36.383	+0.232	10:48:40.233
4	<b>36.151</b>		10:49:16.384
5	36.222	+0.071	10:49:52.606

<b>(10) André Reinhard</b>			
1	39.847	+3.643	10:47:20.320
2	36.699	+0.495	10:47:57.019
3	36.621	+0.417	10:48:33.640
4	<b>36.204</b>		10:49:09.844
5	36.232	+0.028	10:49:46.076
6	36.599	+0.395	10:50:22.675
7	36.344	+0.140	10:50:59.019
8	36.406	+0.202	10:51:35.425

<b>(5) Ken Allemann</b>			
1	43.499	+7.289	10:49:39.164
2	36.592	+0.382	10:50:15.756
3	<b>36.210</b>		10:50:51.966
4	50.950	+14.740	10:51:42.916
5	36.416	+0.206	10:52:19.332

<b>(24) Gino Tengg</b>			
1	43.706	+7.490	10:47:58.373
2	37.175	+0.959	10:48:35.548
3	36.718	+0.502	10:49:12.266
4	36.588	+0.372	10:49:48.854
5	<b>36.216</b>		10:50:25.070
6	36.643	+0.427	10:51:01.713
7	36.635	+0.419	10:51:38.348
8	39.506	+3.290	10:52:17.854

<b>(45) Ilija Drovossekov</b>			
1	37.807	+1.446	10:47:30.681
2	36.863	+0.502	10:48:07.544
3	36.784	+0.423	10:48:44.328
4	<b>36.361</b>		10:49:20.689
5	36.427	+0.066	10:49:57.116
6	37.970	+1.609	10:50:35.086
7	36.489	+0.128	10:51:11.575
8	36.694	+0.333	10:51:48.269

<b>(92) Philippe Ehrensberger</b>			
1	38.040	+1.674	10:47:53.988
2	37.227	+0.861	10:48:31.215
3	36.437	+0.071	10:49:07.652
4	<b>36.366</b>		10:49:44.018
5	36.421	+0.055	10:50:20.439
6	36.444	+0.078	10:50:56.883
7	37.018	+0.652	10:51:33.901
8	36.616	+0.250	10:52:10.517

<b>(14) Patric Niederhauser</b>			
1	40.507	+4.126	10:47:21.438
2	37.685	+1.304	10:47:59.123
3	37.011	+0.630	10:48:36.134
4	37.185	+0.804	10:49:13.319
5	<b>36.381</b>		10:49:49.700
6	37.194	+0.813	10:50:26.894
7	36.641	+0.260	10:51:03.535
8	36.510	+0.129	10:51:40.045
9	36.723	+0.342	10:52:16.768

<b>(4) Yves Von Aesch</b>			
1	40.728	+4.341	10:47:19.698
2	37.472	+1.085	10:47:57.170
3	37.934	+1.547	10:48:35.104
4	<b>36.387</b>		10:49:11.491
5	36.436	+0.049	10:49:47.927
6	36.601	+0.214	10:50:24.528
7	36.413	+0.026	10:51:00.941
8	36.678	+0.291	10:51:37.619

<b>(15) Nico Müller</b>			
1	40.884	+4.488	10:47:20.736
2	37.613	+1.217	10:47:58.349
3	37.126	+0.730	10:48:35.475
4	36.523	+0.127	10:49:11.998
5	<b>36.396</b>		10:49:48.394
6	36.504	+0.108	10:50:24.898
7	36.541	+0.145	10:51:01.439
8	36.673	+0.277	10:51:38.112
9	36.777	+0.381	10:52:14.889

<b>(17) Mike Zürcher</b>			
1	38.183	+1.748	10:47:27.248
2	37.316	+0.881	10:48:04.564
3	36.708	+0.273	10:48:41.272
4	36.639	+0.204	10:49:17.911
5	40.672	+4.237	10:49:58.583
6	36.779	+0.344	10:50:35.362
7	<b>36.435</b>		10:51:11.797
8	37.320	+0.885	10:51:49.117
9	36.663	+0.228	10:52:25.780

<b>(3) Sven Müller</b>			
1	37.586	+1.099	10:47:30.972
2	36.828	+0.341	10:48:07.800
3	36.649	+0.162	10:48:44.449
4	36.529	+0.042	10:49:20.978
5	<b>36.487</b>		10:49:57.465
6	37.263	+0.776	10:50:34.728
7	36.614	+0.127	10:51:11.342
8	36.773	+0.286	10:51:48.115

<b>(21) Tobias Widmer</b>			
1	43.754	+7.264	10:47:29.243
2	40.534	+4.044	10:48:09.777
3	37.117	+0.627	10:48:46.894
4	36.718	+0.228	10:49:23.612
5	<b>36.490</b>		10:50:00.102
6	36.885	+0.395	10:50:36.987
7	39.078	+2.588	10:51:16.065
8	36.648	+0.158	10:51:52.713
9	40.379	+3.889	10:52:33.092

<b>(12) Isabelle Von Lerber</b>			
1	38.385	+1.892	10:47:29.269
2	36.617	+0.124	10:48:05.886
3	<b>36.493</b>		10:48:42.379
4	36.992	+0.499	10:49:19.371
5	36.801	+0.308	10:49:56.172
6	36.698	+0.205	10:50:32.870
7	36.744	+0.251	10:51:09.614
8	36.993	+0.500	10:51:46.607
9	37.029	+0.536	10:52:23.636

<b>(75) Mirco Gervasoni</b>			
1	40.070	+3.559	10:47:22.162

2	42.216	+5.705	10:48:04.378
3	36.724	+0.213	10:48:41.102
4	36.650	+0.139	10:49:17.752
5	<b>36.511</b>		10:49:54.263
6	45.018	+8.507	10:50:39.281
7	36.917	+0.406	10:51:16.198
8	36.986	+0.475	10:51:53.184
9	38.975	+2.464	10:52:32.159

<b>(20) Raphael Jérôme Keller</b>			
1	44.137	+7.613	10:47:25.166
2	37.117	+0.593	10:48:02.283
3	36.828	+0.304	10:48:39.111
4	<b>36.524</b>		10:49:15.635
5	36.612	+0.088	10:49:52.247
6	36.709	+0.185	10:50:28.956
7	36.765	+0.241	10:51:05.721

<b>(58) Maico Puglisi</b>			
1	40.577	+3.959	10:47:21.953
2	38.402	+1.784	10:48:00.355
3	36.733	+0.115	10:48:37.088
4	<b>36.618</b>		10:49:13.706
5	36.995	+0.377	10:49:50.701
6	36.729	+0.111	10:50:27.430
7	37.706	+1.088	10:51:05.136
8	36.706	+0.088	10:51:41.842
9	37.030	+0.412	10:52:18.872

<b>(16) Christian Lüdin</b>			
1	40.801	+4.127	10:47:21.300
2	37.484	+0.810	10:47:58.784
3	37.234	+0.560	10:48:36.018
4	36.787	+0.113	10:49:12.805
5	36.757	+0.083	10:49:49.562
6	<b>36.674</b>		10:50:26.236
7	40.177	+3.503	10:51:06.413
8	37.144	+0.470	10:51:43.557
9	36.919	+0.245	10:52:20.476

<b>(98) Rudolf Rhyn</b>			
1	39.592	+2.912	10:47:38.727
2	37.138	+0.458	10:48:15.865
3	36.820	+0.140	10:48:52.685
4	36.715	+0.035	10:49:29.400
5	36.802	+0.122	10:50:06.202
6	<b>36.680</b>		10:50:42.882

<b>(34) Almir Prasovic</b>			
1	40.786	+4.065	10:47:21.565
2	37.828	+1.107	10:47:59.393
3	36.997	+0.276	10:48:36.390
4	37.182	+0.461	10:49:13.572
5	36.875	+0.154	10:49:50.447
6	<b>36.721</b>		10:50:27.168
7	37.070	+0.349	10:51:04.238
8	37.106	+0.385	10:51:41.344

<b>(94) Joel Spycher</b>			
1	39.427	+2.640	10:47:38.932
2	37.399	+0.612	10:48:16.331
3	37.118	+0.331	10:48:53.449
4	36.818	+0.031	10:49:30.267
5	<b>36.787</b>		10:50:07.054
6	36.899	+0.112	10:50:43.953
7	36.805	+0.018	10:51:20.758







# Schweizer Kart Meisterschaft 2013

KZ2

Lignières 1,000 Km

Zeittraining

2013-09-22 10:40

Qualifying (6:00 Time) started at 10:45:56

Lap	Lap Tm	Diff	Time of Day
8	37.202	+0.415	10:51:57.960

(66) Gaetano Agnello

1	44.831	+7.985	10:47:52.710
2	53.034	+16.188	10:48:45.744
3	38.531	+1.685	10:49:24.275
4	36.918	+0.072	10:50:01.193
5	36.928	+0.082	10:50:38.121
6	37.258	+0.412	10:51:15.379
7	37.193	+0.347	10:51:52.572
8	<b>36.846</b>		10:52:29.418

(29) Arnaud Sallin

1	37.525	+0.582	10:47:45.120
2	<b>36.943</b>		10:48:22.063
3	36.982	+0.039	10:48:59.045
4	38.151	+1.208	10:49:37.196
5	37.282	+0.339	10:50:14.478
6	37.311	+0.368	10:50:51.789

(2) Florian Thoma

1	39.166	+2.118	10:47:19.007
2	37.715	+0.667	10:47:56.722
3	37.236	+0.188	10:48:33.958
4	<b>37.048</b>		10:49:11.006
5	39.989	+2.941	10:49:50.995
6	50.624	+13.576	10:50:41.619

(56) Lars Hänggi

1	38.319	+1.236	10:47:27.591
2	37.391	+0.308	10:48:04.982
3	<b>37.083</b>		10:48:42.065
4	37.106	+0.023	10:49:19.171
5	37.776	+0.693	10:49:56.947
6	38.432	+1.349	10:50:35.379
7	37.425	+0.342	10:51:12.804
8	37.400	+0.317	10:51:50.204
9	38.032	+0.949	10:52:28.236

(33) Jody Stadelmann

1	39.554	+2.179	10:47:31.817
2	38.076	+0.701	10:48:09.893
3	38.386	+1.011	10:48:48.279
4	<b>37.375</b>		10:49:25.654
5	37.433	+0.058	10:50:03.087
6	37.510	+0.135	10:50:40.597
7	37.561	+0.186	10:51:18.158
8	37.880	+0.505	10:51:56.038

Lap	Lap Tm	Diff	Time of Day
-----	--------	------	-------------

Lap	Lap Tm	Diff	Time of Day
-----	--------	------	-------------



lista office **LO**



# Schweizer Kart Meisterschaft 2013


KZ2

Lignières 1,000 Km

Race 1

2013-09-22 12:00

Race (18 Laps)



POLE POSITION

		POLE POSITION		
<b>2</b>	<b>10 André Reinhard</b> 36.204	<b>1</b>	<b>7 Alain Valente</b> 36.151	<b>1</b>
<b>4</b>	<b>24 Gino Tengg</b> 36.216	<b>3</b>	<b>5 Ken Allemann</b> 36.210	<b>2</b>
<b>6</b>	<b>92 Philippe Ehrensberger</b> 36.366	<b>5</b>	<b>45 Ilia Drovossekov</b> 36.361	<b>3</b>
<b>8</b>	<b>4 Yves Von Aesch</b> 36.387	<b>7</b>	<b>14 Patric Niederhauser</b> 36.381	<b>4</b>
<b>10</b>	<b>17 Mike Zürcher</b> 36.435	<b>9</b>	<b>15 Nico Müller</b> 36.396	<b>5</b>
<b>12</b>	<b>21 Tobias Widmer</b> 36.490	<b>11</b>	<b>3 Sven Müller</b> 36.487	<b>6</b>
<b>14</b>	<b>75 Mirco Gervasoni</b> 36.511	<b>13</b>	<b>12 Isabelle Von Lerber</b> 36.493	<b>7</b>
<b>16</b>	<b>58 Maïco Puglisi</b> 36.618	<b>15</b>	<b>20 Raphael Jérôme Keller</b> 36.524	<b>8</b>
<b>18</b>	<b>98 Rudolf Rhyn</b> 36.680	<b>17</b>	<b>16 Christian Lüdin</b> 36.674	<b>9</b>
<b>20</b>	<b>94 Joel Spycher</b> 36.787	<b>19</b>	<b>34 Almir Prasovic</b> 36.721	<b>10</b>
<b>22</b>	<b>29 Arnaud Sallin</b> 36.943	<b>21</b>	<b>66 Gaetano Agnello</b> 36.846	<b>11</b>
<b>24</b>	<b>56 Lars Hänggi</b> 37.083	<b>23</b>	<b>2 Florian Thoma</b> 37.048	<b>12</b>
		<b>25</b>	<b>33 Jody Stadelmann</b> 37.375	<b>13</b>



lista office



## Schweizer Kart Meisterschaft 2013

KZ2

Lignières 1,000 Km

Race 1

**-NEW-**

2013-09-22 12:00

Race (18 Laps) started at 13:17:02

Pos	No.	Name	Chassis/Engine	Entrant	Total Tm	Laps	Diff	Best Tm	Ø km/h	Points
1	10	André Reinhard	Swiss Corse/Iame	Berner Kart Racing Club	11:02.398	18		36.465	97,826	20
2	7	Alain Valente	Swiss Hutless/TM	Berner Kart Racing Club	11:05.374	18	2.976	36.460	97,389	17
3	24	Gino Tengg	Birel/TM	KartClub Oerlikon	11:05.948	18	3.550	36.654	97,305	15
4	92	Phillippe Ehrensberger	Ehro/TM	Swiss Hutless Karts	11:06.139	18	3.741	36.633	97,277	13
5	4	Yves Von Aesch	Swiss Hutless/TM	Swiss Hutless Karts AG	11:06.577	18	4.179	36.522	97,213	11
6	45	Ilija Drovossekov	Tony Kart/Vortex	Advance Karting	11:06.704	18	4.306	36.654	97,195	10
7	3	Sven Müller	Tony Kart/Vortex	Müller	11:08.222	18	5.824	36.678	96,974	9
8	2	Florian Thoma	Intrepid/TM	Thoma	11:08.306	18	5.908	36.344	96,962	8
9	98	Rudolf Rhyn	Birel/TM	Kart Club Thun Oberland	11:08.544	18	6.146	36.723	96,927	7
10	21	Tobias Widmer	Mach1/TM	Kartteam Meier	11:09.558	18	7.160	36.741	96,780	6
11	94	Joel Spycher	Tony Kart/TM	Kart Club Seeland	11:11.841	18	9.443	36.737	96,451	5
12	20	Raphael Jérôme Keller	Gillard/TM	Lindi Racing	11:14.304	18	11.906	36.798	96,099	4
13	75	Mirco Gervasoni	Birel/TM	Kart Klub Waltenschwil	11:15.120	18	12.722	36.889	95,983	3
14	66	Gaetano Agnello	Formula K/TM	Lugano Kart Team	11:17.685	18	15.287	36.938	95,620	2
15	29	Arnaud Sallin	Energy/TM	Kart Club Valais	11:21.073	18	18.675	37.175	95,144	1
16	56	Lars Hänggi	Top Kart/TM	Hänggi	11:30.790	18	28.392	37.260	93,806	0
17	16	Christian Lüdin	Swiss Hutless/TM	Speed Racing	6:29.914	10	8 Laps	36.855	92,328	0
Not classified (60% = 10 Laps)										
	14	Patric Niederhauser	Swiss Hutless/TM	Swiss Hutless Karts	5:35.535	9	9 Laps	36.727	96,562	0
	15	Nico Müller	Swiss Hutless/TM	Swiss Hutless Karts	5:35.645	9	9 Laps	36.749	96,531	0
	5	Ken Allemann	Birel/TM	Spirit Racing	3:41.993	6	12 Laps	36.402	97,300	0
	34	Almir Prasovic	Gillard/TM	Lindi Racing	2:35.626	4	14 Laps	37.261	92,530	0
	33	Jody Stadelmann	Intrepid/Debei	Kart Club Jura	3.823		18 Laps		-	0
	12	Isabelle Von Lerber	Swiss Hutless/TM	Kart Club Thun Oberland	4.952		18 Laps		-	0
	58	Maico Puglisi	Energy/TM	Kart Club Valais					-	0
DQ	17	Mike Zürcher	MAD/TM	Kart Club Thun Oberland	1.472		DQ		-	0

## Announcements

These results are provisional until the conclusion of any judicial and technical matters!

Driver penalties 10 second : Drivers number 56 + 16 - Jump Start

Started: 25 Classified: 16 Not classified 9

No. 17 excluded of the whole event / leaving parc fermé

Margin of Victory	Ø km/h	Best Lap Tm	km/h	Best Lap by
2.976	97,826	36.344	99,053	2 - Florian Thoma

Official Timing [www.motorsport-events.se](http://www.motorsport-events.se) / [www.rgmmc.com](http://www.rgmmc.com)

Orbits

Timekeeping James Geidel:

Rennleiter Paul Egli:

[www.mylaps.com](http://www.mylaps.com)

Sportkommissar Alain Tissot:

Rennbüro:

Licensed to: Motorsport Events

Printed: 2013-09-22 17:43:44





# Schweizer Kart Meisterschaft 2013

KZ2

Lignières 1,000 Km

Race 1

2013-09-22 12:00

Race (18 Laps) started at 13:17:02

Lap	Lap Tm	Diff	Time of Day
<b>(10) André Reinhard</b>			
1	38.059	+1.594	13:17:41.026
2	36.964	+0.499	13:18:17.990
3	36.694	+0.229	13:18:54.684
4	36.521	+0.056	13:19:31.205
5	<b>36.465</b>		13:20:07.670
6	37.051	+0.586	13:20:44.721
7	36.756	+0.291	13:21:21.477
8	36.688	+0.223	13:21:58.165
9	36.698	+0.233	13:22:34.863
10	36.638	+0.173	13:23:11.501
11	36.838	+0.373	13:23:48.339
12	36.738	+0.273	13:24:25.077
13	36.687	+0.222	13:25:01.764
14	36.673	+0.208	13:25:38.437
15	36.670	+0.205	13:26:15.107
16	36.833	+0.368	13:26:51.940
17	36.610	+0.145	13:27:28.550
18	36.815	+0.350	13:28:05.365

Lap	Lap Tm	Diff	Time of Day
<b>(7) Alain Valente</b>			
1	37.986	+1.526	13:17:41.142
2	37.017	+0.557	13:18:18.159
3	36.592	+0.132	13:18:54.751
4	36.625	+0.165	13:19:31.376
5	<b>36.460</b>		13:20:07.836
6	37.118	+0.658	13:20:44.954
7	38.560	+2.100	13:21:23.514
8	36.783	+0.323	13:22:00.297
9	36.616	+0.156	13:22:36.913
10	36.639	+0.179	13:23:13.552
11	36.893	+0.433	13:23:50.445
12	36.964	+0.504	13:24:27.409
13	36.798	+0.338	13:25:04.207
14	36.837	+0.377	13:25:41.044
15	36.707	+0.247	13:26:17.751
16	36.697	+0.237	13:26:54.448
17	36.616	+0.156	13:27:31.064
18	37.277	+0.817	13:28:08.341

Lap	Lap Tm	Diff	Time of Day
<b>(24) Gino Tengg</b>			
1	38.087	+1.433	13:17:41.349
2	37.302	+0.648	13:18:18.651
3	36.950	+0.296	13:18:55.601
4	36.749	+0.095	13:19:32.350
5	36.675	+0.021	13:20:09.025
6	37.018	+0.364	13:20:46.043
7	37.043	+0.389	13:21:23.086
8	36.904	+0.250	13:21:59.990
9	36.696	+0.042	13:22:36.686
10	<b>36.654</b>		13:23:13.340
11	36.924	+0.270	13:23:50.264
12	37.112	+0.458	13:24:27.376
13	37.185	+0.531	13:25:04.561
14	36.860	+0.206	13:25:41.421
15	36.848	+0.194	13:26:18.269
16	36.873	+0.219	13:26:55.142
17	36.797	+0.143	13:27:31.939
18	36.976	+0.322	13:28:08.915

Lap	Lap Tm	Diff	Time of Day
<b>(92) Philippe Ehrensberger</b>			
1	38.451	+1.818	13:17:42.262
2	37.122	+0.489	13:18:19.384
3	36.780	+0.147	13:18:56.164
4	36.647	+0.014	13:19:32.811

Lap	Lap Tm	Diff	Time of Day
5	36.669	+0.036	13:20:09.480
6	37.054	+0.421	13:20:46.534
7	37.222	+0.589	13:21:23.756
8	36.908	+0.275	13:22:00.664
9	<b>36.633</b>		13:22:37.297
10	36.731	+0.098	13:23:14.028
11	36.856	+0.223	13:23:50.884
12	36.851	+0.218	13:24:27.735
13	36.990	+0.357	13:25:04.725
14	36.876	+0.243	13:25:41.601
15	36.865	+0.232	13:26:18.466
16	36.916	+0.283	13:26:55.382
17	36.849	+0.216	13:27:32.231
18	36.875	+0.242	13:28:09.106

Lap	Lap Tm	Diff	Time of Day
<b>(4) Yves Von Aesch</b>			
1	38.457	+1.935	13:17:42.972
2	36.758	+0.236	13:18:19.730
3	36.686	+0.164	13:18:56.416
4	<b>36.522</b>		13:19:32.938
5	36.721	+0.199	13:20:09.659
6	37.267	+0.745	13:20:46.926
7	37.112	+0.590	13:21:24.038
8	36.848	+0.326	13:22:00.886
9	36.755	+0.233	13:22:37.641
10	36.671	+0.149	13:23:14.312
11	36.823	+0.301	13:23:51.135
12	36.871	+0.349	13:24:28.006
13	36.841	+0.319	13:25:04.847
14	37.117	+0.595	13:25:41.964
15	36.836	+0.314	13:26:18.800
16	36.844	+0.322	13:26:55.644
17	36.808	+0.286	13:27:32.452
18	37.092	+0.570	13:28:09.544

Lap	Lap Tm	Diff	Time of Day
<b>(45) Ilija Drovoskov</b>			
1	38.159	+1.505	13:17:41.828
2	37.031	+0.377	13:18:18.859
3	36.986	+0.332	13:18:55.845
4	36.678	+0.024	13:19:32.523
5	36.684	+0.030	13:20:09.207
6	37.551	+0.897	13:20:46.758
7	37.150	+0.496	13:21:23.908
8	37.314	+0.660	13:22:01.222
9	<b>36.654</b>		13:22:37.876
10	36.695	+0.041	13:23:14.571
11	36.765	+0.111	13:23:51.336
12	36.852	+0.198	13:24:28.188
13	36.884	+0.230	13:25:05.072
14	37.144	+0.490	13:25:42.216
15	36.793	+0.139	13:26:19.009
16	36.868	+0.214	13:26:55.877
17	36.772	+0.118	13:27:32.649
18	37.022	+0.368	13:28:09.671

Lap	Lap Tm	Diff	Time of Day
<b>(3) Sven Müller</b>			
1	36.989	+0.311	13:18:20.150
2	36.863	+0.185	13:18:57.013
3	36.688	+0.010	13:19:33.701
4	<b>36.678</b>		13:20:10.379
5	36.868	+0.190	13:20:47.247
6	37.083	+0.405	13:21:24.330
7	37.110	+0.432	13:22:01.440
8	36.850	+0.172	13:22:38.290
9	36.791	+0.113	13:23:15.081
10	36.910	+0.232	13:23:51.991

Lap	Lap Tm	Diff	Time of Day
11	37.434	+0.756	13:24:29.425
12	37.074	+0.396	13:25:06.499
13	36.949	+0.271	13:25:43.448
14	36.924	+0.246	13:26:20.372
15	36.860	+0.182	13:26:57.232
16	36.906	+0.228	13:27:34.138
17	37.051	+0.373	13:28:11.189

Lap	Lap Tm	Diff	Time of Day
<b>(2) Florian Thoma</b>			
1	39.253	+2.909	13:17:45.938
2	37.127	+0.783	13:18:23.065
3	37.528	+1.184	13:19:00.593
4	37.081	+0.737	13:19:37.674
5	36.550	+0.206	13:20:14.224
6	36.680	+0.336	13:20:50.904
7	36.728	+0.384	13:21:27.632
8	37.183	+0.839	13:22:04.815
9	36.457	+0.113	13:22:41.272
10	37.391	+1.047	13:23:18.663
11	36.691	+0.347	13:23:55.354
12	36.548	+0.204	13:24:31.902
13	36.575	+0.231	13:25:08.477
14	36.471	+0.127	13:25:44.948
15	36.611	+0.267	13:26:21.559
16	<b>36.344</b>		13:26:57.903
17	36.454	+0.110	13:27:34.357
18	36.916	+0.572	13:28:11.273

Lap	Lap Tm	Diff	Time of Day
<b>(98) Rudolf Rhyn</b>			
1	39.234	+2.511	13:17:44.016
2	36.826	+0.103	13:18:20.842
3	37.065	+0.342	13:18:57.907
4	<b>36.723</b>		13:19:34.630
5	36.825	+0.102	13:20:11.455
6	36.783	+0.060	13:20:48.238
7	36.922	+0.199	13:21:25.160
8	36.857	+0.134	13:22:02.017
9	36.803	+0.080	13:22:38.820
10	37.239	+0.516	13:23:16.059
11	36.765	+0.042	13:23:52.824
12	36.848	+0.125	13:24:29.672
13	36.984	+0.261	13:25:06.656
14	36.973	+0.250	13:25:43.629
15	36.894	+0.171	13:26:20.523
16	36.888	+0.165	13:26:57.411
17	36.922	+0.199	13:27:34.333
18	37.178	+0.455	13:28:11.511

Lap	Lap Tm	Diff	Time of Day
<b>(21) Tobias Widmer</b>			
1	39.985	+3.244	13:17:44.626
2	37.023	+0.282	13:18:21.649
3	36.860	+0.119	13:18:58.509
4	36.770	+0.029	13:19:35.279
5	36.776	+0.035	13:20:12.055
6	36.811	+0.070	13:20:48.866
7	36.861	+0.120	13:21:25.727
8	36.896	+0.155	13:22:02.623
9	<b>36.741</b>		13:22:39.364
10	37.704	+0.963	13:23:17.068
11	36.903	+0.162	13:23:53.971
12	36.749	+0.008	13:24:30.720
13	36.944	+0.203	13:25:07.664
14	36.822	+0.081	13:25:44.486
15	37.032	+0.291	13:26:21.518
16	37.045	+0.304	13:26:58.563
17	36.923	+0.182	13:27:35.486



# Schweizer Kart Meisterschaft 2013

KZ2

Lignières 1,000 Km

Race 1

2013-09-22 12:00

Race (18 Laps) started at 13:17:02

Lap	Lap Tm	Diff	Time of Day
18	37.039	+0.298	13:28:12.525
<b>(94) Joel Spycher</b>			
1	39.280	+2.543	13:17:44.774
2	37.150	+0.413	13:18:21.924
3	36.934	+0.197	13:18:58.858
4	<b>36.737</b>		13:19:35.595
5	36.781	+0.044	13:20:12.376
6	36.825	+0.088	13:20:49.201
7	36.941	+0.204	13:21:26.142
8	36.875	+0.138	13:22:03.017
9	36.931	+0.194	13:22:39.948
10	37.865	+1.128	13:23:17.813
11	36.952	+0.215	13:23:54.765
12	37.028	+0.291	13:24:31.793
13	37.555	+0.818	13:25:09.348
14	37.043	+0.306	13:25:46.391
15	37.075	+0.338	13:26:23.466
16	37.081	+0.344	13:27:00.547
17	37.079	+0.342	13:27:37.626
18	37.182	+0.445	13:28:14.808

Lap	Lap Tm	Diff	Time of Day
<b>(20) Raphael Jérôme Keller</b>			
1	39.525	+2.727	13:17:45.607
2	37.280	+0.482	13:18:22.887
3	36.871	+0.073	13:18:59.758
4	<b>36.798</b>		13:19:36.556
5	37.396	+0.598	13:20:13.952
6	36.815	+0.017	13:20:50.767
7	37.358	+0.560	13:21:28.125
8	37.190	+0.392	13:22:05.315
9	37.083	+0.285	13:22:42.398
10	38.431	+1.633	13:23:20.829
11	37.120	+0.322	13:23:57.949
12	37.022	+0.224	13:24:34.971
13	36.978	+0.180	13:25:11.949
14	37.011	+0.213	13:25:48.960
15	37.170	+0.372	13:26:26.130
16	37.076	+0.278	13:27:03.206
17	36.972	+0.174	13:27:40.178
18	37.093	+0.295	13:28:17.271

Lap	Lap Tm	Diff	Time of Day
<b>(75) Mirco Gervasoni</b>			
1	39.074	+2.185	13:17:45.145
2	37.185	+0.296	13:18:22.330
3	37.070	+0.181	13:18:59.400
4	36.914	+0.025	13:19:36.314
5	37.120	+0.231	13:20:13.434
6	<b>36.889</b>		13:20:50.323
7	36.992	+0.103	13:21:27.315
8	37.727	+0.838	13:22:05.042
9	37.231	+0.342	13:22:42.273
10	38.521	+1.632	13:23:20.794
11	37.472	+0.583	13:23:58.266
12	37.123	+0.234	13:24:35.389
13	36.971	+0.082	13:25:12.360
14	37.134	+0.245	13:25:49.494
15	37.095	+0.206	13:26:26.589
16	37.132	+0.243	13:27:03.721
17	37.189	+0.300	13:27:40.910
18	37.177	+0.288	13:28:18.087

Lap	Lap Tm	Diff	Time of Day
<b>(66) Gaetano Agnello</b>			
1	39.082	+2.144	13:17:44.981
2	37.213	+0.275	13:18:22.194
3	37.063	+0.125	13:18:59.257

Lap	Lap Tm	Diff	Time of Day
4	<b>36.938</b>		13:19:36.195
5	37.040	+0.102	13:20:13.235
6	36.982	+0.044	13:20:50.217
7	37.034	+0.096	13:21:27.251
8	37.676	+0.738	13:22:04.927
9	37.203	+0.265	13:22:42.130
10	39.474	+2.536	13:23:21.604
11	37.255	+0.317	13:23:58.859
12	37.128	+0.190	13:24:35.987
13	37.642	+0.704	13:25:13.629
14	37.347	+0.409	13:25:50.976
15	37.491	+0.553	13:26:28.467
16	37.273	+0.335	13:27:05.740
17	37.249	+0.311	13:27:42.989
18	37.663	+0.725	13:28:20.652

Lap	Lap Tm	Diff	Time of Day
<b>(29) Arnaud Sallin</b>			
1	39.698	+2.523	13:17:46.216
2	37.652	+0.477	13:18:23.868
3	37.756	+0.581	13:19:01.624
4	37.474	+0.299	13:19:39.098
5	37.436	+0.261	13:20:16.534
6	37.324	+0.149	13:20:53.858
7	37.272	+0.097	13:21:31.130
8	<b>37.175</b>		13:22:08.305
9	37.205	+0.030	13:22:45.510
10	38.072	+0.897	13:23:23.582
11	37.986	+0.811	13:24:01.568
12	37.634	+0.459	13:24:39.202
13	37.380	+0.205	13:25:16.582
14	37.564	+0.389	13:25:54.146
15	37.498	+0.323	13:26:31.644
16	37.394	+0.219	13:27:09.038
17	37.592	+0.417	13:27:46.630
18	37.410	+0.235	13:28:24.040

Lap	Lap Tm	Diff	Time of Day
<b>(56) Lars Hänggi</b>			
1	39.383	+2.123	13:17:45.903
2	37.631	+0.371	13:18:23.534
3	37.279	+0.019	13:19:00.813
4	37.369	+0.109	13:19:38.182
5	37.279	+0.019	13:20:15.461
6	37.280	+0.020	13:20:52.741
7	<b>37.260</b>		13:21:30.001
8	37.280	+0.020	13:22:07.281
9	37.290	+0.030	13:22:44.571
10	38.073	+0.813	13:23:22.644
11	38.785	+1.525	13:24:01.429
12	37.486	+0.226	13:24:38.915
13	37.435	+0.175	13:25:16.350
14	37.462	+0.202	13:25:53.812
15	37.492	+0.232	13:26:31.304
16	37.442	+0.182	13:27:08.746
17	37.531	+0.271	13:27:46.277
18	37.480	+0.220	13:28:23.757

Lap	Lap Tm	Diff	Time of Day
<b>(16) Christian Lüdin</b>			
1	39.221	+2.366	13:17:46.767
2	37.434	+0.579	13:18:24.201
3	37.277	+0.422	13:19:01.478
4	37.253	+0.398	13:19:38.731
5	37.454	+0.599	13:20:16.185
6	<b>36.855</b>		13:20:53.040
7	37.202	+0.347	13:21:30.242
8	37.176	+0.321	13:22:07.418
9	37.526	+0.671	13:22:44.944

Lap	Lap Tm	Diff	Time of Day
10	37.937	+1.082	13:23:22.881
<b>(14) Patric Niederhauser</b>			
1	38.747	+2.020	13:17:43.391
2	37.109	+0.382	13:18:20.500
3	36.808	+0.081	13:18:57.308
4	36.989	+0.262	13:19:34.297
5	<b>36.727</b>		13:20:11.024
6	36.815	+0.088	13:20:47.839
7	36.844	+0.117	13:21:24.683
8	36.950	+0.223	13:22:01.633
9	36.869	+0.142	13:22:38.502

Lap	Lap Tm	Diff	Time of Day
<b>(15) Nico Müller</b>			
1	38.986	+2.237	13:17:43.625
2	37.104	+0.355	13:18:20.729
3	36.920	+0.171	13:18:57.649
4	36.795	+0.046	13:19:34.444
5	<b>36.749</b>		13:20:11.193
6	36.770	+0.021	13:20:47.963
7	36.913	+0.164	13:21:24.876
8	36.877	+0.128	13:22:01.753
9	36.859	+0.110	13:22:38.612

Lap	Lap Tm	Diff	Time of Day
<b>(5) Ken Allemann</b>			
1	38.057	+1.655	13:17:41.449
2	37.184	+0.782	13:18:18.633
3	36.549	+0.147	13:18:55.182
4	<b>36.402</b>		13:19:31.584
5	36.496	+0.094	13:20:08.080
6	36.880	+0.478	13:20:44.960

Lap	Lap Tm	Diff	Time of Day
<b>(34) Almir Prasovic</b>			
1	40.534	+3.273	13:17:45.518
2	<b>37.261</b>		13:18:22.779
3	38.010	+0.749	13:19:00.789
4	37.804	+0.543	13:19:38.593





lista office **LO**



# Schweizer Kart Meisterschaft 2013


KZ2

Lignières 1,000 Km

Race 2

2013-09-22 14:50

Race (18 Laps)



POLE POSITION

<b>2</b> 7 Alain Valente
<b>4</b> 92 Philippe Ehrensberger
<b>6</b> 45 Ilia Drovossekov
<b>8</b> 2 Florian Thoma
<b>10</b> 21 Tobias Widmer
<b>12</b> 20 Raphael Jérôme Keller
<b>14</b> 66 Gaetano Agnello
<b>16</b> 56 Lars Hänggi
<b>18</b> 14 Patric Niederhauser
<b>20</b> 5 Ken Allemann
<b>22</b> 17 Mike Zürcher
<b>24</b> 12 Isabelle Von Lerber

<b>1</b> 10 André Reinhard
<b>3</b> 24 Gino Tengg
<b>5</b> 4 Yves Von Aesch
<b>7</b> 3 Sven Müller
<b>9</b> 98 Rudolf Rhyn
<b>11</b> 94 Joel Spycher
<b>13</b> 75 Mirco Gervasoni
<b>15</b> 29 Arnaud Sallin
<b>17</b> 16 Christian Lüdin
<b>19</b> 15 Nico Müller
<b>21</b> 34 Almir Prasovic
<b>23</b> 33 Jody Stadelmann
<b>25</b> 58 Maico Puglisi

**1**  
**2**  
**3**  
**4**  
**5**  
**6**  
**7**  
**8**  
**9**  
**10**  
**11**  
**12**  
**13**





lista office



## Schweizer Kart Meisterschaft 2013

KZ2

Lignières 1,000 Km

Race 2 -NEW-

2013-09-22 14:50

Race (18 Laps) started at 14:43:03

Pos	No.	Name	Chassis/Engine	Entrant	Total Tm	Laps	Diff	Best Tm	Ø km/h	Points
1	7	Alain Valente	Swiss Hutless/TM	Berner Kart Racing Club	11:05.358	18		36.516	97,391	20
2	10	André Reinhard	Swiss Corse/Iame	Berner Kart Racing Club	11:05.505	18	0.147	36.551	97,370	17
3	92	Philippe Ehrensberger	Ehro/TM	Swiss Hutless Karts	11:06.366	18	1.008	36.645	97,244	15
4	45	Ilija Drovossekov	Tony Kart/Vortex	Advance Karting	11:06.563	18	1.205	36.537	97,215	13
5	24	Gino Tengg	Birel/TM	KartClub Oerlikon	11:10.120	18	4.762	36.847	96,699	11
6	4	Yves Von Aesch	Swiss Hutless/TM	Swiss Hutless Karts AG	11:11.584	18	6.226	36.838	96,488	10
7	5	Ken Allemann	Birel/TM	Spirit Racing	11:11.710	18	6.352	36.680	96,470	9
8	2	Florian Thoma	Intrepid/TM	Thoma	11:11.739	18	6.381	36.813	96,466	8
9	3	Sven Müller	Tony Kart/Vortex	Müller	11:11.899	18	6.541	36.807	96,443	7
10	98	Rudolf Rhyn	Birel/TM	Kart Club Thun Oberland	11:12.076	18	6.718	36.837	96,418	6
11	21	Tobias Widmer	Mach1/TM	Kartteam Meier	11:12.384	18	7.026	36.875	96,374	5
12	20	Raphael Jérôme Keller	Gillard/TM	Lindi Racing	11:12.687	18	7.329	36.810	96,330	4
13	15	Nico Müller	Swiss Hutless/TM	Swiss Hutless Karts	11:13.084	18	7.726	36.755	96,273	3
14	34	Almir Prasovic	Gillard/TM	Lindi Racing	11:17.903	18	12.545	36.993	95,589	2
15	58	Maico Puglisi	Energy/TM	Kart Club Valais	11:18.163	18	12.805	36.804	95,552	1
16	75	Mirco Gervasoni	Birel/TM	Kart Klub Waltenschwil	11:18.369	18	13.011	36.937	95,523	0
17	66	Gaetano Agnello	Formula K/TM	Lugano Kart Team	11:21.006	18	15.648	37.181	95,153	0
18	56	Lars Hänggi	Top Kart/TM	Hänggi	11:23.473	18	18.115	37.321	94,810	0
19	29	Arnaud Sallin	Energy/TM	Kart Club Valais	11:26.038	18	20.680	37.397	94,455	0
20	33	Jody Stadelmann	Intrepid/Debei	Kart Club Jura	11:27.219	18	21.861	37.404	94,293	0
21	94	Joel Spycher	Tony Kart/TM	Kart Club Seeland	8:43.600	14	4 Laps	36.898	96,257	0
22	14	Patric Niederhauser	Swiss Hutless/TM	Swiss Hutless Karts	8:44.474	14	4 Laps	36.564	96,096	0
23	16	Christian Lüdin	Swiss Hutless/TM	Speed Racing	7:31.176	12	6 Laps	36.902	95,750	0
24	12	Isabelle Von Lerber	Swiss Hutless/TM	Kart Club Thun Oberland	7:31.545	12	6 Laps	36.654	95,672	0
Not classified (60% = 10 Laps)										
DQ	17	Mike Zürcher	MAD/TM	Kart Club Thun Oberland	9:47.441	13	DQ	36.528	79,668	0

## Announcements

These results are provisional until the conclusion of any judicial and technical matters

Started: 25 Classified: 24 Not classified 1

No. 17 excluded of the whole event / leaving parc fermé

Margin of Victory	Ø km/h	Best Lap Tm	km/h	Best Lap by
0.147	97,391	36.516	98,587	7 - Alain Valente

Official Timing [www.motorsport-events.se](http://www.motorsport-events.se) / [www.rgmmc.com](http://www.rgmmc.com)

Orbits

Timekeeping James Geidel:

Rennleiter Paul Egli:

[www.mylaps.com](http://www.mylaps.com)

Sportkommissar Alain Tissot:

Rennbüro:

Licensed to: Motorsport Events

Printed: 2013-09-22 17:41:51



# Schweizer Kart Meisterschaft 2013

KZ2

Lignières 1,000 Km

Race 2

2013-09-22 14:50

Race (18 Laps) started at 14:43:03

Lap	Lap Tm	Diff	Time of Day
<b>(7) Alain Valente</b>			
1	38.000	+1.484	14:43:41.456
2	37.311	+0.795	14:44:18.767
3	36.881	+0.365	14:44:55.648
4	36.712	+0.196	14:45:32.360
5	36.643	+0.127	14:46:09.003
6	<b>36.516</b>		14:46:45.519
7	36.544	+0.028	14:47:22.063
8	36.590	+0.074	14:47:58.653
9	36.666	+0.150	14:48:35.319
10	36.686	+0.170	14:49:12.005
11	36.749	+0.233	14:49:48.754
12	36.691	+0.175	14:50:25.445
13	37.208	+0.692	14:51:02.653
14	36.823	+0.307	14:51:39.476
15	36.759	+0.243	14:52:16.235
16	37.205	+0.689	14:52:53.440
17	37.077	+0.561	14:53:30.517
18	37.957	+1.441	14:54:08.474

Lap	Lap Tm	Diff	Time of Day
<b>(10) André Reinhard</b>			
1	38.193	+1.642	14:43:41.309
2	37.169	+0.618	14:44:18.478
3	36.776	+0.225	14:44:55.254
4	<b>36.551</b>		14:45:31.805
5	36.635	+0.084	14:46:08.440
6	36.679	+0.128	14:46:45.119
7	36.657	+0.106	14:47:21.776
8	36.686	+0.135	14:47:58.462
9	36.734	+0.183	14:48:35.196
10	36.739	+0.188	14:49:11.935
11	36.725	+0.174	14:49:48.660
12	36.704	+0.153	14:50:25.364
13	36.969	+0.418	14:51:02.333
14	36.937	+0.386	14:51:39.270
15	36.910	+0.359	14:52:16.180
16	37.181	+0.630	14:52:53.361
17	37.078	+0.527	14:53:30.439
18	38.182	+1.631	14:54:08.621

Lap	Lap Tm	Diff	Time of Day
<b>(92) Philippe Ehrensberger</b>			
1	38.398	+1.753	14:43:42.052
2	37.308	+0.663	14:44:19.360
3	37.105	+0.460	14:44:56.465
4	36.971	+0.326	14:45:33.436
5	37.000	+0.355	14:46:10.436
6	<b>36.645</b>		14:46:47.081
7	36.832	+0.187	14:47:23.913
8	36.805	+0.160	14:48:00.718
9	36.745	+0.100	14:48:37.463
10	36.694	+0.049	14:49:14.157
11	36.808	+0.163	14:49:50.965
12	36.867	+0.222	14:50:27.832
13	36.787	+0.142	14:51:04.619
14	36.935	+0.290	14:51:41.554
15	36.861	+0.216	14:52:18.415
16	37.087	+0.442	14:52:55.502
17	37.071	+0.426	14:53:32.573
18	36.909	+0.264	14:54:09.482

Lap	Lap Tm	Diff	Time of Day
<b>(45) Ilija Drovossekov</b>			
1	38.881	+2.344	14:43:42.744
2	37.408	+0.871	14:44:20.152
3	37.192	+0.655	14:44:57.344
4	37.104	+0.567	14:45:34.448

Lap	Lap Tm	Diff	Time of Day
5	36.916	+0.379	14:46:11.364
6	36.948	+0.411	14:46:48.312
7	36.725	+0.188	14:47:25.037
8	<b>36.537</b>		14:48:01.574
9	36.579	+0.042	14:48:38.153
10	36.561	+0.024	14:49:14.714
11	36.718	+0.181	14:49:51.432
12	36.709	+0.172	14:50:28.141
13	36.815	+0.278	14:51:04.956
14	36.785	+0.248	14:51:41.741
15	36.803	+0.266	14:52:18.544
16	37.077	+0.540	14:52:55.621
17	37.058	+0.521	14:53:32.679
18	37.000	+0.463	14:54:09.679

Lap	Lap Tm	Diff	Time of Day
<b>(24) Gino Tengg</b>			
1	39.008	+2.161	14:43:42.580
2	37.456	+0.609	14:44:20.036
3	37.167	+0.320	14:44:57.203
4	37.148	+0.301	14:45:34.351
5	36.853	+0.006	14:46:11.204
6	37.070	+0.223	14:46:48.274
7	37.254	+0.407	14:47:25.528
8	<b>36.847</b>		14:48:02.375
9	36.866	+0.019	14:48:39.241
10	37.038	+0.191	14:49:16.279
11	37.017	+0.170	14:49:53.296
12	37.048	+0.201	14:50:30.344
13	37.110	+0.263	14:51:07.454
14	37.189	+0.342	14:51:44.643
15	37.137	+0.290	14:52:21.780
16	37.171	+0.324	14:52:58.951
17	37.075	+0.228	14:53:36.026
18	37.210	+0.363	14:54:13.236

Lap	Lap Tm	Diff	Time of Day
<b>(4) Yves Von Aesch</b>			
1	38.708	+1.870	14:43:42.832
2	37.431	+0.593	14:44:20.263
3	37.158	+0.320	14:44:57.421
4	37.403	+0.565	14:45:34.824
5	<b>36.838</b>		14:46:11.662
6	36.943	+0.105	14:46:48.605
7	37.077	+0.239	14:47:25.682
8	36.861	+0.023	14:48:02.543
9	36.922	+0.084	14:48:39.465
10	37.007	+0.169	14:49:16.472
11	37.016	+0.178	14:49:53.488
12	37.033	+0.195	14:50:30.521
13	37.353	+0.515	14:51:07.874
14	37.096	+0.258	14:51:44.970
15	37.037	+0.199	14:52:22.007
16	37.065	+0.227	14:52:59.072
17	37.178	+0.340	14:53:36.250
18	38.450	+1.612	14:54:14.700

Lap	Lap Tm	Diff	Time of Day
<b>(5) Ken Allemann</b>			
1	38.767	+2.087	14:43:44.012
2	37.098	+0.418	14:44:21.110
3	37.243	+0.563	14:44:58.353
4	37.461	+0.781	14:45:35.814
5	<b>36.680</b>		14:46:12.494
6	36.850	+0.170	14:46:49.344
7	36.824	+0.144	14:47:26.168
8	36.726	+0.046	14:48:02.894
9	36.865	+0.185	14:48:39.759
10	37.114	+0.434	14:49:16.873

Lap	Lap Tm	Diff	Time of Day
11	36.905	+0.225	14:49:53.778
12	37.003	+0.323	14:50:30.781
13	37.224	+0.544	14:51:08.005
14	37.229	+0.549	14:51:45.234
15	37.024	+0.344	14:52:22.258
16	37.179	+0.499	14:52:59.437
17	36.916	+0.236	14:53:36.353
18	38.473	+1.793	14:54:14.826

Lap	Lap Tm	Diff	Time of Day
<b>(2) Florian Thoma</b>			
1	38.910	+2.097	14:43:43.396
2	37.373	+0.560	14:44:20.769
3	37.233	+0.420	14:44:58.002
4	37.202	+0.389	14:45:35.204
5	36.852	+0.039	14:46:12.056
6	36.854	+0.041	14:46:48.910
7	37.087	+0.274	14:47:25.997
8	37.051	+0.238	14:48:03.048
9	<b>36.813</b>		14:48:39.861
10	37.116	+0.303	14:49:16.977
11	36.968	+0.155	14:49:53.945
12	36.989	+0.176	14:50:30.934
13	37.172	+0.359	14:51:08.106
14	37.272	+0.459	14:51:45.378
15	37.038	+0.225	14:52:22.416
16	37.263	+0.450	14:52:59.679
17	36.846	+0.033	14:53:36.525
18	38.330	+1.517	14:54:14.855

Lap	Lap Tm	Diff	Time of Day
<b>(3) Sven Müller</b>			
1	38.747	+1.940	14:43:43.052
2	37.383	+0.576	14:44:20.435
3	37.231	+0.424	14:44:57.666
4	37.443	+0.636	14:45:35.109
5	<b>36.807</b>		14:46:11.916
6	36.900	+0.093	14:46:48.816
7	37.079	+0.272	14:47:25.895
8	36.895	+0.088	14:48:02.790
9	36.866	+0.059	14:48:39.656
10	37.094	+0.287	14:49:16.750
11	36.929	+0.122	14:49:53.679
12	37.046	+0.239	14:50:30.725
13	37.214	+0.407	14:51:07.939
14	37.212	+0.405	14:51:45.151
15	37.030	+0.223	14:52:22.181
16	37.975	+1.168	14:53:00.156
17	36.941	+0.134	14:53:37.097
18	37.918	+1.111	14:54:15.015

Lap	Lap Tm	Diff	Time of Day
<b>(98) Rudolf Rhyn</b>			
1	38.922	+2.085	14:43:43.236
2	37.456	+0.619	14:44:20.692
3	37.228	+0.391	14:44:57.920
4	37.541	+0.704	14:45:35.461
5	36.942	+0.105	14:46:12.403
6	36.916	+0.079	14:46:49.319
7	37.099	+0.262	14:47:26.418
8	36.994	+0.157	14:48:03.412
9	<b>36.837</b>		14:48:40.249
10	37.017	+0.180	14:49:17.266
11	36.908	+0.071	14:49:54.174
12	37.025	+0.188	14:50:31.199
13	37.182	+0.345	14:51:08.381
14	37.306	+0.469	14:51:45.687
15	37.052	+0.215	14:52:22.739
16	37.599	+0.762	14:53:00.338







# Schweizer Kart Meisterschaft 2013

KZ2

Lignières 1,000 Km

Race 2

2013-09-22 14:50

Race (18 Laps) started at 14:43:03

Lap	Lap Tm	Diff	Time of Day
17	37.007	+0.170	14:53:37.345
18	37.847	+1.010	14:54:15.192

(21) Tobias Widmer

Lap	Lap Tm	Diff	Time of Day
1	39.394	+2.519	14:43:43.743
2	37.283	+0.408	14:44:21.026
3	37.345	+0.470	14:44:58.371
4	37.569	+0.694	14:45:35.940
5	37.054	+0.179	14:46:12.994
6	36.911	+0.036	14:46:49.905
7	36.900	+0.025	14:47:26.805
8	<b>36.875</b>		14:48:03.680
9	37.043	+0.168	14:48:40.723
10	36.937	+0.062	14:49:17.660
11	36.992	+0.117	14:49:54.652
12	36.966	+0.091	14:50:31.618
13	37.020	+0.145	14:51:08.638
14	37.446	+0.571	14:51:46.084
15	36.999	+0.124	14:52:23.083
16	37.412	+0.537	14:53:00.495
17	37.092	+0.217	14:53:37.587
18	37.913	+1.038	14:54:15.500

(20) Raphael Jérôme Keller

Lap	Lap Tm	Diff	Time of Day
1	39.447	+2.637	14:43:43.942
2	37.616	+0.806	14:44:21.558
3	37.188	+0.378	14:44:58.746
4	37.339	+0.529	14:45:36.085
5	37.073	+0.263	14:46:13.158
6	36.949	+0.139	14:46:50.107
7	<b>36.810</b>		14:47:26.917
8	36.941	+0.131	14:48:03.858
9	36.995	+0.185	14:48:40.853
10	37.017	+0.207	14:49:17.870
11	36.965	+0.155	14:49:54.835
12	37.010	+0.200	14:50:31.845
13	37.106	+0.296	14:51:08.951
14	37.512	+0.702	14:51:46.463
15	37.183	+0.373	14:52:23.646
16	37.326	+0.516	14:53:00.972
17	37.292	+0.482	14:53:38.264
18	37.539	+0.729	14:54:15.803

(15) Nico Müller

Lap	Lap Tm	Diff	Time of Day
1	39.268	+2.513	14:43:44.598
2	37.817	+1.062	14:44:22.415
3	37.124	+0.369	14:44:59.539
4	37.528	+0.773	14:45:37.067
5	37.099	+0.344	14:46:14.166
6	36.910	+0.155	14:46:51.076
7	36.916	+0.161	14:47:27.992
8	37.110	+0.355	14:48:05.102
9	37.154	+0.399	14:48:42.256
10	36.935	+0.180	14:49:19.191
11	<b>36.755</b>		14:49:55.946
12	37.042	+0.287	14:50:32.988
13	36.879	+0.124	14:51:09.867
14	37.076	+0.321	14:51:46.943
15	38.335	+1.580	14:52:25.278
16	37.373	+0.618	14:53:02.651
17	36.777	+0.022	14:53:39.428
18	36.772	+0.017	14:54:16.200

(34) Almir Prasovic

Lap	Lap Tm	Diff	Time of Day
1	39.840	+2.847	14:43:45.541
2	37.559	+0.566	14:44:23.100

Lap	Lap Tm	Diff	Time of Day
3	37.970	+0.977	14:45:01.070
4	37.442	+0.449	14:45:38.512
5	37.035	+0.042	14:46:15.547
6	37.330	+0.337	14:46:52.877
7	38.141	+1.148	14:47:31.018
8	37.116	+0.123	14:48:08.134
9	37.165	+0.172	14:48:45.299
10	37.346	+0.353	14:49:22.645
11	<b>36.993</b>		14:49:59.638
12	37.301	+0.308	14:50:36.939
13	37.237	+0.244	14:51:14.176
14	37.436	+0.443	14:51:51.612
15	37.459	+0.466	14:52:29.071
16	37.254	+0.261	14:53:06.325
17	37.306	+0.313	14:53:43.631
18	37.388	+0.395	14:54:21.019

(58) Maico Puglisi

Lap	Lap Tm	Diff	Time of Day
1	41.001	+4.197	14:43:46.920
2	37.971	+1.167	14:44:24.891
3	37.461	+0.657	14:45:02.352
4	37.574	+0.770	14:45:39.926
5	38.075	+1.271	14:46:18.001
6	36.895	+0.091	14:46:54.896
7	37.237	+0.433	14:47:32.133
8	37.146	+0.342	14:48:09.279
9	37.245	+0.441	14:48:46.524
10	37.529	+0.725	14:49:24.053
11	37.271	+0.467	14:50:01.324
12	<b>36.804</b>		14:50:38.128
13	36.938	+0.134	14:51:15.066
14	36.935	+0.131	14:51:52.001
15	37.919	+1.115	14:52:29.920
16	36.956	+0.152	14:53:06.876
17	37.095	+0.291	14:53:43.971
18	37.308	+0.504	14:54:21.279

(75) Mirco Gervasoni

Lap	Lap Tm	Diff	Time of Day
1	41.516	+4.579	14:43:46.699
2	37.986	+1.049	14:44:24.685
3	37.554	+0.617	14:45:02.239
4	37.525	+0.588	14:45:39.764
5	38.066	+1.129	14:46:17.830
6	<b>36.937</b>		14:46:54.767
7	37.202	+0.265	14:47:31.969
8	37.173	+0.236	14:48:09.142
9	37.244	+0.307	14:48:46.386
10	37.093	+0.156	14:49:23.479
11	36.984	+0.047	14:50:00.463
12	37.096	+0.159	14:50:37.559
13	37.014	+0.077	14:51:14.573
14	37.182	+0.245	14:51:51.755
15	37.833	+0.896	14:52:29.588
16	37.135	+0.198	14:53:06.723
17	37.550	+0.613	14:53:44.273
18	37.212	+0.275	14:54:21.485

(66) Gaetano Agnello

Lap	Lap Tm	Diff	Time of Day
1	41.272	+4.091	14:43:46.561
2	37.766	+0.585	14:44:24.327
3	37.716	+0.535	14:45:02.043
4	37.578	+0.397	14:45:39.621
5	37.594	+0.413	14:46:17.215
6	37.397	+0.216	14:46:54.612
7	<b>37.181</b>		14:47:31.793
8	37.201	+0.020	14:48:08.994

Lap	Lap Tm	Diff	Time of Day
9	37.335	+0.154	14:48:46.329
10	37.575	+0.394	14:49:23.904
11	37.371	+0.190	14:50:01.275
12	37.535	+0.354	14:50:38.810
13	37.299	+0.118	14:51:16.109
14	37.332	+0.151	14:51:53.441
15	37.710	+0.529	14:52:31.151
16	37.806	+0.625	14:53:08.957
17	37.582	+0.401	14:53:46.539
18	37.583	+0.402	14:54:24.122

(56) Lars Hänggi

Lap	Lap Tm	Diff	Time of Day
1	40.022	+2.701	14:43:44.944
2	38.047	+0.726	14:44:22.991
3	37.687	+0.366	14:45:00.678
4	38.843	+1.522	14:45:39.521
5	39.600	+2.279	14:46:19.121
6	<b>37.321</b>		14:46:56.442
7	37.607	+0.286	14:47:34.049
8	37.510	+0.189	14:48:11.559
9	37.458	+0.137	14:48:49.017
10	37.435	+0.114	14:49:26.452
11	37.589	+0.268	14:50:04.041
12	37.548	+0.227	14:50:41.589
13	37.866	+0.545	14:51:19.455
14	37.520	+0.199	14:51:56.975
15	37.412	+0.091	14:52:34.387
16	37.425	+0.104	14:53:11.812
17	37.338	+0.017	14:53:49.150
18	37.439	+0.118	14:54:26.589

(29) Arnaud Sallin

Lap	Lap Tm	Diff	Time of Day
1	41.461	+4.064	14:43:47.174
2	38.620	+1.223	14:44:25.794
3	37.504	+0.107	14:45:03.298
4	37.629	+0.232	14:45:40.927
5	37.453	+0.056	14:46:18.380
6	<b>37.397</b>		14:46:55.777
7	37.443	+0.046	14:47:33.220
8	37.571	+0.174	14:48:10.791
9	37.714	+0.317	14:48:48.505
10	37.701	+0.304	14:49:26.206
11	37.580	+0.183	14:50:03.786
12	37.547	+0.150	14:50:41.333
13	38.476	+1.079	14:51:19.809
14	37.813	+0.416	14:51:57.622
15	37.831	+0.434	14:52:35.453
16	37.533	+0.136	14:53:12.986
17	38.244	+0.847	14:53:51.230
18	37.924	+0.527	14:54:29.154

(33) Jody Stadelmann

Lap	Lap Tm	Diff	Time of Day
1	41.127	+3.723	14:43:47.358
2	38.635	+1.231	14:44:25.993
3	37.741	+0.337	14:45:03.734
4	37.719	+0.315	14:45:41.453
5	38.227	+0.823	14:46:19.680
6	37.912	+0.508	14:46:57.592
7	37.451	+0.047	14:47:35.043
8	37.539	+0.135	14:48:12.582
9	<b>37.404</b>		14:48:49.986
10	37.643	+0.239	14:49:27.629
11	37.517	+0.113	14:50:05.146
12	37.510	+0.106	14:50:42.656
13	38.350	+0.946	14:51:21.006
14	38.071	+0.667	14:51:59.077







# Schweizer Kart Meisterschaft 2013

KZ2

Lignières 1,000 Km

Race 2

2013-09-22 14:50

Race (18 Laps) started at 14:43:03

Lap	Lap Tm	Diff	Time of Day
15	38.117	+0.713	14:52:37.194
16	37.843	+0.439	14:53:15.037
17	37.641	+0.237	14:53:52.678
18	37.657	+0.253	14:54:30.335

(94) Joel Spycher

Lap	Lap Tm	Diff	Time of Day
1	39.499	+2.601	14:43:44.277
2	37.612	+0.714	14:44:21.889
3	37.280	+0.382	14:44:59.169
4	37.216	+0.318	14:45:36.385
5	37.166	+0.268	14:46:13.551
6	36.988	+0.090	14:46:50.539
7	36.993	+0.095	14:47:27.532
8	36.949	+0.051	14:48:04.481
9	37.015	+0.117	14:48:41.496
10	36.972	+0.074	14:49:18.468
11	<b>36.898</b>		14:49:55.366
12	37.035	+0.137	14:50:32.401
13	37.070	+0.172	14:51:09.471
14	37.245	+0.347	14:51:46.716

(14) Patric Niederhauser

Lap	Lap Tm	Diff	Time of Day
1	40.539	+3.975	14:43:46.448
2	37.268	+0.704	14:44:23.716
3	37.537	+0.973	14:45:01.253
4	37.348	+0.784	14:45:38.601
5	37.126	+0.562	14:46:15.727
6	37.094	+0.530	14:46:52.821
7	36.865	+0.301	14:47:29.686
8	<b>36.564</b>		14:48:06.250
9	36.611	+0.047	14:48:42.861
10	36.711	+0.147	14:49:19.572
11	37.253	+0.689	14:49:56.825
12	37.152	+0.588	14:50:33.977
13	36.807	+0.243	14:51:10.784
14	36.806	+0.242	14:51:47.590

(17) Mike Zürcher

Lap	Lap Tm	Diff	Time of Day
1	39.760	+3.232	14:43:45.313
2	37.965	+1.437	14:44:23.278
3	38.092	+1.564	14:45:01.370
4	37.633	+1.105	14:45:39.003
5	36.936	+0.408	14:46:15.939
6	37.111	+0.583	14:46:53.050
7	36.845	+0.317	14:47:29.895
8	<b>36.528</b>		14:48:06.423
9	36.632	+0.104	14:48:43.055
10	36.655	+0.127	14:49:19.710
11	37.236	+0.708	14:49:56.946
12	37.437	+0.909	14:50:34.383
13	2:16.174	+1:39.646	14:52:50.557

(16) Christian Lüdin

Lap	Lap Tm	Diff	Time of Day
1	39.596	+2.694	14:43:44.506
2	37.652	+0.750	14:44:22.158
3	37.183	+0.281	14:44:59.341
4	37.401	+0.499	14:45:36.742
5	37.271	+0.369	14:46:14.013
6	<b>36.902</b>		14:46:50.915
7	36.979	+0.077	14:47:27.894
8	37.130	+0.228	14:48:05.024
9	37.136	+0.234	14:48:42.160
10	37.310	+0.408	14:49:19.470
11	37.264	+0.362	14:49:56.734
12	37.558	+0.656	14:50:34.292

Lap	Lap Tm	Diff	Time of Day
(12) Isabelle Von Lerber			
1	40.737	+4.083	14:43:46.736
2	37.623	+0.969	14:44:24.359
3	37.218	+0.564	14:45:01.577
4	37.614	+0.960	14:45:39.191
5	36.937	+0.283	14:46:16.128
6	37.056	+0.402	14:46:53.184
7	37.424	+0.770	14:47:30.608
8	36.907	+0.253	14:48:07.515
9	<b>36.654</b>		14:48:44.169
10	36.808	+0.154	14:49:20.977
11	36.900	+0.246	14:49:57.877
12	36.784	+0.130	14:50:34.661

Lap	Lap Tm	Diff	Time of Day
-----	--------	------	-------------



lista office **LO**



# Schweizer Kart Meisterschaft 2013


KZ2

Lignières 1,000 Km

Finallauf

2013-09-22 17:00

Race (24 Laps)



POLE POSITION

2	1	1
10 André Reinhard	7 Alain Valente	1
4	3	2
24 Gino Tengg	92 Philippe Ehrensberger	2
6	5	3
4 Yves Von Aesch	45 Ilia Drovossekov	3
8	7	4
2 Florian Thoma	3 Sven Müller	4
10	9	5
21 Tobias Widmer	98 Rudolf Rhyn	5
12	11	6
5 Ken Allemann	20 Raphael Jérôme Keller	6
14	13	7
66 Gaetano Agnello	75 Mirco Gervasoni	7
16	15	8
94 Joel Spycher	15 Nico Müller	8
18	17	9
56 Lars Hänggi	29 Arnaud Sallin	9
20	19	10
14 Patric Niederhauser	34 Almir Prasovic	10
22	21	11
16 Christian Lüdin	58 Maïco Puglisi	11
24	23	12
17 Mike Zürcher	33 Jody Stadelmann	12
	25	13
	12 Isabelle Von Lerber	13



lista office



## Schweizer Kart Meisterschaft 2013

KZ2

Lignières 1,000 Km

Finallauf -NEW-

2013-09-22 17:00

Race (24 Laps) started at 16:28:39

Pos	No.	Name	Chassis/Engine	Entrant	Total Tm	Laps	Diff	Best Tm	Ø km/h	Points
1	10	André Reinhard	Swiss Corse/Iame	Berner Kart Racing Club	14:40.304	24		36.444	98,148	30
2	7	Alain Valente	Swiss Hutless/TM	Berner Kart Racing Club	14:40.908	24	0.604	36.455	98,081	25
3	4	Yves Von Aesch	Swiss Hutless/TM	Swiss Hutless Karts AG	14:48.236	24	7.932	36.616	97,271	21
4	92	Philippe Ehrensberger	Ehro/TM	Swiss Hutless Karts	14:48.430	24	8.126	36.626	97,250	19
5	3	Sven Müller	Tony Kart/Vortex	Müller	14:48.651	24	8.347	36.678	97,226	17
6	20	Raphael Jérôme Keller	Gillard/TM	Lindi Racing	14:51.576	24	11.272	36.711	96,907	15
7	45	Ilija Drovossekov	Tony Kart/Vortex	Advance Karting	14:51.903	24	11.599	36.778	96,872	14
8	98	Rudolf Rhyn	Birel/TM	Kart Club Thun Oberland	14:52.275	24	11.971	36.807	96,831	13
9	75	Mirco Gervasoni	Birel/TM	Kart Klub Waltenschwil	14:53.492	24	13.188	36.690	96,699	12
10	15	Nico Müller	Swiss Hutless/TM	Swiss Hutless Karts	14:55.388	24	15.084	36.757	96,494	11
11	24	Gino Tengg	Birel/TM	KartClub Oerlikon	14:58.589	24	18.285	36.948	96,151	10
12	16	Christian Lüdin	Swiss Hutless/TM	Speed Racing	14:59.169	24	18.865	36.841	96,089	9
13	2	Florian Thoma	Intrepid/TM	Thoma	14:59.269	24	18.965	36.567	96,078	8
14	12	Isabelle Von Lerber	Swiss Hutless/TM	Kart Club Thun Oberland	14:59.351	24	19.047	36.787	96,069	7
15	58	Maico Puglisi	Energy/TM	Kart Club Valais	15:00.921	24	20.617	36.770	95,902	6
16	56	Lars Hänggi	Top Kart/TM	Hänggi	15:16.044	24	35.740	37.571	94,319	5
17	66	Gaetano Agnello	Formula K/TM	Lugano Kart Team	15:16.741	24	36.437	37.500	94,247	4
18	29	Arnaud Sallin	Energy/TM	Kart Club Valais	14:41.512	23	1 Lap	37.332	93,930	3
19	33	Jody Stadelmann	Intrepid/Debei	Kart Club Jura	14:46.670	23	1 Lap	37.674	93,383	2
20	5	Ken Allemann	Birel/TM	Spirit Racing	10:00.240	16	8 Laps	36.648	95,962	1
Not classified (60% = 14 Laps)										
	34	Almir Prasovic	Gillard/TM	Lindi Racing	6:40.377	10	14 Laps	36.992	89,915	0
	14	Patric Niederhauser	Swiss Hutless/TM	Swiss Hutless Karts	42.908	1	23 Laps	38.920	83,900	0
	94	Joel Spycher	Tony Kart/TM	Kart Club Seeland	43.024	1	23 Laps	39.223	83,674	0
	21	Tobias Widmer	Mach1/TM	Kartteam Meier	43.585	1	23 Laps	38.749	82,597	0
DQ	17	Mike Zürcher	MAD/TM	Kart Club Thun Oberland	14:53.718	24	DQ	36.608	96,675	0

## Announcements

These results are provisional until the conclusion of any judicial and technical matters!

Started: 25 Classified: 20 Not classified 5

No. 17 excluded of the whole event / leaving parc fermé

Margin of Victory	Ø km/h	Best Lap Tm	km/h	Best Lap by
0.604	98,148	36.444	98,782	10 - André Reinhard

Official Timing [www.motorsport-events.se](http://www.motorsport-events.se) / [www.rgmmc.com](http://www.rgmmc.com)

Orbits

Timekeeping James Geidel:

Rennleiter Paul Egli:

[www.mylaps.com](http://www.mylaps.com)

Sportkommissar Alain Tissot:

Rennbüro:

Licensed to: Motorsport Events

Printed: 2013-09-22 17:40:19



# Schweizer Kart Meisterschaft 2013

KZ2

Lignières 1,000 Km

Finallauf

2013-09-22 17:00

Race (24 Laps) started at 16:28:39

Lap	Lap Tm	Diff	Time of Day
<b>(10) André Reinhard</b>			
1	37.818	+1.374	16:29:17.567
2	36.941	+0.497	16:29:54.508
3	36.667	+0.223	16:30:31.175
4	36.620	+0.176	16:31:07.795
5	36.568	+0.124	16:31:44.363
6	36.520	+0.076	16:32:20.883
7	36.505	+0.061	16:32:57.388
8	36.537	+0.093	16:33:33.925
9	36.591	+0.147	16:34:10.516
10	36.647	+0.203	16:34:47.163
11	36.518	+0.074	16:35:23.681
12	36.485	+0.041	16:36:00.166
13	<b>36.444</b>		16:36:36.610
14	36.604	+0.160	16:37:13.214
15	36.679	+0.235	16:37:49.893
16	36.579	+0.135	16:38:26.472
17	36.478	+0.034	16:39:02.950
18	36.735	+0.291	16:39:39.685
19	36.591	+0.147	16:40:16.276
20	36.619	+0.175	16:40:52.895
21	36.658	+0.214	16:41:29.553
22	36.558	+0.114	16:42:06.111
23	36.605	+0.161	16:42:42.716
24	37.337	+0.893	16:43:20.053

Lap	Lap Tm	Diff	Time of Day
<b>(7) Alain Valente</b>			
1	37.838	+1.383	16:29:17.725
2	36.989	+0.534	16:29:54.714
3	36.753	+0.298	16:30:31.467
4	36.576	+0.121	16:31:08.043
5	36.670	+0.215	16:31:44.713
6	<b>36.455</b>		16:32:21.168
7	36.576	+0.121	16:32:57.744
8	36.501	+0.046	16:33:34.245
9	36.557	+0.102	16:34:10.802
10	36.612	+0.157	16:34:47.414
11	36.558	+0.103	16:35:23.972
12	36.631	+0.176	16:36:00.603
13	36.457	+0.002	16:36:37.060
14	36.518	+0.063	16:37:13.578
15	36.608	+0.153	16:37:50.186
16	36.581	+0.126	16:38:26.767
17	36.617	+0.162	16:39:03.384
18	36.620	+0.165	16:39:40.004
19	36.591	+0.136	16:40:16.595
20	36.594	+0.139	16:40:53.189
21	36.747	+0.292	16:41:29.936
22	36.611	+0.156	16:42:06.547
23	36.502	+0.047	16:42:43.049
24	37.608	+1.153	16:43:20.657

Lap	Lap Tm	Diff	Time of Day
<b>(4) Yves Von Aesch</b>			
1	38.036	+1.420	16:29:18.905
2	37.363	+0.747	16:29:56.268
3	37.221	+0.605	16:30:33.489
4	36.965	+0.349	16:31:10.454
5	36.953	+0.337	16:31:47.407
6	37.471	+0.855	16:32:24.878
7	36.867	+0.251	16:33:01.745
8	36.710	+0.094	16:33:38.455
9	36.832	+0.216	16:34:15.287
10	36.969	+0.353	16:34:52.256
11	36.760	+0.144	16:35:29.016
12	<b>36.616</b>		16:36:05.632

Lap	Lap Tm	Diff	Time of Day
13	36.676	+0.060	16:36:42.308
14	36.775	+0.159	16:37:19.083
15	36.801	+0.185	16:37:55.884
16	36.778	+0.162	16:38:32.662
17	36.863	+0.247	16:39:09.525
18	36.906	+0.290	16:39:46.431
19	36.964	+0.348	16:40:23.395
20	36.824	+0.208	16:41:00.219
21	36.809	+0.193	16:41:37.028
22	36.821	+0.205	16:42:13.849
23	36.894	+0.278	16:42:50.743
24	37.242	+0.626	16:43:27.985

Lap	Lap Tm	Diff	Time of Day
<b>(92) Philippe Ehrensberger</b>			
1	38.404	+1.778	16:29:18.716
2	37.472	+0.846	16:29:56.188
3	37.198	+0.572	16:30:33.386
4	36.953	+0.327	16:31:10.339
5	36.997	+0.371	16:31:47.336
6	37.321	+0.695	16:32:24.657
7	36.945	+0.319	16:33:01.602
8	36.776	+0.150	16:33:38.378
9	36.841	+0.215	16:34:15.219
10	37.407	+0.781	16:34:52.626
11	36.804	+0.178	16:35:29.430
12	36.709	+0.083	16:36:06.139
13	<b>36.626</b>		16:36:42.765
14	37.244	+0.618	16:37:20.009
15	36.727	+0.101	16:37:56.736
16	36.679	+0.053	16:38:33.415
17	36.728	+0.102	16:39:10.143
18	36.743	+0.117	16:39:46.886
19	36.923	+0.297	16:40:23.809
20	36.823	+0.197	16:41:00.632
21	36.819	+0.193	16:41:37.451
22	36.771	+0.145	16:42:14.222
23	36.953	+0.327	16:42:51.175
24	37.004	+0.378	16:43:28.179

Lap	Lap Tm	Diff	Time of Day
<b>(3) Sven Müller</b>			
1	38.217	+1.539	16:29:19.479
2	37.369	+0.691	16:29:56.848
3	37.179	+0.501	16:30:34.027
4	37.129	+0.451	16:31:11.156
5	36.876	+0.198	16:31:48.032
6	36.973	+0.295	16:32:25.005
7	36.948	+0.270	16:33:01.953
8	36.732	+0.054	16:33:38.685
9	36.822	+0.144	16:34:15.507
10	37.193	+0.515	16:34:52.700
11	36.861	+0.183	16:35:29.561
12	36.731	+0.053	16:36:06.292
13	36.690	+0.012	16:36:42.982
14	37.133	+0.455	16:37:20.115
15	36.792	+0.114	16:37:56.907
16	36.708	+0.030	16:38:33.615
17	36.751	+0.073	16:39:10.366
18	<b>36.678</b>		16:39:47.044
19	36.884	+0.206	16:40:23.928
20	36.839	+0.161	16:41:00.767
21	36.802	+0.124	16:41:37.569
22	36.879	+0.201	16:42:14.448
23	36.861	+0.183	16:42:51.309
24	37.091	+0.413	16:43:28.400

Lap	Lap Tm	Diff	Time of Day
<b>(20) Raphael Jérôme Keller</b>			

Lap	Lap Tm	Diff	Time of Day
1	37.861	+1.150	16:29:20.296
2	37.058	+0.347	16:29:57.354
3	37.268	+0.557	16:30:34.622
4	37.106	+0.395	16:31:11.728
5	36.955	+0.244	16:31:48.683
6	36.918	+0.207	16:32:25.601
7	36.980	+0.269	16:33:02.581
8	37.041	+0.330	16:33:39.622
9	36.752	+0.041	16:34:16.374
10	<b>36.711</b>		16:34:53.085
11	36.990	+0.279	16:35:30.075
12	36.749	+0.038	16:36:06.824
13	36.929	+0.218	16:36:43.753
14	37.029	+0.318	16:37:20.782
15	36.944	+0.233	16:37:57.726
16	37.697	+0.986	16:38:35.423
17	37.061	+0.350	16:39:12.484
18	37.108	+0.397	16:39:49.592
19	37.187	+0.476	16:40:26.779
20	37.043	+0.332	16:41:03.822
21	36.778	+0.067	16:41:40.600
22	36.837	+0.126	16:42:17.437
23	36.932	+0.221	16:42:54.369
24	36.956	+0.245	16:43:31.325

Lap	Lap Tm	Diff	Time of Day
<b>(45) Ilia Drovossekov</b>			
1	38.287	+1.509	16:29:19.391
2	37.370	+0.592	16:29:56.761
3	37.168	+0.390	16:30:33.929
4	37.307	+0.529	16:31:11.236
5	37.107	+0.329	16:31:48.343
6	37.030	+0.252	16:32:25.373
7	36.889	+0.111	16:33:02.262
8	37.483	+0.705	16:33:39.745
9	36.818	+0.040	16:34:16.563
10	<b>36.778</b>		16:34:53.341
11	36.908	+0.130	16:35:30.249
12	36.808	+0.030	16:36:07.057
13	36.787	+0.009	16:36:43.844
14	37.128	+0.350	16:37:20.972
15	36.989	+0.211	16:37:57.961
16	37.695	+0.917	16:38:35.656
17	36.952	+0.174	16:39:12.608
18	37.226	+0.448	16:39:49.834
19	37.061	+0.283	16:40:26.895
20	37.170	+0.392	16:41:04.065
21	36.781	+0.003	16:41:40.846
22	36.890	+0.112	16:42:17.736
23	36.933	+0.155	16:42:54.669
24	36.983	+0.205	16:43:31.652

Lap	Lap Tm	Diff	Time of Day
<b>(98) Rudolf Rhyn</b>			
1	37.875	+1.068	16:29:20.038
2	37.191	+0.384	16:29:57.229
3	36.986	+0.179	16:30:34.215
4	37.271	+0.464	16:31:11.486
5	37.417	+0.610	16:31:48.903
6	36.989	+0.182	16:32:25.892
7	37.720	+0.913	16:33:03.612
8	37.274	+0.467	16:33:40.886
9	36.988	+0.181	16:34:17.874
10	37.120	+0.313	16:34:54.994
11	37.095	+0.288	16:35:32.089
12	36.983	+0.176	16:36:09.072
13	37.106	+0.299	16:36:46.178
14	36.827	+0.020	16:37:23.005





# Schweizer Kart Meisterschaft 2013

KZ2

Lignières 1,000 Km

Finallauf

2013-09-22 17:00

Race (24 Laps) started at 16:28:39

Lap	Lap Tm	Diff	Time of Day
15	36.909	+0.102	16:37:59.914
16	36.881	+0.074	16:38:36.795
17	<b>36.807</b>		16:39:13.602
18	36.864	+0.057	16:39:50.466
19	36.996	+0.189	16:40:27.462
20	36.930	+0.123	16:41:04.392
21	36.878	+0.071	16:41:41.270
22	36.866	+0.059	16:42:18.136
23	36.875	+0.068	16:42:55.011
24	37.013	+0.206	16:43:32.024

(75) Mirco Gervasoni

Lap	Lap Tm	Diff	Time of Day
1	39.087	+2.397	16:29:21.975
2	37.432	+0.742	16:29:59.407
3	36.850	+0.160	16:30:36.257
4	36.923	+0.233	16:31:13.180
5	36.759	+0.069	16:31:49.939
6	36.885	+0.195	16:32:26.824
7	37.086	+0.396	16:33:03.910
8	37.092	+0.402	16:33:41.002
9	37.024	+0.334	16:34:18.026
10	37.083	+0.393	16:34:55.109
11	37.056	+0.366	16:35:32.165
12	37.046	+0.356	16:36:09.211
13	37.156	+0.466	16:36:46.367
14	37.088	+0.398	16:37:23.455
15	<b>36.690</b>		16:38:00.145
16	37.060	+0.370	16:38:37.205
17	36.928	+0.238	16:39:14.133
18	37.186	+0.496	16:39:51.319
19	37.048	+0.358	16:40:28.367
20	37.012	+0.322	16:41:05.379
21	37.088	+0.398	16:41:42.467
22	36.890	+0.200	16:42:19.357
23	36.946	+0.256	16:42:56.303
24	36.938	+0.248	16:43:33.241

(17) Mike Zürcher

Lap	Lap Tm	Diff	Time of Day
1	38.827	+2.219	16:29:22.481
2	38.186	+1.578	16:30:00.667
3	37.873	+1.265	16:30:38.540
4	36.706	+0.098	16:31:15.246
5	37.063	+0.455	16:31:52.309
6	36.780	+0.172	16:32:29.089
7	37.133	+0.525	16:33:06.222
8	36.829	+0.221	16:33:43.051
9	36.640	+0.032	16:34:19.691
10	<b>36.608</b>		16:34:56.299
11	36.724	+0.116	16:35:33.023
12	36.733	+0.125	16:36:09.756
13	37.715	+1.107	16:36:47.471
14	37.302	+0.694	16:37:24.773
15	36.693	+0.085	16:38:01.466
16	36.697	+0.089	16:38:38.163
17	36.776	+0.168	16:39:14.939
18	37.047	+0.439	16:39:51.986
19	36.887	+0.279	16:40:28.873
20	37.007	+0.399	16:41:05.880
21	36.704	+0.096	16:41:42.584
22	36.993	+0.385	16:42:19.577
23	36.926	+0.318	16:42:56.503
24	36.964	+0.356	16:43:33.467

(15) Nico Müller

Lap	Lap Tm	Diff	Time of Day
1	39.070	+2.313	16:29:21.827
2	37.278	+0.521	16:29:59.105

Lap	Lap Tm	Diff	Time of Day
3	37.048	+0.291	16:30:36.153
4	36.836	+0.079	16:31:12.989
5	<b>36.757</b>		16:31:49.746
6	36.956	+0.199	16:32:26.702
7	37.069	+0.312	16:33:03.771
8	37.718	+0.961	16:33:41.489
9	36.918	+0.161	16:34:18.407
10	36.969	+0.212	16:34:55.376
11	37.195	+0.438	16:35:32.571
12	37.066	+0.309	16:36:09.637
13	37.044	+0.287	16:36:46.681
14	37.090	+0.333	16:37:23.771
15	37.132	+0.375	16:38:00.903
16	36.945	+0.188	16:38:37.848
17	36.980	+0.223	16:39:14.828
18	36.884	+0.127	16:39:51.712
19	37.105	+0.348	16:40:28.817
20	37.423	+0.666	16:41:06.240
21	37.036	+0.279	16:41:43.276
22	37.189	+0.432	16:42:20.465
23	37.372	+0.615	16:42:57.837
24	37.300	+0.543	16:43:35.137

(24) Gino Tengg

Lap	Lap Tm	Diff	Time of Day
1	39.096	+2.148	16:29:19.284
2	37.249	+0.301	16:29:56.533
3	37.206	+0.258	16:30:33.739
4	37.339	+0.391	16:31:11.078
5	<b>36.948</b>		16:31:48.026
6	37.306	+0.358	16:32:25.332
7	38.192	+1.244	16:33:03.524
8	37.206	+0.258	16:33:40.730
9	36.985	+0.037	16:34:17.715
10	37.135	+0.187	16:34:54.850
11	37.130	+0.182	16:35:31.980
12	36.964	+0.016	16:36:08.944
13	38.425	+1.477	16:36:47.369
14	37.831	+0.883	16:37:25.200
15	37.167	+0.219	16:38:02.367
16	37.295	+0.347	16:38:39.662
17	37.354	+0.406	16:39:17.016
18	37.423	+0.475	16:39:54.439
19	37.276	+0.328	16:40:31.715
20	37.482	+0.534	16:41:09.197
21	37.224	+0.276	16:41:46.421
22	37.300	+0.352	16:42:23.721
23	37.312	+0.364	16:43:01.033
24	37.305	+0.357	16:43:38.338

(16) Christian Lüdén

Lap	Lap Tm	Diff	Time of Day
1	39.011	+2.170	16:29:22.300
2	38.219	+1.378	16:30:00.519
3	37.480	+0.639	16:30:37.999
4	37.078	+0.237	16:31:15.077
5	37.033	+0.192	16:31:52.110
6	36.849	+0.008	16:32:28.959
7	37.086	+0.245	16:33:06.045
8	36.991	+0.150	16:33:43.036
9	37.240	+0.399	16:34:20.276
10	<b>36.841</b>		16:34:57.117
11	36.879	+0.038	16:35:33.996
12	36.867	+0.026	16:36:10.863
13	36.920	+0.079	16:36:47.783
14	37.538	+0.697	16:37:25.321
15	37.196	+0.355	16:38:02.517
16	37.683	+0.842	16:38:40.200

Lap	Lap Tm	Diff	Time of Day
17	38.250	+1.409	16:39:18.450
18	36.996	+0.155	16:39:55.446
19	37.022	+0.181	16:40:32.468
20	37.017	+0.176	16:41:09.485
21	37.197	+0.356	16:41:46.682
22	37.173	+0.332	16:42:23.855
23	37.389	+0.548	16:43:01.244
24	37.674	+0.833	16:43:38.918

(2) Florian Thoma

Lap	Lap Tm	Diff	Time of Day
1	38.903	+2.336	16:29:27.708
2	37.542	+0.975	16:30:05.250
3	37.093	+0.526	16:30:42.343
4	36.897	+0.330	16:31:19.240
5	37.210	+0.643	16:31:56.450
6	36.821	+0.254	16:32:33.271
7	37.458	+0.891	16:33:10.729
8	36.844	+0.277	16:33:47.573
9	36.808	+0.241	16:34:24.381
10	36.802	+0.235	16:35:01.183
11	<b>36.567</b>		16:35:37.750
12	36.737	+0.170	16:36:14.487
13	36.608	+0.041	16:36:51.095
14	36.686	+0.119	16:37:27.781
15	36.643	+0.076	16:38:04.424
16	36.655	+0.088	16:38:41.079
17	37.485	+0.918	16:39:18.564
18	37.041	+0.474	16:39:55.605
19	36.988	+0.421	16:40:32.593
20	36.958	+0.391	16:41:09.551
21	37.316	+0.749	16:41:46.867
22	37.071	+0.504	16:42:23.938
23	37.486	+0.919	16:43:01.424
24	37.594	+1.027	16:43:39.018

(12) Isabelle Von Lerber

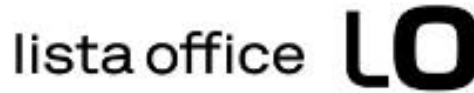
Lap	Lap Tm	Diff	Time of Day
1	39.456	+2.669	16:29:24.282
2	37.799	+1.012	16:30:02.081
3	37.652	+0.865	16:30:39.733
4	37.489	+0.702	16:31:17.222
5	36.977	+0.190	16:31:54.199
6	37.083	+0.296	16:32:31.282
7	36.904	+0.117	16:33:08.186
8	36.918	+0.131	16:33:45.104
9	36.966	+0.179	16:34:22.070
10	37.252	+0.465	16:34:59.322
11	36.834	+0.047	16:35:36.156
12	36.949	+0.162	16:36:13.105
13	37.023	+0.236	16:36:50.128
14	37.014	+0.227	16:37:27.142
15	36.886	+0.099	16:38:04.028
16	<b>36.787</b>		16:38:40.815
17	37.942	+1.155	16:39:18.757
18	37.146	+0.359	16:39:55.903
19	37.036	+0.249	16:40:32.939
20	36.905	+0.118	16:41:09.844
21	37.278	+0.491	16:41:47.122
22	37.091	+0.304	16:42:24.213
23	37.413	+0.626	16:43:01.626
24	37.474	+0.687	16:43:39.100

(58) Maico Puglisi

Lap	Lap Tm	Diff	Time of Day
1	38.874	+2.104	16:29:22.997
2	42.239	+5.469	16:30:05.236
3	37.514	+0.744	16:30:42.750
4	37.031	+0.261	16:31:19.781







# Schweizer Kart Meisterschaft 2013

KZ2

Lignières 1,000 Km

Finallauf

2013-09-22 17:00

Race (24 Laps) started at 16:28:39

Lap	Lap Tm	Diff	Time of Day
5	38.119	+1.349	16:31:57.900
6	36.791	+0.021	16:32:34.691
7	36.833	+0.063	16:33:11.524
8	37.226	+0.456	16:33:48.750
9	37.572	+0.802	16:34:26.322
10	37.608	+0.838	16:35:03.930
11	37.072	+0.302	16:35:41.002
12	36.852	+0.082	16:36:17.854
13	36.915	+0.145	16:36:54.769
14	37.060	+0.290	16:37:31.829
15	<b>36.770</b>		16:38:08.599
16	36.993	+0.223	16:38:45.592
17	36.987	+0.217	16:39:22.579
18	36.889	+0.119	16:39:59.468
19	36.964	+0.194	16:40:36.432
20	36.867	+0.097	16:41:13.299
21	36.839	+0.069	16:41:50.138
22	36.785	+0.015	16:42:26.923
23	36.862	+0.092	16:43:03.785
24	36.885	+0.115	16:43:40.670

(56) Lars Hänggi

1	38.912	+1.341	16:29:23.233
2	38.771	+1.200	16:30:02.004
3	38.099	+0.528	16:30:40.103
4	37.793	+0.222	16:31:17.896
5	37.728	+0.157	16:31:55.624
6	37.667	+0.096	16:32:33.291
7	38.087	+0.516	16:33:11.378
8	37.855	+0.284	16:33:49.233
9	37.847	+0.276	16:34:27.080
10	37.783	+0.212	16:35:04.863
11	37.933	+0.362	16:35:42.796
12	37.652	+0.081	16:36:20.448
13	<b>37.571</b>		16:36:58.019
14	37.717	+0.146	16:37:35.736
15	37.651	+0.080	16:38:13.387
16	37.992	+0.421	16:38:51.379
17	39.020	+1.449	16:39:30.399
18	37.963	+0.392	16:40:08.362
19	37.681	+0.110	16:40:46.043
20	37.764	+0.193	16:41:23.807
21	37.990	+0.419	16:42:01.797
22	38.277	+0.706	16:42:40.074
23	37.918	+0.347	16:43:17.992
24	37.801	+0.230	16:43:55.793

(66) Gaetano Agnello

1	38.998	+1.498	16:29:21.694
2	38.696	+1.196	16:30:00.390
3	38.798	+1.298	16:30:39.188
4	38.002	+0.502	16:31:17.190
5	37.871	+0.371	16:31:55.061
6	37.738	+0.238	16:32:32.799
7	37.876	+0.376	16:33:10.675
8	37.898	+0.398	16:33:48.573
9	37.609	+0.109	16:34:26.182
10	37.679	+0.179	16:35:03.861
11	38.406	+0.906	16:35:42.267
12	<b>37.500</b>		16:36:19.767
13	37.828	+0.328	16:36:57.595
14	37.738	+0.238	16:37:35.333
15	37.873	+0.373	16:38:13.206
16	38.046	+0.546	16:38:51.252
17	38.518	+1.018	16:39:29.770
18	37.931	+0.431	16:40:07.701

Lap	Lap Tm	Diff	Time of Day
19	38.043	+0.543	16:40:45.744
20	37.828	+0.328	16:41:23.572
21	38.076	+0.576	16:42:01.648
22	38.530	+1.030	16:42:40.178
23	38.266	+0.766	16:43:18.444
24	38.046	+0.546	16:43:56.490

(29) Arnaud Sallin

1	39.472	+2.140	16:29:24.417
2	38.895	+1.563	16:30:03.312
3	37.806	+0.474	16:30:41.118
4	37.768	+0.436	16:31:18.886
5	40.014	+2.682	16:31:58.900
6	37.448	+0.116	16:32:36.348
7	37.560	+0.228	16:33:13.908
8	37.505	+0.173	16:33:51.413
9	37.588	+0.256	16:34:29.001
10	37.456	+0.124	16:35:06.457
11	<b>37.332</b>		16:35:43.789
12	37.550	+0.218	16:36:21.339
13	37.363	+0.031	16:36:58.702
14	37.555	+0.223	16:37:36.257
15	37.375	+0.043	16:38:13.632
16	37.844	+0.512	16:38:51.476
17	39.004	+1.672	16:39:30.480
18	38.097	+0.765	16:40:08.577
19	37.711	+0.379	16:40:46.288
20	37.839	+0.507	16:41:24.127
21	37.857	+0.525	16:42:01.984
22	38.258	+0.926	16:42:40.242
23	41.019	+3.687	16:43:21.261

(33) Jody Stadelmann

1	39.619	+1.945	16:29:24.220
2	38.986	+1.312	16:30:03.206
3	37.742	+0.068	16:30:40.948
4	37.832	+0.158	16:31:18.780
5	39.534	+1.860	16:31:58.314
6	37.870	+0.196	16:32:36.184
7	<b>37.674</b>		16:33:13.858
8	38.679	+1.005	16:33:52.537
9	38.091	+0.417	16:34:30.628
10	38.094	+0.420	16:35:08.722
11	38.068	+0.394	16:35:46.790
12	38.224	+0.550	16:36:25.014
13	37.928	+0.254	16:37:02.942
14	37.910	+0.236	16:37:40.852
15	37.936	+0.262	16:38:18.788
16	38.025	+0.351	16:38:56.813
17	38.702	+1.028	16:39:35.515
18	38.418	+0.744	16:40:13.933
19	37.826	+0.152	16:40:51.759
20	39.234	+1.560	16:41:30.993
21	38.361	+0.687	16:42:09.354
22	38.852	+1.178	16:42:48.206
23	38.213	+0.539	16:43:26.419

(5) Ken Allemann

1	37.803	+1.155	16:29:20.399
2	37.072	+0.424	16:29:57.471
3	36.876	+0.228	16:30:34.347
4	37.001	+0.353	16:31:11.348
5	37.134	+0.486	16:31:48.482
6	36.984	+0.336	16:32:25.466
7	36.873	+0.225	16:33:02.339
8	37.135	+0.487	16:33:39.474

Lap	Lap Tm	Diff	Time of Day
9	<b>36.648</b>		16:34:16.122
10	36.688	+0.040	16:34:52.810
11	36.947	+0.299	16:35:29.757
12	36.721	+0.073	16:36:06.478
13	36.802	+0.154	16:36:43.280
14	36.851	+0.203	16:37:20.131
15	36.917	+0.269	16:37:57.048
16	42.941	+6.293	16:38:39.989

(34) Almir Prasovic

1	39.045	+2.053	16:29:22.142
2	1:00.206	+23.214	16:30:22.348
3	37.159	+0.167	16:30:59.507
4	<b>36.992</b>		16:31:36.499
5	37.232	+0.240	16:32:13.731
6	37.200	+0.208	16:32:50.931
7	37.076	+0.084	16:33:28.007
8	37.182	+0.190	16:34:05.189
9	37.334	+0.342	16:34:42.523
10	37.603	+0.611	16:35:20.126

(14) Patric Niederhauser

1	<b>38.920</b>		16:29:22.657
---	---------------	--	--------------

(94) Joel Spycher

1	<b>39.223</b>		16:29:22.773
---	---------------	--	--------------

(21) Tobias Widmer

1	<b>38.749</b>		16:29:23.334
---	---------------	--	--------------

