



lista office **LO**



# Schweizer Kart Meisterschaft 2013

Super Mini

Lignières 1,000 Km

Training

2013-09-22 09:10

Practice (10:00 Time) started at 9:11:42

Pos	No.	Name	Chassis/Engine	Entrant	Laps	Best Tm	Diff In Lap	km/h
1	99	Ricardo Feller	Top-Kart/Iame Parilla	Feller	13	43.255	13	83,227
2	7	Philipp Kissling	RK/LKE	Spirit Racing	13	43.357	0.102	12 83,032
3	1	Robin Furrer	Top Kart/Iame Parilla	Kart Club Locarno	13	43.456	0.201	11 82,842
4	69	Luca Zemp	Top Kart/Iame Parilla	Zemp	13	43.517	0.262	7 82,726
5	66	Fernando Feller	Top-Kart/Iame Parilla	Feller	13	43.566	0.311	6 82,633
6	9	Savio Moccia	OK1/Iame Parilla	Moccia	13	43.886	0.631	10 82,031
7	27	Grégoire Huguenin	Top-Kart/LKE	Kart Club Valais	13	44.065	0.810	13 81,697
8	6	Elias Wigger	Top Kart/LKE	Wigger	13	44.238	0.983	11 81,378
9	12	Karin Sauter	Swiss Hutless/Iame Parilla	Sauter	6	46.081	2.826	2 78,123
10	65	Tara Eichenberger	Swiss Hutless/Iame Parilla	Eichenberger			0	-



# Schweizer Kart Meisterschaft 2013

Super Mini

Lignières 1,000 Km

Training

2013-09-22 09:10

Practice (10:00 Time) started at 9:11:42

Lap	Lap Tm	Diff	Time of Day
<b>(99) Ricardo Feller</b>			
1	43.915	+0.660	9:13:05.121
2	43.832	+0.577	9:13:48.953
3	43.528	+0.273	9:14:32.481
4	43.369	+0.114	9:15:15.850
5	47.815	+4.560	9:16:03.665
6	43.637	+0.382	9:16:47.302
7	43.528	+0.273	9:17:30.830
8	43.456	+0.201	9:18:14.286
9	43.571	+0.316	9:18:57.857
10	43.327	+0.072	9:19:41.184
11	43.502	+0.247	9:20:24.686
12	43.400	+0.145	9:21:08.086
13	<b>43.255</b>		9:21:51.341

Lap	Lap Tm	Diff	Time of Day
<b>(7) Philipp Kissling</b>			
1	44.964	+1.607	9:13:06.519
2	44.201	+0.844	9:13:50.720
3	44.023	+0.666	9:14:34.743
4	44.017	+0.660	9:15:18.760
5	43.857	+0.500	9:16:02.617
6	44.026	+0.669	9:16:46.643
7	43.944	+0.587	9:17:30.587
8	43.887	+0.530	9:18:14.474
9	43.629	+0.272	9:18:58.103
10	43.456	+0.099	9:19:41.559
11	43.406	+0.049	9:20:24.965
12	<b>43.357</b>		9:21:08.322
13	43.766	+0.409	9:21:52.088

Lap	Lap Tm	Diff	Time of Day
<b>(1) Robin Furrer</b>			
1	45.025	+1.569	9:13:02.757
2	44.355	+0.899	9:13:47.112
3	44.100	+0.644	9:14:31.212
4	43.966	+0.510	9:15:15.178
5	43.846	+0.390	9:15:59.024
6	43.631	+0.175	9:16:42.655
7	43.715	+0.259	9:17:26.370
8	44.228	+0.772	9:18:10.598
9	43.697	+0.241	9:18:54.295
10	43.625	+0.169	9:19:37.920
11	<b>43.456</b>		9:20:21.376
12	43.506	+0.050	9:21:04.882
13	43.581	+0.125	9:21:48.463

Lap	Lap Tm	Diff	Time of Day
<b>(69) Luca Zemp</b>			
1	44.496	+0.979	9:13:02.800
2	44.229	+0.712	9:13:47.029
3	44.397	+0.880	9:14:31.426
4	43.905	+0.388	9:15:15.331
5	44.862	+1.345	9:16:00.193
6	43.679	+0.162	9:16:43.872
7	<b>43.517</b>		9:17:27.389
8	43.578	+0.061	9:18:10.967
9	43.949	+0.432	9:18:54.916
10	44.570	+1.053	9:19:39.486
11	43.535	+0.018	9:20:23.021
12	43.599	+0.082	9:21:06.620
13	44.195	+0.678	9:21:50.815

Lap	Lap Tm	Diff	Time of Day
<b>(66) Fernando Feller</b>			
1	44.403	+0.837	9:13:03.482
2	44.078	+0.512	9:13:47.560
3	44.061	+0.495	9:14:31.621
4	43.788	+0.222	9:15:15.409

Lap	Lap Tm	Diff	Time of Day
5	43.894	+0.328	9:15:59.303
6	<b>43.566</b>		9:16:42.869
7	43.699	+0.133	9:17:26.568
8	44.144	+0.578	9:18:10.712
9	44.014	+0.448	9:18:54.726
10	43.927	+0.361	9:19:38.653
11	43.757	+0.191	9:20:22.410
12	44.019	+0.453	9:21:06.429
13	44.259	+0.693	9:21:50.688

Lap	Lap Tm	Diff	Time of Day
<b>(9) Savio Moccia</b>			
1	45.293	+1.407	9:13:09.557
2	44.280	+0.394	9:13:53.837
3	44.226	+0.340	9:14:38.063
4	44.270	+0.384	9:15:22.333
5	44.037	+0.151	9:16:06.370
6	44.392	+0.506	9:16:50.762
7	44.061	+0.175	9:17:34.823
8	44.099	+0.213	9:18:18.922
9	43.964	+0.078	9:19:02.886
10	<b>43.886</b>		9:19:46.772
11	44.239	+0.353	9:20:31.011
12	43.998	+0.112	9:21:15.009
13	44.265	+0.379	9:21:59.274

Lap	Lap Tm	Diff	Time of Day
<b>(27) Grégoire Huguenin</b>			
1	45.560	+1.495	9:13:10.015
2	44.707	+0.642	9:13:54.722
3	44.297	+0.232	9:14:39.019
4	44.204	+0.139	9:15:23.223
5	44.085	+0.020	9:16:07.308
6	44.476	+0.411	9:16:51.784
7	44.324	+0.259	9:17:36.108
8	44.230	+0.165	9:18:20.338
9	44.104	+0.039	9:19:04.442
10	44.168	+0.103	9:19:48.610
11	44.417	+0.352	9:20:33.027
12	44.538	+0.473	9:21:17.565
13	<b>44.065</b>		9:22:01.630

Lap	Lap Tm	Diff	Time of Day
<b>(6) Elias Wigger</b>			
1	46.091	+1.853	9:13:10.729
2	44.994	+0.756	9:13:55.723
3	44.976	+0.738	9:14:40.699
4	45.514	+1.276	9:15:26.213
5	44.806	+0.568	9:16:11.019
6	44.625	+0.387	9:16:55.644
7	45.228	+0.990	9:17:40.872
8	44.771	+0.533	9:18:25.643
9	45.156	+0.918	9:19:10.799
10	44.514	+0.276	9:19:55.313
11	<b>44.238</b>		9:20:39.551
12	44.859	+0.621	9:21:24.410
13	44.542	+0.304	9:22:08.952

Lap	Lap Tm	Diff	Time of Day
<b>(12) Karin Sauter</b>			
1	46.610	+0.529	9:13:12.634
2	<b>46.081</b>		9:13:58.715
3	46.452	+0.371	9:14:45.167
4	46.393	+0.312	9:15:31.560
5	46.727	+0.646	9:16:18.287
6	46.505	+0.424	9:17:04.792





lista office **LO**



# Schweizer Kart Meisterschaft 2013

Super Mini

Lignières 1,000 Km

Zeittraining

2013-09-22 10:10

Qualifying (6:00 Time) started at 10:13:37

Pos	No.	Name	Chassis/Engine	Entrant	Laps	Best Tm	Diff In Lap	km/h
1	99	Ricardo Feller	Top-Kart/Iame Parilla	Feller	7	43.069		83,587
2	1	Robin Furrer	Top Kart/Iame Parilla	Kart Club Locarno	8	43.275	0.206	83,189
3	66	Fernando Feller	Top-Kart/Iame Parilla	Feller	7	43.293	0.224	83,154
4	69	Luca Zemp	Top Kart/Iame Parilla	Zemp	8	43.364	0.295	83,018
5	7	Philipp Kissling	RK/LKE	Spirit Racing	8	43.386	0.317	82,976
6	6	Elias Wigger	Top Kart/LKE	Wigger	7	43.927	0.858	81,954
7	9	Savio Moccia	OK1/Iame Parilla	Moccia	6	43.987	0.918	81,842
8	27	Grégoire Huguenin	Top-Kart/LKE	Kart Club Valais	7	44.060	0.991	81,707
9	65	Tara Eichenberger	Swiss Hutless/Iame Parilla	Eichenberger	6	44.270	1.201	81,319
10	12	Karin Sauter	Swiss Hutless/Iame Parilla	Sauter	7	45.423	2.354	79,255



# Schweizer Kart Meisterschaft 2013

Super Mini

Lignières 1,000 Km

Zeittraining

2013-09-22 10:10

Qualifying (6:00 Time) started at 10:13:37

Lap	Lap Tm	Diff	Time of Day
<b>(99) Ricardo Feller</b>			
1	43.807	+0.738	10:15:32.266
2	43.278	+0.209	10:16:15.544
3	43.104	+0.035	10:16:58.648
4	43.404	+0.335	10:17:42.052
5	43.149	+0.080	10:18:25.201
6	43.198	+0.129	10:19:08.399
7	<b>43.069</b>		10:19:51.468

<b>(1) Robin Furrer</b>			
1	44.024	+0.749	10:15:00.741
2	43.753	+0.478	10:15:44.494
3	43.654	+0.379	10:16:28.148
4	43.473	+0.198	10:17:11.621
5	43.485	+0.210	10:17:55.106
6	43.478	+0.203	10:18:38.584
7	43.327	+0.052	10:19:21.911
8	<b>43.275</b>		10:20:05.186

<b>(66) Fernando Feller</b>			
1	44.067	+0.774	10:15:32.393
2	43.360	+0.067	10:16:15.753
3	<b>43.293</b>		10:16:59.046
4	43.367	+0.074	10:17:42.413
5	43.411	+0.118	10:18:25.824
6	43.772	+0.479	10:19:09.596
7	43.721	+0.428	10:19:53.317

<b>(69) Luca Zemp</b>			
1	44.063	+0.699	10:15:01.939
2	43.814	+0.450	10:15:45.753
3	43.535	+0.171	10:16:29.288
4	43.597	+0.233	10:17:12.885
5	43.644	+0.280	10:17:56.529
6	43.545	+0.181	10:18:40.074
7	<b>43.364</b>		10:19:23.438
8	43.569	+0.205	10:20:07.007

<b>(7) Philipp Kissling</b>			
1	44.375	+0.989	10:15:03.055
2	43.915	+0.529	10:15:46.970
3	43.660	+0.274	10:16:30.630
4	44.270	+0.884	10:17:14.900
5	44.015	+0.629	10:17:58.915
6	44.136	+0.750	10:18:43.051
7	43.553	+0.167	10:19:26.604
8	<b>43.386</b>		10:20:09.990

<b>(6) Elias Wigger</b>			
1	44.560	+0.633	10:15:06.530
2	44.517	+0.590	10:15:51.047
3	44.114	+0.187	10:16:35.161
4	44.789	+0.862	10:17:19.950
5	44.286	+0.359	10:18:04.236
6	<b>43.927</b>		10:18:48.163
7	44.090	+0.163	10:19:32.253

<b>(9) Savio Moccia</b>			
1	44.339	+0.352	10:15:04.580
2	<b>43.987</b>		10:15:48.567
3	2:01.757	+1:17.770	10:17:50.324
4	44.438	+0.451	10:18:34.762
5	44.146	+0.159	10:19:18.908
6	44.150	+0.163	10:20:03.058

Lap	Lap Tm	Diff	Time of Day
<b>(27) Grégoire Huguenin</b>			
1	44.749	+0.689	10:15:04.277
2	44.162	+0.102	10:15:48.439
3	52.955	+8.895	10:16:41.394
4	44.505	+0.445	10:17:25.899
5	44.312	+0.252	10:18:10.211
6	44.231	+0.171	10:18:54.442
7	<b>44.060</b>		10:19:38.502

<b>(65) Tara Eichenberger</b>			
1	45.365	+1.095	10:16:29.927
2	44.510	+0.240	10:17:14.437
3	44.412	+0.142	10:17:58.849
4	44.812	+0.542	10:18:43.661
5	<b>44.270</b>		10:19:27.931
6	44.347	+0.077	10:20:12.278

<b>(12) Karin Sauter</b>			
1	46.213	+0.790	10:15:11.666
2	<b>45.423</b>		10:15:57.089
3	45.804	+0.381	10:16:42.893
4	45.643	+0.220	10:17:28.536
5	46.013	+0.590	10:18:14.549
6	45.940	+0.517	10:19:00.489
7	46.344	+0.921	10:19:46.833

Lap	Lap Tm	Diff	Time of Day
-----	--------	------	-------------



lista office **LO**



# Schweizer Kart Meisterschaft 2013


Super Mini

Lignières 1,000 Km

Race 1

2013-09-22 11:00

Race (12 Laps)



POLE POSITION

<b>2</b>
<b>1 Robin Furrer</b> 43.275
<b>4</b>
<b>69 Luca Zemp</b> 43.364
<b>6</b>
<b>6 Elias Wigger</b> 43.927
<b>8</b>
<b>27 Grégoire Huguenin</b> 44.060
<b>10</b>
<b>12 Karin Sauter</b> 45.423

<b>1</b>
<b>99 Ricardo Feller</b> 43.069
<b>3</b>
<b>66 Fernando Feller</b> 43.293
<b>5</b>
<b>7 Philipp Kissling</b> 43.386
<b>7</b>
<b>9 Savio Moccia</b> 43.987
<b>9</b>
<b>65 Tara Eichenberger</b> 44.270

1  
2  
3  
4  
5



# Schweizer Kart Meisterschaft 2013

Super Mini

Lignières 1,000 Km

Race 1

2013-09-22 11:00

Race (12 Laps) started at 11:10:35

Pos	No.	Name	Chassis/Engine	Entrant	Total Tm	Laps	Diff	Best Tm	Ø km/h	Points
1	99	Ricardo Feller	Top-Kart/lame Parilla	Feller	8:40.212	12		43.095	83,043	20
2	1	Robin Furrer	Top Kart/lame Parilla	Kart Club Locarno	8:41.737	12	1.525	43.084	82,800	17
3	69	Luca Zemp	Top Kart/lame Parilla	Zemp	8:47.605	12	7.393	43.440	81,879	15
4	9	Savio Moccia	OK1/lame Parilla	Moccia	8:47.721	12	7.509	43.413	81,861	13
5	6	Elias Wigger	Top Kart/LKE	Wigger	8:53.117	12	12.905	43.882	81,033	11
6	27	Grégoire Huguenin	Top-Kart/LKE	Kart Club Valais	8:53.640	12	13.428	43.858	80,953	10
7	12	Karin Sauter	Swiss Hutless/lame Parilla	Sauter	9:12.178	12	31.966	45.485	78,236	9
8	65	Tara Eichenberger	Swiss Hutless/lame Parilla	Eichenberger	9:24.036	11	1 Lap	50.389	70,208	8
Not classified (60% = 7 Laps)										
	66	Fernando Feller	Top-Kart/lame Parilla	Feller	0.123		12 Laps		-	0
	7	Philipp Kissling	RK/LKE	Spirit Racing	0.267		12 Laps		-	0

## Announcements

These results are provisional until the conclusion of any judicial and technical matters!

Started: 10 Classified: 8 Not classified: 2

Margin of Victory	Ø km/h	Best Lap Tm	km/h	Best Lap by
1.525	83,043	43.084	83,558	1 - Robin Furrer

Official Timing [www.motorsport-events.se](http://www.motorsport-events.se) / [www.rgmmc.com](http://www.rgmmc.com)

Orbits

Timekeeping James Geidel:

Rennleiter Paul Egli:

[www.mylaps.com](http://www.mylaps.com)

Sportkommissar Alain Tissot:

Rennbüro:

Licensed to: Motorsport Events

Printed: 2013-09-22 11:54:47



lista office **LO**



# Schweizer Kart Meisterschaft 2013

Super Mini

Lignières 1,000 Km

Race 1

2013-09-22 11:00

Race (12 Laps) started at 11:10:35

Lap	Lap Tm	Diff	Time of Day	Lap	Lap Tm	Diff	Time of Day	Lap	Lap Tm	Diff	Time of Day
(6) Elias Wigger											
1	46.240	+2.358	11:11:21.716								
2	44.276	+0.394	11:12:05.992								
3	44.268	+0.386	11:12:50.260								
4	<b>43.882</b>		11:13:34.142								
5	1:29.051	+45.169	11:15:03.193								
6	44.034	+0.152	11:15:47.227								
7	44.453	+0.571	11:16:31.680								
8	44.017	+0.135	11:17:15.697								
9	44.225	+0.343	11:17:59.922								
10	44.061	+0.179	11:18:43.983								
11	44.147	+0.265	11:19:28.130								



lista office **LO**



# Schweizer Kart Meisterschaft 2013


Super Mini

Lignières 1,000 Km

Race 2

2013-09-22 13:50

Race (12 Laps)



POLE POSITION

<b>2</b> 1 Robin Furrer
<b>4</b> 9 Savio Moccia
<b>6</b> 27 Grégoire Huguenin
<b>8</b> 65 Tara Eichenberger
<b>10</b> 7 Philipp Kissling

<b>1</b> 99 Ricardo Feller
<b>3</b> 69 Luca Zemp
<b>5</b> 6 Elias Wigger
<b>7</b> 12 Karin Sauter
<b>9</b> 66 Fernando Feller

**1**  
**2**  
**3**  
**4**  
**5**





lista office **LO**



# Schweizer Kart Meisterschaft 2013

Super Mini

Lignières 1,000 Km

Race 2

2013-09-22 13:50

Race (12 Laps) started at 13:48:38

Pos	No.	Name	Chassis/Engine	Entrant	Total Tm	Laps	Diff	Best Tm	Ø km/h	Points
1	1	Robin Furrer	Top Kart/lame Parilla	Kart Club Locarno	8:43.129	12		43.425	82,580	20
2	99	Ricardo Feller	Top-Kart/lame Parilla	Feller	8:43.140	12	0.011	43.396	82,578	17
3	69	Luca Zemp	Top Kart/lame Parilla	Zemp	8:48.044	12	4.915	43.599	81,811	15
4	9	Savio Moccia	OK1/lame Parilla	Moccia	8:48.078	12	4.949	43.515	81,806	13
5	66	Fernando Feller	Top-Kart/lame Parilla	Feller	8:48.305	12	5.176	43.572	81,771	11
6	27	Grégoire Huguenin	Top-Kart/LKE	Kart Club Valais	8:53.943	12	10.814	43.936	80,908	10
7	6	Elias Wigger	Top Kart/LKE	Wigger	8:54.238	12	11.109	44.041	80,863	9
8	65	Tara Eichenberger	Swiss Hutless/lame Parilla	Eichenberger	9:00.874	12	17.745	44.482	79,871	8
9	7	Philipp Kissling	RK/LKE	Spirit Racing	9:02.609	12	19.480	43.380	79,615	7
10	12	Karin Sauter	Swiss Hutless/lame Parilla	Sauter	9:15.235	12	32.106	45.356	77,805	6

## Announcements

These results are provisional until the conclusion of any judicial and technical matters!

Started: 10 Classified: 10 Not classified 0

Margin of Victory	Ø km/h	Best Lap Tm	km/h	Best Lap by
0.011	82,580	43.380	82,988	7 - Philipp Kissling

Official Timing [www.motorsport-events.se](http://www.motorsport-events.se) / [www.rgmmc.com](http://www.rgmmc.com)

Orbits

Timekeeping James Geidel:

Rennleiter Paul Egli:

[www.mylaps.com](http://www.mylaps.com)

Sportkommissar Alain Tissot:

Rennbüro:

Licensed to: Motorsport Events

Printed: 2013-09-22 14:09:27



# Schweizer Kart Meisterschaft 2013

Super Mini

Lignières 1,000 Km

Race 2

2013-09-22 13:50

Race (12 Laps) started at 13:48:38

Lap	Lap Tm	Diff	Time of Day
<b>(1) Robin Furrer</b>			
1	44.317	+0.892	13:49:22.552
2	43.573	+0.148	13:50:06.125
3	43.492	+0.067	13:50:49.617
4	43.441	+0.016	13:51:33.058
5	43.585	+0.160	13:52:16.643
6	43.464	+0.039	13:53:00.107
7	43.592	+0.167	13:53:43.699
8	<b>43.425</b>		13:54:27.124
9	43.477	+0.052	13:55:10.601
10	43.440	+0.015	13:55:54.041
11	43.494	+0.069	13:56:37.535
12	43.718	+0.293	13:57:21.253

<b>(99) Ricardo Feller</b>			
1	44.136	+0.740	13:49:22.260
2	43.549	+0.153	13:50:05.809
3	43.631	+0.235	13:50:49.440
4	43.511	+0.115	13:51:32.951
5	43.818	+0.422	13:52:16.769
6	43.457	+0.061	13:53:00.226
7	43.567	+0.171	13:53:43.793
8	43.478	+0.082	13:54:27.271
9	43.424	+0.028	13:55:10.695
10	<b>43.396</b>		13:55:54.091
11	43.600	+0.204	13:56:37.691
12	43.573	+0.177	13:57:21.264

<b>(69) Luca Zemp</b>			
1	44.597	+0.998	13:49:22.933
2	<b>43.599</b>		13:50:06.532
3	43.652	+0.053	13:50:50.184
4	43.602	+0.003	13:51:33.786
5	43.833	+0.234	13:52:17.619
6	43.912	+0.313	13:53:01.531
7	43.797	+0.198	13:53:45.328
8	43.937	+0.338	13:54:29.265
9	44.714	+1.115	13:55:13.979
10	44.079	+0.480	13:55:58.058
11	43.934	+0.335	13:56:41.992
12	44.176	+0.577	13:57:26.168

<b>(9) Savio Moccia</b>			
1	44.717	+1.202	13:49:23.027
2	43.740	+0.225	13:50:06.767
3	<b>43.515</b>		13:50:50.282
4	43.658	+0.143	13:51:33.940
5	43.750	+0.235	13:52:17.690
6	43.682	+0.167	13:53:01.372
7	43.882	+0.367	13:53:45.254
8	44.011	+0.496	13:54:29.265
9	44.609	+1.094	13:55:13.874
10	44.292	+0.777	13:55:58.166
11	43.952	+0.437	13:56:42.118
12	44.084	+0.569	13:57:26.202

<b>(66) Fernando Feller</b>			
1	45.256	+1.684	13:49:24.099
2	44.151	+0.579	13:50:08.250
3	43.804	+0.232	13:50:52.054
4	43.917	+0.345	13:51:35.971
5	43.901	+0.329	13:52:19.872
6	43.921	+0.349	13:53:03.793
7	43.827	+0.255	13:53:47.620
8	43.796	+0.224	13:54:31.416

9	43.957	+0.385	13:55:15.373
10	43.735	+0.163	13:55:59.108
11	<b>43.572</b>		13:56:42.680
12	43.749	+0.177	13:57:26.429

<b>(27) Grégoire Huguenin</b>			
1	45.228	+1.292	13:49:23.630
2	44.559	+0.623	13:50:08.189
3	45.088	+1.152	13:50:53.277
4	<b>43.936</b>		13:51:37.213
5	44.285	+0.349	13:52:21.498
6	44.121	+0.185	13:53:05.619
7	44.360	+0.424	13:53:49.979
8	44.936	+1.000	13:54:34.915
9	44.106	+0.170	13:55:19.021
10	44.256	+0.320	13:56:03.277
11	44.436	+0.500	13:56:47.713
12	44.354	+0.418	13:57:32.067

<b>(6) Elias Wigger</b>			
1	45.435	+1.394	13:49:23.866
2	44.843	+0.802	13:50:08.709
3	44.778	+0.737	13:50:53.487
4	44.140	+0.099	13:51:37.627
5	<b>44.041</b>		13:52:21.668
6	44.198	+0.157	13:53:05.866
7	44.209	+0.168	13:53:50.075
8	44.957	+0.916	13:54:35.032
9	44.211	+0.170	13:55:19.243
10	44.203	+0.162	13:56:03.446
11	44.356	+0.315	13:56:47.802
12	44.560	+0.519	13:57:32.362

<b>(65) Tara Eichenberger</b>			
1	46.524	+2.042	13:49:25.202
2	45.456	+0.974	13:50:10.658
3	45.236	+0.754	13:50:55.894
4	44.993	+0.511	13:51:40.887
5	44.697	+0.215	13:52:25.584
6	45.625	+1.143	13:53:11.209
7	44.653	+0.171	13:53:55.862
8	44.636	+0.154	13:54:40.498
9	<b>44.482</b>		13:55:24.980
10	44.592	+0.110	13:56:09.572
11	44.662	+0.180	13:56:54.234
12	44.764	+0.282	13:57:38.998

<b>(7) Philipp Kissling</b>			
1	45.222	+1.842	13:49:23.960
2	43.984	+0.604	13:50:07.944
3	43.392	+0.012	13:50:51.336
4	43.539	+0.159	13:51:34.875
5	<b>43.380</b>		13:52:18.255
6	57.966	+14.586	13:53:16.221
7	44.924	+1.544	13:54:01.145
8	44.009	+0.629	13:54:45.154
9	43.749	+0.369	13:55:28.903
10	43.916	+0.536	13:56:12.819
11	43.886	+0.506	13:56:56.705
12	44.028	+0.648	13:57:40.733

<b>(12) Karin Sauter</b>			
1	46.907	+1.551	13:49:25.755
2	45.827	+0.471	13:50:11.582
3	45.804	+0.448	13:50:57.386
4	<b>45.356</b>		13:51:42.742





lista office **LO**



# Schweizer Kart Meisterschaft 2013


Super Mini

Lignières 1,000 Km

Finallauf

2013-09-22 15:30

Race (14 Laps)



POLE POSITION

<b>2</b> 1 Robin Furrer
<b>4</b> 9 Savio Moccia
<b>6</b> 27 Grégoire Huguenin
<b>8</b> 65 Tara Eichenberger
<b>10</b> 7 Philipp Kissling

<b>1</b> 99 Ricardo Feller
<b>3</b> 69 Luca Zemp
<b>5</b> 6 Elias Wigger
<b>7</b> 66 Fernando Feller
<b>9</b> 12 Karin Sauter

**1**  
**2**  
**3**  
**4**  
**5**



lista office



## Schweizer Kart Meisterschaft 2013

Super Mini

Lignières 1,000 Km

Finallauf

2013-09-22 15:30

Race (14 Laps) started at 15:19:18

Pos	No.	Name	Chassis/Engine	Entrant	Total Tm	Laps	Diff	Best Tm	Ø km/h	Points
1	1	Robin Furrer	Top Kart/lame Parilla	Kart Club Locarno	10:14.240	14		43.533	82,053	30
2	99	Ricardo Feller	Top-Kart/lame Parilla	Feller	10:17.038	14	2.798	43.636	81,681	25
3	7	Philipp Kissling	RK/LKE	Spirit Racing	10:19.652	14	5.412	43.874	81,336	21
4	9	Savio Moccia	OK1/lame Parilla	Moccia	10:20.496	14	6.256	43.866	81,225	19
5	66	Fernando Feller	Top-Kart/lame Parilla	Feller	10:20.662	14	6.422	43.749	81,204	17
6	6	Elias Wigger	Top Kart/LKE	Wigger	10:21.379	14	7.139	43.996	81,110	15
7	27	Grégoire Huguenin	Top-Kart/LKE	Kart Club Valais	10:31.139	14	16.899	44.580	79,856	14
8	65	Tara Eichenberger	Swiss Hutless/lame Parilla	Eichenberger	10:31.150	14	16.910	44.432	79,854	13
9	69	Luca Zemp	Top Kart/lame Parilla	Zemp	10:37.066	14	22.826	43.852	79,113	12
10	12	Karin Sauter	Swiss Hutless/lame Parilla	Sauter	10:42.278	14	28.038	45.004	78,471	11

## Announcements

These results are provisional until the conclusion of any judicial and technical matters!

Started: 10 Classified: 10 Not classified 0

Margin of Victory	Ø km/h	Best Lap Tm	km/h	Best Lap by
2.798	82,053	43.533	82,696	1 - Robin Furrer

Official Timing [www.motorsport-events.se](http://www.motorsport-events.se) / [www.rgmmc.com](http://www.rgmmc.com)

Orbits

Timekeeping James Geidel:

Rennleiter Paul Egli:

[www.mylaps.com](http://www.mylaps.com)

Sportkommissar Alain Tissot:

Rennbüro:

Licensed to: Motorsport Events

Printed: 2013-09-22 15:40:47



# Schweizer Kart Meisterschaft 2013

Super Mini

Lignières 1,000 Km

Finallauf

2013-09-22 15:30

Race (14 Laps) started at 15:19:18

Lap	Lap Tm	Diff	Time of Day
<b>(1) Robin Furrer</b>			
1	44.575	+1.042	15:20:03.404
2	43.795	+0.262	15:20:47.199
3	43.757	+0.224	15:21:30.956
4	43.848	+0.315	15:22:14.804
5	43.867	+0.334	15:22:58.671
6	<b>43.533</b>		15:23:42.204
7	43.728	+0.195	15:24:25.932
8	43.707	+0.174	15:25:09.639
9	43.833	+0.300	15:25:53.472
10	43.552	+0.019	15:26:37.024
11	44.550	+1.017	15:27:21.574
12	43.726	+0.193	15:28:05.300
13	43.735	+0.202	15:28:49.035
14	43.882	+0.349	15:29:32.917

<b>(99) Ricardo Feller</b>			
1	44.543	+0.907	15:20:03.220
2	43.874	+0.238	15:20:47.094
3	43.703	+0.067	15:21:30.797
4	43.821	+0.185	15:22:14.618
5	43.806	+0.170	15:22:58.424
6	43.639	+0.003	15:23:42.063
7	43.774	+0.138	15:24:25.837
8	43.675	+0.039	15:25:09.512
9	43.785	+0.149	15:25:53.297
10	<b>43.636</b>		15:26:36.933
11	44.715	+1.079	15:27:21.648
12	44.008	+0.372	15:28:05.656
13	44.905	+1.269	15:28:50.561
14	45.154	+1.518	15:29:35.715

<b>(7) Philipp Kissling</b>			
1	45.166	+1.292	15:20:04.683
2	43.965	+0.091	15:20:48.648
3	43.936	+0.062	15:21:32.584
4	44.087	+0.213	15:22:16.671
5	44.059	+0.185	15:23:00.730
6	44.172	+0.298	15:23:44.902
7	44.106	+0.232	15:24:29.008
8	44.144	+0.270	15:25:13.152
9	44.275	+0.401	15:25:57.427
10	44.053	+0.179	15:26:41.480
11	44.401	+0.527	15:27:25.881
12	44.117	+0.243	15:28:09.998
13	44.457	+0.583	15:28:54.455
14	<b>43.874</b>		15:29:38.329

<b>(9) Savio Moccia</b>			
1	45.126	+1.260	15:20:04.096
2	44.150	+0.284	15:20:48.246
3	44.199	+0.333	15:21:32.445
4	44.132	+0.266	15:22:16.577
5	44.065	+0.199	15:23:00.642
6	44.169	+0.303	15:23:44.811
7	44.124	+0.258	15:24:28.935
8	44.130	+0.264	15:25:13.065
9	44.252	+0.386	15:25:57.317
10	44.083	+0.217	15:26:41.400
11	44.647	+0.781	15:27:26.047
12	44.044	+0.178	15:28:10.091
13	45.216	+1.350	15:28:55.307
14	<b>43.866</b>		15:29:39.173

<b>(66) Fernando Feller</b>			
-----------------------------	--	--	--

1	45.120	+1.371	15:20:04.331
2	44.097	+0.348	15:20:48.428
3	44.320	+0.571	15:21:32.748
4	44.105	+0.356	15:22:16.853
5	44.026	+0.277	15:23:00.879
6	44.164	+0.415	15:23:45.043
7	44.272	+0.523	15:24:29.315
8	43.948	+0.199	15:25:13.263
9	44.226	+0.477	15:25:57.489
10	44.154	+0.405	15:26:41.643
11	44.284	+0.535	15:27:25.927
12	44.370	+0.621	15:28:10.297
13	45.293	+1.544	15:28:55.590
14	<b>43.749</b>		15:29:39.339

<b>(6) Elias Wigger</b>			
1	45.528	+1.532	15:20:04.597
2	44.465	+0.469	15:20:49.062
3	44.109	+0.113	15:21:33.171
4	44.172	+0.176	15:22:17.343
5	44.166	+0.170	15:23:01.509
6	44.122	+0.126	15:23:45.631
7	44.085	+0.089	15:24:29.716
8	<b>43.996</b>		15:25:13.712
9	45.410	+1.414	15:25:59.122
10	44.455	+0.459	15:26:43.577
11	44.150	+0.154	15:27:27.727
12	44.217	+0.221	15:28:11.944
13	44.078	+0.082	15:28:56.022
14	44.034	+0.038	15:29:40.056

<b>(27) Grégoire Huguenin</b>			
1	46.393	+1.813	15:20:05.569
2	44.935	+0.355	15:20:50.504
3	45.387	+0.807	15:21:35.891
4	44.991	+0.411	15:22:20.882
5	45.001	+0.421	15:23:05.883
6	44.994	+0.414	15:23:50.877
7	44.771	+0.191	15:24:35.648
8	44.920	+0.340	15:25:20.568
9	44.838	+0.258	15:26:05.406
10	45.120	+0.540	15:26:50.526
11	45.000	+0.420	15:27:35.526
12	<b>44.580</b>		15:28:20.106
13	44.684	+0.104	15:29:04.790
14	45.026	+0.446	15:29:49.816

<b>(65) Tara Eichenberger</b>			
1	46.559	+2.127	15:20:06.022
2	45.074	+0.642	15:20:51.096
3	45.266	+0.834	15:21:36.362
4	45.047	+0.615	15:22:21.409
5	45.398	+0.966	15:23:06.807
6	44.591	+0.159	15:23:51.398
7	<b>44.432</b>		15:24:35.830
8	44.928	+0.496	15:25:20.758
9	44.831	+0.399	15:26:05.589
10	45.055	+0.623	15:26:50.644
11	44.991	+0.559	15:27:35.635
12	44.568	+0.136	15:28:20.203
13	44.768	+0.336	15:29:04.971
14	44.856	+0.424	15:29:49.827

<b>(69) Luca Zemp</b>			
1	45.248	+1.396	15:20:04.231
2	44.112	+0.260	15:20:48.343

3	44.169	+0.317	15:21:32.512
4	44.620	+0.768	15:22:17.132
5	43.958	+0.106	15:23:01.090
6	44.170	+0.318	15:23:45.260
7	44.283	+0.431	15:24:29.543
8	43.988	+0.136	15:25:13.531
9	1:02.023	+18.171	15:26:15.554
10	44.052	+0.200	15:26:59.606
11	43.895	+0.043	15:27:43.501
12	44.324	+0.472	15:28:27.825
13	<b>43.852</b>		15:29:11.677
14	44.066	+0.214	15:29:55.743

<b>(12) Karin Sauter</b>			
1	46.240	+1.236	15:20:05.869
2	45.067	+0.063	15:20:50.936
3	45.341	+0.337	15:21:36.277
4	<b>45.004</b>		15:22:21.281
5	45.510	+0.506	15:23:06.791
6	45.982	+0.978	15:23:52.773
7	45.541	+0.537	15:24:38.314
8	45.528	+0.524	15:25:23.842
9	46.004	+1.000	15:26:09.846
10	45.813	+0.809	15:26:55.659
11	46.468	+1.464	15:27:42.127
12	46.431	+1.427	15:28:28.558
13	46.237	+1.233	15:29:14.795
14	46.160	+1.156	15:30:00.955

