

lista office **LO****Schweizer Kart Meisterschaft 2013**

X30 Challenge

Lignières 1,000 Km

Training

2013-09-22 09:20

Practice (10:00 Time) started at 9:26:15

Pos	No.	Name	Chassis/Engine	Entrant	Laps	Best Tm	Diff In Lap	km/h
1	10	Nordström Linus	Swiss Hutless/Iame X30	Speed Racing	13	38.719		92,978
2	35	Yannick Klaey	Birel/Iame X30	Spirit Racing	14	38.821	0.102	92,733
3	31	Dominik Siegenthaler	Exprit/Iame X30	RMW-Eurotec-Motorsport	14	38.821	0.102	92,733
4	3	Nico Brügger	Swiss Hutless/Iame X30	Speed Racing	7	38.835	0.116	92,700
5	39	Pascal Von Allmen	Sodi Futura S2/Iame X30	Berner Kart Racing Klub	14	38.962	0.243	92,398
6	64	Flavio Kempf	Tony Kart/Iame X30	Kempf	12	39.021	0.302	92,258
7	91	Alessandro Felber	Tony Kart/Iame X30	Kart Club Thun Oberland	14	39.022	0.303	92,256
8	55	Mathias Rügsegger	MAD/Iame X30	Kart Klub Thun Oberland	14	39.028	0.309	92,241
9	42	Markus Engeli	Zanardi/Iame X30	Engeli	14	39.165	0.446	91,919
10	5	Fabienne Wohlwend	Zanardi/Iame X30	Lugano Kart Team	12	39.172	0.453	91,902
11	22	Samuel Sätteli	Tony Kart/Iame X30	RMW Motorsport	14	39.175	0.456	91,895
12	88	Marylin Niederhauser	Tony Kart/Iame X30	Berner Kart Racing Club	15	39.180	0.461	91,884
13	17	Vincenzo Alvaro	Swiss Hutless/Iame X30	Swiss Hutless Karts	12	39.182	0.463	91,879
14	2	Nikolaj Rogivue	Birel/Iame X30	Spirit Racing	14	39.215	0.496	91,802
15	30	Biagio Mancina	PCR/Iame X30	Scuderia PCR	11	39.219	0.500	91,792
16	94	Kevin Wälti	Swisscorse/Iame X30	Keepcool Kart Racing Team	14	39.233	0.514	91,759
17	66	Luca Wenker	Tony Kart/Iame X30	Wenker Racing	14	39.244	0.525	91,734
18	33	Yannic Walther	Exprit/Iame X30	Walther	11	39.460	0.741	91,232
19	6	Louis Moser	Birel/Iame X30	Spirit Racing	13	39.671	0.952	90,746
20	7	Fabian Hochstrasser	Birel/Iame X30	Max Busslinger Motorsport	8	39.717	0.998	90,641
21	9	Raphael Wohlwend	Tony Kart/Iame X30	Lugano Kart Team	12	39.770	1.051	90,520
22	50	Franco Citino	Praga/Iame X30	Berner Kart Racing Klub	11	40.262	1.543	89,414
23	27	Enzo Citta	Birel/Iame X30	Citta	14	40.465	1.746	88,966
24	19	Nicola Wenker	AMV/Iame X30	Wenker Racing	6	40.824	2.105	88,183

## Announcements

No. 50 without transponder / time by photocell



lista office



## Schweizer Kart Meisterschaft 2013

X30 Challenge

Lignières 1,000 Km

Training

2013-09-22 09:20

Practice (10:00 Time) started at 9:26:15

Lap	Lap Tm	Diff	Time of Day
<b>(10) Nordström Linus</b>			
1	40.634	+1.915	9:28:03.720
2	39.580	+0.861	9:28:43.300
3	39.222	+0.503	9:29:22.522
4	39.064	+0.345	9:30:01.586
5	38.904	+0.185	9:30:40.490
6	39.525	+0.806	9:31:20.015
7	38.902	+0.183	9:31:58.917
8	39.292	+0.573	9:32:38.209
9	38.896	+0.177	9:33:17.105
10	38.888	+0.169	9:33:55.993
11	38.941	+0.222	9:34:34.934
12	<b>38.719</b>		9:35:13.653
13	38.781	+0.062	9:35:52.434

Lap	Lap Tm	Diff	Time of Day
<b>(35) Yannick Klaey</b>			
1	45.446	+6.625	9:27:51.616
2	39.719	+0.898	9:28:31.335
3	39.078	+0.257	9:29:10.413
4	39.369	+0.548	9:29:49.782
5	39.406	+0.585	9:30:29.188
6	39.269	+0.448	9:31:08.457
7	39.157	+0.336	9:31:47.614
8	39.186	+0.365	9:32:26.800
9	39.104	+0.283	9:33:05.904
10	38.896	+0.075	9:33:44.800
11	38.841	+0.020	9:34:23.641
12	39.062	+0.241	9:35:02.703
13	<b>38.821</b>		9:35:41.524
14	41.202	+2.381	9:36:22.726

Lap	Lap Tm	Diff	Time of Day
<b>(31) Dominik Siegenthaler</b>			
1	40.685	+1.864	9:27:47.512
2	39.818	+0.997	9:28:27.330
3	39.207	+0.386	9:29:06.537
4	39.736	+0.915	9:29:46.273
5	39.132	+0.311	9:30:25.405
6	<b>38.821</b>		9:31:04.226
7	38.867	+0.046	9:31:43.093
8	39.029	+0.208	9:32:22.122
9	38.900	+0.079	9:33:01.022
10	38.956	+0.135	9:33:39.978
11	38.968	+0.147	9:34:18.946
12	38.898	+0.077	9:34:57.844
13	39.114	+0.293	9:35:36.958
14	39.243	+0.422	9:36:16.201

Lap	Lap Tm	Diff	Time of Day
<b>(3) Nico Brügger</b>			
1	41.078	+2.243	9:28:03.971
2	39.609	+0.774	9:28:43.580
3	39.214	+0.379	9:29:22.794
4	39.048	+0.213	9:30:01.842
5	39.311	+0.476	9:30:41.153
6	39.164	+0.329	9:31:20.317
7	<b>38.835</b>		9:31:59.152

Lap	Lap Tm	Diff	Time of Day
<b>(39) Pascal Von Allmen</b>			
1	41.495	+2.533	9:27:41.691
2	39.298	+0.336	9:28:20.989
3	39.060	+0.098	9:29:00.049
4	39.165	+0.203	9:29:39.214
5	39.225	+0.263	9:30:18.439
6	39.049	+0.087	9:30:57.488
7	39.116	+0.154	9:31:36.604
8	39.046	+0.084	9:32:15.650

Lap	Lap Tm	Diff	Time of Day
9	39.079	+0.117	9:32:54.729
10	39.073	+0.111	9:33:33.802
11	<b>38.962</b>		9:34:12.764
12	39.204	+0.242	9:34:51.968
13	39.154	+0.192	9:35:31.122
14	39.271	+0.309	9:36:10.393

Lap	Lap Tm	Diff	Time of Day
<b>(64) Flavio Kempf</b>			
1	41.106	+2.085	9:27:46.238
2	39.666	+0.645	9:28:25.904
3	39.262	+0.241	9:29:05.166
4	39.610	+0.589	9:29:44.776
5	39.434	+0.413	9:30:24.210
6	39.502	+0.481	9:31:03.712
7	39.807	+0.786	9:31:43.519
8	39.025	+0.004	9:32:22.544
9	39.278	+0.257	9:33:01.822
10	<b>39.021</b>		9:33:40.843
11	39.163	+0.142	9:34:20.006
12	39.263	+0.242	9:34:59.269

Lap	Lap Tm	Diff	Time of Day
<b>(91) Alessandro Felber</b>			
1	41.377	+2.355	9:27:47.218
2	39.932	+0.910	9:28:27.150
3	39.544	+0.522	9:29:06.694
4	40.000	+0.978	9:29:46.694
5	39.652	+0.630	9:30:26.346
6	39.250	+0.228	9:31:05.596
7	39.149	+0.127	9:31:44.745
8	39.326	+0.304	9:32:24.071
9	39.456	+0.434	9:33:03.527
10	<b>39.022</b>		9:33:42.549
11	39.753	+0.731	9:34:22.302
12	39.359	+0.337	9:35:01.661
13	39.236	+0.214	9:35:40.897
14	39.357	+0.335	9:36:20.254

Lap	Lap Tm	Diff	Time of Day
<b>(55) Mathias Rügsegger</b>			
1	40.599	+1.571	9:27:42.949
2	39.707	+0.679	9:28:22.656
3	39.230	+0.202	9:29:01.886
4	39.420	+0.392	9:29:41.306
5	39.190	+0.162	9:30:20.496
6	<b>39.028</b>		9:30:59.524
7	39.169	+0.141	9:31:38.693
8	39.060	+0.032	9:32:17.753
9	39.511	+0.483	9:32:57.264
10	39.320	+0.292	9:33:36.584
11	39.467	+0.439	9:34:16.051
12	39.150	+0.122	9:34:55.201
13	39.137	+0.109	9:35:34.338
14	39.722	+0.694	9:36:14.060

Lap	Lap Tm	Diff	Time of Day
<b>(42) Markus Engeli</b>			
1	41.362	+2.197	9:27:47.114
2	40.171	+1.006	9:28:27.285
3	40.084	+0.919	9:29:07.369
4	39.549	+0.384	9:29:46.918
5	39.864	+0.699	9:30:26.782
6	39.357	+0.192	9:31:06.139
7	39.430	+0.265	9:31:45.569
8	39.378	+0.213	9:32:24.947
9	39.263	+0.098	9:33:04.210
10	<b>39.165</b>		9:33:43.375
11	39.276	+0.111	9:34:22.651
12	39.213	+0.048	9:35:01.864

Lap	Lap Tm	Diff	Time of Day
13	39.197	+0.032	9:35:41.061
14	39.362	+0.197	9:36:20.423

Lap	Lap Tm	Diff	Time of Day
<b>(5) Fabienne Wohlwend</b>			
1	41.052	+1.880	9:27:39.597
2	40.279	+1.107	9:28:19.876
3	39.666	+0.494	9:28:59.542
4	39.732	+0.560	9:29:39.274
5	39.437	+0.265	9:30:18.711
6	<b>39.172</b>		9:30:57.883
7	39.444	+0.272	9:31:37.327
8	39.266	+0.094	9:32:16.593
9	39.942	+0.770	9:32:56.535
10	2:16.824	+1:37.652	9:35:13.359
11	39.391	+0.219	9:35:52.750
12	39.334	+0.162	9:36:32.084

Lap	Lap Tm	Diff	Time of Day
<b>(22) Samuel Sätteli</b>			
1	40.579	+1.404	9:27:44.162
2	39.740	+0.565	9:28:23.902
3	<b>39.175</b>		9:29:03.077
4	39.491	+0.316	9:29:42.568
5	39.233	+0.058	9:30:21.801
6	39.369	+0.194	9:31:01.170
7	39.326	+0.151	9:31:40.496
8	39.397	+0.222	9:32:19.893
9	39.470	+0.295	9:32:59.363
10	39.404	+0.229	9:33:38.767
11	39.302	+0.127	9:34:18.069
12	39.451	+0.276	9:34:57.520
13	39.469	+0.294	9:35:36.989
14	39.528	+0.353	9:36:16.517

Lap	Lap Tm	Diff	Time of Day
<b>(88) Marylin Niederhauser</b>			
1	40.854	+1.674	9:27:40.014
2	40.195	+1.015	9:28:20.209
3	39.618	+0.438	9:28:59.827
4	39.726	+0.546	9:29:39.553
5	39.291	+0.111	9:30:18.844
6	39.281	+0.101	9:30:58.125
7	39.329	+0.149	9:31:37.454
8	<b>39.180</b>		9:32:16.634
9	39.679	+0.499	9:32:56.313
10	39.421	+0.241	9:33:35.734
11	39.507	+0.327	9:34:15.241
12	39.484	+0.304	9:34:54.725
13	39.459	+0.279	9:35:34.184
14	40.041	+0.861	9:36:14.225
15	39.851	+0.671	9:36:54.076

Lap	Lap Tm	Diff	Time of Day
<b>(17) Vincenzo Alvaro</b>			
1	41.488	+2.306	9:27:41.889
2	39.790	+0.608	9:28:21.679
3	39.616	+0.434	9:29:01.295
4	39.459	+0.277	9:29:40.754
5	39.339	+0.157	9:30:20.093
6	39.298	+0.116	9:30:59.391
7	39.456	+0.274	9:31:38.847
8	39.471	+0.289	9:32:18.318
9	39.260	+0.078	9:32:57.578
10	<b>39.182</b>		9:33:36.760
11	39.536	+0.354	9:34:16.296
12	39.233	+0.051	9:34:55.529

Lap	Lap Tm	Diff	Time of Day
<b>(2) Nikolaj Rogivue</b>			
1	41.775	+2.560	9:27:48.262



# Schweizer Kart Meisterschaft 2013

X30 Challenge

Lignières 1,000 Km

Training

2013-09-22 09:20

Practice (10:00 Time) started at 9:26:15

Lap	Lap Tm	Diff	Time of Day
2	41.545	+2.330	9:28:29.807
3	39.963	+0.748	9:29:09.770
4	40.375	+1.160	9:29:50.145
5	39.727	+0.512	9:30:29.872
6	39.374	+0.159	9:31:09.246
7	39.548	+0.333	9:31:48.794
8	39.627	+0.412	9:32:28.421
9	39.419	+0.204	9:33:07.840
10	<b>39.215</b>		9:33:47.055
11	39.225	+0.010	9:34:26.280
12	39.418	+0.203	9:35:05.698
13	39.772	+0.557	9:35:45.470
14	40.547	+1.332	9:36:26.017

### (30) Biagio Mancina

1	40.183	+0.964	9:27:37.058
2	39.684	+0.465	9:28:16.742
3	39.736	+0.517	9:28:56.478
4	2:47.763	+2:08.544	9:31:44.241
5	39.633	+0.414	9:32:23.874
6	39.243	+0.024	9:33:03.117
7	<b>39.219</b>		9:33:42.336
8	40.118	+0.899	9:34:22.454
9	39.504	+0.285	9:35:01.958
10	39.260	+0.041	9:35:41.218
11	39.315	+0.096	9:36:20.533

### (94) Kevin Wälti

1	41.096	+1.863	9:27:46.397
2	40.122	+0.889	9:28:26.519
3	39.400	+0.167	9:29:05.919
4	40.614	+1.381	9:29:46.533
5	39.561	+0.328	9:30:26.094
6	39.865	+0.632	9:31:05.959
7	39.915	+0.682	9:31:45.874
8	<b>39.233</b>		9:32:25.107
9	39.619	+0.386	9:33:04.726
10	39.395	+0.162	9:33:44.121
11	39.291	+0.058	9:34:23.412
12	39.493	+0.260	9:35:02.905
13	39.250	+0.017	9:35:42.155
14	39.339	+0.106	9:36:21.494

### (66) Luca Wenker

1	41.690	+2.446	9:27:53.399
2	40.113	+0.869	9:28:33.512
3	39.630	+0.386	9:29:13.142
4	39.472	+0.228	9:29:52.614
5	39.473	+0.229	9:30:32.087
6	39.491	+0.247	9:31:11.578
7	39.402	+0.158	9:31:50.980
8	<b>39.244</b>		9:32:30.224
9	39.441	+0.197	9:33:09.665
10	39.526	+0.282	9:33:49.191
11	39.338	+0.094	9:34:28.529
12	39.374	+0.130	9:35:07.903
13	39.439	+0.195	9:35:47.342
14	39.247	+0.003	9:36:26.589

### (33) Yannic Walther

1	41.543	+2.083	9:27:53.092
2	40.321	+0.861	9:28:33.413
3	40.679	+1.219	9:29:14.092
4	39.804	+0.344	9:29:53.896
5	39.508	+0.048	9:30:33.404
6	2:33.042	+1:53.582	9:33:06.446

Lap	Lap Tm	Diff	Time of Day
7	<b>39.460</b>		9:33:45.906
8	39.611	+0.151	9:34:25.517
9	39.850	+0.390	9:35:05.367
10	39.944	+0.484	9:35:45.311
11	40.250	+0.790	9:36:25.561

### (6) Louis Moser

1	41.507	+1.836	9:27:44.950
2	40.249	+0.578	9:28:25.199
3	39.807	+0.136	9:29:05.006
4	1:27.109	+47.438	9:30:32.115
5	40.984	+1.313	9:31:13.099
6	39.949	+0.278	9:31:53.048
7	39.716	+0.045	9:32:32.764
8	39.923	+0.252	9:33:12.687
9	39.891	+0.220	9:33:52.578
10	39.727	+0.056	9:34:32.305
11	<b>39.671</b>		9:35:11.976
12	39.962	+0.291	9:35:51.938
13	40.036	+0.365	9:36:31.974

### (7) Fabian Hochstrasser

1	42.020	+2.303	9:27:47.012
2	41.398	+1.681	9:28:28.410
3	40.416	+0.699	9:29:08.826
4	40.318	+0.601	9:29:49.144
5	40.618	+0.901	9:30:29.762
6	40.136	+0.419	9:31:09.898
7	<b>39.717</b>		9:31:49.615
8	39.896	+0.179	9:32:29.511

### (9) Raphael Wohlwend

1	41.343	+1.573	9:27:44.057
2	40.165	+0.395	9:28:24.222
3	39.926	+0.156	9:29:04.148
4	<b>39.770</b>		9:29:43.918
5	39.859	+0.089	9:30:23.777
6	39.808	+0.038	9:31:03.585
7	40.366	+0.596	9:31:43.951
8	39.863	+0.093	9:32:23.814
9	40.762	+0.992	9:33:04.576
10	40.002	+0.232	9:33:44.578
11	40.108	+0.338	9:34:24.686
12	40.439	+0.669	9:35:05.125

### (50) Franco Citino

1	40.639	+0.377	9:29:56.691
2	40.541	+0.279	9:30:37.232
3	40.426	+0.164	9:31:17.658
4	40.721	+0.459	9:31:58.379
5	40.441	+0.179	9:32:38.820
6	40.387	+0.125	9:33:19.207
7	<b>40.262</b>		9:33:59.469
8	40.430	+0.168	9:34:39.899
9	40.340	+0.078	9:35:20.239
10	40.355	+0.093	9:36:00.594
11	40.474	+0.212	9:36:41.068

### (27) Enzo Citta

1	42.899	+2.434	9:28:05.755
2	41.126	+0.661	9:28:46.881
3	40.587	+0.122	9:29:27.468
4	40.727	+0.262	9:30:08.195
5	40.788	+0.323	9:30:48.983
6	40.587	+0.122	9:31:29.570
7	41.031	+0.566	9:32:10.601

Lap	Lap Tm	Diff	Time of Day
8	40.720	+0.255	9:32:51.321
9	<b>40.465</b>		9:33:31.786
10	40.714	+0.249	9:34:12.500
11	40.537	+0.072	9:34:53.037
12	40.466	+0.001	9:35:33.503
13	40.569	+0.104	9:36:14.072
14	40.813	+0.348	9:36:54.885

### (19) Nicola Wenker

1	42.120	+1.296	9:27:55.704
2	<b>40.824</b>		9:28:36.528
3	41.092	+0.268	9:29:17.620
4	41.034	+0.210	9:29:58.654
5	41.179	+0.355	9:30:39.833
6	41.378	+0.554	9:31:21.211





lista office



## Schweizer Kart Meisterschaft 2013

X30 Challenge

Lignières 1,000 Km

Zeittraining

2013-09-22 10:20

Qualifying (6:00 Time) started at 10:21:17

Pos	No.	Name	Chassis/Engine	Entrant	Laps	Best Tm	Diff In Lap	km/h
1	35	Yannick Klaey	Birel/lame X30	Spirit Racing	8	38.469		93,582
2	31	Dominik Siegenthaler	Exprit/lame X30	RMW-Eurotec-Motorsport	8	38.563	0.094	93,354
3	17	Vincenzo Alvaro	Swiss Hutless/lame X30	Swiss Hutless Karts	9	38.686	0.217	93,057
4	10	Nordström Linus	Swiss Hutless/lame X30	Speed Racing	8	38.690	0.221	93,047
5	39	Pascal Von Allmen	Sodi Futura S2/lame X30	Berner Kart Racing Klub	9	38.719	0.250	92,978
6	91	Alessandro Felber	Tony Kart/lame X30	Kart Club Thun Oberland	9	38.728	0.259	92,956
7	88	Marylin Niederhauser	Tony Kart/lame X30	Berner Kart Racing Club	8	38.739	0.270	92,930
8	64	Flavio Kempf	Tony Kart/lame X30	Kempf	8	38.742	0.273	92,922
9	30	Biagio Mancina	PCR/lame X30	Scuderia PCR	9	38.757	0.288	92,886
10	55	Mathias Rügsegger	MAD/lame X30	Kart Klub Thun Oberland	8	38.826	0.357	92,721
11	22	Samuel Sätteli	Tony Kart/lame X30	RMW Motorsport	8	38.847	0.378	92,671
12	66	Luca Wenker	Tony Kart/lame X30	Wenker Racing	8	38.878	0.409	92,597
13	9	Raphael Wohlwend	Tony Kart/lame X30	Lugano Kart Team	8	38.928	0.459	92,478
14	2	Nikolaj Rogivue	Birel/lame X30	Spirit Racing	9	38.942	0.473	92,445
15	42	Markus Engeli	Zanardi/lame X30	Engeli	8	38.978	0.509	92,360
16	33	Yannic Walther	Exprit/lame X30	Walther	8	39.045	0.576	92,201
17	6	Louis Moser	Birel/lame X30	Spirit Racing	8	39.119	0.650	92,027
18	3	Nico Brügger	Swiss Hutless/lame X30	Speed Racing	7	39.143	0.674	91,970
19	94	Kevin Wälti	Swisscorse/lame X30	Keepcool Kart Racing Team	8	39.179	0.710	91,886
20	7	Fabian Hochstrasser	Birel/lame X30	Max Busslinger Motorsport	8	39.313	0.844	91,573
21	19	Nicola Wenker	AMV/lame X30	Wenker Racing	6	39.440	0.971	91,278
22	5	Fabienne Wohlwend	Zanardi/lame X30	Lugano Kart Team	8	39.463	0.994	91,225
23	50	Franco Citino	Praga/lame X30	Berner Kart Racing Klub	8	39.592	1.123	90,927
24	27	Enzo Citta	Birel/lame X30	Citta	8	40.431	1.962	89,041

## Announcements

These results are provisional until the conclusion of any judicial and technical matters



# Schweizer Kart Meisterschaft 2013

X30 Challenge

Lignières 1,000 Km

Zeittraining

2013-09-22 10:20

Qualifying (6:00 Time) started at 10:21:17

Lap	Lap Tm	Diff	Time of Day
<b>(35) Yannick Klaey</b>			
1	39.458	+0.989	10:22:42.316
2	39.105	+0.636	10:23:21.421
3	39.023	+0.554	10:24:00.444
4	39.198	+0.729	10:24:39.642
5	38.553	+0.084	10:25:18.195
6	38.487	+0.018	10:25:56.682
7	43.578	+5.109	10:26:40.260
8	<b>38.469</b>		10:27:18.729

Lap	Lap Tm	Diff	Time of Day
<b>(31) Dominik Siegenthaler</b>			
1	39.189	+0.626	10:22:51.743
2	38.727	+0.164	10:23:30.470
3	38.756	+0.193	10:24:09.226
4	38.565	+0.002	10:24:47.791
5	38.592	+0.029	10:25:26.383
6	38.926	+0.363	10:26:05.309
7	38.951	+0.388	10:26:44.260
8	<b>38.563</b>		10:27:22.823

Lap	Lap Tm	Diff	Time of Day
<b>(17) Vincenzo Alvaro</b>			
1	39.958	+1.272	10:22:40.102
2	39.487	+0.801	10:23:19.589
3	39.753	+1.067	10:23:59.342
4	38.753	+0.067	10:24:38.095
5	38.918	+0.232	10:25:17.013
6	<b>38.686</b>		10:25:55.699
7	39.250	+0.564	10:26:34.949
8	38.892	+0.206	10:27:13.841
9	38.953	+0.267	10:27:52.794

Lap	Lap Tm	Diff	Time of Day
<b>(10) Nordström Linus</b>			
1	41.432	+2.742	10:22:57.995
2	39.493	+0.803	10:23:37.488
3	39.125	+0.435	10:24:16.613
4	38.764	+0.074	10:24:55.377
5	<b>38.690</b>		10:25:34.067
6	38.779	+0.089	10:26:12.846
7	38.792	+0.102	10:26:51.638
8	38.694	+0.004	10:27:30.332

Lap	Lap Tm	Diff	Time of Day
<b>(39) Pascal Von Allmen</b>			
1	39.538	+0.819	10:22:40.611
2	38.981	+0.262	10:23:19.592
3	38.861	+0.142	10:23:58.453
4	38.923	+0.204	10:24:37.376
5	38.829	+0.110	10:25:16.205
6	<b>38.719</b>		10:25:54.924
7	38.787	+0.068	10:26:33.711
8	38.768	+0.049	10:27:12.479
9	38.740	+0.021	10:27:51.219

Lap	Lap Tm	Diff	Time of Day
<b>(91) Alessandro Felber</b>			
1	39.704	+0.976	10:22:41.860
2	39.311	+0.583	10:23:21.171
3	38.873	+0.145	10:24:00.044
4	38.973	+0.245	10:24:39.017
5	38.732	+0.004	10:25:17.749
6	<b>38.728</b>		10:25:56.477
7	38.995	+0.267	10:26:35.472
8	38.759	+0.031	10:27:14.231
9	38.831	+0.103	10:27:53.062

Lap	Lap Tm	Diff	Time of Day
<b>(88) Marylin Niederhauser</b>			
1	39.922	+1.183	10:22:41.747

Lap	Lap Tm	Diff	Time of Day
2	39.519	+0.780	10:23:21.266
3	39.114	+0.375	10:24:00.380
4	39.542	+0.803	10:24:39.922
5	<b>38.739</b>		10:25:18.661
6	38.888	+0.149	10:25:57.549
7	39.555	+0.816	10:26:37.104
8	38.817	+0.078	10:27:15.921

Lap	Lap Tm	Diff	Time of Day
<b>(64) Flavio Kempf</b>			
1	41.215	+2.473	10:22:50.651
2	39.520	+0.778	10:23:30.171
3	39.722	+0.980	10:24:09.893
4	39.638	+0.896	10:24:49.531
5	<b>38.742</b>		10:25:28.273
6	39.387	+0.645	10:26:07.660
7	39.686	+0.944	10:26:47.346
8	39.695	+0.953	10:27:27.041

Lap	Lap Tm	Diff	Time of Day
<b>(30) Biagio Mancina</b>			
1	39.865	+1.108	10:22:40.717
2	39.259	+0.502	10:23:19.976
3	39.078	+0.321	10:23:59.054
4	<b>38.757</b>		10:24:37.811
5	38.935	+0.178	10:25:16.746
6	39.180	+0.423	10:25:55.926
7	39.099	+0.342	10:26:35.025
8	38.895	+0.138	10:27:13.920
9	38.944	+0.187	10:27:52.864

Lap	Lap Tm	Diff	Time of Day
<b>(55) Mathias Rügsegger</b>			
1	40.155	+1.329	10:22:44.837
2	39.046	+0.220	10:23:23.883
3	39.193	+0.367	10:24:03.076
4	39.065	+0.239	10:24:42.141
5	<b>38.826</b>		10:25:20.967
6	38.957	+0.131	10:25:59.924
7	38.937	+0.111	10:26:38.861
8	38.895	+0.069	10:27:17.756

Lap	Lap Tm	Diff	Time of Day
<b>(22) Samuel Sätteli</b>			
1	39.954	+1.107	10:22:52.010
2	38.986	+0.139	10:23:30.996
3	39.159	+0.312	10:24:10.155
4	39.070	+0.223	10:24:49.225
5	38.957	+0.110	10:25:28.182
6	38.885	+0.038	10:26:07.067
7	39.588	+0.741	10:26:46.655
8	<b>38.847</b>		10:27:25.502

Lap	Lap Tm	Diff	Time of Day
<b>(66) Luca Wenker</b>			
1	39.736	+0.858	10:22:53.440
2	39.242	+0.364	10:23:32.682
3	39.100	+0.222	10:24:11.782
4	38.970	+0.092	10:24:50.752
5	38.950	+0.072	10:25:29.702
6	<b>38.878</b>		10:26:08.580
7	38.931	+0.053	10:26:47.511
8	38.904	+0.026	10:27:26.415

Lap	Lap Tm	Diff	Time of Day
<b>(9) Raphael Wohlwend</b>			
1	40.193	+1.265	10:22:54.236
2	39.146	+0.218	10:23:33.382
3	39.303	+0.375	10:24:12.685
4	39.050	+0.122	10:24:51.735
5	39.016	+0.088	10:25:30.751
6	<b>38.928</b>		10:26:09.679

Lap	Lap Tm	Diff	Time of Day
7	39.017	+0.089	10:26:48.696
8	38.982	+0.054	10:27:27.678

Lap	Lap Tm	Diff	Time of Day
<b>(2) Nikolaj Rogivue</b>			
1	39.792	+0.850	10:22:40.343
2	39.439	+0.497	10:23:19.782
3	39.004	+0.062	10:23:58.786
4	<b>38.942</b>		10:24:37.728
5	39.607	+0.665	10:25:17.335
6	38.987	+0.045	10:25:56.322
7	40.117	+1.175	10:26:36.439
8	39.151	+0.209	10:27:15.590
9	39.163	+0.221	10:27:54.753

Lap	Lap Tm	Diff	Time of Day
<b>(42) Markus Engeli</b>			
1	40.532	+1.554	10:22:46.010
2	39.504	+0.526	10:23:25.514
3	39.223	+0.245	10:24:04.737
4	<b>38.978</b>		10:24:43.715
5	39.088	+0.110	10:25:22.803
6	39.297	+0.319	10:26:02.100
7	39.179	+0.201	10:26:41.279
8	39.273	+0.295	10:27:20.552

Lap	Lap Tm	Diff	Time of Day
<b>(33) Yannic Walther</b>			
1	40.198	+1.153	10:22:53.548
2	39.387	+0.342	10:23:32.935
3	40.000	+0.955	10:24:12.935
4	39.147	+0.102	10:24:52.082
5	39.136	+0.091	10:25:31.218
6	<b>39.045</b>		10:26:10.263
7	39.157	+0.112	10:26:49.420
8	39.321	+0.276	10:27:28.741

Lap	Lap Tm	Diff	Time of Day
<b>(6) Louis Moser</b>			
1	40.974	+1.855	10:22:43.775
2	40.079	+0.960	10:23:23.854
3	39.845	+0.726	10:24:03.699
4	39.547	+0.428	10:24:43.246
5	39.489	+0.370	10:25:22.735
6	39.799	+0.680	10:26:02.534
7	39.275	+0.156	10:26:41.809
8	<b>39.119</b>		10:27:20.928

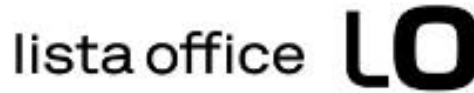
Lap	Lap Tm	Diff	Time of Day
<b>(3) Nico Brügger</b>			
1	41.458	+2.315	10:22:57.523
2	40.298	+1.155	10:23:37.821
3	39.321	+0.178	10:24:17.142
4	39.489	+0.346	10:24:56.631
5	39.199	+0.056	10:25:35.830
6	39.266	+0.123	10:26:15.096
7	<b>39.143</b>		10:26:54.239

Lap	Lap Tm	Diff	Time of Day
<b>(94) Kevin Wälti</b>			
1	41.076	+1.897	10:22:48.502
2	39.787	+0.608	10:23:28.289
3	39.267	+0.088	10:24:07.556
4	39.267	+0.088	10:24:46.823
5	<b>39.179</b>		10:25:26.002
6	39.487	+0.308	10:26:05.489
7	39.299	+0.120	10:26:44.788
8	39.262	+0.083	10:27:24.050

Lap	Lap Tm	Diff	Time of Day
<b>(7) Fabian Hochstrasser</b>			
1	40.605	+1.292	10:23:08.038
2	39.668	+0.355	10:23:47.706







# Schweizer Kart Meisterschaft 2013

X30 Challenge

Lignières 1,000 Km

Zeittraining

2013-09-22 10:20

Qualifying (6:00 Time) started at 10:21:17

Lap	Lap Tm	Diff	Time of Day	Lap	Lap Tm	Diff	Time of Day	Lap	Lap Tm	Diff	Time of Day
3	<b>39.313</b>		10:24:27.019								
4	39.503	+0.190	10:25:06.522								
5	39.730	+0.417	10:25:46.252								
6	39.763	+0.450	10:26:26.015								
7	39.908	+0.595	10:27:05.923								
8	39.940	+0.627	10:27:45.863								
<b>(19) Nicola Wenker</b>											
1	40.288	+0.848	10:23:00.900								
2	<b>39.440</b>		10:23:40.340								
3	39.641	+0.201	10:24:19.981								
4	39.471	+0.031	10:24:59.452								
5	39.593	+0.153	10:25:39.045								
6	39.580	+0.140	10:26:18.625								
<b>(5) Fabienne Wohlwend</b>											
1	41.733	+2.270	10:22:58.073								
2	40.068	+0.605	10:23:38.141								
3	39.547	+0.084	10:24:17.688								
4	39.787	+0.324	10:24:57.475								
5	<b>39.463</b>		10:25:36.938								
6	39.584	+0.121	10:26:16.522								
7	39.473	+0.010	10:26:55.995								
8	39.691	+0.228	10:27:35.686								
<b>(50) Franco Citino</b>											
1	44.308	+4.716	10:23:07.265								
2	40.115	+0.523	10:23:47.380								
3	39.929	+0.337	10:24:27.309								
4	<b>39.592</b>		10:25:06.901								
5	40.068	+0.476	10:25:46.969								
6	39.777	+0.185	10:26:26.746								
7	39.769	+0.177	10:27:06.515								
8	39.846	+0.254	10:27:46.361								
<b>(27) Enzo Citta</b>											
1	42.138	+1.707	10:23:03.223								
2	41.398	+0.967	10:23:44.621								
3	41.044	+0.613	10:24:25.665								
4	40.892	+0.461	10:25:06.557								
5	41.080	+0.649	10:25:47.637								
6	<b>40.431</b>		10:26:28.068								
7	41.098	+0.667	10:27:09.166								
8	40.815	+0.384	10:27:49.981								





lista office **LO**



# Schweizer Kart Meisterschaft 2013


X30 Challenge

Lignières 1,000 Km

Race 1

2013-09-22 11:15

Race (18 Laps)



POLE POSITION

<b>2</b>
31 Dominik Siegenthaler 38.563
<b>4</b>
10 Nordström Linus 38.690
<b>6</b>
91 Alessandro Felber 38.728
<b>8</b>
64 Flavio Kempf 38.742
<b>10</b>
55 Mathias Rügsegger 38.826
<b>12</b>
66 Luca Wenker 38.878
<b>14</b>
2 Nikolaj Rogivue 38.942
<b>16</b>
33 Yannic Walther 39.045
<b>18</b>
3 Nico Brügger 39.143
<b>20</b>
7 Fabian Hochstrasser 39.313
<b>22</b>
5 Fabienne Wohlwend 39.463
<b>24</b>
27 Enzo Citta 40.431

<b>1</b>
35 Yannick Klaey 38.469
<b>3</b>
17 Vincenzo Alvaro 38.686
<b>5</b>
39 Pascal Von Allmen 38.719
<b>7</b>
88 Marylin Niederhauser 38.739
<b>9</b>
30 Biagio Mancina 38.757
<b>11</b>
22 Samuel Sätteli 38.847
<b>13</b>
9 Raphael Wohlwend 38.928
<b>15</b>
42 Markus Engeli 38.978
<b>17</b>
6 Louis Moser 39.119
<b>19</b>
94 Kevin Wälti 39.179
<b>21</b>
19 Nicola Wenker 39.440
<b>23</b>
50 Franco Citino 39.592

1  
2  
3  
4  
5  
6  
7  
8  
9  
10  
11  
12





lista office



## Schweizer Kart Meisterschaft 2013

X30 Challenge

Lignières 1,000 Km

Race 1

2013-09-22 11:15

Race (18 Laps) started at 11:26:51

Pos	No.	Name	Chassis/Engine	Entrant	Total Tm	Laps	Diff	Best Tm	Ø km/h	Points
1	31	Dominik Siegenthaler	Exprit/Iame X30	RMW-Eurotec-Motorsport	11:40.454	18		38.531	92,511	20
2	39	Pascal Von Allmen	Sodi Futura S2/Iame X30	Berner Kart Racing Klub	11:40.600	18	0.146	38.636	92,492	17
3	10	Nordström Linus	Swiss Hutless/Iame X30	Speed Racing	11:40.796	18	0.342	38.535	92,466	15
4	35	Yannick Klaey	Birel/Iame X30	Spirit Racing	11:41.303	18	0.849	38.673	92,399	13
5	17	Vincenzo Alvaro	Swiss Hutless/Iame X30	Swiss Hutless Karts	11:41.487	18	1.033	38.623	92,375	11
6	91	Alessandro Felber	Tony Kart/Iame X30	Kart Club Thun Oberland	11:41.858	18	1.404	38.606	92,326	10
7	22	Samuel Sätteli	Tony Kart/Iame X30	RMW Motorsport	11:41.937	18	1.483	38.623	92,316	9
8	55	Mathias Rüeeggsegger	MAD/Iame X30	Kart Klub Thun Oberland	11:43.199	18	2.745	38.690	92,150	8
9	30	Biagio Mancina	PCR/Iame X30	Scuderia PCR	11:45.832	18	5.378	38.779	91,807	7
10	88	Marylin Niederhauser	Tony Kart/Iame X30	Berner Kart Racing Club	11:46.213	18	5.759	38.713	91,757	6
11	66	Luca Wenker	Tony Kart/Iame X30	Wenker Racing	11:46.503	18	6.049	38.854	91,719	5
12	64	Flavio Kempf	Tony Kart/Iame X30	Kempf	11:46.628	18	6.174	38.841	91,703	4
13	2	Nikolaj Rogivue	Birel/Iame X30	Spirit Racing	11:46.763	18	6.309	38.687	91,686	3
14	9	Raphael Wohlwend	Tony Kart/Iame X30	Lugano Kart Team	11:47.152	18	6.698	38.754	91,635	2
15	42	Markus Engeli	Zanardi/Iame X30	Engeli	11:51.324	18	10.870	39.048	91,098	1
16	6	Louis Moser	Birel/Iame X30	Spirit Racing	11:53.379	18	12.925	39.145	90,835	0
17	94	Kevin Wälti	Swisscorse/Iame X30	Keepcool Kart Racing Team	11:53.605	18	13.151	38.967	90,807	0
18	33	Yannic Walther	Exprit/Iame X30	Walther	11:54.247	18	13.793	39.040	90,725	0
19	19	Nicola Wenker	AMV/Iame X30	Wenker Racing	11:58.103	18	17.649	39.145	90,238	0
20	5	Fabienne Wohlwend	Zanardi/Iame X30	Lugano Kart Team	11:58.130	18	17.676	39.266	90,234	0
21	50	Franco Citino	Praga/Iame X30	Berner Kart Racing Klub	12:00.003	18	19.549	39.370	90,000	0
22	7	Fabian Hochstrasser	Birel/Iame X30	Max Busslinger Motorsport	12:00.869	18	20.415	39.269	89,892	0
23	27	Enzo Citta	Birel/Iame X30	Citta	12:07.820	18	27.366	39.869	89,033	0
Not classified (60% = 10 Laps)										
3		Nico Brügger	Swiss Hutless/Iame X30	Speed Racing	42.666	1	17 Laps	42.129	84,376	0

## Announcements

These results are provisional until the conclusion of any judicial and technical matters!

Started: 24 Classified: 23 Not classified: 1

Margin of Victory	Ø km/h	Best Lap Tm	km/h	Best Lap by
0.146	92,511	38.531	93,431	31 - Dominik Siegenthaler

Official Timing [www.motorsport-events.se](http://www.motorsport-events.se) / [www.rgmmc.com](http://www.rgmmc.com)

Orbits

Timekeeping James Geidel:

Rennleiter Paul Egli:

[www.mylaps.com](http://www.mylaps.com)

Sportkommissar Alain Tissot:

Rennbüro:

Licensed to: Motorsport Events

Printed: 2013-09-22 12:00:38





# Schweizer Kart Meisterschaft 2013

X30 Challenge

Lignières 1,000 Km

Race 1

2013-09-22 11:15

Race (18 Laps) started at 11:26:51

Lap	Lap Tm	Diff	Time of Day
<b>(31) Dominik Siegenthaler</b>			
1	39.915	+1.384	11:27:31.961
2	39.277	+0.746	11:28:11.238
3	38.729	+0.198	11:28:49.967
4	38.670	+0.139	11:29:28.637
5	39.095	+0.564	11:30:07.732
6	39.658	+1.127	11:30:47.390
7	<b>38.531</b>		11:31:25.921
8	38.661	+0.130	11:32:04.582
9	38.732	+0.201	11:32:43.314
10	39.026	+0.495	11:33:22.340
11	38.858	+0.327	11:34:01.198
12	38.565	+0.034	11:34:39.763
13	38.764	+0.233	11:35:18.527
14	38.750	+0.219	11:35:57.277
15	38.642	+0.111	11:36:35.919
16	38.625	+0.094	11:37:14.544
17	38.813	+0.282	11:37:53.357
18	39.051	+0.520	11:38:32.408

Lap	Lap Tm	Diff	Time of Day
<b>(39) Pascal Von Allmen</b>			
1	40.424	+1.788	11:27:32.617
2	38.897	+0.261	11:28:11.514
3	39.161	+0.525	11:28:50.675
4	38.681	+0.045	11:29:29.356
5	38.969	+0.333	11:30:08.325
6	39.193	+0.557	11:30:47.518
7	38.749	+0.113	11:31:26.267
8	38.643	+0.007	11:32:04.910
9	<b>38.636</b>		11:32:43.546
10	38.685	+0.049	11:33:22.231
11	38.740	+0.104	11:34:00.971
12	38.679	+0.043	11:34:39.650
13	38.765	+0.129	11:35:18.415
14	38.667	+0.031	11:35:57.082
15	38.699	+0.063	11:36:35.781
16	38.755	+0.119	11:37:14.536
17	38.926	+0.290	11:37:53.462
18	39.092	+0.456	11:38:32.554

Lap	Lap Tm	Diff	Time of Day
<b>(10) Nordström Linus</b>			
1	40.264	+1.729	11:27:32.429
2	38.996	+0.461	11:28:11.425
3	39.192	+0.657	11:28:50.617
4	38.660	+0.125	11:29:29.277
5	38.797	+0.262	11:30:08.074
6	38.953	+0.418	11:30:47.027
7	38.879	+0.344	11:31:25.906
8	38.929	+0.394	11:32:04.835
9	38.990	+0.455	11:32:43.825
10	38.716	+0.181	11:33:22.541
11	38.922	+0.387	11:34:01.463
12	<b>38.535</b>		11:34:39.998
13	38.787	+0.252	11:35:18.785
14	38.787	+0.252	11:35:57.572
15	38.612	+0.077	11:36:36.184
16	38.817	+0.282	11:37:15.001
17	38.750	+0.215	11:37:53.751
18	38.999	+0.464	11:38:32.750

Lap	Lap Tm	Diff	Time of Day
<b>(35) Yannick Klaey</b>			
1	39.816	+1.143	11:27:31.770
2	39.025	+0.352	11:28:10.795
3	38.908	+0.235	11:28:49.703
4	38.914	+0.241	11:29:28.617

Lap	Lap Tm	Diff	Time of Day
5	39.283	+0.610	11:30:07.900
6	38.902	+0.229	11:30:46.802
7	38.868	+0.195	11:31:25.670
8	38.693	+0.020	11:32:04.363
9	38.854	+0.181	11:32:43.217
10	38.823	+0.150	11:33:22.040
11	40.101	+1.428	11:34:02.141
12	38.788	+0.115	11:34:40.929
13	38.691	+0.018	11:35:19.620
14	38.706	+0.033	11:35:58.326
15	<b>38.673</b>		11:36:36.999
16	38.703	+0.030	11:37:15.702
17	38.868	+0.195	11:37:54.570
18	38.687	+0.014	11:38:33.257

Lap	Lap Tm	Diff	Time of Day
<b>(17) Vincenzo Alvaro</b>			
1	39.804	+1.181	11:27:31.882
2	39.323	+0.700	11:28:11.205
3	39.016	+0.393	11:28:50.221
4	38.840	+0.217	11:29:29.061
5	38.930	+0.307	11:30:07.991
6	39.393	+0.770	11:30:47.384
7	39.414	+0.791	11:31:26.798
8	38.737	+0.114	11:32:05.535
9	38.716	+0.093	11:32:44.251
10	<b>38.623</b>		11:33:22.874
11	39.135	+0.512	11:34:02.009
12	38.824	+0.201	11:34:40.833
13	38.940	+0.317	11:35:19.773
14	38.735	+0.112	11:35:58.508
15	38.754	+0.131	11:36:37.262
16	38.645	+0.022	11:37:15.907
17	38.832	+0.209	11:37:54.739
18	38.702	+0.079	11:38:33.441

Lap	Lap Tm	Diff	Time of Day
<b>(91) Alessandro Felber</b>			
1	40.558	+1.952	11:27:32.834
2	39.271	+0.665	11:28:12.105
3	38.938	+0.332	11:28:51.043
4	38.806	+0.200	11:29:29.849
5	39.431	+0.825	11:30:09.280
6	39.082	+0.476	11:30:48.362
7	38.607	+0.001	11:31:26.969
8	38.843	+0.237	11:32:05.812
9	<b>38.606</b>		11:32:44.418
10	38.861	+0.255	11:33:23.279
11	38.968	+0.362	11:34:02.247
12	38.787	+0.181	11:34:41.034
13	38.998	+0.392	11:35:20.032
14	38.626	+0.020	11:35:58.658
15	38.851	+0.245	11:36:37.509
16	38.732	+0.126	11:37:16.241
17	38.647	+0.041	11:37:54.888
18	38.924	+0.318	11:38:33.812

Lap	Lap Tm	Diff	Time of Day
<b>(22) Samuel Sätteli</b>			
1	40.897	+2.274	11:27:33.405
2	38.942	+0.319	11:28:12.347
3	39.282	+0.659	11:28:51.629
4	38.863	+0.240	11:29:30.492
5	38.908	+0.285	11:30:09.400
6	39.273	+0.650	11:30:48.673
7	38.746	+0.123	11:31:27.419
8	38.722	+0.099	11:32:06.141
9	<b>38.623</b>		11:32:44.764
10	38.630	+0.007	11:33:23.394

Lap	Lap Tm	Diff	Time of Day
11	38.994	+0.371	11:34:02.388
12	38.805	+0.182	11:34:41.193
13	38.930	+0.307	11:35:20.123
14	38.733	+0.110	11:35:58.856
15	38.785	+0.162	11:36:37.641
16	38.705	+0.082	11:37:16.346
17	38.897	+0.274	11:37:55.243
18	38.648	+0.025	11:38:33.891

Lap	Lap Tm	Diff	Time of Day
<b>(55) Mathias Rügsegger</b>			
1	40.616	+1.926	11:27:33.012
2	39.237	+0.547	11:28:12.249
3	38.885	+0.195	11:28:51.134
4	38.805	+0.115	11:29:29.939
5	39.233	+0.543	11:30:09.172
6	39.300	+0.610	11:30:48.472
7	39.214	+0.524	11:31:27.686
8	38.794	+0.104	11:32:06.480
9	38.823	+0.133	11:32:45.303
10	38.735	+0.045	11:33:24.038
11	38.854	+0.164	11:34:02.892
12	38.750	+0.060	11:34:41.642
13	<b>38.690</b>		11:35:20.332
14	38.809	+0.119	11:35:59.141
15	38.764	+0.074	11:36:37.905
16	39.151	+0.461	11:37:17.056
17	38.956	+0.266	11:37:56.012
18	39.141	+0.451	11:38:35.153

Lap	Lap Tm	Diff	Time of Day
<b>(30) Biagio Mancina</b>			
1	41.615	+2.836	11:27:34.017
2	39.117	+0.338	11:28:13.134
3	39.039	+0.260	11:28:52.173
4	39.410	+0.631	11:29:31.583
5	38.909	+0.130	11:30:10.492
6	38.889	+0.110	11:30:49.381
7	38.875	+0.096	11:31:28.256
8	39.104	+0.325	11:32:07.360
9	38.885	+0.106	11:32:46.245
10	39.078	+0.299	11:33:25.323
11	38.909	+0.130	11:34:04.232
12	39.133	+0.354	11:34:43.365
13	<b>38.779</b>		11:35:22.144
14	38.810	+0.031	11:36:00.954
15	39.293	+0.514	11:36:40.247
16	38.843	+0.064	11:37:19.090
17	39.510	+0.731	11:37:58.600
18	39.186	+0.407	11:38:37.786

Lap	Lap Tm	Diff	Time of Day
<b>(88) Marylin Niederhauser</b>			
1	41.610	+2.897	11:27:33.914
2	39.422	+0.709	11:28:13.336
3	38.985	+0.272	11:28:52.321
4	39.121	+0.408	11:29:31.442
5	38.976	+0.263	11:30:10.418
6	38.815	+0.102	11:30:49.233
7	38.947	+0.234	11:31:28.180
8	38.881	+0.168	11:32:07.061
9	39.121	+0.408	11:32:46.182
10	<b>38.713</b>		11:33:24.895
11	38.858	+0.145	11:34:03.753
12	38.764	+0.051	11:34:42.517
13	38.938	+0.225	11:35:21.455
14	39.189	+0.476	11:36:00.644
15	39.055	+0.342	11:36:39.699
16	39.219	+0.506	11:37:18.918





# Schweizer Kart Meisterschaft 2013

X30 Challenge

Lignières 1,000 Km

Race 1

2013-09-22 11:15

Race (18 Laps) started at 11:26:51

Lap	Lap Tm	Diff	Time of Day
17	39.887	+1.174	11:37:58.805
18	39.362	+0.649	11:38:38.167

(66) Luca Wenker

Lap	Lap Tm	Diff	Time of Day
1	41.979	+3.125	11:27:34.522
2	39.334	+0.480	11:28:13.856
3	38.929	+0.075	11:28:52.785
4	39.036	+0.182	11:29:31.821
5	38.975	+0.121	11:30:10.796
6	38.878	+0.024	11:30:49.674
7	<b>38.854</b>		11:31:28.528
8	39.108	+0.254	11:32:07.636
9	38.992	+0.138	11:32:46.628
10	38.924	+0.070	11:33:25.552
11	38.900	+0.046	11:34:04.452
12	39.095	+0.241	11:34:43.547
13	39.397	+0.543	11:35:22.944
14	38.964	+0.110	11:36:01.908
15	38.916	+0.062	11:36:40.824
16	38.931	+0.077	11:37:19.755
17	39.435	+0.581	11:37:59.190
18	39.267	+0.413	11:38:38.457

(64) Flavio Kempf

Lap	Lap Tm	Diff	Time of Day
1	41.318	+2.477	11:27:33.619
2	39.214	+0.373	11:28:12.833
3	38.939	+0.098	11:28:51.772
4	38.948	+0.107	11:29:30.720
5	39.035	+0.194	11:30:09.755
6	39.047	+0.206	11:30:48.802
7	39.224	+0.383	11:31:28.026
8	38.935	+0.094	11:32:06.961
9	38.926	+0.085	11:32:45.887
10	38.904	+0.063	11:33:24.791
11	39.139	+0.298	11:34:03.930
12	<b>38.841</b>		11:34:42.771
13	38.845	+0.004	11:35:21.616
14	39.270	+0.429	11:36:00.886
15	39.601	+0.760	11:36:40.487
16	39.573	+0.732	11:37:20.060
17	39.234	+0.393	11:37:59.294
18	39.288	+0.447	11:38:38.582

(2) Nikolaj Rogivue

Lap	Lap Tm	Diff	Time of Day
1	42.042	+3.355	11:27:34.737
2	40.056	+1.369	11:28:14.793
3	39.385	+0.698	11:28:54.178
4	38.983	+0.296	11:29:33.161
5	38.794	+0.107	11:30:11.955
6	38.804	+0.117	11:30:50.759
7	38.804	+0.117	11:31:29.563
8	38.780	+0.093	11:32:08.343
9	38.886	+0.199	11:32:47.229
10	38.748	+0.061	11:33:25.977
11	39.082	+0.395	11:34:05.059
12	<b>38.687</b>		11:34:43.746
13	39.059	+0.372	11:35:22.805
14	38.849	+0.162	11:36:01.654
15	38.887	+0.200	11:36:40.541
16	38.927	+0.240	11:37:19.468
17	39.431	+0.744	11:37:58.899
18	39.818	+1.131	11:38:38.717

(9) Raphael Wohlwend

Lap	Lap Tm	Diff	Time of Day
1	41.799	+3.045	11:27:34.415
2	39.616	+0.862	11:28:14.031

Lap	Lap Tm	Diff	Time of Day
3	39.004	+0.250	11:28:53.035
4	39.031	+0.277	11:29:32.066
5	38.855	+0.101	11:30:10.921
6	38.977	+0.223	11:30:49.898
7	38.908	+0.154	11:31:28.806
8	38.930	+0.176	11:32:07.736
9	39.189	+0.435	11:32:46.925
10	38.875	+0.121	11:33:25.800
11	39.577	+0.823	11:34:05.377
12	39.033	+0.279	11:34:44.410
13	38.974	+0.220	11:35:23.384
14	<b>38.754</b>		11:36:02.138
15	38.789	+0.035	11:36:40.927
16	39.373	+0.619	11:37:20.300
17	39.225	+0.471	11:37:59.525
18	39.581	+0.827	11:38:39.106

(42) Markus Engeli

Lap	Lap Tm	Diff	Time of Day
1	42.279	+3.231	11:27:35.080
2	39.618	+0.570	11:28:14.698
3	39.872	+0.824	11:28:54.570
4	39.396	+0.348	11:29:33.966
5	<b>39.048</b>		11:30:13.014
6	39.174	+0.126	11:30:52.188
7	39.112	+0.064	11:31:31.300
8	39.161	+0.113	11:32:10.461
9	39.206	+0.158	11:32:49.667
10	39.346	+0.298	11:33:29.013
11	39.202	+0.154	11:34:08.215
12	39.516	+0.468	11:34:47.731
13	39.273	+0.225	11:35:27.004
14	39.253	+0.205	11:36:06.257
15	39.099	+0.051	11:36:45.356
16	39.339	+0.291	11:37:24.695
17	39.269	+0.221	11:38:03.964
18	39.314	+0.266	11:38:43.278

(6) Louis Moser

Lap	Lap Tm	Diff	Time of Day
1	42.871	+3.726	11:27:35.914
2	40.100	+0.955	11:28:16.014
3	39.338	+0.193	11:28:55.352
4	39.864	+0.719	11:29:35.216
5	39.630	+0.485	11:30:14.846
6	<b>39.145</b>		11:30:53.991
7	39.300	+0.155	11:31:33.291
8	39.246	+0.101	11:32:12.537
9	39.453	+0.308	11:32:51.990
10	39.241	+0.096	11:33:31.231
11	39.235	+0.090	11:34:10.466
12	39.287	+0.142	11:34:49.753
13	39.156	+0.011	11:35:28.909
14	39.153	+0.008	11:36:08.062
15	39.180	+0.035	11:36:47.242
16	39.276	+0.131	11:37:26.518
17	39.462	+0.317	11:38:05.980
18	39.353	+0.208	11:38:45.333

(94) Kevin Wälti

Lap	Lap Tm	Diff	Time of Day
1	43.488	+4.521	11:27:36.625
2	39.893	+0.926	11:28:16.518
3	39.227	+0.260	11:28:55.745
4	39.780	+0.813	11:29:35.525
5	39.811	+0.844	11:30:15.336
6	39.318	+0.351	11:30:54.654
7	39.197	+0.230	11:31:33.851
8	<b>38.967</b>		11:32:12.818

Lap	Lap Tm	Diff	Time of Day
9	39.824	+0.857	11:32:52.642
10	39.180	+0.213	11:33:31.822
11	39.035	+0.068	11:34:10.857
12	39.028	+0.061	11:34:49.885
13	39.163	+0.196	11:35:29.048
14	39.148	+0.181	11:36:08.196
15	39.276	+0.309	11:36:47.472
16	39.370	+0.403	11:37:26.842
17	39.291	+0.324	11:38:06.133
18	39.426	+0.459	11:38:45.559

(33) Yannic Walther

Lap	Lap Tm	Diff	Time of Day
1	42.745	+3.705	11:27:35.488
2	39.835	+0.795	11:28:15.323
3	39.520	+0.480	11:28:54.843
4	39.729	+0.689	11:29:34.572
5	39.585	+0.545	11:30:14.157
6	39.406	+0.366	11:30:53.563
7	39.378	+0.338	11:31:32.941
8	39.445	+0.405	11:32:12.386
9	39.862	+0.822	11:32:52.248
10	39.262	+0.222	11:33:31.510
11	<b>39.040</b>		11:34:10.550
12	39.550	+0.510	11:34:50.100
13	39.431	+0.391	11:35:29.531
14	39.201	+0.161	11:36:08.732
15	39.311	+0.271	11:36:48.043
16	39.357	+0.317	11:37:27.400
17	39.252	+0.212	11:38:06.652
18	39.549	+0.509	11:38:46.201

(19) Nicola Wenker

Lap	Lap Tm	Diff	Time of Day
1	42.728	+3.583	11:27:36.071
2	40.223	+1.078	11:28:16.294
3	39.168	+0.023	11:28:55.462
4	39.936	+0.791	11:29:35.398
5	39.895	+0.750	11:30:15.293
6	39.492	+0.347	11:30:54.785
7	39.579	+0.434	11:31:34.364
8	39.364	+0.219	11:32:13.728
9	39.846	+0.701	11:32:53.574
10	<b>39.145</b>		11:33:32.719
11	39.179	+0.034	11:34:11.898
12	39.582	+0.437	11:34:51.480
13	39.780	+0.635	11:35:31.260
14	39.523	+0.378	11:36:10.783
15	40.023	+0.878	11:36:50.806
16	39.765	+0.620	11:37:30.571
17	39.799	+0.654	11:38:10.370
18	39.687	+0.542	11:38:50.057

(5) Fabienne Wohlwend

Lap	Lap Tm	Diff	Time of Day
1	42.344	+3.078	11:27:35.310
2	39.754	+0.488	11:28:15.064
3	39.459	+0.193	11:28:54.523
4	39.926	+0.660	11:29:34.449
5	40.710	+1.444	11:30:15.159
6	39.412	+0.146	11:30:54.571
7	39.683	+0.417	11:31:34.254
8	39.279	+0.013	11:32:13.533
9	39.571	+0.305	11:32:53.104
10	39.310	+0.044	11:33:32.414
11	<b>39.266</b>		11:34:11.680
12	39.448	+0.182	11:34:51.128
13	40.016	+0.750	11:35:31.144
14	39.598	+0.332	11:36:10.742





# Schweizer Kart Meisterschaft 2013

X30 Challenge

Lignières 1,000 Km

Race 1

2013-09-22 11:15

Race (18 Laps) started at 11:26:51

Lap	Lap Tm	Diff	Time of Day
15	39.953	+0.687	11:36:50.695
16	39.753	+0.487	11:37:30.448
17	39.826	+0.560	11:38:10.274
18	39.810	+0.544	11:38:50.084

Lap	Lap Tm	Diff	Time of Day
1	42.129		11:27:34.620

Lap	Lap Tm	Diff	Time of Day
-----	--------	------	-------------

### (50) Franco Citino

1	43.167	+3.797	11:27:36.740
2	40.374	+1.004	11:28:17.114
3	40.114	+0.744	11:28:57.228
4	<b>39.370</b>		11:29:36.598
5	39.693	+0.323	11:30:16.291
6	39.547	+0.177	11:30:55.838
7	39.540	+0.170	11:31:35.378
8	39.633	+0.263	11:32:15.011
9	39.784	+0.414	11:32:54.795
10	39.515	+0.145	11:33:34.310
11	39.439	+0.069	11:34:13.749
12	39.699	+0.329	11:34:53.448
13	39.973	+0.603	11:35:33.421
14	39.642	+0.272	11:36:13.063
15	39.508	+0.138	11:36:52.571
16	39.878	+0.508	11:37:32.449
17	39.772	+0.402	11:38:12.221
18	39.736	+0.366	11:38:51.957

### (7) Fabian Hochstrasser

1	42.855	+3.586	11:27:35.720
2	40.001	+0.732	11:28:15.721
3	39.452	+0.183	11:28:55.173
4	39.751	+0.482	11:29:34.924
5	39.442	+0.173	11:30:14.366
6	39.472	+0.203	11:30:53.838
7	39.754	+0.485	11:31:33.592
8	39.427	+0.158	11:32:13.019
9	40.230	+0.961	11:32:53.249
10	39.303	+0.034	11:33:32.552
11	<b>39.269</b>		11:34:11.821
12	39.506	+0.237	11:34:51.327
13	39.701	+0.432	11:35:31.028
14	41.221	+1.952	11:36:12.249
15	40.015	+0.746	11:36:52.264
16	40.562	+1.293	11:37:32.826
17	39.974	+0.705	11:38:12.800
18	40.023	+0.754	11:38:52.823

### (27) Enzo Citta

1	43.269	+3.400	11:27:36.514
2	40.533	+0.664	11:28:17.047
3	39.945	+0.076	11:28:56.992
4	40.162	+0.293	11:29:37.154
5	<b>39.869</b>		11:30:17.023
6	40.191	+0.322	11:30:57.214
7	40.218	+0.349	11:31:37.432
8	40.152	+0.283	11:32:17.584
9	40.215	+0.346	11:32:57.799
10	40.117	+0.248	11:33:37.916
11	40.213	+0.344	11:34:18.129
12	40.199	+0.330	11:34:58.328
13	40.164	+0.295	11:35:38.492
14	40.316	+0.447	11:36:18.808
15	40.231	+0.362	11:36:59.039
16	40.160	+0.291	11:37:39.199
17	40.347	+0.478	11:38:19.546
18	40.228	+0.359	11:38:59.774

### (3) Nico Brügger



lista office **LO**



# Schweizer Kart Meisterschaft 2013


X30 Challenge

Lignières 1,000 Km

Race 2

2013-09-22 14:10

Race (18 Laps)



POLE POSITION

2
39 Pascal Von Allmen
4
35 Yannick Klaey
6
91 Alessandro Felber
8
55 Mathias Rügsegger
10
88 Marylin Niederhauser
12
64 Flavio Kempf
14
9 Raphael Wohlwend
16
6 Louis Moser
18
33 Yannic Walther
20
5 Fabienne Wohlwend
22
7 Fabian Hochstrasser
24
3 Nico Brügger

1
31 Dominik Siegenthaler
3
10 Nordström Linus
5
17 Vincenzo Alvaro
7
22 Samuel Sätteli
9
30 Biagio Mancina
11
66 Luca Wenker
13
2 Nikolaj Rogivue
15
42 Markus Engeli
17
94 Kevin Wälti
19
19 Nicola Wenker
21
50 Franco Citino
23
27 Enzo Citta

1  
2  
3  
4  
5  
6  
7  
8  
9  
10  
11  
12

Timekeeping James Geidel:

Rennleiter Paul Egli:

Sportkommissar Alain Tissot:

Rennbüro:

[www.mylaps.com](http://www.mylaps.com)

Licensed to: Motorsport Events



lista office



## Schweizer Kart Meisterschaft 2013

X30 Challenge

Lignières 1,000 Km

Race 2

2013-09-22 14:10

Race (18 Laps) started at 14:01:06

Pos	No.	Name	Chassis/Engine	Entrant	Total Tm	Laps	Diff	Best Tm	Ø km/h	Points
1	31	Dominik Siegenthaler	Exprit/lame X30	RMW-Eurotec-Motorsport	12:21.311	18		38.676	87,413	20
2	39	Pascal Von Allmen	Sodi Futura S2/lame X30	Berner Kart Racing Klub	12:21.362	18	0.051	38.706	87,407	17
3	10	Nordström Linus	Swiss Hutless/lame X30	Speed Racing	12:22.469	18	1.158	38.777	87,276	15
4	35	Yannick Klaey	Birel/lame X30	Spirit Racing	12:22.496	18	1.185	38.703	87,273	13
5	22	Samuel Sätteli	Tony Kart/lame X30	RMW Motorsport	12:22.738	18	1.427	38.732	87,245	11
6	17	Vincenzo Alvaro	Swiss Hutless/lame X30	Swiss Hutless Karts	12:23.496	18	2.185	38.706	87,156	10
7	2	Nikolaj Rogivue	Birel/lame X30	Spirit Racing	12:25.609	18	4.298	38.861	86,909	9
8	88	Marilyn Niederhauser	Tony Kart/lame X30	Berner Kart Racing Club	12:27.113	18	5.802	38.785	86,734	8
9	55	Mathias Rügsegger	MAD/lame X30	Kart Klub Thun Oberland	12:27.797	18	6.486	38.973	86,655	7
10	30	Biagio Mancina	PCR/lame X30	Scuderia PCR	12:30.877	18	9.566	38.990	86,299	6
11	9	Raphael Wohlwend	Tony Kart/lame X30	Lugano Kart Team	12:31.275	18	9.964	38.785	86,253	5
12	66	Luca Wenker	Tony Kart/lame X30	Wenker Racing	12:33.672	18	12.361	39.034	85,979	4
13	5	Fabienne Wohlwend	Zanardi/lame X30	Lugano Kart Team	12:34.788	18	13.477	39.210	85,852	3
14	6	Louis Moser	Birel/lame X30	Spirit Racing	12:35.251	18	13.940	39.115	85,799	2
15	33	Yannic Walther	Exprit/lame X30	Walther	12:37.022	18	15.711	39.087	85,599	1
16	19	Nicola Wenker	AMV/lame X30	Wenker Racing	12:38.828	18	17.517	39.130	85,395	0
17	50	Franco Citino	Praga/lame X30	Berner Kart Racing Klub	12:39.221	18	17.910	39.284	85,351	0
18	7	Fabian Hochstrasser	Birel/lame X30	Max Busslinger Motorsport	12:39.775	18	18.464	39.209	85,288	0
19	3	Nico Brügger	Swiss Hutless/lame X30	Speed Racing	12:41.325	18	20.014	38.703	85,115	0
20	27	Enzo Citta	Birel/lame X30	Citta	12:46.645	18	25.334	39.702	84,524	0
21	94	Kevin Wälti	Swisscorse/lame X30	Keepcool Kart Racing Team	12:38.594	17	1 Lap	39.052	80,676	0
22	42	Markus Engeli	Zanardi/lame X30	Engeli	12:43.696	17	1 Lap	38.907	80,137	0
23	91	Alessandro Felber	Tony Kart/lame X30	Kart Club Thun Oberland	11:13.453	16	2 Laps	38.943	85,529	0
24	64	Flavio Kempf	Tony Kart/lame X30	Kempf	11:13.609	16	2 Laps	38.808	85,510	0

## Announcements

These results are provisional until the conclusion of any judicial and technical matters!

Started: 24 Classified: 24 Not classified 0

Margin of Victory	Ø km/h	Best Lap Tm	km/h	Best Lap by
0.051	87,413	38.676	93,081	31 - Dominik Siegenthaler

Official Timing [www.motorsport-events.se](http://www.motorsport-events.se) / [www.rgmmc.com](http://www.rgmmc.com)

Orbits

Timekeeping James Geidel:

Rennleiter Paul Egli:

[www.mylaps.com](http://www.mylaps.com)

Sportkommissar Alain Tissot:

Rennbüro:

Licensed to: Motorsport Events

Printed: 2013-09-22 14:29:36





# Schweizer Kart Meisterschaft 2013

X30 Challenge

Lignières 1,000 Km

Race 2

2013-09-22 14:10

Race (18 Laps) started at 14:01:06

Lap	Lap Tm	Diff	Time of Day
<b>(31) Dominik Siegenthaler</b>			
1	40.304	+1.628	14:02:26.274
2	39.231	+0.555	14:03:05.505
3	38.978	+0.302	14:03:44.483
4	38.943	+0.267	14:04:23.426
5	38.871	+0.195	14:05:02.297
6	39.302	+0.626	14:05:41.599
7	38.775	+0.099	14:06:20.374
8	<b>38.676</b>		14:06:59.505
9	38.699	+0.023	14:07:37.749
10	38.819	+0.143	14:08:16.568
11	38.748	+0.072	14:08:55.316
12	38.770	+0.094	14:09:34.086
13	38.701	+0.025	14:10:12.787
14	38.714	+0.038	14:10:51.501
15	38.814	+0.138	14:11:30.315
16	38.857	+0.181	14:12:09.172
17	38.916	+0.240	14:12:48.088
18	39.279	+0.603	14:13:27.367

Lap	Lap Tm	Diff	Time of Day
<b>(39) Pascal Von Allmen</b>			
1	40.305	+1.599	14:02:26.410
2	39.423	+0.717	14:03:05.833
3	39.016	+0.310	14:03:44.849
4	38.711	+0.005	14:04:23.560
5	38.849	+0.143	14:05:02.409
6	38.829	+0.123	14:05:41.238
7	38.885	+0.179	14:06:20.123
8	38.793	+0.087	14:06:58.916
9	38.726	+0.020	14:07:37.642
10	38.789	+0.083	14:08:16.431
11	38.771	+0.065	14:08:55.202
12	38.767	+0.061	14:09:33.969
13	<b>38.706</b>		14:10:12.675
14	38.954	+0.248	14:10:51.629
15	38.870	+0.164	14:11:30.499
16	38.957	+0.251	14:12:09.456
17	38.887	+0.181	14:12:48.343
18	39.075	+0.369	14:13:27.418

Lap	Lap Tm	Diff	Time of Day
<b>(10) Nordström Linus</b>			
1	40.293	+1.516	14:02:26.172
2	39.618	+0.841	14:03:05.790
3	39.282	+0.505	14:03:45.072
4	38.819	+0.042	14:04:23.891
5	38.840	+0.063	14:05:02.731
6	39.133	+0.356	14:05:41.864
7	38.817	+0.040	14:06:20.681
8	38.840	+0.063	14:06:59.521
9	<b>38.777</b>		14:07:38.298
10	38.817	+0.040	14:08:17.115
11	38.920	+0.143	14:08:56.035
12	38.895	+0.118	14:09:34.930
13	38.920	+0.143	14:10:13.850
14	38.881	+0.104	14:10:52.731
15	38.833	+0.056	14:11:31.564
16	38.970	+0.193	14:12:10.534
17	38.953	+0.176	14:12:49.487
18	39.038	+0.261	14:13:28.525

Lap	Lap Tm	Diff	Time of Day
<b>(35) Yannick Klaye</b>			
1	40.417	+1.714	14:02:26.640
2	39.337	+0.634	14:03:05.977
3	39.408	+0.705	14:03:45.385
4	38.811	+0.108	14:04:24.196

Lap	Lap Tm	Diff	Time of Day
5	38.739	+0.036	14:05:02.935
6	38.995	+0.292	14:05:41.930
7	38.854	+0.151	14:06:20.784
8	38.865	+0.162	14:06:59.649
9	38.843	+0.140	14:07:38.492
10	<b>38.703</b>		14:08:17.195
11	38.889	+0.186	14:08:56.084
12	38.989	+0.286	14:09:35.073
13	38.864	+0.161	14:10:13.937
14	38.952	+0.249	14:10:52.889
15	38.741	+0.038	14:11:31.630
16	39.028	+0.325	14:12:10.658
17	38.954	+0.251	14:12:49.612
18	38.940	+0.237	14:13:28.552

Lap	Lap Tm	Diff	Time of Day
<b>(22) Samuel Sätteli</b>			
1	40.672	+1.940	14:02:27.044
2	39.232	+0.500	14:03:06.276
3	39.447	+0.715	14:03:45.723
4	38.816	+0.084	14:04:24.539
5	38.811	+0.079	14:05:03.350
6	39.048	+0.316	14:05:42.398
7	38.824	+0.092	14:06:21.222
8	38.741	+0.009	14:06:59.963
9	38.869	+0.137	14:07:38.832
10	38.849	+0.117	14:08:17.681
11	38.814	+0.082	14:08:56.495
12	<b>38.732</b>		14:09:35.227
13	38.857	+0.125	14:10:14.084
14	39.100	+0.368	14:10:53.184
15	38.985	+0.253	14:11:32.169
16	38.944	+0.212	14:12:11.113
17	38.929	+0.197	14:12:50.042
18	38.752	+0.020	14:13:28.794

Lap	Lap Tm	Diff	Time of Day
<b>(17) Vincenzo Alvaro</b>			
1	40.583	+1.877	14:02:26.843
2	39.296	+0.590	14:03:06.139
3	39.461	+0.755	14:03:45.600
4	38.835	+0.129	14:04:24.435
5	38.803	+0.097	14:05:03.238
6	38.852	+0.146	14:05:42.090
7	38.960	+0.254	14:06:21.050
8	38.765	+0.059	14:06:59.815
9	38.818	+0.112	14:07:38.633
10	<b>38.706</b>		14:08:17.339
11	39.284	+0.578	14:08:56.623
12	38.971	+0.265	14:09:35.594
13	38.893	+0.187	14:10:14.487
14	38.851	+0.145	14:10:53.338
15	39.125	+0.419	14:11:32.463
16	38.818	+0.112	14:12:11.281
17	38.989	+0.283	14:12:50.270
18	39.282	+0.576	14:13:29.552

Lap	Lap Tm	Diff	Time of Day
<b>(2) Nikolaj Rogivue</b>			
1	40.969	+2.108	14:02:27.850
2	39.124	+0.263	14:03:06.974
3	39.216	+0.355	14:03:46.190
4	39.326	+0.465	14:04:25.516
5	39.207	+0.346	14:05:04.723
6	39.117	+0.256	14:05:43.840
7	39.000	+0.139	14:06:22.840
8	39.008	+0.147	14:07:01.848
9	38.979	+0.118	14:07:40.827
10	<b>38.861</b>		14:08:19.688

Lap	Lap Tm	Diff	Time of Day
11	38.919	+0.058	14:08:58.607
12	39.041	+0.180	14:09:37.648
13	38.909	+0.048	14:10:16.557
14	38.984	+0.123	14:10:55.541
15	38.923	+0.062	14:11:34.464
16	39.157	+0.296	14:12:13.621
17	39.005	+0.144	14:12:52.626
18	39.039	+0.178	14:13:31.665

Lap	Lap Tm	Diff	Time of Day
<b>(88) Marilyn Niederhauser</b>			
1	41.912	+3.127	14:02:28.741
2	39.246	+0.461	14:03:07.987
3	39.057	+0.272	14:03:47.044
4	38.829	+0.044	14:04:25.873
5	39.158	+0.373	14:05:05.031
6	39.291	+0.506	14:05:44.322
7	<b>38.785</b>		14:06:23.107
8	39.005	+0.220	14:07:02.112
9	38.970	+0.185	14:07:41.082
10	39.069	+0.284	14:08:20.151
11	39.243	+0.458	14:08:59.394
12	38.949	+0.164	14:09:38.343
13	39.032	+0.247	14:10:17.375
14	39.056	+0.271	14:10:56.431
15	39.117	+0.332	14:11:35.548
16	39.179	+0.394	14:12:14.727
17	39.233	+0.448	14:12:53.960
18	39.209	+0.424	14:13:33.169

Lap	Lap Tm	Diff	Time of Day
<b>(55) Mathias Rügsegger</b>			
1	40.858	+1.885	14:02:27.417
2	39.322	+0.349	14:03:06.739
3	39.301	+0.328	14:03:46.040
4	39.246	+0.273	14:04:25.286
5	39.302	+0.329	14:05:04.588
6	39.955	+0.982	14:05:44.543
7	38.994	+0.021	14:06:23.537
8	39.019	+0.046	14:07:02.556
9	<b>38.973</b>		14:07:41.529
10	38.977	+0.004	14:08:20.506
11	39.051	+0.078	14:08:59.557
12	39.000	+0.027	14:09:38.557
13	39.320	+0.347	14:10:17.877
14	39.243	+0.270	14:10:57.120
15	39.181	+0.208	14:11:36.301
16	39.088	+0.115	14:12:15.389
17	39.243	+0.270	14:12:54.632
18	39.221	+0.248	14:13:33.853

Lap	Lap Tm	Diff	Time of Day
<b>(30) Biagio Mancina</b>			
1	41.764	+2.774	14:02:28.356
2	39.462	+0.472	14:03:07.818
3	39.426	+0.436	14:03:47.244
4	39.337	+0.347	14:04:26.581
5	39.171	+0.181	14:05:05.752
6	39.226	+0.236	14:05:44.978
7	39.208	+0.218	14:06:24.186
8	39.289	+0.299	14:07:03.475
9	39.156	+0.166	14:07:42.631
10	39.012	+0.022	14:08:21.643
11	<b>38.990</b>		14:09:00.633
12	39.222	+0.232	14:09:39.855
13	39.830	+0.840	14:10:19.685
14	39.933	+0.943	14:10:59.618
15	39.592	+0.602	14:11:39.210
16	39.365	+0.375	14:12:18.575







lista office



## Schweizer Kart Meisterschaft 2013

X30 Challenge

Lignières 1,000 Km

Race 2

2013-09-22 14:10

Race (18 Laps) started at 14:01:06

Lap	Lap Tm	Diff	Time of Day
17	39.113	+0.123	14:12:57.688
18	39.245	+0.255	14:13:36.933

(9) Raphael Wohlwend

Lap	Lap Tm	Diff	Time of Day
1	42.349	+3.564	14:02:29.115
2	39.625	+0.840	14:03:08.740
3	39.130	+0.345	14:03:47.870
4	39.984	+1.199	14:04:27.854
5	39.294	+0.509	14:05:07.148
6	39.611	+0.826	14:05:46.759
7	39.160	+0.375	14:06:25.919
8	39.194	+0.409	14:07:05.113
9	<b>38.785</b>		14:07:43.898
10	39.048	+0.263	14:08:22.946
11	39.094	+0.309	14:09:02.040
12	38.879	+0.094	14:09:40.919
13	38.961	+0.176	14:10:19.880
14	39.790	+1.005	14:10:59.670
15	39.866	+1.081	14:11:39.536
16	39.522	+0.737	14:12:19.058
17	39.132	+0.347	14:12:58.190
18	39.141	+0.356	14:13:37.331

(66) Luca Wenker

Lap	Lap Tm	Diff	Time of Day
1	41.091	+2.057	14:02:27.788
2	39.507	+0.473	14:03:07.295
3	39.051	+0.017	14:03:46.346
4	39.040	+0.006	14:04:25.386
5	39.078	+0.044	14:05:04.464
6	39.171	+0.137	14:05:43.635
7	39.082	+0.048	14:06:22.717
8	39.058	+0.024	14:07:01.775
9	39.205	+0.171	14:07:40.980
10	<b>39.034</b>		14:08:20.014
11	39.080	+0.046	14:08:59.094
12	39.395	+0.361	14:09:38.489
13	40.809	+1.775	14:10:19.298
14	40.123	+1.089	14:10:59.421
15	39.753	+0.719	14:11:39.174
16	40.256	+1.222	14:12:19.430
17	40.167	+1.133	14:12:59.597
18	40.131	+1.097	14:13:39.728

(5) Fabienne Wohlwend

Lap	Lap Tm	Diff	Time of Day
1	41.816	+2.606	14:02:29.371
2	39.533	+0.323	14:03:08.904
3	39.407	+0.197	14:03:48.311
4	39.380	+0.170	14:04:27.691
5	39.301	+0.091	14:05:06.992
6	39.640	+0.430	14:05:46.632
7	<b>39.210</b>		14:06:25.842
8	39.246	+0.036	14:07:05.088
9	39.553	+0.343	14:07:44.641
10	39.656	+0.446	14:08:24.297
11	39.526	+0.316	14:09:03.823
12	39.248	+0.038	14:09:43.071
13	39.487	+0.277	14:10:22.558
14	39.691	+0.481	14:11:02.249
15	39.500	+0.290	14:11:41.749
16	39.693	+0.483	14:12:21.442
17	39.746	+0.536	14:13:01.188
18	39.656	+0.446	14:13:40.844

(6) Louis Moser

Lap	Lap Tm	Diff	Time of Day
1	42.669	+3.554	14:02:30.005
2	40.040	+0.925	14:03:10.045

Lap	Lap Tm	Diff	Time of Day
3	39.654	+0.539	14:03:49.699
4	39.499	+0.384	14:04:29.198
5	40.028	+0.913	14:05:09.226
6	39.739	+0.624	14:05:48.965
7	39.192	+0.077	14:06:28.157
8	39.170	+0.055	14:07:07.327
9	39.701	+0.586	14:07:47.028
10	39.494	+0.379	14:08:26.522
11	39.585	+0.470	14:09:06.107
12	<b>39.115</b>		14:09:45.222
13	39.623	+0.508	14:10:24.845
14	39.267	+0.152	14:11:04.112
15	39.242	+0.127	14:11:43.354
16	39.287	+0.172	14:12:22.641
17	39.467	+0.352	14:13:02.108
18	39.199	+0.084	14:13:41.307

(33) Yannic Walther

Lap	Lap Tm	Diff	Time of Day
1	42.630	+3.543	14:02:30.343
2	40.079	+0.992	14:03:10.422
3	39.638	+0.551	14:03:50.060
4	39.456	+0.369	14:04:29.516
5	39.747	+0.660	14:05:09.263
6	39.478	+0.391	14:05:48.741
7	<b>39.087</b>		14:06:27.828
8	39.275	+0.188	14:07:07.103
9	39.566	+0.479	14:07:46.669
10	39.563	+0.476	14:08:26.232
11	39.429	+0.342	14:09:05.661
12	39.351	+0.264	14:09:45.012
13	40.192	+1.105	14:10:25.204
14	39.699	+0.612	14:11:04.903
15	39.479	+0.392	14:11:44.382
16	39.504	+0.417	14:12:23.886
17	39.565	+0.478	14:13:03.451
18	39.627	+0.540	14:13:43.078

(19) Nicola Wenker

Lap	Lap Tm	Diff	Time of Day
1	42.184	+3.054	14:02:29.710
2	40.185	+1.055	14:03:09.895
3	39.396	+0.266	14:03:49.291
4	40.013	+0.883	14:04:29.304
5	39.651	+0.521	14:05:08.955
6	39.514	+0.384	14:05:48.469
7	<b>39.130</b>		14:06:27.599
8	39.419	+0.289	14:07:07.018
9	39.355	+0.225	14:07:46.373
10	39.976	+0.846	14:08:26.349
11	40.693	+1.563	14:09:07.042
12	39.290	+0.160	14:09:46.332
13	39.738	+0.608	14:10:26.070
14	39.362	+0.232	14:11:05.432
15	39.397	+0.267	14:11:44.829
16	39.646	+0.516	14:12:24.475
17	40.703	+1.573	14:13:05.178
18	39.706	+0.576	14:13:44.884

(50) Franco Citino

Lap	Lap Tm	Diff	Time of Day
1	42.695	+3.411	14:02:30.665
2	39.994	+0.710	14:03:10.659
3	39.749	+0.465	14:03:50.408
4	39.784	+0.500	14:04:30.192
5	39.352	+0.068	14:05:09.544
6	39.843	+0.559	14:05:49.387
7	<b>39.284</b>		14:06:28.671
8	39.353	+0.069	14:07:08.024

Lap	Lap Tm	Diff	Time of Day
9	39.494	+0.210	14:07:47.518
10	39.837	+0.553	14:08:27.355
11	39.824	+0.540	14:09:07.179
12	39.407	+0.123	14:09:46.586
13	39.703	+0.419	14:10:26.289
14	39.504	+0.220	14:11:05.793
15	39.511	+0.227	14:11:45.304
16	39.693	+0.409	14:12:24.997
17	40.360	+1.076	14:13:05.357
18	39.920	+0.636	14:13:45.277

(7) Fabian Hochstrasser

Lap	Lap Tm	Diff	Time of Day
1	43.175	+3.966	14:02:31.043
2	39.848	+0.639	14:03:10.891
3	39.664	+0.455	14:03:50.555
4	39.845	+0.636	14:04:30.400
5	39.813	+0.604	14:05:10.213
6	39.571	+0.362	14:05:49.784
7	<b>39.209</b>		14:06:28.993
8	39.365	+0.156	14:07:08.358
9	39.342	+0.133	14:07:47.700
10	39.462	+0.253	14:08:27.162
11	40.354	+1.145	14:09:07.516
12	39.489	+0.280	14:09:47.005
13	39.505	+0.296	14:10:26.510
14	39.644	+0.435	14:11:06.154
15	39.663	+0.454	14:11:45.817
16	39.638	+0.429	14:12:25.455
17	40.292	+1.083	14:13:05.747
18	40.084	+0.875	14:13:45.831

(3) Nico Brügger

Lap	Lap Tm	Diff	Time of Day
1	42.424	+3.721	14:02:30.469
2	39.664	+0.961	14:03:10.133
3	39.661	+0.958	14:03:49.794
4	39.605	+0.902	14:04:29.399
5	39.517	+0.814	14:05:08.916
6	39.226	+0.523	14:05:48.142
7	38.809	+0.106	14:06:26.951
8	38.908	+0.205	14:07:05.859
9	38.744	+0.041	14:07:44.603
10	38.856	+0.153	14:08:23.459
11	38.942	+0.239	14:09:02.401
12	<b>38.703</b>		14:09:41.104
13	38.902	+0.199	14:10:20.006
14	40.278	+1.575	14:11:00.284
15	39.711	+1.008	14:11:39.995
16	40.252	+1.549	14:12:20.247
17	46.670	+7.967	14:13:06.917
18	40.464	+1.761	14:13:47.381

(27) Enzo Citta

Lap	Lap Tm	Diff	Time of Day
1	43.175	+3.473	14:02:31.452
2	40.268	+0.566	14:03:11.720
3	39.893	+0.191	14:03:51.613
4	<b>39.702</b>		14:04:31.315
5	39.776	+0.074	14:05:11.091
6	40.144	+0.442	14:05:51.235
7	40.010	+0.308	14:06:31.245
8	40.004	+0.302	14:07:11.249
9	40.020	+0.318	14:07:51.269
10	39.888	+0.186	14:08:31.157
11	40.012	+0.310	14:09:11.169
12	39.846	+0.144	14:09:51.015
13	40.066	+0.364	14:10:31.081
14	40.418	+0.716	14:11:11.499





# Schweizer Kart Meisterschaft 2013

X30 Challenge

Lignières 1,000 Km

Race 2

2013-09-22 14:10

Race (18 Laps) started at 14:01:06

Lap	Lap Tm	Diff	Time of Day
15	40.069	+0.367	14:11:51.568
16	40.404	+0.702	14:12:31.972
17	40.595	+0.893	14:13:12.567
18	40.134	+0.432	14:13:52.701

(94) Kevin Wälti

Lap	Lap Tm	Diff	Time of Day
1	42.257	+3.205	14:02:29.494
2	39.563	+0.511	14:03:09.057
3	39.056	+0.004	14:03:48.113
4	39.308	+0.256	14:04:27.421
5	39.482	+0.430	14:05:06.903
6	39.430	+0.378	14:05:46.333
7	39.168	+0.116	14:06:25.501
8	<b>39.052</b>		14:07:04.553
9	39.190	+0.138	14:07:43.743
10	39.573	+0.521	14:08:23.316
11	39.600	+0.548	14:09:02.916
12	39.156	+0.104	14:09:42.072
13	39.303	+0.251	14:10:21.375
14	39.513	+0.461	14:11:00.888
15	39.412	+0.360	14:11:40.300
16	39.771	+0.719	14:12:20.071
17	1:24.579	+45.527	14:13:44.650

(42) Markus Engeli

Lap	Lap Tm	Diff	Time of Day
1	41.529	+2.622	14:02:28.645
2	39.743	+0.836	14:03:08.388
3	39.148	+0.241	14:03:47.536
4	<b>38.907</b>		14:04:26.443
5	39.149	+0.242	14:05:05.592
6	39.260	+0.353	14:05:44.852
7	39.051	+0.144	14:06:23.903
8	39.081	+0.174	14:07:02.984
9	39.014	+0.107	14:07:41.998
10	39.054	+0.147	14:08:21.052
11	38.954	+0.047	14:09:00.006
12	39.288	+0.381	14:09:39.294
13	40.327	+1.420	14:10:19.621
14	40.460	+1.553	14:11:00.081
15	39.812	+0.905	14:11:39.893
16	39.994	+1.087	14:12:19.887
17	1:29.865	+50.958	14:13:49.752

(91) Alessandro Felber

Lap	Lap Tm	Diff	Time of Day
1	41.541	+2.598	14:02:27.962
2	39.457	+0.514	14:03:07.419
3	39.106	+0.163	14:03:46.525
4	39.093	+0.150	14:04:25.618
5	39.266	+0.323	14:05:04.884
6	39.828	+0.885	14:05:44.712
7	38.985	+0.042	14:06:23.697
8	<b>38.943</b>		14:07:02.640
9	39.111	+0.168	14:07:41.751
10	39.064	+0.121	14:08:20.815
11	38.987	+0.044	14:08:59.802
12	39.133	+0.190	14:09:38.935
13	40.562	+1.619	14:10:19.497
14	40.358	+1.415	14:10:59.855
15	39.816	+0.873	14:11:39.671
16	39.838	+0.895	14:12:19.509

(64) Flavio Kempf

Lap	Lap Tm	Diff	Time of Day
1	42.283	+3.475	14:02:28.960
2	39.601	+0.793	14:03:08.561
3	39.173	+0.365	14:03:47.734
4	39.301	+0.493	14:04:27.035

Lap	Lap Tm	Diff	Time of Day
5	39.082	+0.274	14:05:06.117
6	39.100	+0.292	14:05:45.217
7	39.142	+0.334	14:06:24.359
8	<b>38.808</b>		14:07:03.167
9	39.258	+0.450	14:07:42.425
10	38.911	+0.103	14:08:21.336
11	38.828	+0.020	14:09:00.164
12	39.260	+0.452	14:09:39.424
13	39.989	+1.181	14:10:19.413
14	40.121	+1.313	14:10:59.534
15	39.822	+1.014	14:11:39.356
16	40.309	+1.501	14:12:19.665

Lap	Lap Tm	Diff	Time of Day
-----	--------	------	-------------





lista office **LO**



# Schweizer Kart Meisterschaft 2013


X30 Challenge

Lignières 1,000 Km

Finallauf

2013-09-22 16:00

Race (24 Laps)



POLE POSITION

2	1	1
39 Pascal Von Allmen	31 Dominik Siegenthaler	1
4	3	2
35 Yannick Klaey	10 Nordström Linus	2
6	5	3
22 Samuel Sätteli	17 Vincenzo Alvaro	3
8	7	4
88 Marylin Niederhauser	55 Mathias Rügsegger	4
10	9	5
2 Nikolaj Rogivue	30 Biagio Mancina	5
12	11	6
9 Raphael Wohlwend	66 Luca Wenker	6
14	13	7
6 Louis Moser	91 Alessandro Felber	7
16	15	8
5 Fabienne Wohlwend	33 Yannic Walther	8
18	17	9
64 Flavio Kempf	19 Nicola Wenker	9
20	19	10
94 Kevin Wälti	42 Markus Engeli	10
22	21	11
7 Fabian Hochstrasser	50 Franco Citino	11
24	23	12
27 Enzo Citta	3 Nico Brügger	12



lista office



## Schweizer Kart Meisterschaft 2013

X30 Challenge

Lignières 1,000 Km

Finallauf

2013-09-22 16:00

Race (24 Laps) started at 15:38:15

Pos	No.	Name	Chassis/Engine	Entrant	Total Tm	Laps	Diff	Best Tm	Ø km/h	Points
1	39	Pascal Von Allmen	Sodi Futura S2/lame X30	Berner Kart Racing Klub	15:34.482	24		38.745	92,458	30
2	10	Nordström Linus	Swiss Hutless/lame X30	Speed Racing	15:34.672	24	0.190	38.709	92,439	25
3	2	Nikolaj Rogivue	Birel/lame X30	Spirit Racing	15:38.057	24	3.575	38.764	92,105	21
4	88	Marylin Niederhauser	Tony Kart/lame X30	Berner Kart Racing Club	15:41.894	24	7.412	38.861	91,730	19
5	30	Biagio Mancina	PCR/lame X30	Scuderia PCR	15:42.497	24	8.015	38.915	91,671	17
6	17	Vincenzo Alvaro	Swiss Hutless/lame X30	Swiss Hutless Karts	15:42.920	24	8.438	38.883	91,630	15
7	9	Raphael Wohlwend	Tony Kart/lame X30	Lugano Kart Team	15:43.152	24	8.670	38.865	91,608	14
8	55	Mathias Rügsegger	MAD/lame X30	Kart Klub Thun Oberland	15:45.642	24	11.160	38.950	91,367	13
9	31	Dominik Siegenthaler	Exprit/lame X30	RMW-Eurotec-Motorsport	15:47.580	24	13.098	38.768	91,180	12
10	91	Alessandro Felber	Tony Kart/lame X30	Kart Club Thun Oberland	15:48.629	24	14.147	39.011	91,079	11
11	5	Fabienne Wohlwend	Zanardi/lame X30	Lugano Kart Team	15:51.121	24	16.639	39.182	90,840	10
12	64	Flavio Kempf	Tony Kart/lame X30	Kempf	15:51.655	24	17.173	39.053	90,789	9
13	42	Markus Engeli	Zanardi/lame X30	Engeli	15:52.181	24	17.699	39.047	90,739	8
14	3	Nico Brügger	Swiss Hutless/lame X30	Speed Racing	15:53.102	24	18.620	39.207	90,651	7
15	66	Luca Wenker	Tony Kart/lame X30	Wenker Racing	15:53.214	24	18.732	39.290	90,641	6
16	94	Kevin Wälti	Swisscorse/lame X30	Keepcool Kart Racing Team	15:53.769	24	19.287	39.252	90,588	5
17	19	Nicola Wenker	AMV/lame X30	Wenker Racing	15:58.554	24	24.072	39.201	90,136	4
18	33	Yannic Walther	Exprit/lame X30	Walther	15:58.806	24	24.324	39.323	90,112	3
19	7	Fabian Hochstrasser	Birel/lame X30	Max Busslinger Motorsport	16:00.031	24	25.549	39.276	89,997	2
20	6	Louis Moser	Birel/lame X30	Spirit Racing	16:09.936	24	35.454	39.288	89,078	1
21	50	Franco Citino	Praga/lame X30	Berner Kart Racing Klub	16:11.123	24	36.641	39.707	88,969	0
Not classified (60% = 14 Laps)										
	35	Yannick Klaey	Birel/lame X30	Spirit Racing	8:38.615	13	11 Laps	38.947	90,240	0
	22	Samuel Sätteli	Tony Kart/lame X30	RMW Motorsport	7:12.773	11	13 Laps	38.993	91,503	0
	27	Enzo Citta	Birel/lame X30	Citta	45.683	1	23 Laps	44.103	78,804	0

## Announcements

These results are provisional until the conclusion of any judicial and technical matters!

Started: 24 Classified: 21 Not classified 3

Margin of Victory	Ø km/h	Best Lap Tm	km/h	Best Lap by
0.190	92,458	38.709	93,002	10 - Nordström Linus

Official Timing [www.motorsport-events.se](http://www.motorsport-events.se) / [www.rgmmc.com](http://www.rgmmc.com)

Orbits

Timekeeping James Geidel:

Rennleiter Paul Egli:

[www.mylaps.com](http://www.mylaps.com)

Sportkommissar Alain Tissot:

Rennbüro:

Licensed to: Motorsport Events

Printed: 2013-09-22 16:00:23



# Schweizer Kart Meisterschaft 2013

X30 Challenge

Lignières 1,000 Km

Finallauf

2013-09-22 16:00

Race (24 Laps) started at 15:38:15

Lap	Lap Tm	Diff	Time of Day
<b>(39) Pascal Von Allmen</b>			
1	39.792	+1.047	15:38:55.282
2	39.195	+0.450	15:39:34.477
3	39.112	+0.367	15:40:13.589
4	38.884	+0.139	15:40:52.473
5	38.935	+0.190	15:41:31.408
6	38.878	+0.133	15:42:10.286
7	38.903	+0.158	15:42:49.189
8	38.944	+0.199	15:43:28.133
9	38.862	+0.117	15:44:06.995
10	38.821	+0.076	15:44:45.816
11	38.910	+0.165	15:45:24.726
12	<b>38.745</b>		15:46:03.471
13	38.773	+0.028	15:46:42.244
14	38.805	+0.060	15:47:21.049
15	38.924	+0.179	15:47:59.973
16	38.943	+0.198	15:48:38.916
17	38.939	+0.194	15:49:17.855
18	38.871	+0.126	15:49:56.726
19	38.838	+0.093	15:50:35.664
20	38.897	+0.152	15:51:14.461
21	38.851	+0.106	15:51:53.312
22	38.916	+0.171	15:52:32.228
23	38.846	+0.101	15:53:11.074
24	38.898	+0.153	15:53:49.972

Lap	Lap Tm	Diff	Time of Day
<b>(10) Nordström Linus</b>			
1	40.227	+1.518	15:38:55.785
2	39.352	+0.643	15:39:35.137
3	38.883	+0.174	15:40:14.020
4	38.916	+0.207	15:40:52.936
5	38.782	+0.073	15:41:31.718
6	38.814	+0.105	15:42:10.532
7	38.828	+0.119	15:42:49.360
8	38.882	+0.173	15:43:28.242
9	38.987	+0.278	15:44:07.229
10	38.838	+0.129	15:44:46.067
11	38.848	+0.139	15:45:24.915
12	38.823	+0.114	15:46:03.738
13	38.881	+0.172	15:46:42.619
14	38.975	+0.266	15:47:21.594
15	38.919	+0.210	15:48:00.513
16	38.877	+0.168	15:48:39.390
17	<b>38.709</b>		15:49:18.099
18	38.800	+0.091	15:49:56.899
19	38.826	+0.117	15:50:35.725
20	39.086	+0.377	15:51:14.811
21	38.914	+0.205	15:51:53.725
22	38.788	+0.079	15:52:32.513
23	38.727	+0.018	15:53:11.240
24	38.922	+0.213	15:53:50.162

Lap	Lap Tm	Diff	Time of Day
<b>(2) Nikolaj Rogivue</b>			
1	41.298	+2.534	15:38:57.318
2	39.595	+0.831	15:39:36.913
3	39.301	+0.537	15:40:16.214
4	39.249	+0.485	15:40:55.463
5	38.878	+0.114	15:41:34.341
6	39.253	+0.489	15:42:13.594
7	38.982	+0.218	15:42:52.576
8	38.968	+0.204	15:43:31.544
9	<b>38.764</b>		15:44:10.308
10	38.776	+0.012	15:44:49.084
11	38.846	+0.082	15:45:27.930
12	38.831	+0.067	15:46:06.761

Lap	Lap Tm	Diff	Time of Day
13	38.872	+0.108	15:46:45.633
14	38.848	+0.084	15:47:24.481
15	38.869	+0.105	15:48:03.350
16	38.904	+0.140	15:48:42.254
17	38.813	+0.049	15:49:21.067
18	38.885	+0.121	15:49:59.952
19	38.903	+0.139	15:50:38.855
20	38.915	+0.151	15:51:17.770
21	38.857	+0.093	15:51:56.627
22	38.920	+0.156	15:52:35.547
23	38.765	+0.001	15:53:14.312
24	39.235	+0.471	15:53:53.547

Lap	Lap Tm	Diff	Time of Day
<b>(88) Marylin Niederhauser</b>			
1	41.639	+2.778	15:38:57.676
2	39.825	+0.964	15:39:37.501
3	38.991	+0.130	15:40:16.492
4	39.067	+0.206	15:40:55.559
5	39.052	+0.191	15:41:34.611
6	39.080	+0.219	15:42:13.691
7	39.132	+0.271	15:42:52.823
8	38.934	+0.073	15:43:31.757
9	38.886	+0.025	15:44:10.643
10	39.081	+0.220	15:44:49.724
11	38.995	+0.134	15:45:28.719
12	39.167	+0.306	15:46:07.886
13	38.949	+0.088	15:46:46.835
14	39.357	+0.496	15:47:26.192
15	39.157	+0.296	15:48:05.349
16	<b>38.861</b>		15:48:44.210
17	38.983	+0.122	15:49:23.193
18	39.138	+0.277	15:50:02.331
19	39.313	+0.452	15:50:41.644
20	39.178	+0.317	15:51:20.822
21	39.201	+0.340	15:52:00.023
22	39.142	+0.281	15:52:39.165
23	39.111	+0.250	15:53:18.276
24	39.108	+0.247	15:53:57.384

Lap	Lap Tm	Diff	Time of Day
<b>(30) Biagio Mancina</b>			
1	41.108	+2.193	15:38:57.205
2	39.597	+0.682	15:39:36.802
3	39.944	+1.029	15:40:16.746
4	38.986	+0.071	15:40:55.732
5	39.058	+0.143	15:41:34.790
6	39.272	+0.357	15:42:14.062
7	39.030	+0.115	15:42:53.092
8	39.029	+0.114	15:43:32.121
9	38.941	+0.026	15:44:11.062
10	39.004	+0.089	15:44:50.066
11	38.960	+0.045	15:45:29.026
12	38.968	+0.053	15:46:07.994
13	<b>38.915</b>		15:46:46.909
14	38.999	+0.084	15:47:25.908
15	39.105	+0.190	15:48:05.013
16	39.024	+0.109	15:48:44.037
17	39.090	+0.175	15:49:23.127
18	39.296	+0.381	15:50:02.423
19	39.323	+0.408	15:50:41.746
20	39.249	+0.334	15:51:20.995
21	39.342	+0.427	15:52:00.337
22	39.026	+0.111	15:52:39.363
23	39.299	+0.384	15:53:18.662
24	39.325	+0.410	15:53:57.987

Lap	Lap Tm	Diff	Time of Day
<b>(17) Vincenzo Alvaro</b>			
1	41.639	+2.778	15:38:57.676
2	39.825	+0.964	15:39:37.501
3	38.991	+0.130	15:40:16.492
4	39.067	+0.206	15:40:55.559
5	39.052	+0.191	15:41:34.611
6	39.080	+0.219	15:42:13.691
7	39.132	+0.271	15:42:52.823
8	38.934	+0.073	15:43:31.757
9	38.886	+0.025	15:44:10.643
10	39.081	+0.220	15:44:49.724
11	38.995	+0.134	15:45:28.719
12	39.167	+0.306	15:46:07.886
13	38.949	+0.088	15:46:46.835
14	39.357	+0.496	15:47:26.192
15	39.157	+0.296	15:48:05.349
16	<b>38.861</b>		15:48:44.210
17	38.983	+0.122	15:49:23.193
18	39.138	+0.277	15:50:02.331
19	39.313	+0.452	15:50:41.644
20	39.178	+0.317	15:51:20.822
21	39.201	+0.340	15:52:00.023
22	39.142	+0.281	15:52:39.165
23	39.111	+0.250	15:53:18.276
24	39.108	+0.247	15:53:57.384

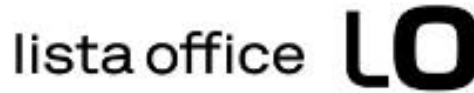
Lap	Lap Tm	Diff	Time of Day
1	40.677	+1.794	15:38:56.451
2	39.309	+0.426	15:39:35.760
3	39.137	+0.254	15:40:14.897
4	39.335	+0.452	15:40:54.232
5	39.434	+0.551	15:41:33.666
6	39.878	+0.995	15:42:13.544
7	39.488	+0.605	15:42:53.032
8	39.340	+0.457	15:43:32.372
9	39.017	+0.134	15:44:11.389
10	38.950	+0.067	15:44:50.339
11	38.915	+0.032	15:45:29.254
12	<b>38.883</b>		15:46:08.137
13	38.967	+0.084	15:46:47.104
14	39.240	+0.357	15:47:26.344
15	39.795	+0.912	15:48:06.139
16	39.117	+0.234	15:48:45.256
17	38.978	+0.095	15:49:24.234
18	39.137	+0.254	15:50:03.371
19	38.936	+0.053	15:50:42.307
20	38.958	+0.075	15:51:21.265
21	39.236	+0.353	15:52:00.501
22	38.991	+0.108	15:52:39.492
23	39.731	+0.848	15:53:19.223
24	39.187	+0.304	15:53:58.410

Lap	Lap Tm	Diff	Time of Day
<b>(9) Raphael Wohlwend</b>			
1	41.272	+2.407	15:38:57.144
2	40.098	+1.233	15:39:37.242
3	39.782	+0.917	15:40:17.024
4	38.989	+0.124	15:40:56.013
5	38.976	+0.111	15:41:34.989
6	39.373	+0.508	15:42:14.362
7	39.046	+0.181	15:42:53.408
8	39.145	+0.280	15:43:32.553
9	39.023	+0.158	15:44:11.576
10	39.679	+0.814	15:44:51.255
11	39.169	+0.304	15:45:30.424
12	39.020	+0.155	15:46:09.444
13	39.140	+0.275	15:46:48.584
14	<b>38.865</b>		15:47:27.449
15	38.967	+0.102	15:48:06.416
16	39.279	+0.414	15:48:45.695
17	38.872	+0.007	15:49:24.567
18	39.001	+0.136	15:50:03.568
19	39.006	+0.141	15:50:42.574
20	38.976	+0.111	15:51:21.550
21	39.197	+0.332	15:52:00.747
22	39.059	+0.194	15:52:39.806
23	39.313	+0.448	15:53:19.119
24	39.523	+0.658	15:53:58.642

Lap	Lap Tm	Diff	Time of Day
<b>(55) Mathias Rügsegger</b>			
1	40.776	+1.826	15:38:56.771
2	39.307	+0.357	15:39:36.078
3	39.085	+0.135	15:40:15.163
4	39.150	+0.200	15:40:54.313
5	39.397	+0.447	15:41:33.710
6	41.408	+2.458	15:42:15.118
7	39.428	+0.478	15:42:54.546
8	39.137	+0.187	15:43:33.683
9	38.991	+0.041	15:44:12.674
10	39.006	+0.056	15:44:51.680
11	39.086	+0.136	15:45:30.766
12	39.100	+0.150	15:46:09.866
13	<b>38.950</b>		15:46:48.816
14	39.142	+0.192	15:47:27.958







# Schweizer Kart Meisterschaft 2013

X30 Challenge

Lignières 1,000 Km

Finallauf

2013-09-22 16:00

Race (24 Laps) started at 15:38:15

Lap	Lap Tm	Diff	Time of Day
15	39.224	+0.274	15:48:07.182
16	39.278	+0.328	15:48:46.460
17	39.135	+0.185	15:49:25.595
18	39.125	+0.175	15:50:04.720
19	39.303	+0.353	15:50:44.023
20	39.271	+0.321	15:51:23.294
21	39.392	+0.442	15:52:02.686
22	39.505	+0.555	15:52:42.191
23	39.471	+0.521	15:53:21.662
24	39.470	+0.520	15:54:01.132

(31) Dominik Siegenthaler

1	45.798	+7.030	15:39:01.386
2	40.065	+1.297	15:39:41.451
3	39.710	+0.942	15:40:21.161
4	39.354	+0.586	15:41:00.515
5	39.048	+0.280	15:41:39.563
6	39.255	+0.487	15:42:18.818
7	39.257	+0.489	15:42:58.075
8	39.281	+0.513	15:43:37.356
9	39.831	+1.063	15:44:17.187
10	38.837	+0.069	15:44:56.024
11	39.238	+0.470	15:45:35.262
12	39.942	+1.174	15:46:15.204
13	39.014	+0.246	15:46:54.218
14	39.421	+0.653	15:47:33.639
15	38.896	+0.128	15:48:12.535
16	38.769	+0.001	15:48:51.304
17	<b>38.768</b>		15:49:30.072
18	39.093	+0.325	15:50:09.165
19	39.089	+0.321	15:50:48.254
20	38.788	+0.020	15:51:27.042
21	38.909	+0.141	15:52:05.951
22	38.978	+0.210	15:52:44.929
23	38.983	+0.215	15:53:23.912
24	39.158	+0.390	15:54:03.070

(91) Alessandro Felber

1	42.764	+3.753	15:38:59.063
2	40.576	+1.565	15:39:39.639
3	39.150	+0.139	15:40:18.789
4	39.639	+0.628	15:40:58.428
5	39.186	+0.175	15:41:37.614
6	39.130	+0.119	15:42:16.744
7	39.206	+0.195	15:42:55.950
8	39.122	+0.111	15:43:35.072
9	39.109	+0.098	15:44:14.181
10	39.433	+0.422	15:44:53.614
11	39.366	+0.355	15:45:32.980
12	39.412	+0.401	15:46:12.392
13	39.553	+0.542	15:46:51.945
14	39.223	+0.212	15:47:31.168
15	39.524	+0.513	15:48:10.692
16	39.213	+0.202	15:48:49.905
17	39.244	+0.233	15:49:29.149
18	39.454	+0.443	15:50:08.603
19	39.483	+0.472	15:50:48.086
20	39.289	+0.278	15:51:27.375
21	<b>39.011</b>		15:52:06.386
22	39.220	+0.209	15:52:45.606
23	39.182	+0.171	15:53:24.788
24	39.331	+0.320	15:54:04.119

(5) Fabienne Wohlwend

1	42.023	+2.841	15:38:58.199
2	39.529	+0.347	15:39:37.728

Lap	Lap Tm	Diff	Time of Day
3	39.716	+0.534	15:40:17.444
4	39.511	+0.329	15:40:56.955
5	39.922	+0.740	15:41:36.877
6	39.397	+0.215	15:42:16.274
7	39.259	+0.077	15:42:55.533
8	<b>39.182</b>		15:43:34.715
9	39.268	+0.086	15:44:13.983
10	39.528	+0.346	15:44:53.511
11	39.395	+0.213	15:45:32.906
12	39.372	+0.190	15:46:12.278
13	39.445	+0.263	15:46:51.723
14	39.485	+0.303	15:47:31.208
15	39.679	+0.497	15:48:10.887
16	39.369	+0.187	15:48:50.256
17	39.398	+0.216	15:49:29.654
18	39.333	+0.151	15:50:08.987
19	39.617	+0.435	15:50:48.604
20	39.221	+0.039	15:51:27.825
21	39.223	+0.041	15:52:07.048
22	39.521	+0.339	15:52:46.569
23	40.018	+0.836	15:53:26.587
24	40.024	+0.842	15:54:06.611

(64) Flavio Kempf

1	42.187	+3.134	15:38:58.408
2	39.428	+0.375	15:39:37.836
3	39.685	+0.632	15:40:17.521
4	39.502	+0.449	15:40:57.023
5	39.888	+0.835	15:41:36.911
6	39.459	+0.406	15:42:16.370
7	39.858	+0.805	15:42:56.228
8	<b>39.053</b>		15:43:35.281
9	39.559	+0.506	15:44:14.840
10	39.221	+0.168	15:44:54.061
11	39.284	+0.231	15:45:33.345
12	39.428	+0.375	15:46:12.773
13	39.543	+0.490	15:46:52.316
14	39.281	+0.228	15:47:31.597
15	39.517	+0.464	15:48:11.114
16	39.269	+0.216	15:48:50.383
17	39.393	+0.340	15:49:29.776
18	39.343	+0.290	15:50:09.119
19	39.633	+0.580	15:50:48.752
20	39.339	+0.286	15:51:28.091
21	39.155	+0.102	15:52:07.246
22	39.490	+0.437	15:52:46.736
23	39.940	+0.887	15:53:26.676
24	40.469	+1.416	15:54:07.145

(42) Markus Engeli

1	43.433	+4.386	15:39:00.057
2	40.616	+1.569	15:39:40.673
3	39.247	+0.200	15:40:19.920
4	39.746	+0.699	15:40:59.666
5	39.684	+0.637	15:41:39.350
6	39.406	+0.359	15:42:18.756
7	39.652	+0.605	15:42:58.408
8	39.562	+0.515	15:43:37.970
9	39.521	+0.474	15:44:17.491
10	39.379	+0.332	15:44:56.870
11	39.125	+0.078	15:45:35.995
12	39.890	+0.843	15:46:15.885
13	39.213	+0.166	15:46:55.098
14	39.365	+0.318	15:47:34.463
15	39.306	+0.259	15:48:13.769
16	<b>39.047</b>		15:48:52.816

Lap	Lap Tm	Diff	Time of Day
17	39.538	+0.491	15:49:32.354
18	39.270	+0.223	15:50:11.624
19	39.323	+0.276	15:50:50.947
20	39.446	+0.399	15:51:30.393
21	39.249	+0.202	15:52:09.642
22	39.518	+0.471	15:52:49.160
23	39.203	+0.156	15:53:28.363
24	39.308	+0.261	15:54:07.671

(3) Nico Brügger

1	43.157	+3.950	15:38:59.665
2	40.388	+1.181	15:39:40.053
3	39.619	+0.412	15:40:19.672
4	39.519	+0.312	15:40:59.191
5	39.448	+0.241	15:41:38.639
6	39.499	+0.292	15:42:18.138
7	39.289	+0.082	15:42:57.427
8	39.570	+0.363	15:43:36.997
9	39.583	+0.376	15:44:16.580
10	<b>39.207</b>		15:44:55.787
11	39.856	+0.649	15:45:35.643
12	39.553	+0.346	15:46:15.196
13	39.533	+0.326	15:46:54.729
14	39.283	+0.076	15:47:34.012
15	39.250	+0.043	15:48:13.262
16	39.396	+0.189	15:48:52.658
17	39.409	+0.202	15:49:32.067
18	39.380	+0.173	15:50:11.447
19	39.933	+0.726	15:50:51.380
20	39.626	+0.419	15:51:31.006
21	39.462	+0.255	15:52:10.468
22	39.434	+0.227	15:52:49.902
23	39.266	+0.059	15:53:29.168
24	39.424	+0.217	15:54:08.592

(66) Luca Wenker

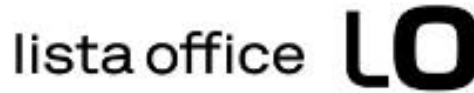
1	42.665	+3.375	15:38:58.857
2	40.227	+0.937	15:39:39.084
3	39.653	+0.363	15:40:18.737
4	39.683	+0.393	15:40:58.420
5	39.606	+0.316	15:41:38.026
6	39.484	+0.194	15:42:17.510
7	39.403	+0.113	15:42:56.913
8	39.559	+0.269	15:43:36.472
9	39.419	+0.129	15:44:15.891
10	39.447	+0.157	15:44:55.338
11	39.454	+0.164	15:45:34.792
12	39.537	+0.247	15:46:14.329
13	39.506	+0.216	15:46:53.835
14	39.601	+0.311	15:47:33.436
15	39.547	+0.257	15:48:12.983
16	39.487	+0.197	15:48:52.470
17	39.397	+0.107	15:49:31.867
18	39.467	+0.177	15:50:11.334
19	39.582	+0.292	15:50:50.916
20	40.053	+0.763	15:51:30.969
21	39.823	+0.533	15:52:10.792
22	39.315	+0.025	15:52:50.107
23	<b>39.290</b>		15:53:29.397
24	39.307	+0.017	15:54:08.704

(94) Kevin Wälti

1	42.573	+3.321	15:38:58.962
2	40.357	+1.105	15:39:39.319
3	39.688	+0.436	15:40:19.007
4	39.800	+0.548	15:40:58.807







# Schweizer Kart Meisterschaft 2013

X30 Challenge

Lignières 1,000 Km

Finallauf

2013-09-22 16:00

Race (24 Laps) started at 15:38:15

Lap	Lap Tm	Diff	Time of Day
5	39.365	+0.113	15:41:38.172
6	39.446	+0.194	15:42:17.618
7	39.333	+0.081	15:42:56.951
8	39.665	+0.413	15:43:36.616
9	39.383	+0.131	15:44:15.999
10	39.538	+0.286	15:44:55.537
11	39.350	+0.098	15:45:34.887
12	40.734	+1.482	15:46:15.621
13	39.296	+0.044	15:46:54.917
14	39.291	+0.039	15:47:34.208
15	39.702	+0.450	15:48:13.910
16	39.254	+0.002	15:48:53.164
17	39.309	+0.057	15:49:32.473
18	39.369	+0.117	15:50:11.842
19	39.842	+0.590	15:50:51.684
20	39.743	+0.491	15:51:31.427
21	39.538	+0.286	15:52:10.965
22	39.408	+0.156	15:52:50.373
23	<b>39.252</b>		15:53:29.625
24	39.634	+0.382	15:54:09.259

(19) Nicola Wenker			
Lap	Lap Tm	Diff	Time of Day
1	43.399	+4.198	15:38:59.909
2	40.313	+1.112	15:39:40.222
3	39.599	+0.398	15:40:19.821
4	39.640	+0.439	15:40:59.461
5	39.685	+0.484	15:41:39.146
6	<b>39.201</b>		15:42:18.347
7	39.583	+0.382	15:42:57.930
8	39.795	+0.594	15:43:37.725
9	39.659	+0.458	15:44:17.384
10	39.829	+0.628	15:44:57.213
11	39.954	+0.753	15:45:37.167
12	39.701	+0.500	15:46:16.868
13	39.782	+0.581	15:46:56.650
14	39.732	+0.531	15:47:36.382
15	39.627	+0.426	15:48:16.009
16	39.739	+0.538	15:48:55.748
17	39.549	+0.348	15:49:35.297
18	39.822	+0.621	15:50:15.119
19	40.083	+0.882	15:50:55.202
20	39.881	+0.680	15:51:35.083
21	39.978	+0.777	15:52:15.061
22	39.837	+0.636	15:52:54.898
23	39.593	+0.392	15:53:34.491
24	39.553	+0.352	15:54:14.044

(33) Yannick Walther			
Lap	Lap Tm	Diff	Time of Day
1	44.002	+4.679	15:39:00.409
2	40.546	+1.223	15:39:40.955
3	39.909	+0.586	15:40:20.864
4	40.376	+1.053	15:41:01.240
5	39.474	+0.151	15:41:40.714
6	39.491	+0.168	15:42:20.205
7	39.460	+0.137	15:42:59.665
8	39.393	+0.070	15:43:39.058
9	39.766	+0.443	15:44:18.824
10	39.703	+0.380	15:44:58.527
11	<b>39.323</b>		15:45:37.850
12	39.418	+0.095	15:46:17.268
13	39.657	+0.334	15:46:56.925
14	39.875	+0.552	15:47:36.800
15	39.421	+0.098	15:48:16.221
16	39.724	+0.401	15:48:55.945
17	39.535	+0.212	15:49:35.480
18	39.721	+0.398	15:50:15.201

Lap	Lap Tm	Diff	Time of Day
19	39.730	+0.407	15:50:54.931
20	40.232	+0.909	15:51:35.163
21	40.176	+0.853	15:52:15.339
22	39.987	+0.664	15:52:55.326
23	39.358	+0.035	15:53:34.684
24	39.612	+0.289	15:54:14.296

(7) Fabian Hochstrasser			
Lap	Lap Tm	Diff	Time of Day
1	43.786	+4.510	15:39:00.610
2	40.496	+1.220	15:39:41.106
3	40.019	+0.743	15:40:21.125
4	39.874	+0.598	15:41:00.999
5	39.354	+0.078	15:41:40.353
6	<b>39.276</b>		15:42:19.629
7	39.556	+0.280	15:42:59.185
8	39.555	+0.279	15:43:38.740
9	39.958	+0.682	15:44:18.698
10	40.044	+0.768	15:44:58.742
11	39.562	+0.286	15:45:38.304
12	39.549	+0.273	15:46:17.853
13	39.721	+0.445	15:46:57.574
14	40.029	+0.753	15:47:37.603
15	39.932	+0.656	15:48:17.535
16	39.849	+0.573	15:48:57.384
17	39.904	+0.628	15:49:37.288
18	39.643	+0.367	15:50:16.931
19	40.020	+0.744	15:50:56.951
20	39.828	+0.552	15:51:36.779
21	39.760	+0.484	15:52:16.539
22	39.828	+0.552	15:52:56.367
23	39.546	+0.270	15:53:35.913
24	39.608	+0.332	15:54:15.521

(6) Louis Moser			
Lap	Lap Tm	Diff	Time of Day
1	43.389	+4.101	15:38:59.515
2	40.383	+1.095	15:39:39.898
3	39.487	+0.199	15:40:19.385
4	39.692	+0.404	15:40:59.077
5	39.438	+0.150	15:41:38.515
6	<b>39.288</b>		15:42:17.803
7	39.404	+0.116	15:42:57.207
8	39.618	+0.330	15:43:36.825
9	39.395	+0.107	15:44:16.220
10	39.439	+0.151	15:44:55.659
11	39.374	+0.086	15:45:35.033
12	39.524	+0.236	15:46:14.557
13	39.476	+0.188	15:46:54.033
14	56.304	+17.016	15:47:50.337
15	39.858	+0.570	15:48:30.195
16	39.713	+0.425	15:49:09.908
17	39.371	+0.083	15:49:49.279
18	39.329	+0.041	15:50:28.608
19	39.711	+0.423	15:51:08.319
20	39.362	+0.074	15:51:47.681
21	39.326	+0.038	15:52:27.007
22	39.346	+0.058	15:53:06.353
23	39.559	+0.271	15:53:45.912
24	39.514	+0.226	15:54:25.426

(50) Franco Citino			
Lap	Lap Tm	Diff	Time of Day
1	48.792	+9.085	15:39:05.981
2	40.236	+0.529	15:39:46.217
3	40.126	+0.419	15:40:26.343
4	<b>39.707</b>		15:41:06.050
5	40.074	+0.367	15:41:46.124
6	39.996	+0.289	15:42:26.120

Lap	Lap Tm	Diff	Time of Day
7	39.911	+0.204	15:43:06.031
8	39.789	+0.082	15:43:45.820
9	39.898	+0.191	15:44:25.718
10	39.797	+0.090	15:45:05.515
11	39.856	+0.149	15:45:45.371
12	39.897	+0.190	15:46:25.268
13	40.339	+0.632	15:47:05.607
14	40.162	+0.455	15:47:45.769
15	39.823	+0.116	15:48:25.592
16	40.040	+0.333	15:49:05.632
17	39.955	+0.248	15:49:45.587
18	39.993	+0.286	15:50:25.580
19	40.112	+0.405	15:51:05.692
20	39.979	+0.272	15:51:45.671
21	40.296	+0.589	15:52:25.967
22	40.136	+0.429	15:53:06.103
23	40.514	+0.807	15:53:46.617
24	39.996	+0.289	15:54:26.613

(35) Yannick Klaey			
Lap	Lap Tm	Diff	Time of Day
1	46.094	+7.147	15:39:01.695
2	39.656	+0.709	15:39:41.351
3	39.516	+0.569	15:40:20.867
4	<b>38.947</b>		15:40:59.814
5	39.617	+0.670	15:41:39.431
6	39.025	+0.078	15:42:18.456
7	39.489	+0.542	15:42:57.945
8	39.188	+0.241	15:43:37.133
9	39.610	+0.663	15:44:16.743
10	39.119	+0.172	15:44:55.862
11	39.262	+0.315	15:45:35.124
12	39.490	+0.543	15:46:14.614
13	39.491	+0.544	15:46:54.105

(22) Samuel Sätteli			
Lap	Lap Tm	Diff	Time of Day
1	40.704	+1.711	15:38:56.586
2	39.371	+0.378	15:39:35.957
3	<b>38.993</b>		15:40:14.950
4	39.147	+0.154	15:40:54.097
5	39.202	+0.209	15:41:33.299
6	39.270	+0.277	15:42:12.569
7	39.175	+0.182	15:42:51.744
8	39.124	+0.131	15:43:30.868
9	39.203	+0.210	15:44:10.071
10	39.151	+0.158	15:44:49.222
11	39.041	+0.048	15:45:28.263

(27) Enzo Citta			
Lap	Lap Tm	Diff	Time of Day
1	<b>44.103</b>		15:39:01.173

