

### Kart-/Mini Bike Rennen Faßberg

Einsteiger

Kartbahn Fliegerhorst Faßberg 0,880 Km

Freies Training Gr. 1

08.06.2013 09:09

Training gestartet um 9:08:41

Pos.	Nr.	Klasse	Name	Ort	Bewerber	Beste Zeit	Diff.	Rnd.	In Rd.	km/h	Abstand
1	15	E100	Paul Fröde	GER-Hohenstein-Ernstthal	ADAC Racingteam AMC Sari	48.811		18	10	64,903	
2	37	E100	Marco Fetz	GER-Merkendorf	ADAC TEAM Nordbayern e.V	49.504	0.693	17	17	63,995	0.693
3	7	E100	Joshua Bauer	GER-Limbach/Vogtland	ADAC Sachsen Leistungszten	49.592	0.781	17	17	63,881	0.088
4	20	E100	Aaron Schäfer	GER-Schorndorf-Buhlbronn	ADAC Württemberg e.V	50.072	1.261	17	16	63,269	0.480
5	11	E100	Nicholas Niemann	GER-Borsdorf	ADAC Sachsen Leistungszten	50.300	1.489	17	15	62,982	0.228
6	29	E100	Lucas Busch	GER-Dorum	-	50.641	1.830	17	17	62,558	0.341
7	1	E100	Nicolas Czyba	GER-Oelsnitz	ADAC Racing Team AMC Sar	50.793	1.982	17	7	62,371	0.152
8	18	E100	Max Zachmann	GER-Remchingen	AMC Ettlingen e.V./ADAC No	51.024	2.213	16	16	62,088	0.231
9	4	E100	Valentin Frühauf	GER-Fraureuth	ADAC Racing Team AMC Sar	51.257	2.446	16	16	61,806	0.233
10	17	E50	Micky Winkler	GER-Schleiz	Beinlich Racing Team e.V.	51.647	2.836	17	16	61,339	0.390
11	5	E100	Benjamin Hagmaier	GER-Neulingen	AMC Ettlingen e.V./ADAC No	54.505	5.694	16	14	58,123	2.858
12	53	E50	Michelangelo Frate	ITA-München	ADAC Team Südbayern e.V.	55.411	6.600	16	15	57,173	0.906
13	2	E100	Nina Castellano	GER-Karlsruhe	AMC Ettlingen e.V./ADAC No	55.459	6.648	16	16	57,123	0.048
14	3	E50	Nick Filler	GER-Neustadt an der Orla	Beinlich Racing Team e.V.	1:02.731	13.920	14	13	50,501	7.272
15	51	E50	Tristan Walch	AUT-Lechaschau	-	1:06.667	17.856	13	5	47,520	3.936

### Kart-/Mini Bike Rennen Faßberg

Einsteiger

Kartbahn Fliegerhorst Faßberg 0,880 Km

Freies Training Gr. 1

08.06.2013 09:09

Training gestartet um 9:08:41

Pos.	Nr. Cl.	Name	Jugendteam	Beste Zeit	Diff.	Zweitbeste	Rnd.	In Rd.	km/h	Abstand
<b>E100</b>										
1	15	Paul Fröde		48.811		49.269	18	10	64,903	
2	37	Marco Fetz		49.504	0.693	49.637	17	17	63,995	0.693
3	7	Joshua Bauer		49.592	0.781	49.794	17	17	63,881	0.088
4	20	Aaron Schäfer		50.072	1.261	50.112	17	16	63,269	0.480
5	11	Nicholas Niemann		50.300	1.489	50.919	17	15	62,982	0.228
6	29	Lucas Busch		50.641	1.830	50.647	17	17	62,558	0.341
7	1	Nicolas Czyba		50.793	1.982	50.812	17	7	62,371	0.152
8	18	Max Zachmann		51.024	2.213	51.264	16	16	62,088	0.231
9	4	Valentin Frühauf		51.257	2.446	51.779	16	16	61,806	0.233
10	5	Benjamin Hagmaier		54.505	5.694	54.572	16	14	58,123	3.248
11	2	Nina Castellano		55.459	6.648	56.026	16	16	57,123	0.954
<b>E50</b>										
1	17	Micky Winkler		51.647		52.026	17	16	61,339	
2	53	Michelangelo Frate		55.411	3.764	56.036	16	15	57,173	3.764
3	3	Nick Filler		1:02.731	11.084	1:03.438	14	13	50,501	7.320
4	51	Tristan Walch		1:06.667	15.020	1:06.886	13	5	47,520	3.936



### Kart-/Mini Bike Rennen Faßberg

Einsteiger

Kartbahn Fliegerhorst Faßberg 0,880 Km

Freies Training Gr. 1

08.06.2013 09:09

Training gestartet um 9:08:41

Runde	Rundenzeit	Diff.	Tageszeit
8	56.459	+1.954	9:17:38.572
9	54.572	+0.067	9:18:33.144
10	54.963	+0.458	9:19:28.107
11	54.694	+0.189	9:20:22.801
12	55.046	+0.541	9:21:17.847
13	56.135	+1.630	9:22:13.982
14	<b>54.505</b>		9:23:08.487
15	56.445	+1.940	9:24:04.932
16	57.192	+2.687	9:25:02.124

Runde	Rundenzeit	Diff.	Tageszeit
4	1:07.197	+0.530	9:14:34.950
5	<b>1:06.667</b>		9:15:41.617
6	1:07.303	+0.636	9:16:48.920
7	1:07.348	+0.681	9:17:56.268
8	1:08.450	+1.783	9:19:04.718
9	1:09.830	+3.163	9:20:14.548
10	1:08.569	+1.902	9:21:23.117
11	1:07.718	+1.051	9:22:30.835
12	1:09.133	+2.466	9:23:39.968
13	1:06.886	+0.219	9:24:46.854

Runde	Rundenzeit	Diff.	Tageszeit
4	1:07.197	+0.530	9:14:34.950
5	<b>1:06.667</b>		9:15:41.617
6	1:07.303	+0.636	9:16:48.920
7	1:07.348	+0.681	9:17:56.268
8	1:08.450	+1.783	9:19:04.718
9	1:09.830	+3.163	9:20:14.548
10	1:08.569	+1.902	9:21:23.117
11	1:07.718	+1.051	9:22:30.835
12	1:09.133	+2.466	9:23:39.968
13	1:06.886	+0.219	9:24:46.854

(53) Michelangelo Frate

1	1:02.942	+7.531	9:10:48.548
2	1:00.893	+5.482	9:11:49.441
3	1:00.807	+5.396	9:12:50.248
4	58.880	+3.469	9:13:49.128
5	58.185	+2.774	9:14:47.313
6	58.736	+3.325	9:15:46.049
7	1:02.815	+7.404	9:16:48.864
8	57.138	+1.727	9:17:46.002
9	1:00.746	+5.335	9:18:46.748
10	59.788	+4.377	9:19:46.536
11	56.684	+1.273	9:20:43.220
12	56.036	+0.625	9:21:39.256
13	56.857	+1.446	9:22:36.113
14	58.892	+3.481	9:23:35.005
15	<b>55.411</b>		9:24:30.416
16	56.161	+0.750	9:25:26.577

(2) Nina Castellano

1	1:02.983	+7.524	9:10:41.521
2	1:01.455	+5.996	9:11:42.976
3	1:00.243	+4.784	9:12:43.219
4	1:00.657	+5.198	9:13:43.876
5	58.948	+3.489	9:14:42.824
6	59.321	+3.862	9:15:42.145
7	1:00.625	+5.166	9:16:42.770
8	58.821	+3.362	9:17:41.591
9	56.869	+1.410	9:18:38.460
10	56.649	+1.190	9:19:35.109
11	56.160	+0.701	9:20:31.269
12	56.026	+0.567	9:21:27.295
13	56.881	+1.422	9:22:24.176
14	56.584	+1.125	9:23:20.760
15	56.600	+1.141	9:24:17.360
16	<b>55.459</b>		9:25:12.819

(3) Nick Filler

1	1:09.204	+6.473	9:11:07.898
2	1:10.167	+7.436	9:12:18.065
3	1:05.344	+2.613	9:13:23.409
4	1:05.612	+2.881	9:14:29.021
5	1:05.065	+2.334	9:15:34.086
6	1:04.035	+1.304	9:16:38.121
7	1:04.141	+1.410	9:17:42.262
8	1:04.015	+1.284	9:18:46.277
9	1:04.179	+1.448	9:19:50.456
10	1:03.707	+0.976	9:20:54.163
11	1:03.863	+1.132	9:21:58.026
12	1:03.876	+1.145	9:23:01.902
13	<b>1:02.731</b>		9:24:04.633
14	1:03.438	+0.707	9:25:08.071

(51) Tristan Walch

1	1:12.739	+6.072	9:11:06.820
2	1:12.953	+6.286	9:12:19.773
3	1:07.980	+1.313	9:13:27.753

### Kart-/Mini Bike Rennen Faßberg

Einsteiger

Kartbahn Fliegerhorst Faßberg 0,880 Km

Freies Training Gr. 2

08.06.2013 09:27

Training gestartet um 9:27:15

Pos.	Nr.	Klasse	Name	Ort	Bewerber	Beste Zeit	Diff.	Rnd.	In Rd.	km/h	Abstand
1	50	E100	Ondrej Vostatek	CZE-Prague 4	COMPOS Racing Team	47.875		18	15	66,172	
2	9	E100	Timon Salewski	GER-Bardowick	Team Müller Motorradteile	49.053	1.178	17	12	64,583	1.178
3	25	E100	Jan-Ole Jähmig	GER-Saara OT Lehdorf	jähmig metal racing team	49.241	1.366	17	16	64,337	0.188
4	12	E100	Noel Cosic	GER-Hainburg	AMC Ettlingen e.V.	49.726	1.851	17	14	63,709	0.485
5	16	E100	Sophia Liebschner	GER-Untersiemau	ADAC TEAM Nordbayern e.V	49.802	1.927	17	13	63,612	0.076
6	10	E100	Troy Bude	GER-Pößneck	Beinlich Racing Team e.V.	49.961	2.086	17	14	63,409	0.159
7	8	E100	Lukas Franke	GER-Naumburg	ADAC Racing Team AMC Sar	51.019	3.144	17	17	62,095	1.058
8	52	E100	Petr Svoboda	CZE-Ostrova?ice	-	51.334	3.459	15	8	61,713	0.315
9	27	E50	Lucas Schaba	GER-Münzenberg	Beinlich Racing Team e.V.	52.110	4.235	15	10	60,794	0.776
10	23	E100	Mauro Herget	GER-Karlstadt am Main	ADAC TEAM Nordbayern e.V	54.119	6.244	14	13	58,538	2.009
11	21	E50	Elias Celik	GER-Ober-Ramstadt	Amc Ettlingen	54.439	6.564	15	14	58,194	0.320
12	89	E50	Patryk Medwediuk	GER-Friedberg	ADAC Hessen-Thüringen/MS	54.711	6.836	15	14	57,904	0.272
13	6	E50	Mika Christiansen	GER-Hamburg	ADAC Team Hansa e.V.	1:30.117	42.242	4	3	35,154	35.406

### Kart-/Mini Bike Rennen Faßberg

Einsteiger

Kartbahn Fliegerhorst Faßberg 0,880 Km

Freies Training Gr. 2

08.06.2013 09:27

Training gestartet um 9:27:15

Pos.	Nr.	Klasse	Name	Ort	Bewerber	Beste Zeit	Diff.	Rnd.	In Rd.	km/h	Abstand
<b>E100</b>											
1	50	E100	Ondrej Vostatek	CZE-Prague 4	COMPOS Racing Team	47.875		18	15	66,172	
2	9	E100	Timon Salewski	GER-Bardowick	Team Müller Motorradteile	49.053	1.178	17	12	64,583	1.178
3	25	E100	Jan-Ole Jähmig	GER-Saara OT Lehdorf	jähmig metal racing team	49.241	1.366	17	16	64,337	0.188
4	12	E100	Noel Cosic	GER-Hainburg	AMC Ettlingen e.V.	49.726	1.851	17	14	63,709	0.485
5	16	E100	Sophia Liebschner	GER-Untersiemau	ADAC TEAM Nordbayern e.V	49.802	1.927	17	13	63,612	0.076
6	10	E100	Troy Bude	GER-Pößneck	Beinlich Racing Team e.V.	49.961	2.086	17	14	63,409	0.159
7	8	E100	Lukas Franke	GER-Naumburg	ADAC Racing Team AMC Sar	51.019	3.144	17	17	62,095	1.058
8	52	E100	Petr Svoboda	CZE-Ostrova?ice	-	51.334	3.459	15	8	61,713	0.315
9	23	E100	Mauro Herget	GER-Karlstadt am Main	ADAC TEAM Nordbayern e.V	54.119	6.244	14	13	58,538	2.785

<b>E50</b>											
1	27	E50	Lucas Schaba	GER-Münzenberg	Beinlich Racing Team e.V.	52.110		15	10	60,794	
2	21	E50	Elias Celik	GER-Ober-Ramstadt	Amc Ettlingen	54.439	2.329	15	14	58,194	2.329
3	89	E50	Patryk Medwediuk	GER-Friedberg	ADAC Hessen-Thüringen/MS	54.711	2.601	15	14	57,904	0.272
4	6	E50	Mika Christiansen	GER-Hamburg	ADAC Team Hansa e.V.	1:30.117	38.007	4	3	35,154	35.406



### Kart-/Mini Bike Rennen Faßberg

Einsteiger

Kartbahn Fliegerhorst Faßberg 0,880 Km

Freies Training Gr. 2

08.06.2013 09:27

Training gestartet um 9:27:15

Runde	Rundenzeit	Diff.	Tageszeit
13	55.617	+1.178	9:40:50.352
14	<b>54.439</b>		9:41:44.791
15	55.305	+0.866	9:42:40.096

Runde	Rundenzeit	Diff.	Tageszeit
-------	------------	-------	-----------

Runde	Rundenzeit	Diff.	Tageszeit
-------	------------	-------	-----------

(89) Patryk Medwediuk

Runde	Rundenzeit	Diff.	Tageszeit
1	1:08.014	+13.303	9:29:14.459
2	1:03.587	+8.876	9:30:18.046
3	1:02.473	+7.762	9:31:20.519
4	1:00.785	+6.074	9:32:21.304
5	59.253	+4.542	9:33:20.557
6	57.636	+2.925	9:34:18.193
7	58.436	+3.725	9:35:16.629
8	56.367	+1.656	9:36:12.996
9	55.959	+1.248	9:37:08.955
10	55.561	+0.850	9:38:04.516
11	55.061	+0.350	9:38:59.577
12	55.486	+0.775	9:39:55.063
13	55.697	+0.986	9:40:50.760
14	<b>54.711</b>		9:41:45.471
15	54.971	+0.260	9:42:40.442

(6) Mika Christiansen

Runde	Rundenzeit	Diff.	Tageszeit
1	1:31.577	+1.460	9:32:35.124
2	1:34.747	+4.630	9:34:09.871
3	<b>1:30.117</b>		9:35:39.988
4	1:40.281	+10.164	9:37:20.269



### Kart-/Mini Bike Rennen Faßberg

Einsteiger

Kartbahn Fliegerhorst Faßberg 0,880 Km

1. Zeittraining

08.06.2013 11:26

Qualifikation gestartet um 11:26:49

Pos.	Nr.	Klasse	Name	Ort	Bewerber	Beste Zeit	Diff.	Rnd.	In Rd.	km/h	Abstand
1	50	E100	Ondrej Vostatek	CZE-Prague 4	COMPOS Racing Team	47.354		18	15	66,900	
2	37	E100	Marco Fetz	GER-Merkendorf	ADAC TEAM Nordbayern e.V	47.937	0.583	17	14	66,087	0.583
3	25	E100	Jan-Ole Jähmig	GER-Saara OT Lehnndorf	jähmig metal racing team	48.089	0.735	17	5	65,878	0.152
4	15	E100	Paul Fröde	GER-Hohenstein-Ernstthal	ADAC Racingteam AMC Sari	48.092	0.738	15	15	65,874	0.003
5	7	E100	Joshua Bauer	GER-Limbach/Vogtland	ADAC Sachsen Leistungszzen	48.303	0.949	18	10	65,586	0.211
6	18	E100	Max Zachmann	GER-Remchingen	AMC Ettlingen e.V./ADAC No	48.389	1.035	17	16	65,469	0.086
7	9	E100	Timon Salewski	GER-Bardowick	Team Müller Motorradteile	48.509	1.155	18	6	65,307	0.120
8	20	E100	Aaron Schäfer	GER-Schorndorf-Buhlbronn	ADAC Württemberg e.V	48.770	1.416	18	15	64,958	0.261
9	10	E100	Troy Bude	GER-Pößneck	Beinlich Racing Team e.V.	48.887	1.533	17	16	64,803	0.117
10	12	E100	Noel Cosic	GER-Hainburg	AMC Ettlingen e.V.	49.027	1.673	16	11	64,617	0.140
11	1	E100	Nicolas Czyba	GER-Oelsnitz	ADAC Racing Team AMC Sar	49.040	1.686	9	5	64,600	0.013
12	16	E100	Sophia Liebschner	GER-Untersiemau	ADAC TEAM Nordbayern e.V	49.271	1.917	17	4	64,297	0.231
13	4	E100	Valentin Frühauf	GER-Fraureuth	ADAC Racing Team AMC Sar	49.731	2.377	17	8	63,703	0.460
14	29	E100	Lucas Busch	GER-Dorum	-	49.740	2.386	15	7	63,691	0.009
15	8	E100	Lukas Franke	GER-Naumburg	ADAC Racing Team AMC Sar	49.977	2.623	17	10	63,389	0.237
16	11	E100	Nicholas Niemann	GER-Borsdorf	ADAC Sachsen Leistungszzen	50.200	2.846	15	5	63,108	0.223
17	52	E100	Petr Svoboda	CZE-Ostrova?ice	-	50.331	2.977	16	14	62,943	0.131
18	17	E50	Micky Winkler	GER-Schleiz	Beinlich Racing Team e.V.	50.786	3.432	17	7	62,379	0.455
19	27	E50	Lucas Schaba	GER-Münzenberg	Beinlich Racing Team e.V.	51.043	3.689	17	16	62,065	0.257
20	5	E100	Benjamin Hagmaier	GER-Neulingen	AMC Ettlingen e.V./ADAC No	51.438	4.084	16	8	61,589	0.395
21	23	E100	Mauro Herget	GER-Karlstadt am Main	ADAC TEAM Nordbayern e.V	52.342	4.988	15	12	60,525	0.904
22	21	E50	Elias Celik	GER-Ober-Ramstadt	Amc Ettlingen	53.261	5.907	16	11	59,481	0.919
23	89	E50	Patryk Medwediuk	GER-Friedberg	ADAC Hessen-Thüringen/MS	53.343	5.989	16	10	59,389	0.082
24	53	E50	Michelangelo Frate	ITA-München	ADAC Team Südbayern e.V.	53.483	6.129	16	12	59,234	0.140
25	2	E100	Nina Castellano	GER-Karlsruhe	AMC Ettlingen e.V./ADAC No	54.594	7.240	15	14	58,028	1.111
26	3	E50	Nick Filler	GER-Neustadt an der Orla	Beinlich Racing Team e.V.	1:00.594	13.240	14	13	52,282	6.000
27	51	E50	Tristan Walch	AUT-Lechaschau	-	1:02.505	15.151	14	7	50,684	1.911
28	6	E50	Mika Christiansen	GER-Hamburg	ADAC Team Hansa e.V.	1:28.478	41.124	3	3	35,806	25.973

### Kart-/Mini Bike Rennen Faßberg

Einsteiger

Kartbahn Fliegerhorst Faßberg 0,880 Km

1. Zeittraining

08.06.2013 11:26

Qualifikation gestartet um 11:26:49

Pos.	Nr.	Klasse	Name	Ort	Bewerber	Beste Zeit	Diff.	Rnd.	In Rd.	km/h	Abstand
<b>E100</b>											
1	50	E100	Ondrej Vostatek	CZE-Prague 4	COMPOS Racing Team	47.354		18	15	66,900	
2	37	E100	Marco Fetz	GER-Merkendorf	ADAC TEAM Nordbayern e.V	47.937	0.583	17	14	66,087	0.583
3	25	E100	Jan-Ole Jähnig	GER-Saara OT Lehnndorf	jähnig metal racing team	48.089	0.735	17	5	65,878	0.152
4	15	E100	Paul Fröde	GER-Hohenstein-Ernstthal	ADAC Racingteam AMC Sari	48.092	0.738	15	15	65,874	0.003
5	7	E100	Joshua Bauer	GER-Limbach/Vogtland	ADAC Sachsen Leistungszen	48.303	0.949	18	10	65,586	0.211
6	18	E100	Max Zachmann	GER-Remchingen	AMC Ettlingen e.V./ADAC No	48.389	1.035	17	16	65,469	0.086
7	9	E100	Timon Salewski	GER-Bardowick	Team Müller Motorradteile	48.509	1.155	18	6	65,307	0.120
8	20	E100	Aaron Schäfer	GER-Schorndorf-Buhlbronn	ADAC Württemberg e.V	48.770	1.416	18	15	64,958	0.261
9	10	E100	Troy Bude	GER-Pößneck	Beinlich Racing Team e.V.	48.887	1.533	17	16	64,803	0.117
10	12	E100	Noel Cosic	GER-Hainburg	AMC Ettlingen e.V.	49.027	1.673	16	11	64,617	0.140
11	1	E100	Nicolas Czyba	GER-Oelsnitz	ADAC Racing Team AMC Sar	49.040	1.686	9	5	64,600	0.013
12	16	E100	Sophia Liebschner	GER-Untersiemau	ADAC TEAM Nordbayern e.V	49.271	1.917	17	4	64,297	0.231
13	4	E100	Valentin Frühauf	GER-Fraureuth	ADAC Racing Team AMC Sar	49.731	2.377	17	8	63,703	0.460
14	29	E100	Lucas Busch	GER-Dorum	-	49.740	2.386	15	7	63,691	0.009
15	8	E100	Lukas Franke	GER-Naumburg	ADAC Racing Team AMC Sar	49.977	2.623	17	10	63,389	0.237
16	11	E100	Nicholas Niemann	GER-Borsdorf	ADAC Sachsen Leistungszen	50.200	2.846	15	5	63,108	0.223
17	52	E100	Petr Svoboda	CZE-Ostrova?ice	-	50.331	2.977	16	14	62,943	0.131
18	5	E100	Benjamin Hagmaier	GER-Neulingen	AMC Ettlingen e.V./ADAC No	51.438	4.084	16	8	61,589	1.107
19	23	E100	Mauro Herget	GER-Karlstadt am Main	ADAC TEAM Nordbayern e.V	52.342	4.988	15	12	60,525	0.904
20	2	E100	Nina Castellano	GER-Karlsruhe	AMC Ettlingen e.V./ADAC No	54.594	7.240	15	14	58,028	2.252
<b>E50</b>											
1	17	E50	Micky Winkler	GER-Schleiz	Beinlich Racing Team e.V.	50.786		17	7	62,379	
2	27	E50	Lucas Schaba	GER-Münzenberg	Beinlich Racing Team e.V.	51.043	0.257	17	16	62,065	0.257
3	21	E50	Elias Celik	GER-Ober-Ramstadt	Amc Ettlingen	53.261	2.475	16	11	59,481	2.218
4	89	E50	Patryk Medwediuk	GER-Friedberg	ADAC Hessen-Thüringen/MS	53.343	2.557	16	10	59,389	0.082
5	53	E50	Michelangelo Frate	ITA-München	ADAC Team Südbayern e.V.	53.483	2.697	16	12	59,234	0.140
6	3	E50	Nick Filler	GER-Neustadt an der Orla	Beinlich Racing Team e.V.	1:00.594	9.808	14	13	52,282	7.111
7	51	E50	Tristan Walch	AUT-Lechaschau	-	1:02.505	11.719	14	7	50,684	1.911
8	6	E50	Mika Christiansen	GER-Hamburg	ADAC Team Hansa e.V.	1:28.478	37.692	3	3	35,806	25.973





### Kart-/Mini Bike Rennen Faßberg

Einsteiger

Kartbahn Fliegerhorst Faßberg 0,880 Km

1. Zeittraining

08.06.2013 11:26

Qualifikation gestartet um 11:26:49

Runde	Rundenzeit	Diff.	Tageszeit
11	<b>53.261</b>		11:55:06.115
12	54.558	+1.297	11:56:00.673
13	53.860	+0.599	11:56:54.533
14	53.300	+0.039	11:57:47.833
15	53.855	+0.594	11:58:41.688
16	53.503	+0.242	11:59:35.191

(89) Patryk Medwediuk

1	58.838	+5.495	11:45:58.317
2	57.098	+3.755	11:46:55.415
3	55.465	+2.122	11:47:50.880
4	54.663	+1.320	11:48:45.543
5	55.054	+1.711	11:49:40.597
6	54.089	+0.746	11:50:34.686
7	53.770	+0.427	11:51:28.456
8	54.603	+1.260	11:52:23.059
9	54.158	+0.815	11:53:17.217
10	<b>53.343</b>		11:54:10.560
11	53.465	+0.122	11:55:04.025
12	1:18.296	+24.953	11:56:22.321
13	53.538	+0.195	11:57:15.859
14	53.533	+0.190	11:58:09.392
15	53.481	+0.138	11:59:02.873
16	55.181	+1.838	11:59:58.054

(53) Michelangelo Frate

1	57.377	+3.894	11:28:41.358
2	55.556	+2.073	11:29:36.914
3	56.488	+3.005	11:30:33.402
4	56.081	+2.598	11:31:29.483
5	54.489	+1.006	11:32:23.972
6	54.215	+0.732	11:33:18.187
7	59.923	+6.440	11:34:18.110
8	1:00.751	+7.268	11:35:18.861
9	56.309	+2.826	11:36:15.170
10	54.170	+0.687	11:37:09.340
11	53.673	+0.190	11:38:03.013
12	<b>53.483</b>		11:38:56.496
13	53.510	+0.027	11:39:50.006
14	53.515	+0.032	11:40:43.521
15	55.675	+2.192	11:41:39.196
16	57.258	+3.775	11:42:36.454

(2) Nina Castellano

1	58.647	+4.053	11:28:58.293
2	58.719	+4.125	11:29:57.012
3	57.097	+2.503	11:30:54.109
4	58.786	+4.192	11:31:52.895
5	56.360	+1.766	11:32:49.255
6	56.833	+2.239	11:33:46.088
7	55.609	+1.015	11:34:41.697
8	56.002	+1.408	11:35:37.699
9	55.591	+0.997	11:36:33.290
10	56.093	+1.499	11:37:29.383
11	1:00.852	+6.258	11:38:30.235
12	56.419	+1.825	11:39:26.654
13	55.237	+0.643	11:40:21.891
14	<b>54.594</b>		11:41:16.485
15	55.154	+0.560	11:42:11.639

(3) Nick Filler

1	1:05.801	+5.207	11:28:57.643
2	1:04.887	+4.293	11:30:02.530
3	1:03.926	+3.332	11:31:06.456
4	1:03.125	+2.531	11:32:09.581
5	1:03.164	+2.570	11:33:12.745

Runde	Rundenzeit	Diff.	Tageszeit
6	1:03.250	+2.656	11:34:15.995
7	1:02.711	+2.117	11:35:18.706
8	1:03.660	+3.066	11:36:22.366
9	1:04.911	+4.317	11:37:27.277
10	1:02.692	+2.098	11:38:29.969
11	1:01.775	+1.181	11:39:31.744
12	1:01.332	+0.738	11:40:33.076
13	<b>1:00.594</b>		11:41:33.670
14	1:03.366	+2.772	11:42:37.036

(51) Tristan Walch

1	1:06.015	+3.510	11:28:58.178
2	1:04.915	+2.410	11:30:03.093
3	1:03.828	+1.323	11:31:06.921
4	1:03.319	+0.814	11:32:10.240
5	1:03.987	+1.482	11:33:14.227
6	1:03.500	+0.995	11:34:17.727
7	<b>1:02.505</b>		11:35:20.232
8	1:02.820	+0.315	11:36:23.052
9	1:03.322	+0.817	11:37:26.374
10	1:04.530	+2.025	11:38:30.904
11	1:02.900	+0.395	11:39:33.804
12	1:05.475	+2.970	11:40:39.279
13	1:07.212	+4.707	11:41:46.491
14	1:09.772	+7.267	11:42:56.263

(6) Mika Christiansen

1	1:41.836	+13.358	11:47:31.150
2	1:42.148	+13.670	11:49:13.298
3	<b>1:28.478</b>		11:50:41.776

### Kart-/Mini Bike Rennen Faßberg

Einsteiger

Kartbahn Fliegerhorst Faßberg 0,880 Km

2. Zeittraining

08.06.2013 15:04

Qualifikation gestartet um 15:01:38

Pos.	Nr.	Klasse	Name	Ort	Bewerber	Beste Zeit	Diff.	Rnd.	In Rd.	km/h	Abstand
1	50	E100	Ondrej Vostatek	CZE-Prague 4	COMPOS Racing Team	47.897		17	9	66,142	
2	15	E100	Paul Fröde	GER-Hohenstein-Ernstthal	ADAC Racingteam AMC Sari	48.196	0.299	18	12	65,732	0.299
3	25	E100	Jan-Ole Jähniig	GER-Saara OT Lehnndorf	jähniig metal racing team	48.329	0.432	16	9	65,551	0.133
4	37	E100	Marco Fetz	GER-Merkendorf	ADAC TEAM Nordbayern e.V	48.540	0.643	14	8	65,266	0.211
5	9	E100	Timon Salewski	GER-Bardowick	Team Müller Motorradteile	48.565	0.668	17	9	65,232	0.025
6	18	E100	Max Zachmann	GER-Remchingen	AMC Ettlingen e.V./ADAC No	48.600	0.703	18	11	65,185	0.035
7	7	E100	Joshua Bauer	GER-Limbach/Vogtland	ADAC Sachsen Leistungszen	48.752	0.855	18	12	64,982	0.152
8	20	E100	Aaron Schäfer	GER-Schorndorf-Buhlbronn	ADAC Württemberg e.V	48.778	0.881	17	10	64,947	0.026
9	10	E100	Troy Bude	GER-Pößneck	Beinlich Racing Team e.V.	48.901	1.004	17	12	64,784	0.123
10	12	E100	Noel Cosic	GER-Hainburg	AMC Ettlingen e.V.	49.170	1.273	16	5	64,430	0.269
11	16	E100	Sophia Liebschner	GER-Untersiemau	ADAC TEAM Nordbayern e.V	49.359	1.462	17	14	64,183	0.189
12	8	E100	Lukas Franke	GER-Naumburg	ADAC Racing Team AMC Sar	49.415	1.518	17	10	64,110	0.056
13	1	E100	Nicolas Czyba	GER-Oelsnitz	ADAC Racing Team AMC Sar	49.577	1.680	17	5	63,901	0.162
14	52	E100	Petr Svoboda	CZE-Ostrova?ice	-	49.614	1.717	18	18	63,853	0.037
15	4	E100	Valentin Frühauf	GER-Fraureuth	ADAC Racing Team AMC Sar	49.791	1.894	17	10	63,626	0.177
16	11	E100	Nicholas Niemann	GER-Borsdorf	ADAC Sachsen Leistungszen	49.980	2.083	16	4	63,385	0.189
17	29	E100	Lucas Busch	GER-Dorum	-	50.045	2.148	15	8	63,303	0.065
18	5	E100	Benjamin Hagmaier	GER-Neulingen	AMC Ettlingen e.V./ADAC No	50.828	2.931	16	7	62,328	0.783
19	27	E50	Lucas Schaba	GER-Münzenberg	Beinlich Racing Team e.V.	50.981	3.084	17	9	62,141	0.153
20	17	E50	Micky Winkler	GER-Schleiz	Beinlich Racing Team e.V.	51.005	3.108	16	11	62,112	0.024
21	23	E100	Mauro Herget	GER-Karlstadt am Main	ADAC TEAM Nordbayern e.V	51.956	4.059	16	15	60,975	0.951
22	89	E50	Patryk Medwediuk	GER-Friedberg	ADAC Hessen-Thüringen/MS	52.513	4.616	16	16	60,328	0.557
23	21	E50	Elias Celik	GER-Ober-Ramstadt	Amc Ettlingen	52.796	4.899	16	10	60,005	0.283
24	53	E50	Michelangelo Frate	ITA-München	ADAC Team Südbayern e.V.	53.087	5.190	16	16	59,676	0.291
25	2	E100	Nina Castellano	GER-Karlsruhe	AMC Ettlingen e.V./ADAC No	53.766	5.869	16	11	58,922	0.679
26	3	E50	Nick Filler	GER-Neustadt an der Orla	Beinlich Racing Team e.V.	1:02.396	14.499	13	5	50,772	8.630
27	51	E50	Tristan Walch	AUT-Lechaschau	-	1:04.731	16.834	13	5	48,941	2.335

### Kart-/Mini Bike Rennen Faßberg

Einsteiger

Kartbahn Fliegerhorst Faßberg 0,880 Km

2. Zeittraining

08.06.2013 15:04

Qualifikation gestartet um 15:01:38

Pos.	Nr.	Klasse	Name	Ort	Bewerber	Beste Zeit	Diff.	Rnd.	In Rd.	km/h	Abstand
<b>E100</b>											
1	50	E100	Ondrej Vostatek	CZE-Prague 4	COMPOS Racing Team	47.897		17	9	66,142	
2	15	E100	Paul Fröde	GER-Hohenstein-Ernstthal	ADAC Racingteam AMC Sari	48.196	0.299	18	12	65,732	0.299
3	25	E100	Jan-Ole Jähmig	GER-Saara OT Lehnndorf	jähmig metal racing team	48.329	0.432	16	9	65,551	0.133
4	37	E100	Marco Fetz	GER-Merkendorf	ADAC TEAM Nordbayern e.V	48.540	0.643	14	8	65,266	0.211
5	9	E100	Timon Salewski	GER-Bardowick	Team Müller Motorradteile	48.565	0.668	17	9	65,232	0.025
6	18	E100	Max Zachmann	GER-Remchingen	AMC Ettlingen e.V./ADAC No	48.600	0.703	18	11	65,185	0.035
7	7	E100	Joshua Bauer	GER-Limbach/Vogtland	ADAC Sachsen Leistungszsen	48.752	0.855	18	12	64,982	0.152
8	20	E100	Aaron Schäfer	GER-Schorndorf-Buhlbronn	ADAC Württemberg e.V	48.778	0.881	17	10	64,947	0.026
9	10	E100	Troy Bude	GER-Pößneck	Beinlich Racing Team e.V.	48.901	1.004	17	12	64,784	0.123
10	12	E100	Noel Cosic	GER-Hainburg	AMC Ettlingen e.V.	49.170	1.273	16	5	64,430	0.269
11	16	E100	Sophia Liebschner	GER-Untersiemau	ADAC TEAM Nordbayern e.V	49.359	1.462	17	14	64,183	0.189
12	8	E100	Lukas Franke	GER-Naumburg	ADAC Racing Team AMC Sar	49.415	1.518	17	10	64,110	0.056
13	1	E100	Nicolas Czyba	GER-Oelsnitz	ADAC Racing Team AMC Sar	49.577	1.680	17	5	63,901	0.162
14	52	E100	Petr Svoboda	CZE-Ostrova?ice	-	49.614	1.717	18	18	63,853	0.037
15	4	E100	Valentin Frühauf	GER-Fraureuth	ADAC Racing Team AMC Sar	49.791	1.894	17	10	63,626	0.177
16	11	E100	Nicholas Niemann	GER-Borsdorf	ADAC Sachsen Leistungszsen	49.980	2.083	16	4	63,385	0.189
17	29	E100	Lucas Busch	GER-Dorum	-	50.045	2.148	15	8	63,303	0.065
18	5	E100	Benjamin Hagmaier	GER-Neulingen	AMC Ettlingen e.V./ADAC No	50.828	2.931	16	7	62,328	0.783
19	23	E100	Mauro Herget	GER-Karlstadt am Main	ADAC TEAM Nordbayern e.V	51.956	4.059	16	15	60,975	1.128
20	2	E100	Nina Castellano	GER-Karlsruhe	AMC Ettlingen e.V./ADAC No	53.766	5.869	16	11	58,922	1.810

### E50

1	27	E50	Lucas Schaba	GER-Münzenberg	Beinlich Racing Team e.V.	50.981		17	9	62,141	
2	17	E50	Micky Winkler	GER-Schleiz	Beinlich Racing Team e.V.	51.005	0.024	16	11	62,112	0.024
3	89	E50	Patryk Medwediuk	GER-Friedberg	ADAC Hessen-Thüringen/MS	52.513	1.532	16	16	60,328	1.508
4	21	E50	Elias Celik	GER-Ober-Ramstadt	Amc Ettlingen	52.796	1.815	16	10	60,005	0.283
5	53	E50	Michelangelo Frate	ITA-München	ADAC Team Südbayern e.V.	53.087	2.106	16	16	59,676	0.291
6	3	E50	Nick Filler	GER-Neustadt an der Orla	Beinlich Racing Team e.V.	1:02.396	11.415	13	5	50,772	9.309
7	51	E50	Tristan Walch	AUT-Lechaschau	-	1:04.731	13.750	13	5	48,941	2.335







### Kart-/Mini Bike Rennen Faßberg

Einsteiger

Kartbahn Fliegerhorst Faßberg 0,880 Km

2. Zeittraining

08.06.2013 15:04

Qualifikation gestartet um 15:01:38

Runde	Rundenzeit	Diff.	Tageszeit
3	54.384	+1.871	15:23:38.244
4	54.293	+1.780	15:24:32.537
5	54.353	+1.840	15:25:26.890
6	53.625	+1.112	15:26:20.515
7	53.478	+0.965	15:27:13.993
8	53.503	+0.990	15:28:07.496
9	53.153	+0.640	15:29:00.649
10	53.373	+0.860	15:29:54.022
11	53.709	+1.196	15:30:47.731
12	53.274	+0.761	15:31:41.005
13	53.344	+0.831	15:32:34.349
14	53.056	+0.543	15:33:27.405
15	54.537	+2.024	15:34:21.942
16	<b>52.513</b>		15:35:14.455

(21) Elias Celik

1	57.244	+4.448	15:21:51.651
2	54.607	+1.811	15:22:46.258
3	54.020	+1.224	15:23:40.278
4	53.628	+0.832	15:24:33.906
5	53.986	+1.190	15:25:27.892
6	53.208	+0.412	15:26:21.100
7	53.569	+0.773	15:27:14.669
8	54.050	+1.254	15:28:08.719
9	53.290	+0.494	15:29:02.009
10	<b>52.796</b>		15:29:54.805
11	53.570	+0.774	15:30:48.375
12	53.448	+0.652	15:31:41.823
13	53.034	+0.238	15:32:34.857
14	53.483	+0.687	15:33:28.340
15	54.869	+2.073	15:34:23.209
16	53.479	+0.683	15:35:16.688

(53) Michelangelo Frate

1	1:04.224	+11.137	15:03:56.122
2	55.703	+2.616	15:04:51.825
3	55.789	+2.702	15:05:47.614
4	54.779	+1.692	15:06:42.393
5	54.316	+1.229	15:07:36.709
6	54.855	+1.768	15:08:31.564
7	59.518	+6.431	15:09:31.082
8	57.551	+4.464	15:10:28.633
9	54.663	+1.576	15:11:23.296
10	54.049	+0.962	15:12:17.345
11	54.167	+1.080	15:13:11.512
12	53.378	+0.291	15:14:04.890
13	54.114	+1.027	15:14:59.004
14	53.721	+0.634	15:15:52.725
15	53.696	+0.609	15:16:46.421
16	<b>53.087</b>		15:17:39.508

(2) Nina Castellano

1	1:00.405	+6.639	15:03:48.278
2	55.263	+1.497	15:04:43.541
3	54.633	+0.867	15:05:38.174
4	55.300	+1.534	15:06:33.474
5	54.881	+1.115	15:07:28.355
6	54.140	+0.374	15:08:22.495
7	55.504	+1.738	15:09:17.999
8	54.591	+0.825	15:10:12.590
9	54.793	+1.027	15:11:07.383
10	54.151	+0.385	15:12:01.534
11	<b>53.766</b>		15:12:55.300
12	56.770	+3.004	15:13:52.070
13	54.851	+1.085	15:14:46.921
14	54.376	+0.610	15:15:41.297

Runde	Rundenzeit	Diff.	Tageszeit
15	54.612	+0.846	15:16:35.909
16	54.355	+0.589	15:17:30.264

(3) Nick Filler

1	1:07.004	+4.608	15:04:06.252
2	1:04.592	+2.196	15:05:10.844
3	1:04.852	+2.456	15:06:15.696
4	1:04.106	+1.710	15:07:19.802
5	<b>1:02.396</b>		15:08:22.198
6	1:02.928	+0.532	15:09:25.126
7	1:03.295	+0.899	15:10:28.421
8	1:04.031	+1.635	15:11:32.452
9	1:04.210	+1.814	15:12:36.662
10	1:04.614	+2.218	15:13:41.276
11	1:04.494	+2.098	15:14:45.770
12	1:03.977	+1.581	15:15:49.747
13	1:04.297	+1.901	15:16:54.044

(51) Tristan Walch

1	1:09.676	+4.945	15:03:56.115
2	1:06.970	+2.239	15:05:03.085
3	1:08.696	+3.965	15:06:11.781
4	1:09.080	+4.349	15:07:20.861
5	<b>1:04.731</b>		15:08:25.592
6	1:05.600	+0.869	15:09:31.192
7	1:06.903	+2.172	15:10:38.095
8	1:05.259	+0.528	15:11:43.354
9	1:07.143	+2.412	15:12:50.497
10	1:08.036	+3.305	15:13:58.533
11	1:06.602	+1.871	15:15:05.135
12	1:06.121	+1.390	15:16:11.256
13	1:06.697	+1.966	15:17:17.953

### Kart-/Mini Bike Rennen Faßberg

Einsteiger

Kartbahn Fliegerhorst Faßberg 0,880 Km

Zeittraining gesamt

Pos.	Nr.	Klasse	Name	Bewerber	Fabrikat	Gesamtbestzeit	Diff.	R1. Beste Zeit	R2. Beste Zeit
1	50	E100	Ondrej Vostatek	COMPOS Racing Team	Honda/NSF 100	47.354		47.354	47.897
2	37	E100	Marco Fetz	ADAC TEAM Nordbayern e.V.	Honda/NSF 100	47.937	0.583	47.937	48.540
3	25	E100	Jan-Ole Jähmig	jähmig metal racing team	Honda/NSF 100	48.089	0.735	48.089	48.329
4	15	E100	Paul Fröde	ADAC Racingteam AMC Sari e.V.	Honda/NSF 100	48.092	0.738	48.092	48.196
5	7	E100	Joshua Bauer	ADAC Sachsen Leistungszentrum	Honda/NSF 100	48.303	0.949	48.303	48.752
6	18	E100	Max Zachmann	AMC Ettlingen e.V./ADAC Nordbaden e.V.	Honda/NSF 100	48.389	1.035	48.389	48.600
7	9	E100	Timon Salewski	Team Müller Motorradteile	Honda/NSF 100	48.509	1.155	48.509	48.565
8	20	E100	Aaron Schäfer	ADAC Württemberg e.V.	Honda/NSF 100	48.770	1.416	48.770	48.778
9	10	E100	Troy Bude	Beinlich Racing Team e.V.	Honda/NSF 100	48.887	1.533	48.887	48.901
10	12	E100	Noel Cosic	AMC Ettlingen e.V.	Honda/NSF 100	49.027	1.673	49.027	49.170
11	1	E100	Nicolas Czyba	ADAC Racing Team AMC Sari e.V.	Honda/NSF 100	49.040	1.686	49.040	49.577
12	16	E100	Sophia Liebschner	ADAC TEAM Nordbayern e.V.	Honda/NSF 100	49.271	1.917	49.271	49.359
13	8	E100	Lukas Franke	ADAC Racing Team AMC Sari e.V.	Honda/NSF 100	49.415	2.061	49.977	49.415
14	52	E100	Petr Svoboda	-	Honda/NSF 100	49.614	2.260	50.331	49.614
15	4	E100	Valentin Frühauf	ADAC Racing Team AMC Sari e.V.	Honda/NSF 100	49.731	2.377	49.731	49.791
16	29	E100	Lucas Busch	-	Honda/NSF 100	49.740	2.386	49.740	50.045
17	11	E100	Nicholas Niemann	ADAC Sachsen Leistungszentrum	Honda/NSF 100	49.980	2.626	50.200	49.980
18	17	E50	Micky Winkler	Beinlich Racing Team e.V.	Honda/NSR 50	50.786	3.432	50.786	51.005
19	5	E100	Benjamin Hagmaier	AMC Ettlingen e.V./ADAC Nordbaden e.V.	Honda/NSF 100	50.828	3.474	51.438	50.828
20	27	E50	Lucas Schaba	Beinlich Racing Team e.V.	Honda/NSR 50	50.981	3.627	51.043	50.981
21	23	E100	Mauro Herget	ADAC TEAM Nordbayern e.V.	Honda/NSF 100	51.956	4.602	52.342	51.956
Nicht Klassifiziert (110% = 52.089)									
22	89	E50	Patryk Medwediuk	ADAC Hessen-Thüringen/MSC Rockenberg	Honda/NSR 50	52.513	5.159	53.343	52.513
23	21	E50	Elias Celik	Amc Ettlingen	Honda/NSR 50	52.796	5.442	53.261	52.796
24	53	E50	Michelangelo Frate	ADAC Team Südbayern e.V.	Honda/NSR 50	53.087	5.733	53.483	53.087
25	2	E100	Nina Castellano	AMC Ettlingen e.V./ADAC Nordbaden e.V.	Honda/NSF 100	53.766	6.412	54.594	53.766
26	3	E50	Nick Filler	Beinlich Racing Team e.V.	Honda/NSR 50	1:00.594	13.240	1:00.594	1:02.396
27	51	E50	Tristan Walch	-	Honda/NSR 50	1:02.505	15.151	1:02.505	1:04.731
28	6	E50	Mika Christiansen	ADAC Team Hansa e.V.	Honda/NSR 50	1:28.478	41.124	1:28.478	

### Kart-/Mini Bike Rennen Faßberg

Einsteiger

Kartbahn Fliegerhorst Faßberg 0,880 Km

Zeittraining gesamt

Pos.	Nr.	Klasse	Name	Bewerber	Fabrikat	Gesamtbestzeit	Diff.	R1. Beste Zeit	R2. Beste Zeit
<b>E100</b>									
1	50	E100	Ondrej Vostatek	COMPOS Racing Team	Honda/NSF 100	47.354		47.354	47.897
2	37	E100	Marco Fetz	ADAC TEAM Nordbayern e.V.	Honda/NSF 100	47.937	0.583	47.937	48.540
3	25	E100	Jan-Ole Jähmig	jähmig metal racing team	Honda/NSF 100	48.089	0.735	48.089	48.329
4	15	E100	Paul Fröde	ADAC Racingteam AMC Sari e.V.	Honda/NSF 100	48.092	0.738	48.092	48.196
5	7	E100	Joshua Bauer	ADAC Sachsen Leistungszentrum	Honda/NSF 100	48.303	0.949	48.303	48.752
6	18	E100	Max Zachmann	AMC Ettlingen e.V./ADAC Nordbaden e.V.	Honda/NSF 100	48.389	1.035	48.389	48.600
7	9	E100	Timon Salewski	Team Müller Motorradteile	Honda/NSF 100	48.509	1.155	48.509	48.565
8	20	E100	Aaron Schäfer	ADAC Württemberg e.V.	Honda/NSF 100	48.770	1.416	48.770	48.778
9	10	E100	Troy Bude	Beinlich Racing Team e.V.	Honda/NSF 100	48.887	1.533	48.887	48.901
10	12	E100	Noel Cosic	AMC Ettlingen e.V.	Honda/NSF 100	49.027	1.673	49.027	49.170
11	1	E100	Nicolas Czyba	ADAC Racing Team AMC Sari e.V.	Honda/NSF 100	49.040	1.686	49.040	49.577
12	16	E100	Sophia Liebschner	ADAC TEAM Nordbayern e.V.	Honda/NSF 100	49.271	1.917	49.271	49.359
13	8	E100	Lukas Franke	ADAC Racing Team AMC Sari e.V.	Honda/NSF 100	49.415	2.061	49.977	49.415
14	52	E100	Petr Svoboda	-	Honda/NSF 100	49.614	2.260	50.331	49.614
15	4	E100	Valentin Frühauf	ADAC Racing Team AMC Sari e.V.	Honda/NSF 100	49.731	2.377	49.731	49.791
16	29	E100	Lucas Busch	-	Honda/NSF 100	49.740	2.386	49.740	50.045
17	11	E100	Nicholas Niemann	ADAC Sachsen Leistungszentrum	Honda/NSF 100	49.980	2.626	50.200	49.980
18	5	E100	Benjamin Hagmaier	AMC Ettlingen e.V./ADAC Nordbaden e.V.	Honda/NSF 100	50.828	3.474	51.438	50.828
19	23	E100	Mauro Herget	ADAC TEAM Nordbayern e.V.	Honda/NSF 100	51.956	4.602	52.342	51.956
20	2	E100	Nina Castellano	AMC Ettlingen e.V./ADAC Nordbaden e.V.	Honda/NSF 100	53.766	6.412	54.594	53.766
<b>E50</b>									
1	17	E50	Micky Winkler	Beinlich Racing Team e.V.	Honda/NSR 50	50.786	3.432	50.786	51.005
2	27	E50	Lucas Schaba	Beinlich Racing Team e.V.	Honda/NSR 50	50.981	3.627	51.043	50.981
3	89	E50	Patryk Medwediuk	ADAC Hessen-Thüringen/MSC Rockenberg	Honda/NSR 50	52.513	5.159	53.343	52.513
4	21	E50	Elias Celik	Amc Ettlingen	Honda/NSR 50	52.796	5.442	53.261	52.796
5	53	E50	Michelangelo Frate	ADAC Team Sudbayern e.V.	Honda/NSR 50	53.087	5.733	53.483	53.087
6	3	E50	Nick Filler	Beinlich Racing Team e.V.	Honda/NSR 50	1:00.594	13.240	1:00.594	1:02.396
7	51	E50	Tristan Walch	-	Honda/NSR 50	1:02.505	15.151	1:02.505	1:04.731
8	6	E50	Mika Christiansen	ADAC Team Hansa e.V.	Honda/NSR 50	1:28.478	41.124	1:28.478	

Kart-/Mini Bike Rennen Faßberg


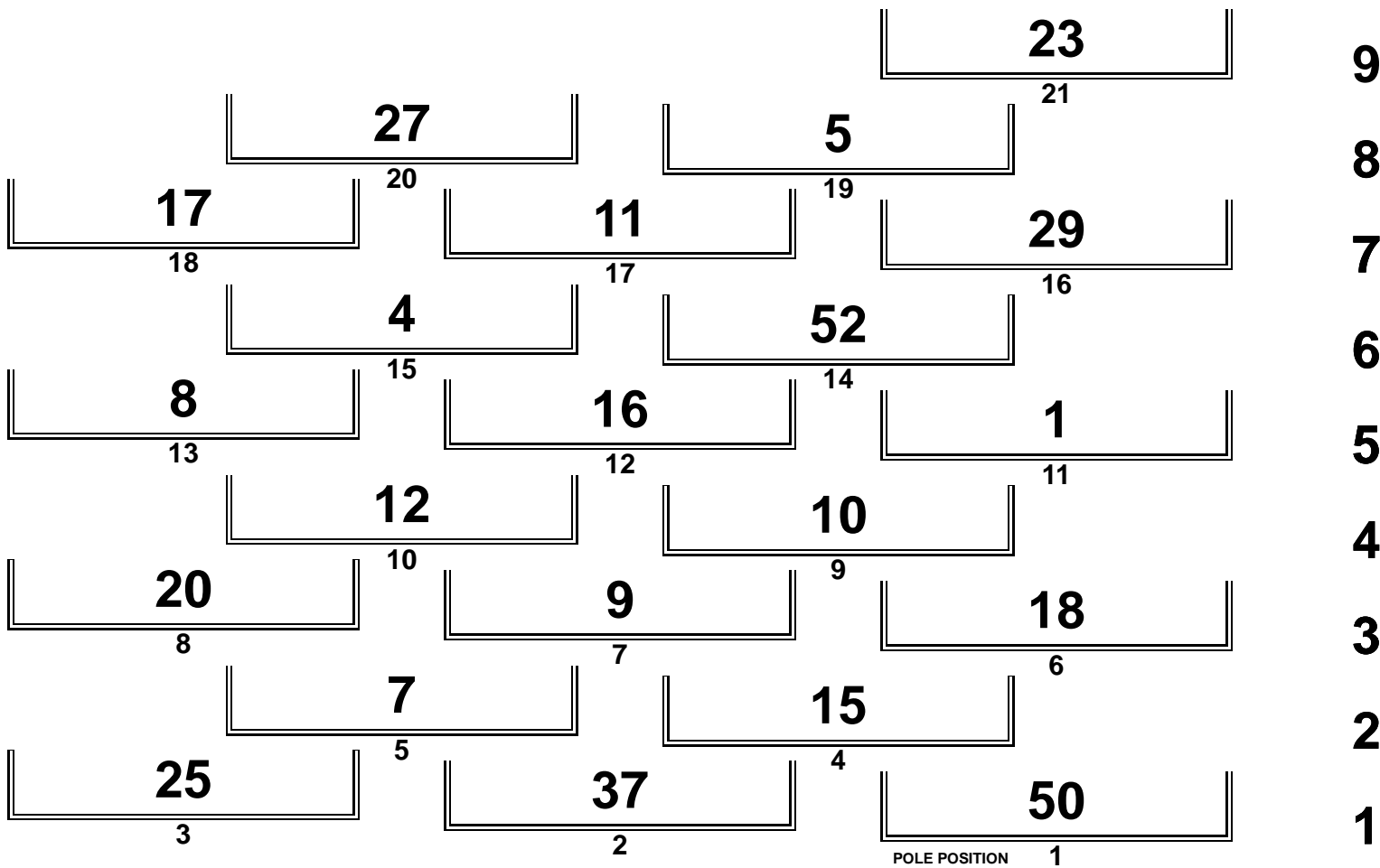
Einsteiger

Kartbahn Fliegerhorst Faßberg 0,880 Km

Rennen 1 A-Finale 1

08.06.2013 17:08

Rennen (16 Runden)



Kart-/Mini Bike Rennen Faßberg


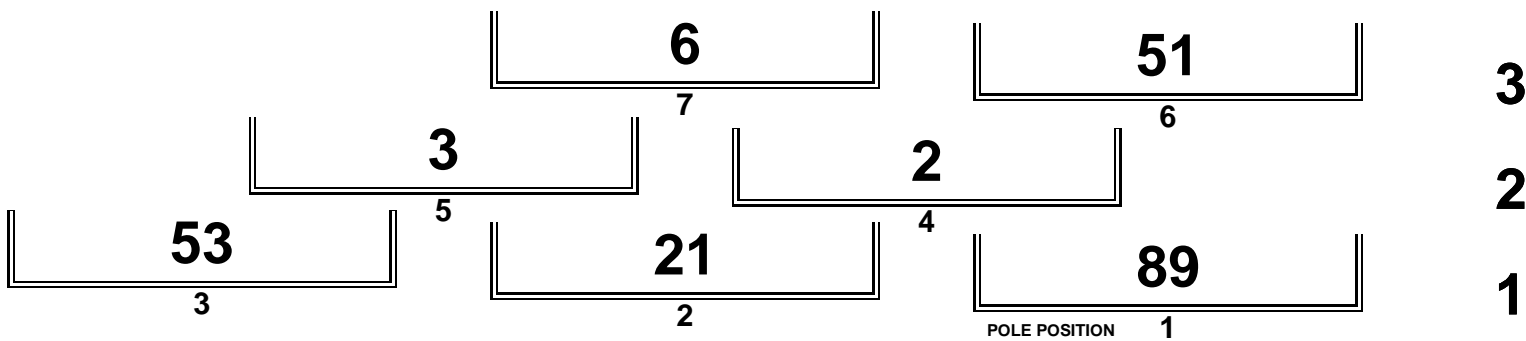
Einsteiger

Kartbahn Fliegerhorst Faßberg 0,880 Km

Rennen 2 B-Finale 1

08.06.2013 17:26

Rennen (14 Runden)



Kart-/Mini Bike Rennen Faßberg

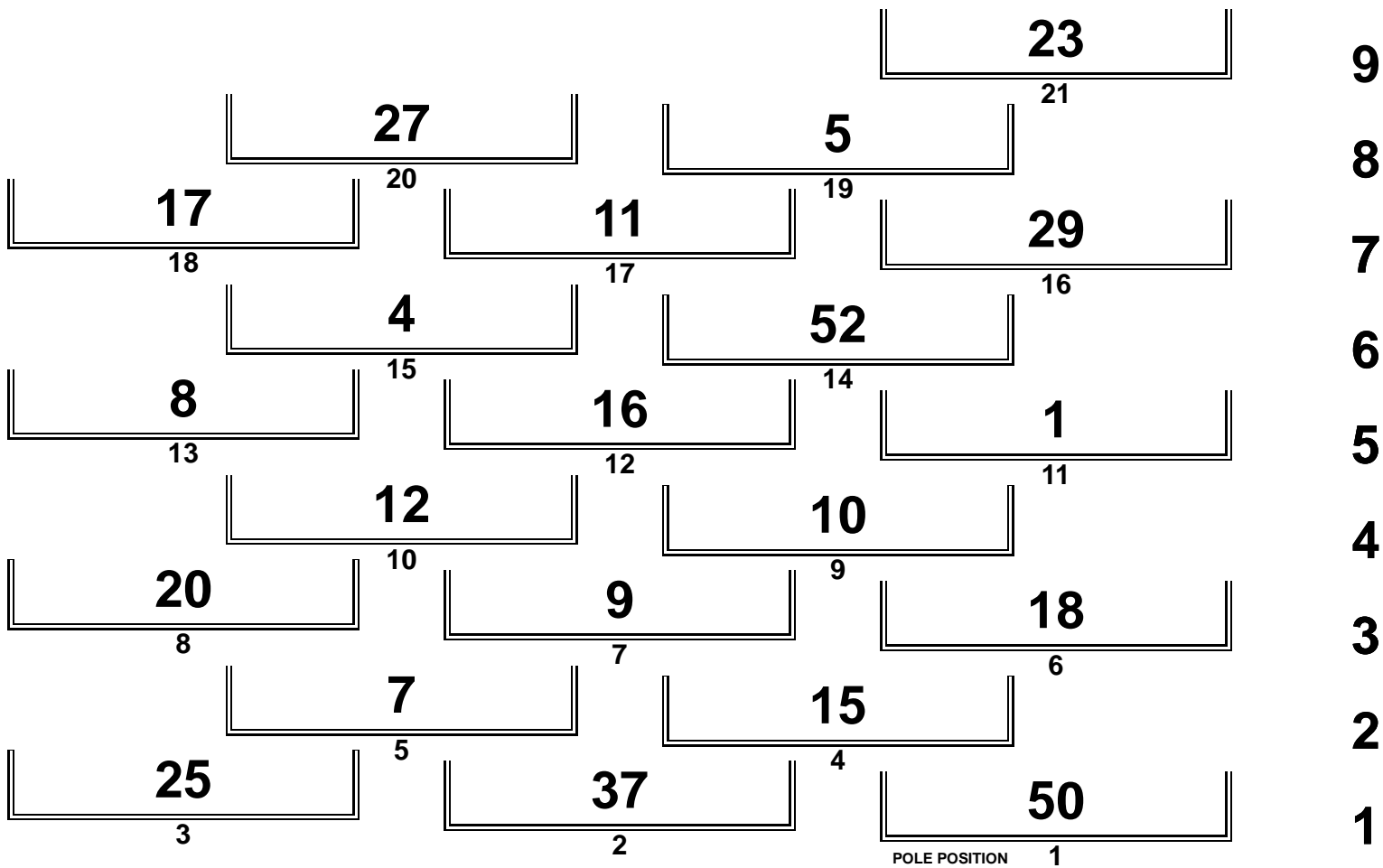
Einsteiger

Kartbahn Fliegerhorst Faßberg 0,880 Km

Rennen 4 A-Finale 2

09.06.2013 11:43

Rennen (16 Runden)



Kart-/Mini Bike Rennen Faßberg


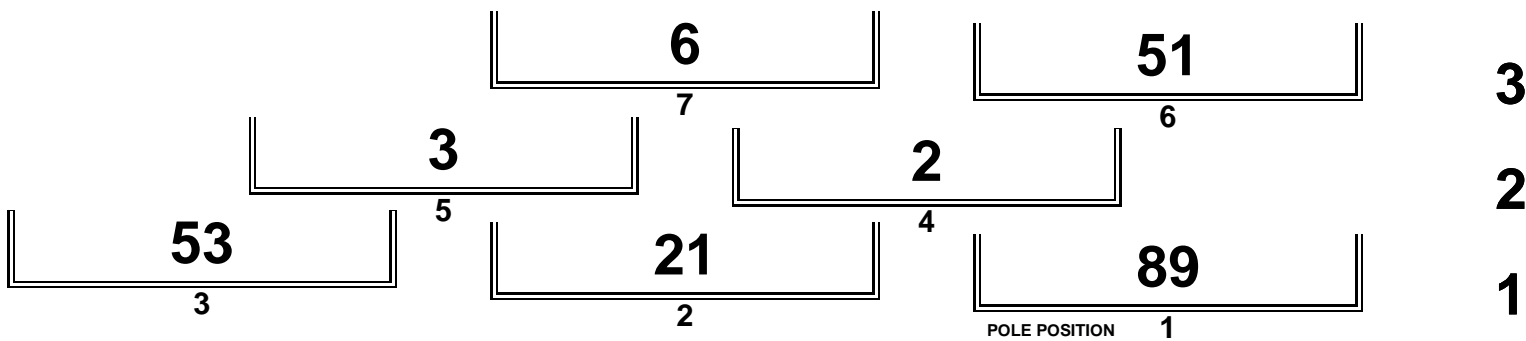
Einsteiger

Kartbahn Fliegerhorst Faßberg 0,880 Km

Rennen 5 B-Finale 2

09.06.2013 12:01

Rennen (14 Runden)





### Kart-/Mini Bike Rennen Faßberg

Einsteiger Kartbahn Fliegerhorst Faßberg 0,880 Km

Rennen 1 A-Finale 1 08.06.2013 17:08

Rennen (16 Runden) gestartet um 17:06:45

Pos.	Nr.	Name	Ort	Bewerber	Rnd.	Gesamtzeit	Abstand	Beste Zeit	Ø km/h	Pkt.
1	50	Ondrej Vostatek	CZE-Prague 4	COMPOS Racing Team	16	12:56.610		47.673	65,268	25
2	15	Paul Fröde	GER-Hohenstein-Err	ADAC Racingteam AMC	16	13:09.715	13.105	48.410	64,185	20
3	18	Max Zachmann	GER-Remchingen	AMC Ettlingen e.V./ADAC	16	13:09.939	0.224	48.218	64,167	16
4	25	Jan-Ole Jähmig	GER-Saara OT Lehn	jähmig metal racing team	16	13:10.634	0.695	48.287	64,111	13
5	37	Marco Fetz	GER-Merkendorf	ADAC TEAM Nordbayern	16	13:10.762	0.128	48.376	64,100	11
6	7	Joshua Bauer	GER-Limbach/Vogtl	ADAC Sachsen Leistungs	16	13:11.775	1.013	48.127	64,018	10
7	20	Aaron Schäfer	GER-Schorndorf-Bu	ADAC Württemberg e.V	16	13:16.255	4.480	48.236	63,658	9
8	10	Troy Bude	GER-Pößneck	Beinlich Racing Team e.V	16	13:16.373	0.118	48.307	63,649	8
9	16	Sophia Liebschner	GER-Untersiemau	ADAC TEAM Nordbayern	16	13:17.508	1.135	48.624	63,558	7
10	52	Petr Svoboda	CZE-Ostrova?ice	-	16	13:19.098	1.590	48.489	63,432	6
11	1	Nicolas Czyba	GER-Oelsnitz	ADAC Racing Team AMC	16	13:26.344	7.246	48.983	62,862	5
12	11	Nicholas Niemann	GER-Borsdorf	ADAC Sachsen Leistungs	16	13:26.444	0.100	48.591	62,854	4
13	8	Lukas Franke	GER-Naumburg	ADAC Racing Team AMC	16	13:28.270	1.826	49.053	62,712	3
14	4	Valentin Frühauf	GER-Fraureuth	ADAC Racing Team AMC	16	13:28.999	0.729	49.041	62,655	2
15	12	Noel Cosic	GER-Hainburg	AMC Ettlingen e.V.	16	13:32.117	3.118	49.108	62,415	1
16	9	Timon Salewski	GER-Bardowick	Team Müller Motorradteil	16	13:44.060	11.943	49.135	61,510	0
17	5	Benjamin Hagmaier	GER-Neulingen	AMC Ettlingen e.V./ADAC	16	13:46.786	2.726	49.739	61,307	0
18	17	Micky Winkler	GER-Schleiz	Beinlich Racing Team e.V	15	13:09.261	1 Runde	51.110	60,208	25
19	27	Lucas Schaba	GER-Münzenberg	Beinlich Racing Team e.V	15	13:10.585	1.324	51.078	60,107	20
20	23	Mauro Herget	GER-Karlstadt am M	ADAC TEAM Nordbayern	12	13:00.554	3 Runden	52.250	48,704	0

Nicht Klassifiziert (75% = 12 Rnd.)

DNF	29	Lucas Busch	GER-Dorum	-	12	10:07.448		49.176	62,583	0
-----	----	-------------	-----------	---	----	-----------	--	--------	--------	---

#### Bemerkungen

Gestartet: 21 Gewertet: 20 Nicht gewertet: 1

Vorsprung	Ø km/h	Beste Rundenzeit	km/h	Beste Runde von
13.105	65,268	47.673	66,453	50 - Ondrej Vostatek

Zeitnahme & Auswertung: Camp-Company GmbH, Obmann Ernst Willems, Trier

Orbits

Rennleiter: Zeitnahme:

Reg.Nr. Kart: CK01/13 - MiniBike: r03/13

Aushang:



www.mylaps.com

Ergebnisse vorbehaltlich der technischen Nachuntersuchung.

Lizensiert für Camp Company GmbH

Gedruckt: 08.06.2013 17:24:06

### Kart-/Mini Bike Rennen Faßberg

Einsteiger Kartbahn Fliegerhorst Faßberg 0,880 Km

Rennen 1 A-Finale 1 08.06.2013 17:08

Rennen (16 Runden) gestartet um 17:06:45

Pos.	Nr.	Name	Ort	Bewerber	Rnd.	Gesamtzeit	Abstand	Beste Zeit	Ø km/h	Pkt.
<b>E100</b>										
1	50	Ondrej Vostatek	CZE-Prague 4	COMPOS Racing Team	16	12:56.610		47.673	65,268	25
2	15	Paul Fröde	GER-Hohenstein-Err	ADAC Racingteam AMC 5	16	13:09.715	13.105	48.410	64,185	20
3	18	Max Zachmann	GER-Remchingen	AMC Ettlingen e.V./ADAC	16	13:09.939	0.224	48.218	64,167	16
4	25	Jan-Ole Jähnig	GER-Saara OT Lehn	jähnig metal racing team	16	13:10.634	0.695	48.287	64,111	13
5	37	Marco Fetz	GER-Merkendorf	ADAC TEAM Nordbayern	16	13:10.762	0.128	48.376	64,100	11
6	7	Joshua Bauer	GER-Limbach/Vogtl	ADAC Sachsen Leistungs	16	13:11.775	1.013	48.127	64,018	10
7	20	Aaron Schäfer	GER-Schorndorf-Bul	ADAC Württemberg e.V	16	13:16.255	4.480	48.236	63,658	9
8	10	Troy Bude	GER-Pößneck	Beinlich Racing Team e.V	16	13:16.373	0.118	48.307	63,649	8
9	16	Sophia Liebschner	GER-Untersiemau	ADAC TEAM Nordbayern	16	13:17.508	1.135	48.624	63,558	7
10	52	Petr Svoboda	CZE-Ostrova?ice	-	16	13:19.098	1.590	48.489	63,432	6
11	1	Nicolas Czyba	GER-Oelsnitz	ADAC Racing Team AMC	16	13:26.344	7.246	48.983	62,862	5
12	11	Nicholas Niemann	GER-Borsdorf	ADAC Sachsen Leistungs	16	13:26.444	0.100	48.591	62,854	4
13	8	Lukas Franke	GER-Naumburg	ADAC Racing Team AMC	16	13:28.270	1.826	49.053	62,712	3
14	4	Valentin Frühauf	GER-Fraureuth	ADAC Racing Team AMC	16	13:28.999	0.729	49.041	62,655	2
15	12	Noel Cosic	GER-Hainburg	AMC Ettlingen e.V.	16	13:32.117	3.118	49.108	62,415	1
16	9	Timon Salewski	GER-Bardowick	Team Müller Motorradteil	16	13:44.060	11.943	49.135	61,510	0
17	5	Benjamin Hagmaier	GER-Neulingen	AMC Ettlingen e.V./ADAC	16	13:46.786	2.726	49.739	61,307	0
18	23	Mauro Herget	GER-Karlstadt am M	ADAC TEAM Nordbayern	12	13:00.554	4 Runden	52.250	48,704	0

Nicht Klassifiziert (75% = 12 Rnd.)

DNF	29	Lucas Busch	GER-Dorum	-	12	10:07.448		49.176	62,583	0
-----	----	-------------	-----------	---	----	-----------	--	--------	--------	---

<b>E50</b>										
1	17	Micky Winkler	GER-Schleiz	Beinlich Racing Team e.V	15	13:09.261		51.110	60,208	25
2	27	Lucas Schaba	GER-Münzenberg	Beinlich Racing Team e.V	15	13:10.585	1.324	51.078	60,107	20

#### Bemerkungen

Gestartet: 21 Gewertet: 20 Nicht gewertet: 1

Vorsprung	Ø km/h	Beste Rundenzeit	km/h	Beste Runde von
13.105	65,268	47.673	66,453	50 - Ondrej Vostatek

Zeitnahme & Auswertung: Camp-Company GmbH, Obmann Ernst Willems, Trier

Orbits

Rennleiter: Zeitnahme:

Reg.Nr. Kart: CK01/13 - MiniBike: r03/13 Aushang:



www.mylaps.com

Ergebnisse vorbehaltlich der technischen Nachuntersuchung.

Lizensiert für Camp Company GmbH





### Kart-/Mini Bike Rennen Faßberg

### Rundenliste

Einsteiger

Kartbahn Fliegerhorst Faßberg 0,880 Km

Rennen 1 A-Finale 1

08.06.2013 17:08

Rennen (16 Runden) gestartet um 17:06:45

Fahrer	Runden																
	0	1	2	3	4	5	6	7	8	9	10	11	12	13	14	15	16
Marco Fetz (37)	1	37	50	50	50	50	50	50	50	50	50	50	50	50	50	50	50
Ondrej Vostatek (50)	2	50	15	15	15	15	15	15	15	15	15	15	15	15	15	15	15
Jan-Ole Jähmig (25)	3	25	37	37	37	37	37	37	37	37	25	25	25	25	25	18	18
Paul Fröde (15)	4	15	25	25	25	25	25	25	25	25	18	18	18	18	18	25	25
Max Zachmann (18)	5	18	18	18	18	18	18	18	18	18	37	37	37	37	37	37	37
Joshua Bauer (7)	6	7	7	7	7	7	7	7	7	7	7	7	7	7	7	7	7
Timon Salewski (9)	7	9	20	20	20	20	20	20	20	20	20	20	20	20	20	20	20
Aaron Schäfer (20)	8	20	10	10	10	10	10	10	10	10	10	10	10	10	10	10	10
Troy Bude (10)	9	10	16	16	16	16	16	16	16	16	16	16	16	16	16	16	16
Sophia Liebschner (16)	10	16	1	1	1	1	52	52	52	52	52	52	52	52	52	52	52
Noel Cosic (12)	11	12	52	52	52	52	1	1	1	1	1	1	29	29	1	1	1
Nicolas Czyba (1)	12	1	29	29	29	29	29	29	29	29	29	1	1	11	11	11	11
Lukas Franke (8)	13	8	9	9	9	9	9	9	9	9	9	9	9	8	8	8	8
Petr Svoboda (52)	14	52	12	12	12	12	12	12	12	11	11	11	11	4	4	4	4
Lucas Busch (29)	15	29	8	8	8	8	8	8	8	11	12	12	12	8	12	12	12
Nicholas Niemann (11)	16	11	11	11	11	11	11	11	11	8	8	8	8	4	5	5	9
Valentin Frühauf (4)	17	4	4	4	4	4	4	4	4	4	4	4	4	12	9	9	5
Micky Winkler (17)	18	17	17	5	5	5	5	5	5	5	5	5	5	5	17	17	17
Benjamin Hagmaier (5)	19	5	5	17	17	17	17	17	17	17	17	17	17	27	27	27	27
Lucas Schaba (27)	20	27	27	27	27	27	27	27	27	27	27	27	27	27	27	27	27
Mauro Herget (23)	21	23	23	23	23	23	23	23	23	23	23	23	23	23	23	23	23

### Kart-/Mini Bike Rennen Faßberg

Einsteiger Kartbahn Fliegerhorst Faßberg 0,880 Km

Rennen 2 B-Finale 1 08.06.2013 17:26

Rennen (14 Runden) gestartet um 17:28:57

Pos.	Nr.	Name	Ort	Bewerber	Rnd.	Gesamtzeit	Abstand	Beste Zeit	Ø km/h	Pkt.
1	21	Elias Celik	GER-Ober-Ramstadt	Amc Ettlingen	14	12:46.410		52.627	57,870	0
2	89	Patryk Medwediuk	GER-Friedberg	ADAC Hessen-Thüringen.	14	12:47.000	0.590	52.113	57,825	0
3	53	Michelangelo Frate	ITA-München	ADAC Team Südbayern e	14	12:54.426	7.426	52.862	57,271	0
4	2	Nina Castellano	GER-Karlsruhe	AMC Ettlingen e.V./ADAC	14	13:15.390	20.964	53.883	55,761	0
5	3	Nick Filler	GER-Neustadt an der Weinstraße	Beinlich Racing Team e.V.	12	12:51.953	2 Runden	1:00.804	49,247	0
6	51	Tristan Walch	AUT-Lechaschau	-	12	13:34.802	42.849	1:04.246	46,657	0

Nicht Klassifiziert (75% = 11 Rnd.)

DNF	6	Mika Christiansen	GER-Hamburg	ADAC Team Hansa e.V.	5	8:19.975		1:28.258	31,682	0
-----	---	-------------------	-------------	----------------------	---	----------	--	----------	--------	---

#### Bemerkungen

Gestartet: 7 Gewertet: Nicht gewertet:

Vorsprung	Ø km/h	Beste Rundenzeit	km/h	Beste Runde von
0.590	57,870	52.113	60,791	89 - Patryk Medwediuk

Zeitnahme & Auswertung: Camp-Company GmbH, Obmann Ernst Willems, Trier

Orbits

Rennleiter: Zeitnahme:

Reg.Nr. Kart: CK01/13 - MiniBike: r03/13 Aushang:



www.mylaps.com

Ergebnisse vorbehaltlich der technischen Nachuntersuchung.

Lizensiert für Camp Company GmbH

Gedruckt: 08.06.2013 17:42:54

### Kart-/Mini Bike Rennen Faßberg

Einsteiger Kartbahn Fliegerhorst Faßberg 0,880 Km

Rennen 2 B-Finale 1 08.06.2013 17:26

Rennen (14 Runden) gestartet um 17:28:57

Pos.	Nr.	Name	Ort	Bewerber	Rnd.	Gesamtzeit	Abstand	Beste Zeit	Ø km/h	Pkt.
<b>E100</b>										
1	2	Nina Castellano	GER-Karlsruhe	AMC Ettlingen e.V./ADAC	14	13:15.390		53.883	55,761	0
<b>E50</b>										
1	21	Elias Celik	GER-Ober-Ramstadt	Amc Ettlingen	14	12:46.410		52.627	57,870	0
2	89	Patryk Medwediuk	GER-Friedberg	ADAC Hessen-Thüringen.	14	12:47.000	0.590	52.113	57,825	0
3	53	Michelangelo Frate	ITA-München	ADAC Team Südbayern e	14	12:54.426	7.426	52.862	57,271	0
4	3	Nick Filler	GER-Neustadt an der	Beinlich Racing Team e.V.	12	12:51.953	2 Runden	1:00.804	49,247	0
5	51	Tristan Walch	AUT-Lechaschau	-	12	13:34.802	42.849	1:04.246	46,657	0
Nicht Klassifiziert (75% = 11 Rnd.)										
DNF	6	Mika Christiansen	GER-Hamburg	ADAC Team Hansa e.V.	5	8:19.975		1:28.258	31,682	0

#### Bemerkungen

Gestartet: 7 Gewertet: Nicht gewertet:

Vorsprung	Ø km/h	Beste Rundenzeit	km/h	Beste Runde von
0.590	57,870	52.113	60,791	89 - Patryk Medwediuk

Zeitnahme & Auswertung: Camp-Company GmbH, Obmann Ernst Willems, Trier

Orbits

Rennleiter: Zeitnahme:

Reg.Nr. Kart: CK01/13 - MiniBike: r03/13

Aushang:



www.mylaps.com

Ergebnisse vorbehaltlich der technischen Nachuntersuchung.

Lizensiert für Camp Company GmbH

### Kart-/Mini Bike Rennen Faßberg

Einsteiger

Kartbahn Fliegerhorst Faßberg 0,880 Km

Rennen 2 B-Finale 1

08.06.2013 17:26

Rennen (14 Runden) gestartet um 17:28:57

Runde	Rundenzeit	Diff.	Tageszeit
<b>(21) Elias Celik</b>			
1	1:13.024	+20.397	17:30:10.829
2	54.293	+1.666	17:31:05.122
3	53.765	+1.138	17:31:58.887
4	53.521	+0.894	17:32:52.408
5	53.162	+0.535	17:33:45.570
6	53.735	+1.108	17:34:39.305
7	54.145	+1.518	17:35:33.450
8	53.247	+0.620	17:36:26.697
9	52.691	+0.064	17:37:19.388
10	52.968	+0.341	17:38:12.356
11	53.236	+0.609	17:39:05.592
12	<b>52.627</b>		17:39:58.219
13	52.835	+0.208	17:40:51.054
14	53.161	+0.534	17:41:44.215

Runde	Rundenzeit	Diff.	Tageszeit
<b>(89) Patryk Medwediuk</b>			
1	56.777	+4.664	17:30:09.826
2	54.228	+2.115	17:31:04.054
3	54.267	+2.154	17:31:58.321
4	53.434	+1.321	17:32:51.755
5	53.198	+1.085	17:33:44.953
6	53.355	+1.242	17:34:38.308
7	55.397	+3.284	17:35:33.705
8	53.970	+1.857	17:36:27.675
9	<b>52.113</b>		17:37:19.788
10	53.384	+1.271	17:38:13.172
11	54.084	+1.971	17:39:07.256
12	52.397	+0.284	17:39:59.653
13	52.222	+0.109	17:40:51.875
14	52.930	+0.817	17:41:44.805

Runde	Rundenzeit	Diff.	Tageszeit
<b>(53) Michelangelo Frate</b>			
1	58.108	+5.246	17:30:11.540
2	54.063	+1.201	17:31:05.603
3	55.031	+2.169	17:32:00.634
4	53.383	+0.521	17:32:54.017
5	53.507	+0.645	17:33:47.524
6	53.961	+1.099	17:34:41.485
7	57.152	+4.290	17:35:38.637
8	53.743	+0.881	17:36:32.380
9	53.047	+0.185	17:37:25.427
10	53.132	+0.270	17:38:18.559
11	53.357	+0.495	17:39:11.916
12	<b>52.862</b>		17:40:04.778
13	53.488	+0.626	17:40:58.266
14	53.965	+1.103	17:41:52.231

Runde	Rundenzeit	Diff.	Tageszeit
<b>(2) Nina Castellano</b>			
1	58.037	+4.154	17:30:12.210
2	54.080	+0.197	17:31:06.290
3	56.942	+3.059	17:32:03.232
4	<b>53.883</b>		17:32:57.115
5	54.034	+0.151	17:33:51.149
6	59.586	+5.703	17:34:50.735
7	54.795	+0.912	17:35:45.530
8	54.948	+1.065	17:36:40.478
9	54.976	+1.093	17:37:35.454
10	58.049	+4.166	17:38:33.503
11	54.701	+0.818	17:39:28.204
12	54.937	+1.054	17:40:23.141
13	55.093	+1.210	17:41:18.234
14	54.961	+1.078	17:42:13.195

**(3) Nick Filler**

Runde	Rundenzeit	Diff.	Tageszeit
1	1:04.448	+3.644	17:30:19.529
2	1:03.495	+2.691	17:31:23.024
3	1:02.895	+2.091	17:32:25.919
4	1:01.988	+1.184	17:33:27.907
5	1:02.077	+1.273	17:34:29.984
6	1:03.391	+2.587	17:35:33.375
7	1:04.151	+3.347	17:36:37.526
8	1:02.101	+1.297	17:37:39.627
9	1:02.907	+2.103	17:38:42.534
10	1:03.765	+2.961	17:39:46.299
11	<b>1:00.804</b>		17:40:47.103
12	1:02.655	+1.851	17:41:49.758

Runde	Rundenzeit	Diff.	Tageszeit
<b>(51) Tristan Walch</b>			
1	1:08.603	+4.357	17:30:23.964
2	1:06.796	+2.550	17:31:30.760
3	1:06.832	+2.586	17:32:37.592
4	1:07.138	+2.892	17:33:44.730
5	1:06.414	+2.168	17:34:51.144
6	1:06.053	+1.807	17:35:57.197
7	1:07.694	+3.448	17:37:04.891
8	1:06.070	+1.824	17:38:10.961
9	1:05.962	+1.716	17:39:16.923
10	1:05.793	+1.547	17:40:22.716
11	<b>1:04.246</b>		17:41:26.962
12	1:05.645	+1.399	17:42:32.607

Runde	Rundenzeit	Diff.	Tageszeit
<b>(6) Mika Christiansen</b>			
1	1:35.620	+7.362	17:30:52.265
2	1:50.815	+22.557	17:32:43.080
3	1:33.534	+5.276	17:34:16.614
4	1:32.908	+4.650	17:35:49.522
5	<b>1:28.258</b>		17:37:17.780



### Kart-/Mini Bike Rennen Faßberg

### Rundenliste

Einsteiger Kartbahn Fliegerhorst Faßberg 0,880 Km

Rennen 2 B-Finale 1 08.06.2013 17:26

Rennen (14 Runden) gestartet um 17:28:57

Fahrer	Runden														
	0	1	2	3	4	5	6	7	8	9	10	11	12	13	14
Elias Celik (21)	1	21	89	89	89	89	89	89	21	21	21	21	21	21	21
Patryk Medwediuk (89)	2	89	21	21	21	21	21	89	89	89	89	89	89	89	89
Michelangelo Frate (53)	3	53	53	53	53	53	53	53	53	53	53	53	53	53	53
Nina Castellano (2)	4	2	2	2	2	2	2	2	2	2	2	2	2	2	2
Nick Filler (3)	5	3	3	3	3	3	3	3	3	3	3	3	3	3	3
Tristan Walch (51)	6	51	51	51	51	51	51	51	51	51	51	51	51	51	51
Mika Christiansen (6)	7	6	6	6	6	6	6								

### Kart-/Mini Bike Rennen Faßberg

Einsteiger

Kartbahn Fliegerhorst Faßberg 0,880 Km

Warm up Teilnehmer A-Finale

09.06.2013 09:57

Training gestartet um 9:57:01

Pos.	Nr.	Klasse	Name	Ort	Bewerber	Beste Zeit	Diff.	Rnd.	In Rd.	km/h	Abstand
1	50	E100	Ondrej Vostatek	CZE-Prague 4	COMPOS Racing Team	49.398		11	10	64,132	
2	16	E100	Sophia Liebschner	GER-Untersiemau	ADAC TEAM Nordbayern e.V	49.663	0.265	11	5	63,790	0.265
3	7	E100	Joshua Bauer	GER-Limbach/Vogtland	ADAC Sachsen Leistungszen	50.175	0.777	10	9	63,139	0.512
4	9	E100	Timon Salewski	GER-Bardowick	Team Müller Motorradteile	50.609	1.211	10	10	62,598	0.434
5	20	E100	Aaron Schäfer	GER-Schorndorf-Buhlbronn	ADAC Württemberg e.V	50.958	1.560	10	5	62,169	0.349
6	4	E100	Valentin Frühauf	GER-Fraureuth	ADAC Racing Team AMC Sar	51.057	1.659	9	9	62,048	0.099
7	1	E100	Nicolas Czyba	GER-Oelsnitz	ADAC Racing Team AMC Sar	51.322	1.924	10	9	61,728	0.265
8	10	E100	Troy Bude	GER-Pößneck	Beinlich Racing Team e.V.	51.451	2.053	10	10	61,573	0.129
9	25	E100	Jan-Ole Jähnig	GER-Saara OT Lehdorf	jähnig metal racing team	51.577	2.179	10	6	61,423	0.126
10	18	E100	Max Zachmann	GER-Remchingen	AMC Ettlingen e.V./ADAC No	51.628	2.230	9	9	61,362	0.051
11	37	E100	Marco Fetz	GER-Merkendorf	ADAC TEAM Nordbayern e.V	51.732	2.334	10	10	61,239	0.104
12	8	E100	Lukas Franke	GER-Naumburg	ADAC Racing Team AMC Sar	51.895	2.497	10	7	61,046	0.163
13	52	E100	Petr Svoboda	CZE-Ostrova?ice	-	51.971	2.573	10	5	60,957	0.076
14	11	E100	Nicholas Niemann	GER-Borsdorf	ADAC Sachsen Leistungszen	51.976	2.578	10	9	60,951	0.005
15	15	E100	Paul Fröde	GER-Hohenstein-Ernstthal	ADAC Racingteam AMC Sari	52.534	3.136	8	7	60,304	0.558
16	27	E50	Lucas Schaba	GER-Münzenberg	Beinlich Racing Team e.V.	52.821	3.423	9	9	59,976	0.287
17	23	E100	Mauro Herget	GER-Karlstadt am Main	ADAC TEAM Nordbayern e.V	52.935	3.537	9	9	59,847	0.114
18	17	E50	Micky Winkler	GER-Schleiz	Beinlich Racing Team e.V.	53.124	3.726	9	9	59,634	0.189
19	5	E100	Benjamin Hagmaier	GER-Neulingen	AMC Ettlingen e.V./ADAC No	53.391	3.993	10	6	59,336	0.267
20	12	E100	Noel Cosic	GER-Hainburg	AMC Ettlingen e.V.	54.376	4.978	10	10	58,261	0.985

### Kart-/Mini Bike Rennen Faßberg

Einsteiger

Kartbahn Fliegerhorst Faßberg 0,880 Km

Warm up Teilnehmer A-Finale

09.06.2013 09:57

Training gestartet um 9:57:01

Pos.	Nr.	Klasse	Name	Ort	Bewerber	Beste Zeit	Diff.	Rnd.	In Rd.	km/h	Abstand
<b>E100</b>											
1	50	E100	Ondrej Vostatek	CZE-Prague 4	COMPOS Racing Team	49.398		11	10	64,132	
2	16	E100	Sophia Liebschner	GER-Untersiemau	ADAC TEAM Nordbayern e.V	49.663	0.265	11	5	63,790	0.265
3	7	E100	Joshua Bauer	GER-Limbach/Vogtland	ADAC Sachsen Leistungszen	50.175	0.777	10	9	63,139	0.512
4	9	E100	Timon Salewski	GER-Bardowick	Team Müller Motorradteile	50.609	1.211	10	10	62,598	0.434
5	20	E100	Aaron Schäfer	GER-Schorndorf-Buhlbronn	ADAC Württemberg e.V	50.958	1.560	10	5	62,169	0.349
6	4	E100	Valentin Frühauf	GER-Fraureuth	ADAC Racing Team AMC Sar	51.057	1.659	9	9	62,048	0.099
7	1	E100	Nicolas Czyba	GER-Oelsnitz	ADAC Racing Team AMC Sar	51.322	1.924	10	9	61,728	0.265
8	10	E100	Troy Bude	GER-Pößneck	Beinlich Racing Team e.V.	51.451	2.053	10	10	61,573	0.129
9	25	E100	Jan-Ole Jähnig	GER-Saara OT Lehndorf	jähnig metal racing team	51.577	2.179	10	6	61,423	0.126
10	18	E100	Max Zachmann	GER-Remchingen	AMC Ettlingen e.V./ADAC No	51.628	2.230	9	9	61,362	0.051
11	37	E100	Marco Fetz	GER-Merkendorf	ADAC TEAM Nordbayern e.V	51.732	2.334	10	10	61,239	0.104
12	8	E100	Lukas Franke	GER-Naumburg	ADAC Racing Team AMC Sar	51.895	2.497	10	7	61,046	0.163
13	52	E100	Petr Svoboda	CZE-Ostrova?ice	-	51.971	2.573	10	5	60,957	0.076
14	11	E100	Nicholas Niemann	GER-Borsdorf	ADAC Sachsen Leistungszen	51.976	2.578	10	9	60,951	0.005
15	15	E100	Paul Fröde	GER-Hohenstein-Ernstthal	ADAC Racingteam AMC Sari	52.534	3.136	8	7	60,304	0.558
16	23	E100	Mauro Herget	GER-Karlstadt am Main	ADAC TEAM Nordbayern e.V	52.935	3.537	9	9	59,847	0.401
17	5	E100	Benjamin Hagmaier	GER-Neulingen	AMC Ettlingen e.V./ADAC No	53.391	3.993	10	6	59,336	0.456
18	12	E100	Noel Cosic	GER-Hainburg	AMC Ettlingen e.V.	54.376	4.978	10	10	58,261	0.985

### E50

1	27	E50	Lucas Schaba	GER-Münzenberg	Beinlich Racing Team e.V.	52.821		9	9	59,976	
2	17	E50	Micky Winkler	GER-Schleiz	Beinlich Racing Team e.V.	53.124	0.303	9	9	59,634	0.303



### Kart-/Mini Bike Rennen Faßberg

Einsteiger

Kartbahn Fliegerhorst Faßberg 0,880 Km

Warm up Teilnehmer A-Finale

09.06.2013 09:57

Training gestartet um 9:57:01

Runde	Rundenzeit	Diff.	Tageszeit
8	53.318	+0.383	10:06:16.582
9	<b>52.935</b>		10:07:09.517

Runde	Rundenzeit	Diff.	Tageszeit
-------	------------	-------	-----------

Runde	Rundenzeit	Diff.	Tageszeit
-------	------------	-------	-----------

(17) Micky Winkler

1	1:10.098	+16.974	9:59:19.992
2	1:26.176	+33.052	10:00:46.168
3	57.011	+3.887	10:01:43.179
4	55.546	+2.422	10:02:38.725
5	54.679	+1.555	10:03:33.404
6	54.405	+1.281	10:04:27.809
7	53.709	+0.585	10:05:21.518
8	53.262	+0.138	10:06:14.780
9	<b>53.124</b>		10:07:07.904

(5) Benjamin Hagmaier

1	1:01.708	+8.317	9:58:59.801
2	58.846	+5.455	9:59:58.647
3	59.850	+6.459	10:00:58.497
4	56.631	+3.240	10:01:55.128
5	54.273	+0.882	10:02:49.401
6	<b>53.391</b>		10:03:42.792
7	54.200	+0.809	10:04:36.992
8	53.412	+0.021	10:05:30.404
9	53.762	+0.371	10:06:24.166
10	54.265	+0.874	10:07:18.431

(12) Noel Cosic

1	1:01.783	+7.407	9:59:00.178
2	1:09.233	+14.857	10:00:09.411
3	57.959	+3.583	10:01:07.370
4	57.493	+3.117	10:02:04.863
5	56.478	+2.102	10:03:01.341
6	1:00.455	+6.079	10:04:01.796
7	55.544	+1.168	10:04:57.340
8	54.591	+0.215	10:05:51.931
9	54.631	+0.255	10:06:46.562
10	<b>54.376</b>		10:07:40.938

### Kart-/Mini Bike Rennen Faßberg

Einsteiger

Kartbahn Fliegerhorst Faßberg 0,880 Km

Warm up Teilnehmer B-Finale

09.06.2013 10:17

Training gestartet um 10:10:33

Pos.	Nr.	Klasse	Name	Ort	Bewerber	Beste Zeit	Diff.	Rnd.	In Rd.	km/h	Abstand
1	89	E50	Patryk Medwediuk	GER-Friedberg	ADAC Hessen-Thüringen/MS	54.314		10	7	58,328	
2	21	E50	Elias Celik	GER-Ober-Ramstadt	Amc Ettlingen	54.689	0.375	10	8	57,928	0.375
3	2	E100	Nina Castellano	GER-Karlsruhe	AMC Ettlingen e.V./ADAC No	55.060	0.746	9	8	57,537	0.371
4	53	E50	Michelangelo Frate	ITA-München	ADAC Team Südbayern e.V.	56.104	1.790	10	10	56,467	1.044
5	3	E50	Nick Filler	GER-Neustadt an der Orla	Beinlich Racing Team e.V.	1:01.473	7.159	9	5	51,535	5.369
6	51	E50	Tristan Walch	AUT-Lechaschau	-	1:01.966	7.652	9	5	51,125	0.493

### Kart-/Mini Bike Rennen Faßberg

Einsteiger Kartbahn Fliegerhorst Faßberg 0,880 Km

Warm up Teilnehmer B-Finale 09.06.2013 10:17

Training gestartet um 10:10:33

Pos.	Nr.	Klasse	Name	Ort	Bewerber	Beste Zeit	Diff.	Rnd.	In Rd.	km/h	Abstand
------	-----	--------	------	-----	----------	------------	-------	------	--------	------	---------

#### E100

1	2	E100	Nina Castellano	GER-Karlsruhe	AMC Ettlingen e.V./ADAC No	55.060		9	8	57,537	
---	---	------	-----------------	---------------	----------------------------	--------	--	---	---	--------	--

#### E50

1	89	E50	Patryk Medwediuk	GER-Friedberg	ADAC Hessen-Thüringen/MS	54.314		10	7	58,328	
2	21	E50	Elias Celik	GER-Ober-Ramstadt	Amc Ettlingen	54.689	0.375	10	8	57,928	0.375
3	53	E50	Michelangelo Frate	ITA-München	ADAC Team Südbayern e.V.	56.104	1.790	10	10	56,467	1.415
4	3	E50	Nick Filler	GER-Neustadt an der Orla	Beinlich Racing Team e.V.	1:01.473	7.159	9	5	51,535	5.369
5	51	E50	Tristan Walch	AUT-Lechaschau	-	1:01.966	7.652	9	5	51,125	0.493

### Kart-/Mini Bike Rennen Faßberg

Einsteiger

Kartbahn Fliegerhorst Faßberg 0,880 Km

Warm up Teilnehmer B-Finale

09.06.2013 10:17

Training gestartet um 10:10:33

Runde	Rundenzeit	Diff.	Tageszeit
<b>(89) Patryk Medwediuk</b>			
1	1:00.911	+6.597	10:12:36.403
2	1:00.739	+6.425	10:13:37.142
3	56.540	+2.226	10:14:33.682
4	56.264	+1.950	10:15:29.946
5	58.504	+4.190	10:16:28.450
6	55.520	+1.206	10:17:23.970
7	<b>54.314</b>		10:18:18.284
8	54.750	+0.436	10:19:13.034
9	55.230	+0.916	10:20:08.264
10	57.839	+3.525	10:21:06.103

Runde	Rundenzeit	Diff.	Tageszeit
<b>(21) Elias Celik</b>			
1	1:01.569	+6.880	10:12:36.147
2	59.281	+4.592	10:13:35.428
3	56.316	+1.627	10:14:31.744
4	57.822	+3.133	10:15:29.566
5	58.508	+3.819	10:16:28.074
6	55.210	+0.521	10:17:23.284
7	54.707	+0.018	10:18:17.991
8	<b>54.689</b>		10:19:12.680
9	55.299	+0.610	10:20:07.979
10	56.518	+1.829	10:21:04.497

Runde	Rundenzeit	Diff.	Tageszeit
<b>(2) Nina Castellano</b>			
1	1:01.865	+6.805	10:12:28.646
2	1:00.122	+5.062	10:13:28.768
3	1:00.253	+5.193	10:14:29.021
4	1:00.092	+5.032	10:15:29.113
5	58.727	+3.667	10:16:27.840
6	1:48.390	+53.330	10:18:16.230
7	56.137	+1.077	10:19:12.367
8	<b>55.060</b>		10:20:07.427
9	59.247	+4.187	10:21:06.674

Runde	Rundenzeit	Diff.	Tageszeit
<b>(53) Michelangelo Frate</b>			
1	1:02.759	+6.655	10:12:35.155
2	1:02.429	+6.325	10:13:37.584
3	59.388	+3.284	10:14:36.972
4	58.425	+2.321	10:15:35.397
5	57.956	+1.852	10:16:33.353
6	57.711	+1.607	10:17:31.064
7	58.982	+2.878	10:18:30.046
8	57.594	+1.490	10:19:27.640
9	57.016	+0.912	10:20:24.656
10	<b>56.104</b>		10:21:20.760

Runde	Rundenzeit	Diff.	Tageszeit
<b>(3) Nick Filler</b>			
1	1:08.109	+6.636	10:12:42.433
2	1:04.240	+2.767	10:13:46.673
3	1:03.293	+1.820	10:14:49.966
4	1:01.871	+0.398	10:15:51.837
5	<b>1:01.473</b>		10:16:53.310
6	1:02.602	+1.129	10:17:55.912
7	1:02.310	+0.837	10:18:58.222
8	1:02.356	+0.883	10:20:00.578
9	1:02.053	+0.580	10:21:02.631

Runde	Rundenzeit	Diff.	Tageszeit
<b>(51) Tristan Walch</b>			
1	1:07.597	+5.631	10:12:42.749
2	1:04.815	+2.849	10:13:47.564
3	1:02.733	+0.767	10:14:50.297
4	1:02.624	+0.658	10:15:52.921
5	<b>1:01.966</b>		10:16:54.887
6	1:03.675	+1.709	10:17:58.562

Runde	Rundenzeit	Diff.	Tageszeit
7	1:02.612	+0.646	10:19:01.174
8	1:02.577	+0.611	10:20:03.751
9	1:02.179	+0.213	10:21:05.930

Runde	Rundenzeit	Diff.	Tageszeit
-------	------------	-------	-----------



### Kart-/Mini Bike Rennen Faßberg

Einsteiger Kartbahn Fliegerhorst Faßberg 0,880 Km

Rennen 4 A-Finale 2 09.06.2013 11:43

Rennen (16 Runden) gestartet um 11:44:26

Pos.	Nr.	Name	Ort	Bewerber	Rnd.	Gesamtzeit	Abstand	Beste Zeit	Ø km/h	Pkt.
1	50	Ondrej Vostatek	CZE-Prague 4	COMPOS Racing Team	16	13:00.858		47.638	64,913	25
2	37	Marco Fetz	GER-Merkendorf	ADAC TEAM Nordbayern	16	13:05.240	4.382	48.334	64,551	20
3	25	Jan-Ole Jähmig	GER-Saara OT Lehn	jähmig metal racing team	16	13:07.314	2.074	48.392	64,381	16
4	18	Max Zachmann	GER-Remchingen	AMC Ettlingen e.V./ADAC	16	13:08.592	1.278	48.320	64,277	13
5	15	Paul Fröde	GER-Hohenstein-Err	ADAC Racingteam AMC	16	13:10.806	2.214	48.433	64,097	11
6	20	Aaron Schäfer	GER-Schorndorf-Bu	ADAC Württemberg e.V	16	13:16.883	6.077	48.714	63,608	10
7	7	Joshua Bauer	GER-Limbach/Vogtl	ADAC Sachsen Leistungs	16	13:17.004	0.121	48.510	63,598	9
8	9	Timon Salewski	GER-Bardowick	Team Müller Motorradteil	16	13:17.415	0.411	48.855	63,565	8
9	11	Nicholas Niemann	GER-Borsdorf	ADAC Sachsen Leistungs	16	13:24.856	7.441	49.381	62,978	7
10	52	Petr Svoboda	CZE-Ostrova?ice	-	16	13:25.040	0.184	49.234	62,963	6
11	1	Nicolas Czyba	GER-Oelsnitz	ADAC Racing Team AMC	16	13:29.101	4.061	49.549	62,647	5
12	29	Lucas Busch	GER-Dorum	-	16	13:29.385	0.284	49.297	62,625	4
13	16	Sophia Liebschner	GER-Untersiemau	ADAC TEAM Nordbayern	16	13:33.290	3.905	48.982	62,325	3
14	12	Noel Cosic	GER-Hainburg	AMC Ettlingen e.V.	16	13:39.369	6.079	49.950	61,862	2
15	4	Valentin Frühauf	GER-Fraureuth	ADAC Racing Team AMC	16	13:39.919	0.550	49.971	61,821	1
16	5	Benjamin Hagmaier	GER-Neulingen	AMC Ettlingen e.V./ADAC	15	13:10.721	1 Runde	51.017	60,097	0
17	17	Micky Winkler	GER-Schleiz	Beinlich Racing Team e.v	15	13:12.908	2.187	51.794	59,931	25
18	27	Lucas Schaba	GER-Münzenberg	Beinlich Racing Team e.v	15	13:15.842	2.934	51.523	59,710	20
19	8	Lukas Franke	GER-Naumburg	ADAC Racing Team AMC	15	13:26.937	11.095	49.519	58,889	0

Nicht Klassifiziert (75% = 12 Rnd.)

DNF	23	Mauro Herget	GER-Karlstadt am M	ADAC TEAM Nordbayern	14	12:21.325		51.482	59,828	0
DNF	10	Troy Bude	GER-Pöbneck	Beinlich Racing Team e.v	11	9:06.393		48.481	63,778	0

#### Bemerkungen

Gestartet: 21 Gewertet: 19 Nicht gewertet: 2

Vorsprung	Ø km/h	Beste Rundenzeit	km/h	Beste Runde von
4.382	64,913	47.638	66,502	50 - Ondrej Vostatek

Zeitnahme & Auswertung: Camp-Company GmbH, Obmann Ernst Willems, Trier

Orbits

Rennleiter: Zeitnahme:

Reg.Nr. Kart: CK01/13 - MiniBike: r03/13

Aushang:



www.mylaps.com

Ergebnisse vorbehaltlich der technischen Nachuntersuchung.

Lizensiert für Camp Company GmbH

### Kart-/Mini Bike Rennen Faßberg

Einsteiger Kartbahn Fliegerhorst Faßberg 0,880 Km

Rennen 4 A-Finale 2 09.06.2013 11:43

Rennen (16 Runden) gestartet um 11:44:26

Pos.	Nr.	Name	Ort	Bewerber	Rnd.	Gesamtzeit	Abstand	Beste Zeit	Ø km/h	Pkt.
<b>E100</b>										
1	50	Ondrej Vostatek	CZE-Prague 4	COMPOS Racing Team	16	13:00.858		47.638	64,913	25
2	37	Marco Fetz	GER-Merkendorf	ADAC TEAM Nordbayern	16	13:05.240	4.382	48.334	64,551	20
3	25	Jan-Ole Jähning	GER-Saara OT Lehn	jähning metal racing team	16	13:07.314	2.074	48.392	64,381	16
4	18	Max Zachmann	GER-Remchingen	AMC Ettlingen e.V./ADAC	16	13:08.592	1.278	48.320	64,277	13
5	15	Paul Fröde	GER-Hohenstein-Err	ADAC Racingteam AMC	16	13:10.806	2.214	48.433	64,097	11
6	20	Aaron Schäfer	GER-Schorndorf-Bu	ADAC Württemberg e.V	16	13:16.883	6.077	48.714	63,608	10
7	7	Joshua Bauer	GER-Limbach/Vogtl	ADAC Sachsen Leistungs	16	13:17.004	0.121	48.510	63,598	9
8	9	Timon Salewski	GER-Bardowick	Team Müller Motorradteil	16	13:17.415	0.411	48.855	63,565	8
9	11	Nicholas Niemann	GER-Borsdorf	ADAC Sachsen Leistungs	16	13:24.856	7.441	49.381	62,978	7
10	52	Petr Svoboda	CZE-Ostrova?ice	-	16	13:25.040	0.184	49.234	62,963	6
11	1	Nicolas Czyba	GER-Oelsnitz	ADAC Racing Team AMC	16	13:29.101	4.061	49.549	62,647	5
12	29	Lucas Busch	GER-Dorum	-	16	13:29.385	0.284	49.297	62,625	4
13	16	Sophia Liebschner	GER-Untersiemau	ADAC TEAM Nordbayern	16	13:33.290	3.905	48.982	62,325	3
14	12	Noel Cosic	GER-Hainburg	AMC Ettlingen e.V.	16	13:39.369	6.079	49.950	61,862	2
15	4	Valentin Frühauf	GER-Fraureuth	ADAC Racing Team AMC	16	13:39.919	0.550	49.971	61,821	1
16	5	Benjamin Hagmaier	GER-Neulingen	AMC Ettlingen e.V./ADAC	15	13:10.721	1 Runde	51.017	60,097	0
17	8	Lukas Franke	GER-Naumburg	ADAC Racing Team AMC	15	13:26.937	16.216	49.519	58,889	0

Nicht Klassifiziert (75% = 12 Rnd.)

DNF	23	Mauro Herget	GER-Karlstadt am M	ADAC TEAM Nordbayern	14	12:21.325		51.482	59,828	0
DNF	10	Troy Bude	GER-Pöbneck	Beinlich Racing Team e.V	11	9:06.393		48.481	63,778	0

**E50**

1	17	Micky Winkler	GER-Schleiz	Beinlich Racing Team e.V	15	13:12.908		51.794	59,931	25
2	27	Lucas Schaba	GER-Münzenberg	Beinlich Racing Team e.V	15	13:15.842	2.934	51.523	59,710	20

#### Bemerkungen

Gestartet: 21 Gewertet: Nicht gewertet:

Vorsprung	Ø km/h	Beste Rundenzeit	km/h	Beste Runde von
4.382	64,913	47.638	66,502	50 - Ondrej Vostatek

Zeitnahme & Auswertung: Camp-Company GmbH, Obmann Ernst Willems, Trier

Orbits

Rennleiter: Zeitnahme:

Reg.Nr. Kart: CK01/13 - MiniBike: r03/13 Aushang:



www.mylaps.com

Ergebnisse vorbehaltlich der technischen Nachuntersuchung.

Lizensiert für Camp Company GmbH





### Kart-/Mini Bike Rennen Faßberg

Einsteiger Kartbahn Fliegerhorst Faßberg 0,880 Km

Rennen 5 B-Finale 2 09.06.2013 12:01

Rennen (14 Runden) gestartet um 12:15:13

Pos.	Nr.	Name	Ort	Bewerber	Rnd.	Gesamtzeit	Abstand	Beste Zeit	Ø km/h	Pkt.
1	89	Patryk Medwediuk	GER-Friedberg	ADAC Hessen-Thüringen.	14	12:25.529		52.358	59,491	0
2	21	Elias Celik	GER-Ober-Ramstadt	Amc Ettlingen	14	12:37.113	11.584	52.950	58,580	0
3	53	Michelangelo Frate	ITA-München	ADAC Team Südbayern e	14	12:43.968	6.855	53.663	58,055	0
4	2	Nina Castellano	GER-Karlsruhe	AMC Ettlingen e.V./ADAC	14	12:50.055	6.087	53.443	57,596	0
5	3	Nick Filler	GER-Neustadt an der	Beinlich Racing Team e.V.	13	13:15.960	1 Runde	59.402	51,741	0
6	51	Tristan Walch	AUT-Lechaschau	-	13	13:20.963	5.003	1:00.281	51,418	0

Nicht Klassifiziert (75% = 11 Rnd.)

DNS	6	Mika Christiansen	GER-Hamburg	ADAC Team Hansa e.V.						0
-----	---	-------------------	-------------	----------------------	--	--	--	--	--	---

#### Bemerkungen

Gestartet: 6 Gewertet: 6 Nicht gewertet:

Vorsprung	Ø km/h	Beste Rundenzeit	km/h	Beste Runde von
11.584	59,491	52.358	60,507	89 - Patryk Medwediuk

Zeitnahme & Auswertung: Camp-Company GmbH, Obmann Ernst Willems, Trier

Orbits

Rennleiter: Zeitnahme:

Reg.Nr. Kart: CK01/13 - MiniBike: r03/13

Aushang:



www.mylaps.com

Ergebnisse vorbehaltlich der technischen Nachuntersuchung.

Lizensiert für Camp Company GmbH

### Kart-/Mini Bike Rennen Faßberg

Einsteiger Kartbahn Fliegerhorst Faßberg 0,880 Km

Rennen 5 B-Finale 2 09.06.2013 12:01

Rennen (14 Runden) gestartet um 12:15:13

Pos.	Nr.	Name	Ort	Bewerber	Rnd.	Gesamtzeit	Abstand	Beste Zeit	Ø km/h	Pkt.
<b>E100</b>										
1	2	Nina Castellano	GER-Karlsruhe	AMC Ettlingen e.V./ADAC	14	12:50.055		53.443	57,596	0
<b>E50</b>										
1	89	Patryk Medwediuk	GER-Friedberg	ADAC Hessen-Thüringen.	14	12:25.529		52.358	59,491	0
2	21	Elias Celik	GER-Ober-Ramstadt	Amc Ettlingen	14	12:37.113	11.584	52.950	58,580	0
3	53	Michelangelo Frate	ITA-München	ADAC Team Südbayern e	14	12:43.968	6.855	53.663	58,055	0
4	3	Nick Filler	GER-Neustadt an der	Beinlich Racing Team e.V.	13	13:15.960	1 Runde	59.402	51,741	0
5	51	Tristan Walch	AUT-Lechaschau	-	13	13:20.963	5.003	1:00.281	51,418	0
Nicht Klassifiziert (75% = 11 Rnd.)										
DNS	6	Mika Christiansen	GER-Hamburg	ADAC Team Hansa e.V.					-	0

#### Bemerkungen

Gestartet: 6 Gewertet: 6 Nicht gewertet:

Vorsprung	Ø km/h	Beste Rundenzeit	km/h	Beste Runde von
11.584	59,491	52.358	60,507	89 - Patryk Medwediuk

Zeitnahme & Auswertung: Camp-Company GmbH, Obmann Ernst Willems, Trier

Orbits

Rennleiter: Zeitnahme:

Reg.Nr. Kart: CK01/13 - MiniBike: r03/13 Aushang:



www.mylaps.com

Ergebnisse vorbehaltlich der technischen Nachuntersuchung.

Lizensiert für Camp Company GmbH

### Kart-/Mini Bike Rennen Faßberg

Einsteiger

Kartbahn Fliegerhorst Faßberg 0,880 Km

Rennen 5 B-Finale 2

09.06.2013 12:01

Rennen (14 Runden) gestartet um 12:15:13

Runde	Rundenzeit	Diff.	Tageszeit
<b>(89) Patryk Medwediuk</b>			
1	56.099	+3.741	12:16:09.646
2	53.274	+0.916	12:17:02.920
3	53.644	+1.286	12:17:56.564
4	53.500	+1.142	12:18:50.064
5	52.906	+0.548	12:19:42.970
6	52.816	+0.458	12:20:35.786
7	52.672	+0.314	12:21:28.458
8	54.729	+2.371	12:22:23.187
9	52.818	+0.460	12:23:16.005
10	<b>52.358</b>		12:24:08.363
11	52.487	+0.129	12:25:00.850
12	52.764	+0.406	12:25:53.614
13	52.713	+0.355	12:26:46.327
14	52.749	+0.391	12:27:39.076

Runde	Rundenzeit	Diff.	Tageszeit
<b>(21) Elias Celik</b>			
1	56.876	+3.926	12:16:10.664
2	54.802	+1.852	12:17:05.466
3	54.261	+1.311	12:17:59.727
4	54.427	+1.477	12:18:54.154
5	53.992	+1.042	12:19:48.146
6	54.175	+1.225	12:20:42.321
7	53.895	+0.945	12:21:36.216
8	53.236	+0.286	12:22:29.452
9	55.608	+2.658	12:23:25.060
10	53.533	+0.583	12:24:18.593
11	<b>52.950</b>		12:25:11.543
12	53.131	+0.181	12:26:04.674
13	53.011	+0.061	12:26:57.685
14	52.975	+0.025	12:27:50.660

Runde	Rundenzeit	Diff.	Tageszeit
<b>(53) Michelangelo Frate</b>			
1	57.466	+3.803	12:16:11.280
2	54.475	+0.812	12:17:05.755
3	54.290	+0.627	12:18:00.045
4	54.392	+0.729	12:18:54.437
5	53.966	+0.303	12:19:48.403
6	54.325	+0.662	12:20:42.728
7	53.853	+0.190	12:21:36.581
8	<b>53.663</b>		12:22:30.244
9	55.146	+1.483	12:23:25.390
10	55.274	+1.611	12:24:20.664
11	53.863	+0.200	12:25:14.527
12	53.761	+0.098	12:26:08.288
13	54.052	+0.389	12:27:02.340
14	55.175	+1.512	12:27:57.515

Runde	Rundenzeit	Diff.	Tageszeit
<b>(2) Nina Castellano</b>			
1	59.359	+5.916	12:16:14.020
2	56.268	+2.825	12:17:10.288
3	55.345	+1.902	12:18:05.633
4	54.754	+1.311	12:19:00.387
5	54.275	+0.832	12:19:54.662
6	53.791	+0.348	12:20:48.453
7	53.880	+0.437	12:21:42.333
8	54.544	+1.101	12:22:36.877
9	54.390	+0.947	12:23:31.267
10	55.354	+1.911	12:24:26.621
11	54.548	+1.105	12:25:21.169
12	54.098	+0.655	12:26:15.267
13	<b>53.443</b>		12:27:08.710
14	54.892	+1.449	12:28:03.602

**(3) Nick Filler**

Runde	Rundenzeit	Diff.	Tageszeit
1	1:03.617	+4.215	12:16:19.207
2	1:02.801	+3.399	12:17:22.008
3	1:01.401	+1.999	12:18:23.409
4	1:00.546	+1.144	12:19:23.955
5	1:00.729	+1.327	12:20:24.684
6	1:00.094	+0.692	12:21:24.778
7	1:00.009	+0.607	12:22:24.787
8	<b>59.402</b>		12:23:24.189
9	1:00.559	+1.157	12:24:24.748
10	1:03.176	+3.774	12:25:27.924
11	1:00.312	+0.910	12:26:28.236
12	1:00.208	+0.806	12:27:28.444
13	1:01.063	+1.661	12:28:29.507

Runde	Rundenzeit	Diff.	Tageszeit
<b>(51) Tristan Walch</b>			
1	1:03.826	+3.545	12:16:19.630
2	1:03.115	+2.834	12:17:22.745
3	1:01.111	+0.830	12:18:23.856
4	1:01.148	+0.867	12:19:25.004
5	1:00.717	+0.436	12:20:25.721
6	1:00.908	+0.627	12:21:26.629
7	1:01.640	+1.359	12:22:28.269
8	1:01.151	+0.870	12:23:29.420
9	1:00.906	+0.625	12:24:30.326
10	1:01.566	+1.285	12:25:31.892
11	1:01.760	+1.479	12:26:33.652
12	1:00.577	+0.296	12:27:34.229
13	<b>1:00.281</b>		12:28:34.510



### Kart-/Mini Bike Rennen Faßberg

### Rundenliste

Einsteiger

Kartbahn Fliegerhorst Faßberg 0,880 Km

Rennen 4 A-Finale 2

09.06.2013 11:43

Rennen (16 Runden) gestartet um 11:44:26

Fahrer	Runden																
	0	1	2	3	4	5	6	7	8	9	10	11	12	13	14	15	16
Ondrej Vostatek (50)	1	50	50	50	50	50	50	50	50	50	50	50	50	50	50	50	50
Marco Fetz (37)	2	37	37	37	37	37	37	37	37	37	37	37	37	37	37	37	37
Jan-Ole Jähmig (25)	3	25	25	25	25	25	25	25	25	25	25	25	25	25	25	25	25
Paul Fröde (15)	4	15	15	15	15	15	15	15	15	15	18	18	18	18	18	18	18
Max Zachmann (18)	5	18	18	18	18	18	18	18	18	18	15	15	15	15	15	15	15
Joshua Bauer (7)	6	7	7	7	7	7	7	7	7	7	7	7	7	7	7	7	20
Timon Salewski (9)	7	9	20	20	20	20	10	10	10	10	10	10	20	20	20	20	7
Troy Bude (10)	8	10	10	10	10	10	20	20	20	20	20	20	9	9	9	9	9
Aaron Schäfer (20)	9	20	9	9	9	9	9	9	9	9	9	9	52	11	11	11	11
Noel Cosic (12)	10	12	8	8	8	8	8	8	52	52	52	52	52	11	52	52	52
Sophia Liebschner (16)	11	16	11	11	52	52	52	52	8	8	8	8	11	1	1	1	1
Nicolas Czyba (1)	12	1	52	52	11	11	11	11	11	11	11	11	8	29	29	29	29
Lukas Franke (8)	13	8	12	12	16	16	16	16	16	16	16	16	16	16	16	16	16
Petr Svoboda (52)	14	52	1	16	12	1	1	1	1	1	1	1	1	12	12	12	12
Valentin Frühauf (4)	15	4	16	1	1	12	12	12	29	29	29	29	29	4	4	4	4
Nicholas Niemann (11)	16	11	29	29	29	29	29	29	12	12	12	12	12	17	5	5	5
Lucas Busch (29)	17	29	17	4	4	4	4	4	4	4	4	4	4	23	17	17	17
Micky Winkler (17)	18	17	4	17	17	17	17	17	17	17	17	17	17	5	23	23	27
Mauro Herget (23)	19	23	27	27	27	27	23	23	23	23	23	23	23	27	27	27	8
Lucas Schaba (27)	20	27	23	23	23	23	27	27	5	5	5	5	5	8	8	8	
Benjamin Hagmaier (5)	21	5	5	5	5	5	5	5	27	27	27	27	27	27	27	27	



### Kart-/Mini Bike Rennen Faßberg

### Rundenliste

Einsteiger Kartbahn Fliegerhorst Faßberg 0,880 Km

Rennen 5 B-Finale 2 09.06.2013 12:01

Rennen (14 Runden) gestartet um 12:15:13

Fahrer	Runden														
	0	1	2	3	4	5	6	7	8	9	10	11	12	13	14
Patryk Medwediuk (89)	1	89	89	89	89	89	89	89	89	89	89	89	89	89	89
Elias Celik (21)	2	21	21	21	21	21	21	21	21	21	21	21	21	21	21
Michelangelo Frate (53)	3	53	53	53	53	53	53	53	53	53	53	53	53	53	53
Nina Castellano (2)	4	2	2	2	2	2	2	2	2	2	2	2	2	2	2
Nick Filler (3)	5	3	3	3	3	3	3	3	3	3	3	3	3	3	3
Tristan Walch (51)	6	51	51	51	51	51	51	51	51	51	51	51	51	51	51
-	7														