

Kart-/Mini Bike Rennen Faßberg

Nachwuchs

Kartbahn Fliegerhorst Faßberg 0,880 Km

Freies Training

08.06.2013 09:45

Training gestartet um 9:45:01

Pos.	Nr.	Klasse	Name	Ort	Bewerber	Beste Zeit	Diff.	Rnd.	In Rd.	km/h	Abstand
1	38	N	Kevin Orgis	GER-Arnsdorf	ADAC Sachsen Leistungszten	46.106		23	23	68,711	
2	35	N	Tim Georgi	GER-Berlin	ADAC Berlin Brandenburg/M	46.451	0.345	22	11	68,201	0.345
3	31	N	Dennis-Norick Stelzer	GER-Dohma	ADAC Sachsen e.V.	46.682	0.576	24	15	67,863	0.231
4	56	N	Filip Salac	CZE-Vsejany	salacracing s.r.o	46.740	0.634	17	16	67,779	0.058
5	43	N	Pedro John	GER-Ulm	ADAC Württemberg e.V	46.817	0.711	19	15	67,668	0.077
6	26	N	Toni Erhard	GER-Schwarzenberg	ADAC Sachsen e.V./Erhard-F	47.151	1.045	23	8	67,188	0.334
7	57	N	Sven Grevink	NED-Klazienaveen		47.210	1.104	22	20	67,104	0.059
8	55	N	Peetu Paavilainen	FIN-Kotka	Ajo motorsport junior projek	47.445	1.339	21	17	66,772	0.235
9	24	N	Leon Orgis	GER-Arnsdorf	ADAC Racingteam AMC Sari	47.521	1.415	22	20	66,665	0.076
10	34	N	Jonas Hähle	GER-Erlbach-Kirchberg	ADAC Racingteam AMC Sari	47.587	1.481	23	7	66,573	0.066
11	30	N	Moritz Jenkner	GER-Hohenstein-Ernstthal	ADAC Sachsen e.V./Racespa	47.601	1.495	23	18	66,553	0.014
12	14	N	Dirk Geiger	GER-Mannheim	AMC Ettlingen e.V./ADAC No	47.805	1.699	14	9	66,269	0.204
13	44	N	Adrian Hähle	GER-Erlbach-Kirchberg	ADAC Racing Team AMC Sar	47.969	1.863	24	14	66,043	0.164
14	54	N	Sander Kroeze	NED-Mussel		48.169	2.063	20	16	65,768	0.200
15	28	N	Dominic Kaßner	GER-Chemnitz	ADAC Sachsen e.V.	48.370	2.264	24	22	65,495	0.201
16	19	N	Leon Czichos	GER-Stadland	ADAC Team Weser-Ems e.V.	48.627	2.521	22	18	65,149	0.257
17	32	N	Colin Hufnagel	GER-Erzhausen	ADAC Hessen-Thüringen/MS	49.077	2.971	24	18	64,552	0.450
18	99	N	Tom-Luca Sütcü	GER-Mücke	ADAC HessenThüringen/AM	49.128	3.022	23	14	64,485	0.051
19	36	N	Phillip Jork	GER-Naumburg	ADAC Hessen-Thüringen e.V	49.178	3.072	22	11	64,419	0.050
20	41	N	Jennifer Küther	GER-Höchstädt	ADAC Team Südbayern e.V.	49.694	3.588	21	16	63,750	0.516
21	42	N	Valentino Frankenberger	GER-Thüngen	ADAC TEAM Nordbayern e.V	49.766	3.660	22	19	63,658	0.072
22	39	N	Selina Liebschner	GER-Untersiemau	ADAC TEAM Nordbayern e.V	50.681	4.575	20	17	62,509	0.915

Kart-/Mini Bike Rennen Faßberg

Nachwuchs

Kartbahn Fliegerhorst Faßberg 0,880 Km

Freies Training

08.06.2013 09:45

Training gestartet um 9:45:01

Runde	Rundenzeit	Diff.	Tageszeit
20	49.266	+0.189	10:02:23.083
21	51.757	+2.680	10:03:14.840
22	50.164	+1.087	10:04:05.004
23	49.821	+0.744	10:04:54.825
24	50.162	+1.085	10:05:44.987

(99) Tom-Luca Sütücü

Runde	Rundenzeit	Diff.	Tageszeit
1	56.834	+7.706	9:46:55.079
2	53.282	+4.154	9:47:48.361
3	52.992	+3.864	9:48:41.353
4	51.791	+2.663	9:49:33.144
5	49.705	+0.577	9:50:22.849
6	49.890	+0.762	9:51:12.739
7	49.933	+0.805	9:52:02.672
8	49.917	+0.789	9:52:52.589
9	49.772	+0.644	9:53:42.361
10	49.881	+0.753	9:54:32.242
11	50.008	+0.880	9:55:22.250
12	49.627	+0.499	9:56:11.877
13	49.942	+0.814	9:57:01.819
14	49.128		9:57:50.947
15	49.414	+0.286	9:58:40.361
16	49.490	+0.362	9:59:29.851
17	49.238	+0.110	10:00:19.089
18	1:10.398	+21.270	10:01:29.487
19	53.326	+4.198	10:02:22.813
20	51.492	+2.364	10:03:14.305
21	49.767	+0.639	10:04:04.072
22	50.002	+0.874	10:04:54.074
23	50.715	+1.587	10:05:44.789

(36) Philip Jork

Runde	Rundenzeit	Diff.	Tageszeit
1	53.196	+4.018	9:46:47.153
2	51.482	+2.304	9:47:38.635
3	50.467	+1.289	9:48:29.102
4	50.121	+0.943	9:49:19.223
5	49.558	+0.380	9:50:08.781
6	50.314	+1.136	9:50:59.095
7	49.594	+0.416	9:51:48.689
8	49.397	+0.219	9:52:38.086
9	49.738	+0.560	9:53:27.824
10	49.272	+0.094	9:54:17.096
11	49.178		9:55:06.274
12	49.237	+0.059	9:55:55.511
13	49.238	+0.060	9:56:44.749
14	49.215	+0.037	9:57:33.964
15	49.714	+0.536	9:58:23.678
16	1:34.216	+45.038	9:59:57.894
17	49.821	+0.643	10:00:47.715
18	49.700	+0.522	10:01:37.415
19	49.461	+0.283	10:02:26.876
20	51.052	+1.874	10:03:17.928
21	49.684	+0.506	10:04:07.612
22	49.541	+0.363	10:04:57.153

(41) Jennifer Küther

Runde	Rundenzeit	Diff.	Tageszeit
1	54.034	+4.340	9:46:50.122
2	52.016	+2.322	9:47:42.138
3	51.450	+1.756	9:48:33.588
4	1:19.927	+30.233	9:49:53.515
5	50.792	+1.098	9:50:44.307
6	49.964	+0.270	9:51:34.271
7	50.449	+0.755	9:52:24.720
8	51.108	+1.414	9:53:15.828
9	51.485	+1.791	9:54:07.313
10	50.755	+1.061	9:54:58.068

Runde	Rundenzeit	Diff.	Tageszeit
11	49.984	+0.290	9:55:48.052
12	50.135	+0.441	9:56:38.187
13	1:55.992	+1:06.298	9:58:34.179
14	51.091	+1.397	9:59:25.270
15	50.711	+1.017	10:00:15.981
16	49.694		10:01:05.675
17	49.907	+0.213	10:01:55.582
18	49.815	+0.121	10:02:45.397
19	49.930	+0.236	10:03:35.327
20	50.484	+0.790	10:04:25.811
21	50.624	+0.930	10:05:16.435

(42) Valentino Frankenberger

Runde	Rundenzeit	Diff.	Tageszeit
1	57.054	+7.288	9:46:55.977
2	54.479	+4.713	9:47:50.456
3	52.988	+3.222	9:48:43.444
4	53.025	+3.259	9:49:36.469
5	53.827	+4.061	9:50:30.296
6	51.678	+1.912	9:51:21.974
7	51.904	+2.138	9:52:13.878
8	51.388	+1.622	9:53:05.266
9	51.986	+2.220	9:53:57.252
10	1:27.684	+37.918	9:55:24.936
11	50.731	+0.965	9:56:15.667
12	50.398	+0.632	9:57:06.065
13	50.487	+0.721	9:57:56.552
14	50.815	+1.049	9:58:47.367
15	50.239	+0.473	9:59:37.606
16	50.326	+0.560	10:00:27.932
17	49.953	+0.187	10:01:17.885
18	50.167	+0.401	10:02:08.052
19	49.766		10:02:57.818
20	50.202	+0.436	10:03:48.020
21	49.920	+0.154	10:04:37.940
22	49.938	+0.172	10:05:27.878

(39) Selina Liebschner

Runde	Rundenzeit	Diff.	Tageszeit
1	56.141	+5.460	9:46:55.562
2	53.516	+2.835	9:47:49.078
3	52.725	+2.044	9:48:41.803
4	51.953	+1.272	9:49:33.756
5	51.562	+0.881	9:50:25.318
6	52.415	+1.734	9:51:17.733
7	51.365	+0.684	9:52:09.098
8	1:06.641	+15.960	9:53:15.739
9	51.449	+0.768	9:54:07.188
10	50.783	+0.102	9:54:57.971
11	51.535	+0.854	9:55:49.506
12	51.114	+0.433	9:56:40.620
13	51.206	+0.525	9:57:31.826
14	50.955	+0.274	9:58:22.781
15	51.053	+0.372	9:59:13.834
16	51.601	+0.920	10:00:05.435
17	50.681		10:00:56.116
18	50.954	+0.273	10:01:47.070
19	51.600	+0.919	10:02:38.670
20	51.473	+0.792	10:03:30.143



Kart-/Mini Bike Rennen Faßberg

Nachwuchs

Kartbahn Fliegerhorst Faßberg 0,880 Km

1. Zeittraining

08.06.2013 12:02

Qualifikation gestartet um 12:02:07

Pos.	Nr.	Klasse	Name	Ort	Bewerber	Beste Zeit	Diff.	Rnd.	In Rd.	km/h	Abstand
1	56	N	Filip Salac	CZE-Vsejany	salacracing s.r.o	45.672		13	9	69,364	
2	38	N	Kevin Orgis	GER-Arnsdorf	ADAC Sachsen Leistungszen	45.922	0.250	24	12	68,987	0.250
3	35	N	Tim Georgi	GER-Berlin	ADAC Berlin Brandenburg/M	46.169	0.497	23	9	68,617	0.247
4	43	N	Pedro John	GER-Ulm	ADAC Württemberg e.V	46.208	0.536	25	10	68,560	0.039
5	31	N	Dennis-Norick Stelzer	GER-Dohma	ADAC Sachsen e.V.	46.676	1.004	25	25	67,872	0.468
6	55	N	Peetu Paavilainen	FIN-Kotka	Ajo motorsport junior projek	46.781	1.109	21	5	67,720	0.105
7	26	N	Toni Erhard	GER-Schwarzenberg	ADAC Sachsen e.V./Erhard-F	46.942	1.270	24	15	67,488	0.161
8	57	N	Sven Grevink	NED-Klazienaveen		46.993	1.321	25	11	67,414	0.051
9	34	N	Jonas Hähle	GER-Erlbach-Kirchberg	ADAC Racingteam AMC Sari	47.394	1.722	25	13	66,844	0.401
10	24	N	Leon Orgis	GER-Arnsdorf	ADAC Racingteam AMC Sari	47.449	1.777	24	20	66,766	0.055
11	54	N	Sander Kroeze	NED-Mussel		47.630	1.958	23	22	66,513	0.181
12	30	N	Moritz Jenkner	GER-Hohenstein-Ernstthal	ADAC Sachsen e.V./Racespa	47.706	2.034	24	13	66,407	0.076
13	44	N	Adrian Hähle	GER-Erlbach-Kirchberg	ADAC Racing Team AMC Sar	47.754	2.082	26	13	66,340	0.048
14	99	N	Tom-Luca Sütcü	GER-Mücke	ADAC HessenThüringen/AM	47.968	2.296	21	9	66,044	0.214
15	28	N	Dominic Kaßner	GER-Chemnitz	ADAC Sachsen e.V.	47.992	2.320	26	3	66,011	0.024
16	14	N	Dirk Geiger	GER-Mannheim	AMC Ettlingen e.V./ADAC No	48.037	2.365	1	1	65,949	0.045
17	19	N	Leon Czichos	GER-Stadland	ADAC Team Weser-Ems e.V.	48.219	2.547	24	9	65,700	0.182
18	36	N	Philip Jork	GER-Naumburg	ADAC Hessen-Thüringen e.V	48.409	2.737	25	21	65,442	0.190
19	32	N	Colin Hufnagel	GER-Erzhausen	ADAC Hessen-Thüringen/MS	48.740	3.068	25	6	64,998	0.331
20	42	N	Valentino Frankenberger	GER-Thüngen	ADAC TEAM Nordbayern e.V	48.799	3.127	23	20	64,919	0.059
21	41	N	Jennifer Küther	GER-Höchstädt	ADAC Team Südbayern e.V.	48.898	3.226	25	5	64,788	0.099
22	39	N	Selina Liebschner	GER-Untersiema	ADAC TEAM Nordbayern e.V	50.224	4.552	24	20	63,077	1.326

Kart-/Mini Bike Rennen Faßberg

Nachwuchs

Kartbahn Fliegerhorst Faßberg 0,880 Km

1. Zeittraining

08.06.2013 12:02

Qualifikation gestartet um 12:02:07

Runde	Rundenzeit	Diff.	Tageszeit
13	48.281	+0.062	12:13:27.763
14	48.768	+0.549	12:14:16.531
15	48.424	+0.205	12:15:04.955
16	50.870	+2.651	12:15:55.825
17	1:15.916	+27.697	12:17:11.741
18	50.854	+2.635	12:18:02.595
19	48.758	+0.539	12:18:51.353
20	48.415	+0.196	12:19:39.768
21	48.586	+0.367	12:20:28.354
22	48.473	+0.254	12:21:16.827
23	48.288	+0.069	12:22:05.115
24	48.273	+0.054	12:22:53.388

(36) Philip Jork

1	51.860	+3.451	12:03:31.721
2	50.305	+1.896	12:04:22.026
3	49.903	+1.494	12:05:11.929
4	49.394	+0.985	12:06:01.323
5	49.132	+0.723	12:06:50.455
6	49.287	+0.878	12:07:39.742
7	57.618	+9.209	12:08:37.360
8	50.751	+2.342	12:09:28.111
9	49.091	+0.682	12:10:17.202
10	48.974	+0.565	12:11:06.176
11	49.213	+0.804	12:11:55.389
12	48.967	+0.558	12:12:44.356
13	48.993	+0.584	12:13:33.349
14	1:04.669	+16.260	12:14:38.018
15	49.095	+0.686	12:15:27.113
16	49.071	+0.662	12:16:16.184
17	49.343	+0.934	12:17:05.527
18	49.085	+0.676	12:17:54.612
19	48.848	+0.439	12:18:43.460
20	48.546	+0.137	12:19:32.006
21	48.409		12:20:20.415
22	50.149	+1.740	12:21:10.564
23	49.092	+0.683	12:21:59.656
24	50.964	+2.555	12:22:50.620
25	49.047	+0.638	12:23:39.667

(32) Colin Hufnagel

1	52.109	+3.369	12:03:28.530
2	49.995	+1.255	12:04:18.525
3	49.452	+0.712	12:05:07.977
4	49.032	+0.292	12:05:57.009
5	48.842	+0.102	12:06:45.851
6	48.740		12:07:34.591
7	48.922	+0.182	12:08:23.513
8	48.903	+0.163	12:09:12.416
9	48.822	+0.082	12:10:01.238
10	49.151	+0.411	12:10:50.389
11	49.041	+0.301	12:11:39.430
12	48.850	+0.110	12:12:28.280
13	48.752	+0.012	12:13:17.032
14	49.374	+0.634	12:14:06.406
15	48.937	+0.197	12:14:55.343
16	48.881	+0.141	12:15:44.224
17	48.772	+0.032	12:16:32.996
18	49.111	+0.371	12:17:22.107
19	49.073	+0.333	12:18:11.180
20	49.415	+0.675	12:19:00.595
21	49.146	+0.406	12:19:49.741
22	49.002	+0.262	12:20:38.743
23	49.991	+1.251	12:21:28.734
24	49.396	+0.656	12:22:18.130
25	49.992	+1.252	12:23:08.122

(42) Valentino Frankenberger

1	52.895	+4.096	12:03:39.655
2	51.698	+2.899	12:04:31.353
3	50.544	+1.745	12:05:21.897
4	49.719	+0.920	12:06:11.616
5	49.571	+0.772	12:07:01.187
6	50.427	+1.628	12:07:51.614
7	49.798	+0.999	12:08:41.412
8	50.619	+1.820	12:09:32.031
9	49.909	+1.110	12:10:21.940
10	49.210	+0.411	12:11:11.150
11	49.188	+0.389	12:12:00.338
12	1:51.020	+1:02.221	12:13:51.358
13	49.746	+0.947	12:14:41.104
14	49.077	+0.278	12:15:30.181
15	49.403	+0.604	12:16:19.584
16	55.910	+7.111	12:17:15.494
17	50.683	+1.884	12:18:06.177
18	50.015	+1.216	12:18:56.192
19	49.331	+0.532	12:19:45.523
20	48.799		12:20:34.322
21	49.392	+0.593	12:21:23.714
22	49.317	+0.518	12:22:13.031
23	49.227	+0.428	12:23:02.258

(41) Jennifer Küther

1	52.739	+3.841	12:03:34.767
2	50.768	+1.870	12:04:25.535
3	49.309	+0.411	12:05:14.844
4	49.264	+0.366	12:06:04.108
5	48.898		12:06:53.006
6	48.917	+0.019	12:07:41.923
7	49.280	+0.382	12:08:31.203
8	1:01.621	+12.723	12:09:32.824
9	49.780	+0.882	12:10:22.604
10	49.785	+0.887	12:11:12.389
11	49.166	+0.268	12:12:01.555
12	50.033	+1.135	12:12:51.588
13	49.371	+0.473	12:13:40.959
14	49.752	+0.854	12:14:30.711
15	49.568	+0.670	12:15:20.279
16	49.418	+0.520	12:16:09.697
17	49.895	+0.997	12:16:59.592
18	49.814	+0.916	12:17:49.406
19	49.991	+1.093	12:18:39.397
20	49.639	+0.741	12:19:29.036
21	50.538	+1.640	12:20:19.574
22	49.936	+1.038	12:21:09.510
23	49.487	+0.589	12:21:58.997
24	50.604	+1.706	12:22:49.601
25	49.474	+0.576	12:23:39.075

(39) Selina Liebschner

1	52.935	+2.711	12:03:36.142
2	52.308	+2.084	12:04:28.450
3	50.504	+0.280	12:05:18.954
4	50.955	+0.731	12:06:09.909
5	50.458	+0.234	12:07:00.367
6	50.556	+0.332	12:07:50.923
7	50.311	+0.087	12:08:41.234
8	50.593	+0.369	12:09:31.827
9	50.702	+0.478	12:10:22.529
10	51.736	+1.512	12:11:14.265
11	1:17.142	+26.918	12:12:31.407
12	51.493	+1.269	12:13:22.900

Zeitnahme & Auswertung: Camp-Company GmbH, Obmann Ernst Willems, Trier

Orbits

Rennleiter: Zeitnahme:

Reg.Nr. Kart: CK01/13 - MiniBike: r03/13

Aushang:



www.mylaps.com

Ergebnisse vorbehaltlich der technischen Nachuntersuchung.

Lizenziert für Camp Company GmbH

Kart-/Mini Bike Rennen Faßberg

Nachwuchs

Kartbahn Fliegerhorst Faßberg 0,880 Km

2. Zeittraining

08.06.2013 15:45

Qualifikation gestartet um 15:42:58

Pos.	Nr.	Klasse	Name	Ort	Bewerber	Beste Zeit	Diff.	Rnd.	In Rd.	km/h	Abstand
1	38	N	Kevin Orgis	GER-Arnsdorf	ADAC Sachsen Leistungszen	45.884		24	24	69,044	
2	56	N	Filip Salac	CZE-Vsejany	salacracing s.r.o	46.044	0.160	14	6	68,804	0.160
3	35	N	Tim Georgi	GER-Berlin	ADAC Berlin Brandenburg/M	46.248	0.364	24	21	68,500	0.204
4	14	N	Dirk Geiger	GER-Mannheim	AMC Ettlingen e.V./ADAC No	46.367	0.483	24	22	68,324	0.119
5	31	N	Dennis-Norick Stelzer	GER-Dohma	ADAC Sachsen e.V.	46.392	0.508	25	12	68,288	0.025
6	55	N	Peetu Paavilainen	FIN-Kotka	Ajo motorsport junior projek	46.556	0.672	21	20	68,047	0.164
7	43	N	Pedro John	GER-Ulm	ADAC Württemberg e.V	46.733	0.849	25	11	67,789	0.177
8	57	N	Sven Grevink	NED-Klazienaveen		46.933	1.049	24	21	67,500	0.200
9	26	N	Toni Erhard	GER-Schwarzenberg	ADAC Sachsen e.V./Erhard-F	47.034	1.150	23	15	67,356	0.101
10	54	N	Sander Kroeze	NED-Mussel		47.089	1.205	22	17	67,277	0.055
11	34	N	Jonas Hähle	GER-Erlbach-Kirchberg	ADAC Racingteam AMC Sari	47.484	1.600	25	16	66,717	0.395
12	24	N	Leon Orgis	GER-Arnsdorf	ADAC Racingteam AMC Sari	47.514	1.630	23	23	66,675	0.030
13	28	N	Dominic Kaßner	GER-Chemnitz	ADAC Sachsen e.V.	47.526	1.642	24	24	66,658	0.012
14	30	N	Moritz Jenkner	GER-Hohenstein-Ernstthal	ADAC Sachsen e.V./Racespa	47.535	1.651	22	14	66,646	0.009
15	44	N	Adrian Hähle	GER-Erlbach-Kirchberg	ADAC Racing Team AMC Sar	47.807	1.923	24	22	66,266	0.272
16	19	N	Leon Czichos	GER-Stadland	ADAC Team Weser-Ems e.V.	48.290	2.406	22	11	65,604	0.483
17	32	N	Colin Hufnagel	GER-Erzhausen	ADAC Hessen-Thüringen/MS	48.479	2.595	24	15	65,348	0.189
18	36	N	Philip Jork	GER-Naumburg	ADAC Hessen-Thüringen e.V	48.561	2.677	24	17	65,238	0.082
19	42	N	Valentino Frankenberger	GER-Thüngen	ADAC TEAM Nordbayern e.V	48.650	2.766	23	23	65,118	0.089
20	99	N	Tom-Luca Sütcü	GER-Mücke	ADAC HessenThüringen/AM	48.935	3.051	23	19	64,739	0.285
21	41	N	Jennifer Küther	GER-Höchstadt	ADAC Team Südbayern e.V.	49.209	3.325	23	12	64,378	0.274
22	39	N	Selina Liebschner	GER-Untersiema	ADAC TEAM Nordbayern e.V	50.291	4.407	23	22	62,993	1.082



Kart-/Mini Bike Rennen Faßberg

Nachwuchs

Kartbahn Fliegerhorst Faßberg 0,880 Km

2. Zeittraining

08.06.2013 15:45

Qualifikation gestartet um 15:42:58

Runde	Rundenzeit	Diff.	Tageszeit
21	48.526	+0.236	16:02:15.949
22	48.566	+0.276	16:03:04.515

(32) Colin Hufnagel			
Runde	Rundenzeit	Diff.	Tageszeit
1	51.399	+2.920	15:44:19.996
2	49.975	+1.496	15:45:09.971
3	49.391	+0.912	15:45:59.362
4	49.054	+0.575	15:46:48.416
5	48.991	+0.512	15:47:37.407
6	49.020	+0.541	15:48:26.427
7	49.065	+0.586	15:49:15.492
8	48.793	+0.314	15:50:04.285
9	49.037	+0.558	15:50:53.322
10	49.338	+0.859	15:51:42.660
11	48.846	+0.367	15:52:31.506
12	48.651	+0.172	15:53:20.157
13	48.787	+0.308	15:54:08.944
14	48.813	+0.334	15:54:57.757
15	48.479		15:55:46.236
16	48.591	+0.112	15:56:34.827
17	49.370	+0.891	15:57:24.197
18	49.795	+1.316	15:58:13.992
19	49.127	+0.648	15:59:03.119
20	48.715	+0.236	15:59:51.834
21	48.872	+0.393	16:00:40.706
22	48.723	+0.244	16:01:29.429
23	48.581	+0.102	16:02:18.010
24	48.774	+0.295	16:03:06.784

(36) Philip Jork			
Runde	Rundenzeit	Diff.	Tageszeit
1	51.333	+2.772	15:44:21.146
2	49.962	+1.401	15:45:11.108
3	49.891	+1.330	15:46:00.999
4	49.710	+1.149	15:46:50.709
5	49.172	+0.611	15:47:39.881
6	49.252	+0.691	15:48:29.133
7	48.876	+0.315	15:49:18.009
8	49.650	+1.089	15:50:07.659
9	49.516	+0.955	15:50:57.175
10	51.661	+3.100	15:51:48.836
11	48.786	+0.225	15:52:37.622
12	48.781	+0.220	15:53:26.403
13	48.960	+0.399	15:54:15.363
14	48.774	+0.213	15:55:04.137
15	48.642	+0.081	15:55:52.779
16	48.702	+0.141	15:56:41.481
17	48.561		15:57:30.042
18	48.754	+0.193	15:58:18.796
19	1:06.745	+18.184	15:59:25.541
20	49.212	+0.651	16:00:14.753
21	48.581	+0.020	16:01:03.334
22	48.673	+0.112	16:01:52.007
23	48.712	+0.151	16:02:40.719
24	48.644	+0.083	16:03:29.363

(42) Valentino Frankenberger			
Runde	Rundenzeit	Diff.	Tageszeit
1	52.752	+4.102	15:44:24.121
2	51.409	+2.759	15:45:15.530
3	50.464	+1.814	15:46:05.994
4	49.923	+1.273	15:46:55.917
5	49.637	+0.987	15:47:45.554
6	49.536	+0.886	15:48:35.090
7	49.748	+1.098	15:49:24.838
8	49.115	+0.465	15:50:13.953
9	49.400	+0.750	15:51:03.353
10	49.178	+0.528	15:51:52.531

Runde	Rundenzeit	Diff.	Tageszeit
11	48.858	+0.208	15:52:41.389
12	49.263	+0.613	15:53:30.652
13	1:41.324	+52.674	15:55:11.976
14	49.052	+0.402	15:56:01.028
15	49.239	+0.589	15:56:50.267
16	49.123	+0.473	15:57:39.390
17	48.770	+0.120	15:58:28.160
18	49.213	+0.563	15:59:17.373
19	50.106	+1.456	16:00:07.479
20	48.897	+0.247	16:00:56.376
21	49.260	+0.610	16:01:45.636
22	49.252	+0.602	16:02:34.888
23	48.650		16:03:23.538

(99) Tom-Luca Sütücü			
Runde	Rundenzeit	Diff.	Tageszeit
1	53.217	+4.282	15:44:23.829
2	52.239	+3.304	15:45:16.068
3	51.354	+2.419	15:46:07.422
4	50.631	+1.696	15:46:58.053
5	50.101	+1.166	15:47:48.154
6	49.377	+0.442	15:48:37.531
7	49.597	+0.662	15:49:27.128
8	50.434	+1.499	15:50:17.562
9	50.752	+1.817	15:51:08.314
10	50.214	+1.279	15:51:58.528
11	50.603	+1.668	15:52:49.131
12	50.218	+1.283	15:53:39.349
13	50.043	+1.108	15:54:29.392
14	49.708	+0.773	15:55:19.100
15	50.401	+1.466	15:56:09.501
16	50.039	+1.104	15:56:59.540
17	49.991	+1.056	15:57:49.531
18	49.953	+1.018	15:58:39.484
19	48.935		15:59:28.419
20	49.082	+0.147	16:00:17.501
21	50.556	+1.621	16:01:08.057
22	1:36.449	+47.514	16:02:44.506
23	50.177	+1.242	16:03:34.683

(41) Jennifer Küther			
Runde	Rundenzeit	Diff.	Tageszeit
1	1:01.044	+11.835	15:44:39.015
2	56.998	+7.789	15:45:36.013
3	52.971	+3.762	15:46:28.984
4	51.226	+2.017	15:47:20.210
5	50.850	+1.641	15:48:11.060
6	49.948	+0.739	15:49:01.008
7	49.584	+0.375	15:49:50.592
8	49.751	+0.542	15:50:40.343
9	49.853	+0.644	15:51:30.196
10	50.087	+0.878	15:52:20.283
11	49.772	+0.563	15:53:10.055
12	49.209		15:53:59.264
13	49.840	+0.631	15:54:49.104
14	50.374	+1.165	15:55:39.478
15	49.623	+0.414	15:56:29.101
16	50.085	+0.876	15:57:19.186
17	1:22.614	+33.405	15:58:41.800
18	49.276	+0.067	15:59:31.076
19	49.615	+0.406	16:00:20.691
20	49.240	+0.031	16:01:09.931
21	49.418	+0.209	16:01:59.349
22	49.771	+0.562	16:02:49.120
23	49.573	+0.364	16:03:38.693

(39) Selina Liebschner			
Runde	Rundenzeit	Diff.	Tageszeit
1	54.069	+3.778	15:44:28.624

Zeitnahme & Auswertung: Camp-Company GmbH, Obmann Ernst Willems, Trier Orbits

Rennleiter:

Zeitnahme:

Reg.Nr. Kart: CK01/13 - MiniBike: r03/13

Aushang:

Ergebnisse vorbehaltlich der technischen Nachuntersuchung.

www.mylaps.com

Lizenziert für Camp Company GmbH

Gedruckt: 08.06.2013 16:04:30

Seite 3/3

Kart-/Mini Bike Rennen Faßberg

Nachwuchs

Kartbahn Fliegerhorst Faßberg 0,880 Km

Zeittraining gesamt

Pos.	Nr.	Klasse	Name	Bewerber	Fabrikat	Gesamtbestzeit	Diff.	R1. Beste Zeit	R2. Beste Zeit
1	56	N	Filip Salac	salacracing s.r.o	Honda/NSF 100	45.672		45.672	46.044
2	38	N	Kevin Orgis	ADAC Sachsen Leistungszentrum	Honda/NSF 100	45.884	0.212	45.922	45.884
3	35	N	Tim Georgi	ADAC Berlin Brandenburg/Motorsport	Honda/NSF 100	46.169	0.497	46.169	46.248
4	43	N	Pedro John	ADAC Württemberg e.V	Honda/NSF 100	46.208	0.536	46.208	46.733
5	14	N	Dirk Geiger	AMC Ettlingen e.V./ADAC Nordbaden e.V.	Honda/NSF 100	46.367	0.695	48.037	46.367
6	31	N	Dennis-Norick Stelzer	ADAC Sachsen e.V.	Honda/NSF 100	46.392	0.720	46.676	46.392
7	55	N	Peetu Paavilainen	Ajo motorsport junior projekt	Honda/NSF 100	46.556	0.884	46.781	46.556
8	57	N	Sven Grevink		Honda/NSF 100	46.933	1.261	46.993	46.933
9	26	N	Toni Erhard	ADAC Sachsen e.V./Erhard-Racing-Team	Honda/NSF 100	46.942	1.270	46.942	47.034
10	54	N	Sander Kroeze		Honda/NSF 100	47.089	1.417	47.630	47.089
11	34	N	Jonas Hähle	ADAC Racingteam AMC Sari e.V.	Honda/NSF 100	47.394	1.722	47.394	47.484
12	24	N	Leon Orgis	ADAC Racingteam AMC Sari e.V.	Honda/NSF 100	47.449	1.777	47.449	47.514
13	28	N	Dominic Kaßner	ADAC Sachsen e.V.	Honda/NSF 100	47.526	1.854	47.992	47.526
14	30	N	Moritz Jenkner	ADAC Sachsen e.V./Racespare.com	Honda/NSF 100	47.535	1.863	47.706	47.535
15	44	N	Adrian Hähle	ADAC Racing Team AMC Sari e.V.	Honda/NSF 100	47.754	2.082	47.754	47.807
16	99	N	Tom-Luca Sütcü	ADAC HessenThüringen/AMC Grünberg	Honda/NSF 100	47.968	2.296	47.968	48.935
17	19	N	Leon Czichos	ADAC Team Weser-Ems e.V.	Honda/NSF 100	48.219	2.547	48.219	48.290
18	36	N	Philip Jork	ADAC Hessen-Thüringen e.V./Beinlich Racing	Honda/NSF 100	48.409	2.737	48.409	48.561
19	32	N	Colin Hufnagel	ADAC Hessen-Thüringen/MSR Rockenberg	Honda/NSF 100	48.479	2.807	48.740	48.479
20	42	N	Valentino Frankenberger	ADAC TEAM Nordbayern e.V.	Honda/NSF 100	48.650	2.978	48.799	48.650
21	41	N	Jennifer Küther	ADAC Team Südbayern e.V.	Honda/NSF 100	48.898	3.226	48.898	49.209
22	39	N	Selina Liebschner	ADAC TEAM Nordbayern e.V.	Honda/NSF 100	50.224	4.552	50.224	50.291

Kart-/Mini Bike Rennen Faßberg


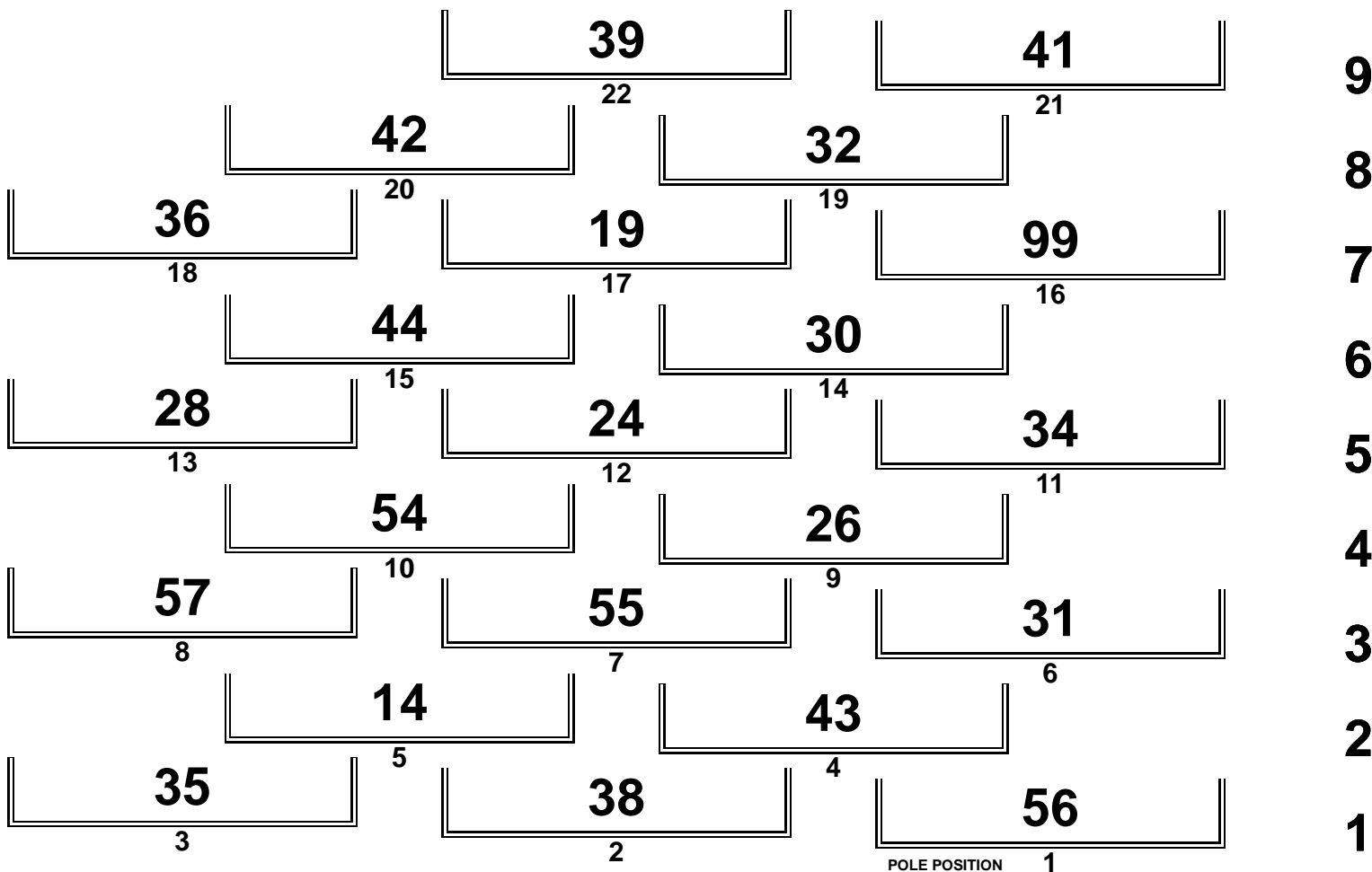
Nachwuchs

Kartbahn Fliegerhorst Faßberg 0,880 Km

Rennen 3 Finale 1

08.06.2013 17:47

Rennen (20 Runden)



Kart-/Mini Bike Rennen Faßberg


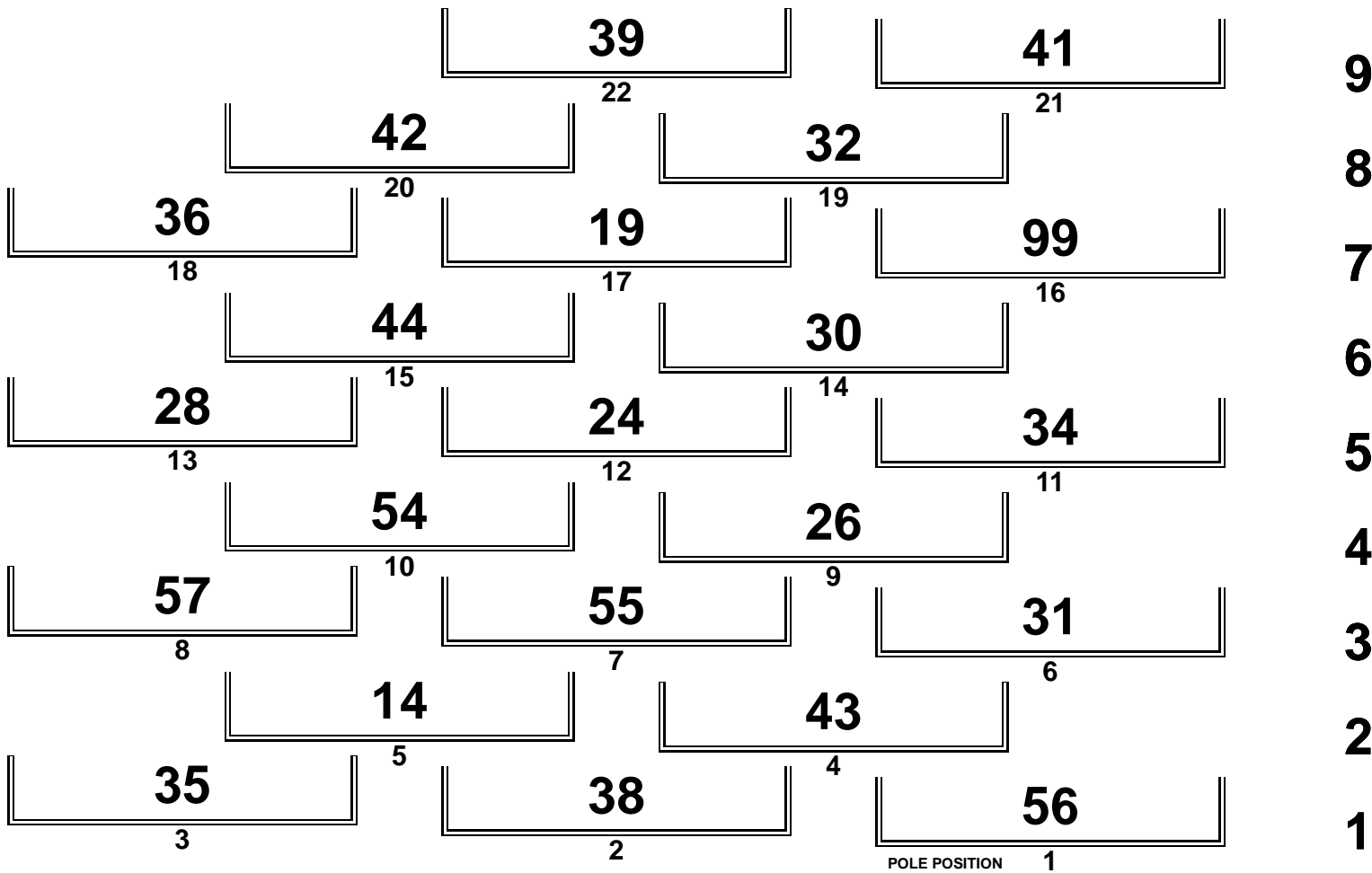
Nachwuchs

Kartbahn Fliegerhorst Faßberg 0,880 Km

Rennen 6 Finale 2

09.06.2013 12:19

Rennen (18 Runden)



Kart-/Mini Bike Rennen Faßberg

Nachwuchs

Kartbahn Fliegerhorst Faßberg 0,880 Km

Rennen 3 Finale 1

08.06.2013 17:47

Rennen (18 Runden) gestartet um 17:49:09

Pos.	Nr.	Name	Ort	Bewerber	Rnd.	Gesamtzeit	Abstand	Beste Zeit	Ø km/h	Pkt.
1	38	Kevin Orgis	GER-Arnsdorf	ADAC Sachsen Leistungs	18	14:00.725		46.180	67,827	25
2	56	Filip Salac	CZE-Vsejany	salacracing s.r.o	18	14:01.239	0.514	45.940	67,786	20
3	35	Tim Georgi	GER-Berlin	ADAC Berlin Brandenbur	18	14:06.385	5.146	46.411	67,374	16
4	31	Dennis-Norick Stelzer	GER-Dohma	ADAC Sachsen e.V.	18	14:08.865	2.480	46.453	67,177	13
5	43	Pedro John	GER-Ulm	ADAC Württemberg e.V	18	14:10.828	1.963	46.526	67,022	11
6	14	Dirk Geiger	GER-Mannheim	AMC Ettlingen e.V./ADAC	18	14:11.017	0.189	46.274	67,007	10
7	55	Peetu Paavilainen	FIN-Kotka	Ajo motorsport junior pro	18	14:19.445	8.428	46.895	66,350	9
8	26	Toni Erhard	GER-Schwarzenberg	ADAC Sachsen e.V./Erhar	18	14:20.962	1.517	46.964	66,233	8
9	57	Sven Grevink	NED-Klazienaveen		18	14:21.025	0.063	46.901	66,228	7
10	54	Sander Kroeze	NED-Mussel		18	14:24.258	3.233	47.098	65,980	6
11	44	Adrian Hähle	GER-Erlbach-Kirchb	ADAC Racing Team AMC	18	14:37.923	13.665	48.031	64,953	5
12	30	Moritz Jenkner	GER-Hohenstein-Err	ADAC Sachsen e.V./Race	18	14:42.269	4.346	47.857	64,633	4
13	19	Leon Czichos	GER-Stadland	ADAC Team Weser-Ems	18	14:42.999	0.730	47.944	64,580	3
14	34	Jonas Hähle	GER-Erlbach-Kirchb	ADAC Racingteam AMC	17	14:01.035	1 Runde	47.409	64,035	2
15	42	Valentino Frankenber	GER-Thüngen	ADAC TEAM Nordbayern	17	14:06.309	5.274	47.978	63,636	1
16	99	Tom-Luca Sütcü	GER-Mücke	ADAC HessenThüringen/	17	14:07.584	1.275	48.312	63,541	0
17	32	Colin Hufnagel	GER-Erzhausen	ADAC Hessen-Thüringen.	17	14:08.820	1.236	48.461	63,448	0
18	36	Philip Jork	GER-Naumburg	ADAC Hessen-Thüringen	17	14:09.476	0.656	48.725	63,399	0
19	28	Dominic Kaßner	GER-Chemnitz	ADAC Sachsen e.V.	17	14:26.489	17.013	48.066	62,154	0
20	39	Selina Liebschner	GER-Untersiemau	ADAC TEAM Nordbayern	17	14:39.676	13.187	50.440	61,223	0
21	41	Jennifer Küther	GER-Höchstädt	ADAC Team Südbayern e	16	14:20.865	1 Runde	48.918	58,880	0

Nicht Klassifiziert (75% = 14 Rnd.)

DNF	24	Leon Orgis	GER-Arnsdorf	ADAC Racingteam AMC	3	2:36.207		48.940	60,842	0
-----	----	------------	--------------	---------------------	---	----------	--	--------	--------	---

Vorsprung	Ø km/h	Beste Rundenzeit	km/h	Beste Runde von
0.514	67,827	45.940	68,960	56 - Filip Salac

Zeitnahme & Auswertung: Camp-Company GmbH, Obmann Ernst Willems, Trier

Orbits

Rennleiter: Zeitnahme:

Reg.Nr. Kart: CK01/13 - MiniBike: r03/13

Aushang:



www.mylaps.com

Ergebnisse vorbehaltlich der technischen Nachuntersuchung.

Lizensiert für Camp Company GmbH

Kart-/Mini Bike Rennen Faßberg

Nachwuchs

Kartbahn Fliegerhorst Faßberg 0,880 Km

Rennen 3 Finale 1

08.06.2013 17:47

Rennen (18 Runden) gestartet um 17:49:09

Runde	Rundenzeit	Diff.	Tageszeit	Runde	Rundenzeit	Diff.	Tageszeit	Runde	Rundenzeit	Diff.	Tageszeit
2	50.659	+1.741	17:51:00.012								
3	49.879	+0.961	17:51:49.891								
4	49.881	+0.963	17:52:39.772								
5	49.766	+0.848	17:53:29.538								
6	49.106	+0.188	17:54:18.644								
7	49.587	+0.669	17:55:08.231								
8	48.918		17:55:57.149								
9	49.072	+0.154	17:56:46.221								
10	49.190	+0.272	17:57:35.411								
11	49.313	+0.395	17:58:24.724								
12	49.589	+0.671	17:59:14.313								
13	49.634	+0.716	18:00:03.947								
14	50.211	+1.293	18:00:54.158								
15	50.083	+1.165	18:01:44.241								
16	1:46.107	+57.189	18:03:30.348								

(24) Leon Orgis

1	52.004	+3.064	17:50:05.956
2	50.794	+1.854	17:50:56.750
3	48.940		17:51:45.690

Kart-/Mini Bike Rennen Faßberg

Rundenliste

Nachwuchs

Kartbahn Fliegerhorst Faßberg 0,880 Km

Rennen 3 Finale 1

08.06.2013 17:47

Rennen (18 Runden) gestartet um 17:49:09

Fahrer	Runden																			
	0	1	2	3	4	5	6	7	8	9	10	11	12	13	14	15	16	17	18	
Tim Georgi (35)	1	35	38	38	38	38	38	38	38	38	38	38	38	38	38	56	38	38	38	38
Kevin Orgis (38)	2	38	35	35	56	56	56	56	56	56	56	56	56	56	38	56	56	56	56	56
Filip Salac (56)	3	56	56	56	35	35	35	35	35	35	35	35	35	35	35	35	35	35	35	35
Pedro John (43)	4	43	43	43	43	43	43	43	43	43	31	31	31	31	31	31	31	31	31	31
Dirk Geiger (14)	5	14	31	31	31	31	31	31	31	31	43	43	43	43	43	43	43	43	43	43
Sander Kroeze (54)	6	54	14	14	14	14	14	14	14	14	14	14	14	14	14	14	14	14	14	14
Dennis-Norick Stelzer (31)	7	31	26	26	26	26	26	26	26	26	26	26	26	26	55	55	55	55	55	55
Peetu Paavilainen (55)	8	55	57	57	57	57	57	57	57	57	57	57	57	57	55	26	26	26	26	26
Sven Grevink (57)	9	57	55	55	55	55	55	55	55	55	55	55	55	57	57	57	57	57	57	57
Toni Erhard (26)	10	26	54	54	54	54	54	54	54	54	54	54	54	54	54	54	54	54	54	54
Leon Orgis (24)	11	24	34	34	34	34	34	34	34	34	34	34	34	34	34	44	44	44	44	44
Jonas Hähle (34)	12	34	28	44	44	44	44	44	44	44	44	44	44	44	44	30	30	30	30	30
Dominic Kaßner (28)	13	28	24	19	19	19	19	19	19	19	30	19	19	19	19	30	19	19	19	19
Adrian Hähle (44)	14	44	44	24	24	30	30	30	30	30	19	30	30	30	30	19	34	34	34	34
Moritz Jenkner (30)	15	30	19	30	30	36	99	99	99	99	99	99	99	42	42	42	42	42	42	42
Tom-Luca Sütcü (99)	16	99	30	36	36	99	36	36	42	42	42	42	42	99	99	99	99	99	99	99
Leon Czichos (19)	17	19	36	99	99	42	42	42	36	36	36	36	36	36	36	36	36	36	36	32
Philip Jork (36)	18	36	99	42	42	41	41	41	41	41	41	32	32	32	32	32	32	32	32	36
Colin Hufnagel (32)	19	32	41	41	41	32	32	32	32	32	41	41	41	41	41	41	28	28	28	28
Jennifer Kütter (41)	20	41	42	32	32	39	39	39	39	39	28	28	28	28	28	28	39	39	39	39
Valentino Frankenberger (42)	21	42	32	39	39	28	28	28	28	28	39	39	39	39	39	39	41	41	41	41
Selina Liebschner (39)	22	39	39	28	28															

Kart-/Mini Bike Rennen Faßberg

Nachwuchs

Kartbahn Fliegerhorst Faßberg 0,880 Km

Warm up

09.06.2013 09:39

Training (15:00 Zeit) gestartet um 9:38:53

Pos.	Nr.	Klasse	Name	Ort	Bewerber	Beste Zeit	Diff.	Rnd.	In Rd.	km/h	Abstand
1	38	N	Kevin Orgis	GER-Arnsdorf	ADAC Sachsen Leistungszen	46.687		17	15	67,856	
2	35	N	Tim Georgi	GER-Berlin	ADAC Berlin Brandenburg/M	46.733	0.046	18	13	67,789	0.046
3	56	N	Filip Salac	CZE-Vsejany	salacracing s.r.o	46.753	0.066	18	11	67,760	0.020
4	14	N	Dirk Geiger	GER-Mannheim	AMC Ettlingen e.V./ADAC No	46.801	0.114	18	13	67,691	0.048
5	31	N	Dennis-Norick Stelzer	GER-Dohma	ADAC Sachsen e.V.	47.082	0.395	18	18	67,287	0.281
6	54	N	Sander Kroeze	NED-Mussel		47.284	0.597	17	17	66,999	0.202
7	55	N	Peetu Paavilainen	FIN-Kotka	Ajo motorsport junior projek	47.438	0.751	17	15	66,782	0.154
8	57	N	Sven Grevink	NED-Klazienaveen		47.577	0.890	16	9	66,587	0.139
9	30	N	Moritz Jenkner	GER-Hohenstein-Ernstthal	ADAC Sachsen e.V./Racespa	47.596	0.909	17	17	66,560	0.019
10	26	N	Toni Erhard	GER-Schwarzenberg	ADAC Sachsen e.V./Erhard-F	47.689	1.002	18	14	66,430	0.093
11	43	N	Pedro John	GER-Ulm	ADAC Württemberg e.V	48.011	1.324	17	14	65,985	0.322
12	28	N	Dominic Kaßner	GER-Chemnitz	ADAC Sachsen e.V.	48.229	1.542	18	10	65,687	0.218
13	24	N	Leon Orgis	GER-Arnsdorf	ADAC Racingteam AMC Sari	48.372	1.685	17	13	65,492	0.143
14	34	N	Jonas Hähle	GER-Erlbach-Kirchberg	ADAC Racingteam AMC Sari	48.429	1.742	17	14	65,415	0.057
15	19	N	Leon Czichos	GER-Stadland	ADAC Team Weser-Ems e.V.	48.604	1.917	16	12	65,180	0.175
16	44	N	Adrian Hähle	GER-Erlbach-Kirchberg	ADAC Racing Team AMC Sar	48.625	1.938	17	15	65,152	0.021
17	99	N	Tom-Luca Sütcü	GER-Mücke	ADAC HessenThüringen/AM	48.700	2.013	17	16	65,051	0.075
18	32	N	Colin Hufnagel	GER-Erzhausen	ADAC Hessen-Thüringen/MS	49.363	2.676	17	13	64,178	0.663
19	36	N	Phillip Jork	GER-Naumburg	ADAC Hessen-Thüringen e.V	49.456	2.769	17	17	64,057	0.093
20	42	N	Valentino Frankenberger	GER-Thüngen	ADAC TEAM Nordbayern e.V	49.520	2.833	17	11	63,974	0.064
21	41	N	Jennifer Küther	GER-Höchstadt	ADAC Team Südbayern e.V.	50.018	3.331	16	15	63,337	0.498
22	39	N	Selina Liebschner	GER-Untersiema	ADAC TEAM Nordbayern e.V	50.417	3.730	16	15	62,836	0.399

Kart-/Mini Bike Rennen Faßberg

Nachwuchs

Kartbahn Fliegerhorst Faßberg 0,880 Km

Warm up

09.06.2013 09:39

Training (15:00 Zeit) gestartet um 9:38:53

Runde	Rundenzeit	Diff.	Tageszeit
11	50.175	+0.157	9:50:28.915
12	51.172	+1.154	9:51:20.087
13	51.335	+1.317	9:52:11.422
14	50.907	+0.889	9:53:02.329
15	50.018		9:53:52.347
16	51.311	+1.293	9:54:43.658

Runde	Rundenzeit	Diff.	Tageszeit
-------	------------	-------	-----------

Runde	Rundenzeit	Diff.	Tageszeit
-------	------------	-------	-----------

(39) Selina Liebschner

1	58.429	+8.012	9:40:51.101
2	56.559	+6.142	9:41:47.660
3	55.058	+4.641	9:42:42.718
4	53.813	+3.396	9:43:36.531
5	53.554	+3.137	9:44:30.085
6	1:39.019	+48.602	9:46:09.104
7	52.881	+2.464	9:47:01.985
8	51.953	+1.536	9:47:53.938
9	51.727	+1.310	9:48:45.665
10	51.533	+1.116	9:49:37.198
11	51.339	+0.922	9:50:28.537
12	51.197	+0.780	9:51:19.734
13	51.457	+1.040	9:52:11.191
14	50.656	+0.239	9:53:01.847
15	50.417		9:53:52.264
16	51.793	+1.376	9:54:44.057

Kart-/Mini Bike Rennen Faßberg

Nachwuchs

Kartbahn Fliegerhorst Faßberg 0,880 Km

Rennen 6 Finale 2

09.06.2013 12:19

Rennen (18 Runden) gestartet um 12:37:43

Pos.	Nr.	Name	Ort	Bewerber	Rnd.	Gesamtzeit	Abstand	Beste Zeit	Ø km/h	Pkt.
1	38	Kevin Orgis	GER-Arnsdorf	ADAC Sachsen Leistungs	18	13:58.585		45.839	68,000	0
2	56	Filip Salac	CZE-Vsejany	salacracing s.r.o	18	13:58.704	0.119	46.086	67,991	0
3	35	Tim Georgi	GER-Berlin	ADAC Berlin Brandenbur	18	13:58.900	0.196	46.068	67,975	0
4	43	Pedro John	GER-Ulm	ADAC Württemberg e.V	18	14:12.323	13.423	46.935	66,904	0
5	14	Dirk Geiger	GER-Mannheim	AMC Ettlingen e.V./ADAC	18	14:12.396	0.073	46.843	66,898	0
6	31	Dennis-Norick Stelzer	GER-Dohma	ADAC Sachsen e.V.	18	14:12.480	0.084	46.359	66,892	0
7	57	Sven Grevink	NED-Klazienaveen		18	14:12.808	0.328	46.728	66,866	0
8	26	Toni Erhard	GER-Schwarzenberg	ADAC Sachsen e.V./Erhar	18	14:15.109	2.301	46.949	66,686	0
9	54	Sander Kroeze	NED-Mussel		18	14:21.351	6.242	47.126	66,203	0
10	34	Jonas Hähle	GER-Erlbach-Kirchb	ADAC Racingteam AMC S	18	14:21.712	0.361	47.304	66,175	0
11	24	Leon Orgis	GER-Arnsdorf	ADAC Racingteam AMC S	18	14:31.920	10.208	47.695	65,400	0
12	28	Dominic Kaßner	GER-Chemnitz	ADAC Sachsen e.V.	18	14:32.091	0.171	47.814	65,388	0
13	19	Leon Czichos	GER-Stadland	ADAC Team Weser-Ems	18	14:36.846	4.755	48.008	65,033	0
14	99	Tom-Luca Sütcü	GER-Mücke	ADAC HessenThüringen/	18	14:40.737	3.891	47.920	64,746	0
15	41	Jennifer Küther	GER-Höchstädt	ADAC Team Südbayern e	17	14:04.677	1 Runde	48.624	63,759	0
16	42	Valentino Frankenber	GER-Thüngen	ADAC TEAM Nordbayern	17	14:04.943	0.266	48.075	63,739	0
17	32	Colin Hufnagel	GER-Erzhausen	ADAC Hessen-Thüringen.	17	14:05.421	0.478	48.344	63,703	0
18	44	Adrian Hähle	GER-Erlbach-Kirchb	ADAC Racing Team AMC	17	14:09.541	4.120	47.844	63,394	0
19	36	Philip Jork	GER-Naumburg	ADAC Hessen-Thüringen	17	14:14.980	5.439	49.298	62,991	0
20	39	Selina Liebschner	GER-Untersiemau	ADAC TEAM Nordbayern	17	14:33.706	18.726	50.335	61,641	0

Nicht Klassifiziert (75% = 14 Rnd.)

DNF	55	Peetu Paavilainen	FIN-Kotka	Ajo motorsport junior pr	12	9:31.117		46.883	66,564	0
DNS	30	Moritz Jenkner	GER-Hohenstein-Err	ADAC Sachsen e.V./Race					-	0

Bemerkungen

Gestartet: 21 Gewertet: 20 Nicht gewertet: 1

Vorsprung	Ø km/h	Beste Rundenzeit	km/h	Beste Runde von
0.119	68,000	45.839	69,111	38 - Kevin Orgis

Zeitnahme & Auswertung: Camp-Company GmbH, Obmann Ernst Willems, Trier

Orbits

Rennleiter: Zeitnahme:

Reg.Nr. Kart: CK01/13 - MiniBike: r03/13 Aushang:



www.mylaps.com

Ergebnisse vorbehaltlich der technischen Nachuntersuchung.

Lizensiert für Camp Company GmbH

Kart-/Mini Bike Rennen Faßberg

Nachwuchs

Kartbahn Fliegerhorst Faßberg 0,880 Km

Rennen 6 Finale 2

09.06.2013 12:19

Rennen (18 Runden) gestartet um 12:37:43

Runde	Rundenzeit	Diff.	Tageszeit
1	50.252	+3.369	12:38:34.480
2	47.201	+0.318	12:39:21.681
3	47.722	+0.839	12:40:09.403
4	47.469	+0.586	12:40:56.872
5	47.737	+0.854	12:41:44.609
6	46.940	+0.057	12:42:31.549
7	47.334	+0.451	12:43:18.883
8	47.305	+0.422	12:44:06.188
9	46.883		12:44:53.071
10	46.886	+0.003	12:45:39.957
11	47.121	+0.238	12:46:27.078
12	47.293	+0.410	12:47:14.371

Runde	Rundenzeit	Diff.	Tageszeit
-------	------------	-------	-----------

Runde	Rundenzeit	Diff.	Tageszeit
-------	------------	-------	-----------



Kart-/Mini Bike Rennen Faßberg

Rundenliste

Nachwuchs

Kartbahn Fliegerhorst Faßberg 0,880 Km

Rennen 6 Finale 2

09.06.2013 12:19

Rennen (18 Runden) gestartet um 12:37:43

Fahrer	Runden																		
	0	1	2	3	4	5	6	7	8	9	10	11	12	13	14	15	16	17	18
Filip Salac (56)	1	56	56	56	56	56	56	56	38	38	56	38	38	38	38	56	38	38	38
Kevin Orgis (38)	2	38	35	35	38	38	38	38	56	56	38	56	56	56	56	38	56	56	56
Tim Georgi (35)	3	35	38	38	35	35	35	35	35	35	35	35	35	35	35	35	35	35	35
Dirk Geiger (14)	4	14	43	43	43	43	43	43	43	43	43	43	43	43	43	43	43	43	43
Pedro John (43)	5	43	14	14	14	14	14	14	14	14	14	14	14	14	14	14	14	14	14
Dennis-Norick Stelzer (31)	6	31	31	31	31	31	31	31	31	31	31	31	31	31	31	31	31	31	31
Sven Grevink (57)	7	57	26	26	26	26	26	57	57	57	57	57	57	57	57	57	57	57	57
Peetu Paavilainen (55)	8	55	57	57	57	57	57	26	55	55	55	55	55	55	26	26	26	26	26
Toni Erhard (26)	9	26	55	55	55	55	55	26	26	26	26	26	26	54	54	54	54	54	54
Jonas Hähle (34)	10	34	34	34	34	54	54	54	54	54	54	54	54	34	34	34	34	34	34
Sander Kroeze (54)	11	54	54	54	54	34	34	34	34	34	34	34	34	44	44	44	44	28	24
Leon Orgis (24)	12	24	44	44	44	44	44	44	44	44	44	44	44	28	28	28	28	24	28
Dominic Kaßner (28)	13	28	28	28	28	28	28	28	28	28	28	28	28	24	24	24	24	19	19
Adrian Hähle (44)	14	44	24	24	24	24	24	24	24	24	24	24	24	19	19	19	19	99	99
Tom-Luca Sütcü (99)	15	99	99	99	19	19	19	19	19	19	19	19	19	99	99	99	99	99	41
Leon Czichos (19)	16	19	19	19	99	99	99	99	99	99	99	99	99	42	42	41	41	42	42
Philip Jork (36)	17	36	36	42	42	42	42	42	42	42	42	41	41	41	41	32	32	32	32
Colin Hufnagel (32)	18	32	42	36	32	32	32	32	41	41	41	41	42	42	32	32	42	42	44
Valentino Frankenberger (42)	19	42	32	32	41	41	41	41	32	32	32	32	32	36	36	36	36	36	36
Selina Liebschner (39)	20	39	41	41	36	36	36	36	36	36	36	36	36	39	39	39	39	39	39
Jennifer Küther (41)	21	41	39	39	39	39	39	39	39	39	39	39	39						
-	22																		