


ADAC Kart Masters 2014 Wackersdorf
Trainingsgruppen nach Auslosung
Bambini Gruppe 1

Anzahl	Start-Nr. / Name
1	(4) Niklas Bienek
2	(9) Jan Lukas Keil
3	(12) Luke Raspudic-Verleih
4	(13) Lisa-Marie Mohr
5	(14) Mika Rausch
6	(17) Davids Trefilovs
7	(18) Miroslaw Kravchenko
8	(22) Nico Hantke
9	(24) Rico Volz
10	(26) Phil Hill
11	(31) Jusuf Owega
12	(33) Dominik Müller
13	(34) Jonas Wagner
14	(36) Leon Koslowski
15	(44) Niels Tröger
16	(54) Leon Rullit
17	(55) David Qufaj
18	(101) Luis Esser



Renndirektor Andreas Schwarz:

Sportkommissar Peter Fricke:

Rennbüro Jürgen Güthlein:

Zeitnahme Monika Riehmers:

A handwritten signature in black ink, appearing to be "MR" or similar initials.

gedruckt: 27.09.2014 07:52

Aushangzeit: h

ADAC Kart Masters 2014 Wackersdorf
Trainingsgruppen nach Auslosung
Bambini Gruppe 2

Anzahl	Start-Nr. / Name
1	(5) Paul Enders
2	(6) Maximilian Schulte
3	(8) Hugo Sasse
4	(10) Dennis Peter Scott
5	(15) Luca Maisch
6	(19) Luke Füngeling
7	(21) Michael Santos
8	(25) Marius Zug
9	(32) Paul Metzker
10	(37) Louis Kulke
11	(38) Andreas Lindner
12	(40) Jan David Fusen
13	(66) Noel Wilke
14	(77) Julian Avallone
15	(88) Ben Fricke
16	(89) Marc Elter
17	(99) Yannic Schröer



Renndirektor Andreas Schwarz:

Sportkommissar Peter Fricke:

Rennbüro Jürgen Gütthlein:

Zeitnahme Monika Riehmers:

A handwritten signature in black ink, appearing to be "OR".

gedruckt: 27.09.2014 07:53

Aushangzeit: h



ADAC Kart Masters Wackersdorf

Bambini Wackersdorf 1,222 Km

freies Training ungerade 27.09.2014 09:24

Training (18:00 Zeit) gestartet um 9:30:56

Pos.	Nr.	Name	Nat/Wohnort	Fabrikat	Bewerber/Sponsor	Rnd.	Beste Zeit	Diff.	In Rd.	km/h
1	9	Jan Lukas Keil	GER/Rommerskirchen	Birel/IAME	Solgat Motorsport	12	1:00.313		7	72,939
2	19	Luke Füngeling	GER/Vettweiß	Tony-Kart/IAME	KSM Racing Team	17	1:00.353	0.040	15	72,891
3	17	Davids Trefilovs	LAT/Berlin	Jesolo/IAME	TR Motorsport	15	1:00.380	0.067	15	72,859
4	55	David Qufaj	GER/Nürnberg	Tony-Kart/IAME	KSM Racing Team	17	1:00.399	0.086	15	72,836
5	25	Marius Zug	GER/Mitterscheyern	CRG/IAME	RL-Competition.com	16	1:00.405	0.092	8	72,828
6	33	Dominik Müller	GER/Berlin	Jesolo/IAME	TR Motorsport	17	1:00.461	0.148	17	72,761
7	31	Jusuf Owega	GER/Köln	Jesolo/IAME	TR Motorsport	17	1:00.541	0.228	17	72,665
8	15	Luca Maisch	GER/Neustetten	Zanardi/IAME	TB Motorsport Racing Team / Motorsportt	15	1:00.717	0.404	15	72,454
9	5	Paul Enders	GER/Salmtal	Top Kart/IAME	Ebert Motorsport / ADAC Mittelrhein e.V.	14	1:00.731	0.418	8	72,437
10	13	Lisa-Marie Mohr	GER/Brüggen	Topkart/IAME	Dischner Racing	16	1:00.837	0.524	4	72,311
11	101	Luis Esser	GER/Neukirchen-Vluyn	Birel/IAME		16	1:01.100	0.787	8	72,000
12	89	Marc Elter	GER/Landsberg	Top-Kart/IAME	Ebert Motorsport	14	1:01.273	0.960	5	71,797
13	77	Julian Avallone	GER/Erding	CRG/IAME	Kartshop Ampfing	14	1:01.338	1.025	4	71,721
14	37	Louis Kulke	GER/Bielefeld	Birel/IAME	im-racing motorsport	16	1:01.340	1.027	16	71,718
15	21	Michael Santos	GER/Burghausen	Top-Kart/IAME		16	1:01.371	1.058	10	71,682
16	99	Yannic Schröer	GER/Oderwitz	Birel/IAME	ADAC Sachsen e.V.	16	1:01.946	1.633	5	71,017

Orbits

Zeitnahme Monika Riehmers:

direktor Andreas Schwarz:

www.mylaps.com

Sportkommissar Peter Fricke:

Reg. Nr. 264 /2014

Lizenziert für Camp Company GmbH

Gedruckt: 27.09.2014 09:49:49

Aushang: h

ADAC Kart Masters Wackersdorf

Bambini Wackersdorf 1,222 Km
 freies Training ungerade 27.09.2014 09:24

Training (18:00 Zeit) gestartet um 9:30:56

Runde	Rundenzeit	Diff.	Tageszeit	Runde	Rundenzeit	Diff.	Tageszeit	Runde	Rundenzeit	Diff.	Tageszeit
(9) Jan Lukas Keil				15	1:00.399		9:47:21.938	6	1:01.043	+0.326	9:38:11.202
1	1:01.606	+1.293	9:33:00.279	16	1:00.724	+0.325	9:48:22.662	7	1:01.001	+0.284	9:39:12.203
2	1:01.062	+0.749	9:34:01.341	17	1:00.628	+0.229	9:49:23.290	8	1:00.841	+0.124	9:40:13.044
3	1:01.111	+0.798	9:35:02.452	(25) Marius Zug				9	1:01.613	+0.896	9:41:14.657
4	1:02.965	+2.652	9:36:05.417	1	1:01.598	+1.193	9:33:03.251	10	1:03.305	+2.588	9:42:17.962
5	1:01.254	+0.941	9:37:06.671	2	1:00.696	+0.291	9:34:03.947	11	2:34.082	+1:33.365	9:44:52.044
6	1:01.825	+1.512	9:38:08.496	3	1:00.619	+0.214	9:35:04.566	12	1:01.093	+0.376	9:45:53.137
7	1:00.313		9:39:08.809	4	1:00.635	+0.230	9:36:05.201	13	1:00.819	+0.102	9:46:53.956
8	1:00.767	+0.454	9:40:09.576	5	1:01.277	+0.872	9:37:06.478	14	1:02.382	+1.665	9:47:56.338
9	1:00.705	+0.392	9:41:10.281	6	1:01.402	+0.997	9:38:07.880	15	1:00.717		9:48:57.055
10	1:00.704	+0.391	9:42:10.985	7	1:01.988	+1.583	9:39:09.868	(5) Paul Enders			
11	1:00.787	+0.474	9:43:11.772	8	1:00.405		9:40:10.273	1	1:01.591	+0.860	9:33:04.790
12	1:02.066	+1.753	9:44:13.838	9	1:01.824	+1.419	9:41:12.097	2	1:01.842	+1.111	9:34:06.632
(19) Luke Füngeling				10	1:03.684	+3.279	9:42:15.781	3	1:01.263	+0.532	9:35:07.895
1	1:01.844	+1.491	9:33:04.586	11	1:58.148	+57.743	9:44:13.929	4	1:01.003	+0.272	9:36:08.898
2	1:01.458	+1.105	9:34:06.044	12	1:01.268	+0.863	9:45:15.197	5	1:01.085	+0.354	9:37:09.983
3	1:02.549	+2.196	9:35:08.593	13	1:01.372	+0.967	9:46:16.569	6	1:01.651	+0.920	9:38:11.634
4	1:01.073	+0.720	9:36:09.666	14	1:00.861	+0.456	9:47:17.430	7	1:01.203	+0.472	9:39:12.837
5	1:00.921	+0.568	9:37:10.587	15	1:00.555	+0.150	9:48:17.985	8	1:00.731		9:40:13.568
6	1:01.021	+0.668	9:38:11.608	16	1:00.605	+0.200	9:49:18.590	9	1:00.942	+0.211	9:41:14.510
7	1:01.043	+0.690	9:39:12.651	(33) Dominik Müller				10	1:03.047	+2.316	9:42:17.557
8	1:00.550	+0.197	9:40:13.201	1	1:01.663	+1.202	9:33:04.683	11	4:00.840	+3:00.109	9:46:18.397
9	1:01.135	+0.782	9:41:14.336	2	1:01.581	+1.120	9:34:06.264	12	1:00.891	+0.160	9:47:19.288
10	1:02.080	+1.727	9:42:16.416	3	1:01.489	+1.028	9:35:07.753	13	1:00.767	+0.036	9:48:20.055
11	1:02.200	+1.847	9:43:18.616	4	1:01.658	+1.197	9:36:09.411	14	1:01.016	+0.285	9:49:21.071
12	1:00.907	+0.554	9:44:19.523	5	1:01.303	+0.842	9:37:10.714	(13) Lisa-Marie Mohr			
13	1:02.158	+1.805	9:45:21.681	6	1:01.023	+0.562	9:38:11.737	1	1:02.799	+1.962	9:33:07.240
14	1:00.819	+0.466	9:46:22.500	7	1:01.616	+1.155	9:39:13.353	2	1:01.840	+1.003	9:34:09.080
15	1:00.353		9:47:22.853	8	1:00.724	+0.263	9:40:14.077	3	1:01.492	+0.655	9:35:10.572
16	1:00.963	+0.610	9:48:23.816	9	1:00.817	+0.356	9:41:14.894	4	1:00.837		9:36:11.409
17	1:00.979	+0.626	9:49:24.795	10	1:02.047	+1.586	9:42:16.941	5	1:01.354	+0.517	9:37:12.763
(17) Davids Trefilovs				11	1:01.189	+0.728	9:43:18.130	6	1:01.418	+0.581	9:38:14.181
1	1:01.459	+1.079	9:33:02.534	12	1:01.457	+0.996	9:44:19.587	7	1:00.953	+0.116	9:39:15.134
2	1:00.712	+0.332	9:34:03.246	13	1:02.546	+2.085	9:45:22.133	8	1:01.020	+0.183	9:40:16.154
3	1:01.070	+0.690	9:35:04.316	14	1:00.673	+0.212	9:46:22.806	9	1:01.065	+0.228	9:41:17.219
4	1:00.648	+0.268	9:36:04.964	15	1:00.527	+0.066	9:47:23.333	10	1:00.935	+0.098	9:42:18.154
5	1:01.382	+1.002	9:37:06.346	16	1:00.883	+0.422	9:48:24.216	11	1:01.107	+0.270	9:43:19.261
6	1:01.767	+1.387	9:38:08.113	17	1:00.461		9:49:24.677	12	1:01.259	+0.422	9:44:20.520
7	1:00.559	+0.179	9:39:08.672	(31) Jusuf Owega				13	1:47.899	+47.062	9:46:08.419
8	1:01.133	+0.753	9:40:09.805	1	1:02.885	+2.344	9:33:07.133	14	1:04.058	+3.221	9:47:12.477
9	2:40.074	+1:39.694	9:42:49.879	2	1:01.620	+1.079	9:34:08.753	15	1:05.092	+4.255	9:48:17.569
10	1:00.718	+0.338	9:43:50.597	3	1:02.201	+1.660	9:35:10.954	16	1:01.771	+0.934	9:49:19.340
11	1:00.817	+0.437	9:44:51.414	4	1:01.451	+0.910	9:36:12.405	(101) Luis Esser			
12	1:00.888	+0.508	9:45:52.302	5	1:01.587	+1.046	9:37:13.992	1	1:02.673	+1.573	9:33:03.257
13	1:00.535	+0.155	9:46:52.837	6	1:01.150	+0.609	9:38:15.142	2	1:03.337	+2.237	9:34:06.594
14	1:03.319	+2.939	9:47:56.156	7	1:01.868	+1.327	9:39:17.010	3	1:02.380	+1.280	9:35:08.974
15	1:00.380		9:48:56.536	8	1:00.980	+0.439	9:40:17.990	4	1:02.164	+1.064	9:36:11.138
(55) David Qufaj				9	1:00.910	+0.369	9:41:18.900	5	1:02.930	+1.830	9:37:14.068
1	1:01.718	+1.319	9:33:07.502	10	1:00.951	+0.410	9:42:19.851	6	1:01.947	+0.847	9:38:16.015
2	1:01.653	+1.254	9:34:09.155	11	1:00.892	+0.351	9:43:20.743	7	1:01.379	+0.279	9:39:17.394
3	1:01.424	+1.025	9:35:10.579	12	1:00.813	+0.272	9:44:21.556	8	1:01.100		9:40:18.494
4	1:01.468	+1.069	9:36:12.047	13	1:00.867	+0.326	9:45:22.423	9	1:01.528	+0.428	9:41:20.022
5	1:01.273	+0.874	9:37:13.320	14	1:00.635	+0.094	9:46:23.058	10	1:01.868	+0.768	9:42:21.890
6	1:01.267	+0.868	9:38:14.587	15	1:00.607	+0.066	9:47:23.665	11	1:04.290	+3.190	9:43:26.180
7	1:01.875	+1.476	9:39:16.462	16	1:00.882	+0.341	9:48:24.547	12	1:39.661	+38.561	9:45:05.841
8	1:00.723	+0.324	9:40:17.185	17	1:00.541		9:49:25.088	13	1:02.534	+1.434	9:46:08.375
9	1:00.509	+0.110	9:41:17.694	(15) Luca Maisch				14	1:01.915	+0.815	9:47:10.290
10	1:00.704	+0.305	9:42:18.398	1	1:01.944	+1.227	9:33:05.268	15	1:01.964	+0.864	9:48:12.254
11	1:00.673	+0.274	9:43:19.071	2	1:01.565	+0.848	9:34:06.833	16	1:02.339	+1.239	9:49:14.593
12	1:00.596	+0.197	9:44:19.667	3	1:01.397	+0.680	9:35:08.230	(89) Marc Elter			
13	1:00.828	+0.429	9:45:20.495	4	1:01.131	+0.414	9:36:09.361	1	1:02.005	+0.732	9:33:07.087
14	1:01.044	+0.645	9:46:21.539	5	1:00.798	+0.081	9:37:10.159	2	1:01.807	+0.534	9:34:08.894

ADAC Kart Masters Wackersdorf

Bambini

Wackersdorf 1,222 Km

freies Training ungerade

27.09.2014 09:24

Training (18:00 Zeit) gestartet um 9:30:56

Runde	Rundenzeit	Diff.	Tageszeit
3	1:01.531	+0.258	9:35:10.425
4	1:01.549	+0.276	9:36:11.974
5	1:01.273		9:37:13.247
6	1:01.625	+0.352	9:38:14.872
7	1:03.027	+1.754	9:39:17.899
8	1:01.996	+0.723	9:40:19.895
9	3:50.598	+2:49.325	9:44:10.493
10	1:01.728	+0.455	9:45:12.221
11	1:01.719	+0.446	9:46:13.940
12	1:01.559	+0.286	9:47:15.499
13	1:01.594	+0.321	9:48:17.093
14	1:01.618	+0.345	9:49:18.711

(77) Julian Avallone

1	1:02.432	+1.094	9:33:06.280
2	1:01.759	+0.421	9:34:08.039
3	1:01.804	+0.466	9:35:09.843
4	1:01.338		9:36:11.181
5	1:01.518	+0.180	9:37:12.699
6	1:01.847	+0.509	9:38:14.546
7	1:13.183	+11.845	9:39:27.729
8	2:15.777	+1:14.439	9:41:43.506
9	1:06.792	+5.454	9:42:50.298
10	1:04.935	+3.597	9:43:55.233
11	2:26.399	+1:25.061	9:46:21.632
12	1:01.424	+0.086	9:47:23.056
13	1:01.763	+0.425	9:48:24.819
14	1:03.647	+2.309	9:49:28.466

(37) Louis Kulke

1	1:03.603	+2.263	9:33:09.319
2	1:03.025	+1.685	9:34:12.344
3	1:02.047	+0.707	9:35:14.391
4	1:03.608	+2.268	9:36:17.999
5	1:05.508	+4.168	9:37:23.507
6	1:37.992	+36.652	9:39:01.499
7	1:03.068	+1.728	9:40:04.567
8	1:02.842	+1.502	9:41:07.409
9	1:02.993	+1.653	9:42:10.402
10	1:02.989	+1.649	9:43:13.391
11	1:02.360	+1.020	9:44:15.751
12	1:02.033	+0.693	9:45:17.784
13	1:02.185	+0.845	9:46:19.969
14	1:01.932	+0.592	9:47:21.901
15	1:02.539	+1.199	9:48:24.440
16	1:01.340		9:49:25.780

(21) Michael Santos

1	1:03.083	+1.712	9:33:09.661
2	1:02.783	+1.412	9:34:12.444
3	1:02.174	+0.803	9:35:14.618
4	1:02.046	+0.675	9:36:16.664
5	1:01.588	+0.217	9:37:18.252
6	1:01.546	+0.175	9:38:19.798
7	1:01.687	+0.316	9:39:21.485
8	1:01.481	+0.110	9:40:22.966
9	1:01.585	+0.214	9:41:24.551
10	1:01.371		9:42:25.922
11	1:03.407	+2.036	9:43:29.329
12	2:04.637	+1:03.266	9:45:33.966
13	1:01.910	+0.539	9:46:35.876
14	1:01.458	+0.087	9:47:37.334
15	1:01.755	+0.384	9:48:39.089
16	1:01.734	+0.363	9:49:40.823

(99) Yannic Schröder

Runde	Rundenzeit	Diff.	Tageszeit
1	1:03.104	+1.158	9:33:09.463
2	1:02.464	+0.518	9:34:11.927
3	1:02.008	+0.062	9:35:13.935
4	1:02.182	+0.236	9:36:16.117
5	1:01.946		9:37:18.063
6	1:02.219	+0.273	9:38:20.282
7	1:01.989	+0.043	9:39:22.271
8	1:02.049	+0.103	9:40:24.320
9	1:02.365	+0.419	9:41:26.685
10	1:02.493	+0.547	9:42:29.178
11	1:02.419	+0.473	9:43:31.597
12	1:16.386	+14.440	9:44:47.983
13	1:05.325	+3.379	9:45:53.308
14	1:02.131	+0.185	9:46:55.439
15	1:02.708	+0.762	9:47:58.147
16	1:05.195	+3.249	9:49:03.342

Runde	Rundenzeit	Diff.	Tageszeit
-------	------------	-------	-----------

ADAC Kart Masters Wackersdorf

Bambini Wackersdorf 1,222 Km

freies Training gerade 27.09.2014 09:45

Training (18:00 Zeit) gestartet um 9:50:50

Pos.	Nr.	Name	Nat/Wohnort	Fabrikat	Bewerber/Sponsor	Rnd.	Beste Zeit	Diff.	In Rd.	km/h
1	8	Hugo Sasse	GER/Dürrröhrsdorf Ditter	Parolin/IAME	Meier Motorsport	17	1:00.001		17	73,319
2	4	Niklas Bienek	GER/Berlin	Top-Kart/IAME	ADAC Berlin-Brandenburg e.V.	17	1:00.029	0.028	10	73,285
3	10	Dennis Peter Scott	GER/Wallenhorst	Birel/IAME	Solgat Motorsport	17	1:00.036	0.035	15	73,276
4	26	Phil Hill	GER/Mühlheim	Jesolo/IAME	TR Motorsport / ADAC Nordrhein e.V.	17	1:00.070	0.069	14	73,235
5	18	Mirosław Kravchenko	GER/Krefeld	Mach1/IAME	DS Kartsport	15	1:00.261	0.260	6	73,002
6	40	Jan David Fusen	GER/Köln	Birel/IAME	Schwabe-Motorsport	16	1:00.316	0.315	6	72,936
7	32	Paul Metzker	GER/Limburgerhof	Tony-Kart/IAME	Lanari Racing Team	16	1:00.379	0.378	10	72,860
8	36	Leon Kosłowski	GER/Eschweiler	Birel/IAME	Solgat Motorsport	16	1:00.443	0.442	16	72,783
9	66	Noel Wilke	GER/Altbach	Birel/IAME	Solgat Motorsport	13	1:00.454	0.453	8	72,769
10	12	Luke Raspudic-Verleih	GER/Ratingen	Jesolo/IAME	TR Motorsport	16	1:00.511	0.510	15	72,701
11	44	Niels Tröger	GER/Großfriesen	Jesolo/IAME	TR Motorsport	17	1:00.601	0.600	16	72,593
12	34	Jonas Wagner	GER/Rockensußra	Tony-Kart/IAME	ADAC Hessen-Thüringen e.V.	14	1:00.615	0.614	13	72,576
13	88	Ben Fricke	GER/Arnsberg	Tony-Kart/IAME	RMW Motorsport	16	1:00.957	0.956	15	72,169
14	24	Rico Volz	GER/Schömberg	Birel/IAME	Solgat Motorsport	16	1:00.959	0.958	15	72,167
15	6	Maximilian Schulte	GER/Viernheim	Birel/IAME	Schwabe-Motorsport / ADAC Hessen-Thür	14	1:01.126	1.125	9	71,969
16	22	Nico Hantke	GER/Hürth	Tony Kart/IAME	KSM Racing Team	17	1:01.145	1.144	12	71,947
17	38	Andreas Lindner	GER/Deggendorf	Jesolo/ART		16	1:01.286	1.285	3	71,781
18	14	Mika Rausch	GER/Ahlen	CRG/IAME		17	1:01.302	1.301	10	71,763
19	54	Leon Rullit	GER/Nürnberg	Jesolo/IAME		16	1:01.770	1.769	10	71,219

ADAC Kart Masters Wackersdorf

Bambini

Wackersdorf 1,222 Km

freies Training gerade

27.09.2014 09:45

Training (18:00 Zeit) gestartet um 9:50:50

Runde	Rundenzeit	Diff.	Tageszeit
(8) Hugo Sasse			
1	1:02.086	+2.085	9:52:57.852
2	1:01.228	+1.227	9:53:59.080
3	1:00.462	+0.461	9:54:59.542
4	1:00.362	+0.361	9:55:59.904
5	1:00.871	+0.870	9:57:00.775
6	1:00.476	+0.475	9:58:01.251
7	1:01.183	+1.182	9:59:02.434
8	1:00.321	+0.320	10:00:02.755
9	1:00.784	+0.783	10:01:03.539
10	1:00.433	+0.432	10:02:03.972
11	1:00.151	+0.150	10:03:04.123
12	1:00.322	+0.321	10:04:04.445
13	1:00.191	+0.190	10:05:04.636
14	1:00.338	+0.337	10:06:04.974
15	1:00.308	+0.307	10:07:05.282
16	1:00.136	+0.135	10:08:05.418
17	1:00.001		10:09:05.419

(4) Niklas Bieneck			
1	1:01.727	+1.698	9:53:02.128
2	1:00.722	+0.693	9:54:02.850
3	1:00.892	+0.863	9:55:03.742
4	1:00.768	+0.739	9:56:04.510
5	1:00.578	+0.549	9:57:05.088
6	1:00.963	+0.934	9:58:06.051
7	1:00.581	+0.552	9:59:06.632
8	1:00.512	+0.483	10:00:07.144
9	1:00.359	+0.330	10:01:07.503
10	1:00.029		10:02:07.532
11	1:00.348	+0.319	10:03:07.880
12	1:00.393	+0.364	10:04:08.273
13	1:00.613	+0.584	10:05:08.886
14	1:02.015	+1.986	10:06:10.901
15	1:00.675	+0.646	10:07:11.576
16	1:00.862	+0.833	10:08:12.438
17	1:00.459	+0.430	10:09:12.897

(10) Dennis Peter Scott			
1	1:01.119	+1.083	9:53:00.548
2	1:01.234	+1.198	9:54:01.782
3	1:00.288	+0.252	9:55:02.070
4	1:00.743	+0.707	9:56:02.813
5	1:00.619	+0.583	9:57:03.432
6	1:00.600	+0.564	9:58:04.032
7	1:01.586	+1.550	9:59:05.618
8	1:00.335	+0.299	10:00:05.953
9	1:00.246	+0.210	10:01:06.199
10	1:00.305	+0.269	10:02:06.504
11	1:02.886	+2.850	10:03:09.390
12	1:00.209	+0.173	10:04:09.599
13	1:00.202	+0.166	10:05:09.801
14	1:01.956	+1.920	10:06:11.757
15	1:00.036		10:07:11.793
16	1:00.472	+0.436	10:08:12.265
17	1:01.950	+1.914	10:09:14.215

(26) Phil Hill			
1	1:01.655	+1.585	9:53:00.651
2	1:01.641	+1.571	9:54:02.292
3	1:00.134	+0.064	9:55:02.426
4	1:00.971	+0.901	9:56:03.397
5	1:02.118	+2.048	9:57:05.515
6	1:02.064	+1.994	9:58:07.579
7	1:11.418	+11.348	9:59:18.997

8	1:00.267	+0.197	10:00:19.264
9	1:00.648	+0.578	10:01:19.912
10	1:00.470	+0.400	10:02:20.382
11	1:00.388	+0.318	10:03:20.770
12	1:00.180	+0.110	10:04:20.950
13	1:00.158	+0.088	10:05:21.108
14	1:00.070		10:06:21.178
15	1:00.198	+0.128	10:07:21.376
16	1:00.134	+0.064	10:08:21.510
17	1:00.323	+0.253	10:09:21.833

(18) Miroslaw Kravchenko			
1	1:10.092	+9.831	9:53:38.444
2	2:11.842	+1:11.581	9:55:50.286
3	1:00.867	+0.606	9:56:51.153
4	1:00.602	+0.341	9:57:51.755
5	1:00.437	+0.176	9:58:52.192
6	1:00.261		9:59:52.453
7	1:00.447	+0.186	10:00:52.900
8	1:00.376	+0.115	10:01:53.276
9	1:00.291	+0.030	10:02:53.567
10	1:00.475	+0.214	10:03:54.042
11	1:00.420	+0.159	10:04:54.462
12	1:00.454	+0.193	10:05:54.916
13	1:00.370	+0.109	10:06:55.286
14	1:03.496	+3.235	10:07:58.782
15	1:35.158	+34.897	10:09:33.940

(40) Jan David Fusen			
1	1:01.618	+1.302	9:52:55.813
2	1:01.127	+0.811	9:53:56.940
3	1:01.010	+0.694	9:54:57.950
4	1:02.184	+1.868	9:56:00.134
5	1:01.132	+0.816	9:57:01.266
6	1:00.316		9:58:01.582
7	1:00.431	+0.115	9:59:02.013
8	1:00.501	+0.185	10:00:02.514
9	1:00.415	+0.099	10:01:02.929
10	1:01.921	+1.605	10:02:04.850
11	1:03.834	+3.518	10:03:08.684
12	1:02.310	+1.994	10:04:10.994
13	1:35.304	+34.988	10:05:46.298
14	1:09.207	+8.891	10:06:55.505
15	1:00.481	+0.165	10:07:55.986
16	1:01.310	+0.994	10:08:57.296

(32) Paul Metzker			
1	1:01.462	+1.083	9:52:58.839
2	1:01.180	+0.801	9:54:00.019
3	1:00.953	+0.574	9:55:00.972
4	1:01.577	+1.198	9:56:02.549
5	1:00.684	+0.305	9:57:03.233
6	1:01.146	+0.767	9:58:04.379
7	1:00.916	+0.537	9:59:05.295
8	1:00.853	+0.474	10:00:06.148
9	1:00.694	+0.315	10:01:06.842
10	1:00.379		10:02:07.221
11	1:00.419	+0.040	10:03:07.640
12	1:01.882	+1.503	10:04:09.522
13	2:28.381	+1:28.002	10:06:37.903
14	1:00.966	+0.587	10:07:38.869
15	1:00.664	+0.285	10:08:39.533
16	1:00.517	+0.138	10:09:40.050

(36) Leon Koslowski			
1	1:03.124	+2.681	9:52:57.336

2	1:02.063	+1.620	9:53:59.399
3	1:01.124	+0.681	9:55:00.523
4	1:02.063	+1.620	9:56:02.586
5	1:03.754	+3.311	9:57:06.340
6	1:02.820	+2.377	9:58:09.160
7	2:01.470	+1:01.027	10:00:10.630
8	1:01.130	+0.687	10:01:11.760
9	1:00.975	+0.532	10:02:12.735
10	1:00.826	+0.383	10:03:13.561
11	1:00.782	+0.339	10:04:14.343
12	1:00.698	+0.255	10:05:15.041
13	1:04.059	+3.616	10:06:19.100
14	1:00.787	+0.344	10:07:19.887
15	1:02.348	+1.905	10:08:22.235
16	1:00.443		10:09:22.678

(66) Noel Wilke			
1	4:11.445	+3:10.991	9:56:42.149
2	1:01.626	+1.172	9:57:43.775
3	1:01.363	+0.909	9:58:45.138
4	1:00.996	+0.542	9:59:46.134
5	1:08.480	+8.026	10:00:54.614
6	1:01.707	+1.253	10:01:56.321
7	1:00.855	+0.401	10:02:57.176
8	1:00.454		10:03:57.630
9	1:01.418	+0.964	10:04:59.048
10	1:03.922	+3.468	10:06:02.970
11	1:23.745	+23.291	10:07:26.715
12	1:01.143	+0.689	10:08:27.858
13	1:00.777	+0.323	10:09:28.635

(12) Luke Raspudic-Verleih			
1	1:03.526	+3.015	9:53:33.731
2	1:01.325	+0.814	9:54:35.056
3	1:00.717	+0.206	9:55:35.773
4	1:00.805	+0.294	9:56:36.578
5	1:00.748	+0.237	9:57:37.326
6	1:00.631	+0.120	9:58:37.957
7	1:02.259	+1.748	9:59:40.216
8	1:14.323	+13.812	10:00:54.539
9	1:02.383	+1.872	10:01:56.922
10	1:00.968	+0.457	10:02:57.890
11	1:00.555	+0.044	10:03:58.445
12	1:00.905	+0.394	10:04:59.350
13	1:02.924	+2.413	10:06:02.274
14	1:03.860	+3.349	10:07:06.134
15	1:00.511		10:08:06.645
16	1:00.601	+0.090	10:09:07.246

(44) Niels Tröger			
1	1:01.919	+1.318	9:52:57.444
2	1:02.482	+1.881	9:53:59.926
3	1:00.911	+0.310	9:55:00.837
4	1:01.862	+1.261	9:56:02.699
5	1:02.224	+1.623	9:57:04.923
6	1:01.393	+0.792	9:58:06.316
7	1:00.793	+0.192	9:59:07.109
8	1:01.177	+0.576	10:00:08.286
9	1:00.665	+0.064	10:01:08.951
10	1:01.065	+0.464	10:02:10.016
11	1:00.825	+0.224	10:03:10.841
12	1:00.741	+0.140	10:04:11.582
13	1:00.814	+0.213	10:05:12.396
14	1:00.904	+0.303	10:06:13.300
15	1:00.855	+0.254	10:07:14.155
16	1:00.601		10:08:14.756

ADAC Kart Masters Wackersdorf

Bambini

Wackersdorf 1,222 Km

freies Training gerade

27.09.2014 09:45

Training (18:00 Zeit) gestartet um 9:50:50

Runde	Rundenzeit	Diff.	Tageszeit
17	1:00.915	+0.314	10:09:15.671

(34) Jonas Wagner

1	1:01.898	+1.283	9:53:32.950
2	1:01.375	+0.760	9:54:34.325
3	1:01.032	+0.417	9:55:35.357
4	1:00.808	+0.193	9:56:36.165
5	1:00.685	+0.070	9:57:36.850
6	1:02.921	+2.306	9:58:39.771
7	2:26.363	+1:25.748	10:01:06.134
8	1:01.285	+0.670	10:02:07.419
9	1:00.986	+0.371	10:03:08.405
10	1:02.150	+1.535	10:04:10.555
11	1:47.420	+46.805	10:05:57.975
12	1:01.164	+0.549	10:06:59.139
13	1:00.615		10:07:59.754
14	1:00.630	+0.015	10:09:00.384

(88) Ben Fricke

1	1:02.482	+1.525	9:52:57.946
2	1:01.659	+0.702	9:53:59.605
3	1:01.001	+0.044	9:55:00.606
4	1:02.421	+1.464	9:56:03.027
5	1:01.508	+0.551	9:57:04.535
6	1:04.212	+3.255	9:58:08.747
7	2:01.641	+1:00.684	10:00:10.388
8	1:02.203	+1.246	10:01:12.591
9	1:02.636	+1.679	10:02:15.227
10	1:01.482	+0.525	10:03:16.709
11	1:01.222	+0.265	10:04:17.931
12	1:01.243	+0.286	10:05:19.174
13	1:01.162	+0.205	10:06:20.336
14	1:01.451	+0.494	10:07:21.787
15	1:00.957		10:08:22.744
16	1:06.311	+5.354	10:09:29.055

(24) Rico Volz

1	1:03.141	+2.182	9:53:27.632
2	1:02.202	+1.243	9:54:29.834
3	1:01.933	+0.974	9:55:31.767
4	1:04.006	+3.047	9:56:35.773
5	1:03.086	+2.127	9:57:38.859
6	1:01.656	+0.697	9:58:40.515
7	1:01.588	+0.629	9:59:42.103
8	1:01.745	+0.786	10:00:43.848
9	1:01.886	+0.927	10:01:45.734
10	1:01.938	+0.979	10:02:47.672
11	1:05.036	+4.077	10:03:52.708
12	1:03.479	+2.520	10:04:56.187
13	1:01.571	+0.612	10:05:57.758
14	1:01.714	+0.755	10:06:59.472
15	1:00.959		10:08:00.431
16	1:01.217	+0.258	10:09:01.648

(6) Maximilian Schulte

1	1:02.510	+1.384	9:52:56.006
2	1:01.466	+0.340	9:53:57.472
3	1:01.163	+0.037	9:54:58.635
4	1:02.543	+1.417	9:56:01.178
5	2:29.295	+1:28.169	9:58:30.473
6	1:01.469	+0.343	9:59:31.942
7	1:02.532	+1.406	10:00:34.474
8	1:01.491	+0.365	10:01:35.965
9	1:01.126		10:02:37.091
10	1:02.868	+1.742	10:03:39.959
11	1:36.907	+35.781	10:05:16.866

Runde	Rundenzeit	Diff.	Tageszeit
12	1:01.137	+0.011	10:06:18.003
13	1:02.604	+1.478	10:07:20.607
14	1:44.321	+43.195	10:09:04.928

(22) Nico Hantke

1	1:02.408	+1.263	9:53:00.084
2	1:02.549	+1.404	9:54:02.633
3	1:01.656	+0.511	9:55:04.289
4	1:01.634	+0.489	9:56:05.923
5	1:01.391	+0.246	9:57:07.314
6	1:01.336	+0.191	9:58:08.650
7	1:11.145	+10.000	9:59:19.795
8	1:13.410	+12.265	10:00:33.205
9	1:02.989	+1.844	10:01:36.194
10	1:01.303	+0.158	10:02:37.497
11	1:01.365	+0.220	10:03:38.862
12	1:01.145		10:04:40.007
13	1:01.901	+0.756	10:05:41.908
14	1:03.059	+1.914	10:06:44.967
15	1:01.561	+0.416	10:07:46.528
16	1:03.354	+2.209	10:08:49.882
17	1:01.351	+0.206	10:09:51.233

(38) Andreas Lindner

1	1:03.149	+1.863	9:53:00.302
2	1:02.073	+0.787	9:54:02.375
3	1:01.286		9:55:03.661
4	1:02.121	+0.835	9:56:05.782
5	1:01.358	+0.072	9:57:07.140
6	1:01.370	+0.084	9:58:08.510
7	1:02.366	+1.080	9:59:10.876
8	1:36.737	+35.451	10:00:47.613
9	1:06.298	+5.012	10:01:53.911
10	1:01.780	+0.494	10:02:55.691
11	1:01.794	+0.508	10:03:57.485
12	1:01.558	+0.272	10:04:59.043
13	1:02.536	+1.250	10:06:01.579
14	1:02.002	+0.716	10:07:03.581
15	1:01.688	+0.402	10:08:05.269
16	1:02.315	+1.029	10:09:07.584

(14) Mika Rausch

1	1:03.071	+1.769	9:53:21.697
2	1:02.246	+0.944	9:54:23.943
3	1:01.700	+0.398	9:55:25.643
4	1:01.652	+0.350	9:56:27.295
5	1:02.025	+0.723	9:57:29.320
6	1:01.516	+0.214	9:58:30.836
7	1:01.514	+0.212	9:59:32.350
8	1:01.602	+0.300	10:00:33.952
9	1:01.765	+0.463	10:01:35.717
10	1:01.302		10:02:37.019
11	1:01.324	+0.022	10:03:38.343
12	1:01.599	+0.297	10:04:39.942
13	1:02.018	+0.716	10:05:41.960
14	1:02.071	+0.769	10:06:44.031
15	1:02.273	+0.971	10:07:46.304
16	1:01.496	+0.194	10:08:47.800
17	1:03.313	+2.011	10:09:51.113

(54) Leon Rullit

1	1:02.679	+0.909	9:53:03.653
2	1:02.329	+0.559	9:54:05.982
3	1:02.053	+0.283	9:55:08.035
4	1:02.410	+0.640	9:56:10.445
5	1:02.102	+0.332	9:57:12.547

ADAC Kart Masters Wackersdorf

Bambini Wackersdorf 1,222 Km

Zeittraining Gruppe 1 27.09.2014 12:35

Qualifikation gestartet um 12:32:43

Pos.	Nr.	Name	Nat/Wohnort	Fabrikat	Bewerber/Sponsor	Rnd.	Beste Zeit	Diff.	In Rd.	km/h
1	4	Niklas Bienek	GER/Berlin	Top-Kart/IAME	ADAC Berlin-Brandenburg e.V.	9	59.480		8	73,961
2	26	Phil Hill	GER/Mühlheim	Jesolo/IAME	TR Motorsport / ADAC Nordrhein e.V.	9	59.563	0.083	9	73,858
3	18	Miroslaw Kravchenko	GER/Krefeld	Mach1/IAME	DS Kartsport	9	59.570	0.090	8	73,849
4	17	Davids Trefilovs	LAT/Berlin	Jesolo/IAME	TR Motorsport	9	59.700	0.220	7	73,688
5	9	Jan Lukas Keil	GER/Rommerskirchen	Birel/IAME	Solgat Motorsport	9	59.747	0.267	8	73,630
6	12	Luke Raspudic-Verleih	GER/Ratingen	Jesolo/IAME	TR Motorsport	9	59.771	0.291	4	73,601
7	33	Dominik Müller	GER/Berlin	Jesolo/IAME	TR Motorsport	9	59.885	0.405	4	73,461
8	34	Jonas Wagner	GER/Rockensußra	Tony-Kart/IAME	ADAC Hessen-Thüringen e.V.	9	59.948	0.468	7	73,384
9	55	David Qufaj	GER/Nürnberg	Tony-Kart/IAME	KSM Racing Team	9	59.952	0.472	7	73,379
10	44	Niels Tröger	GER/Großfriesen	Jesolo/IAME	TR Motorsport	9	1:00.102	0.622	5	73,196
11	22	Nico Hantke	GER/Hürth	Tony Kart/IAME	KSM Racing Team	9	1:00.136	0.656	6	73,154
12	24	Rico Volz	GER/Schömberg	Birel/IAME	Solgat Motorsport	9	1:00.180	0.700	4	73,101
13	36	Leon Koslowski	GER/Eschweiler	Birel/IAME	Solgat Motorsport	9	1:00.242	0.762	4	73,025
14	13	Lisa-Marie Mohr	GER/Brüggen	Topkart/IAME	Dischner Racing	9	1:00.279	0.799	6	72,981
15	31	Jusuf Owega	GER/Köln	Jesolo/IAME	TR Motorsport	9	1:00.390	0.910	7	72,846
16	14	Mika Rausch	GER/Ahlen	CRG/IAME		4	1:00.805	1.325	3	72,349
17	101	Luis Esser	GER/Neukirchen-Vluyn	Birel/IAME		9	1:01.245	1.765	9	71,830
18	54	Leon Rullit	GER/Nürnberg	Jesolo/IAME		9	1:01.400	1.920	6	71,648

Bemerkungen

Ergebnis vorbehaltlich der technischen und sportlichen Nachuntersuchung

ADAC Kart Masters Wackersdorf

Bambini

Wackersdorf 1,222 Km

Zeittraining Gruppe 1

27.09.2014 12:35

Qualifikation gestartet um 12:32:43

Runde	Rundenzeit	Diff.	Tageszeit
(4) Niklas Bienek			
1	1:03.254	+3.774	12:37:40.651
2	1:00.201	+0.721	12:38:40.852
3	59.786	+0.306	12:39:40.638
4	1:02.624	+3.144	12:40:43.262
5	1:00.022	+0.542	12:41:43.284
6	59.796	+0.316	12:42:43.080
7	1:02.010	+2.530	12:43:45.090
8	59.480		12:44:44.570
9	59.597	+0.117	12:45:44.167

Runde	Rundenzeit	Diff.	Tageszeit
(26) Phil Hill			
1	1:00.742	+1.179	12:37:56.758
2	1:00.257	+0.694	12:38:57.015
3	59.980	+0.417	12:39:56.995
4	59.802	+0.239	12:40:56.797
5	59.697	+0.134	12:41:56.494
6	59.742	+0.179	12:42:56.236
7	59.826	+0.263	12:43:56.062
8	59.796	+0.233	12:44:55.858
9	59.563		12:45:55.421

Runde	Rundenzeit	Diff.	Tageszeit
(18) Miroslaw Kravchenko			
1	1:01.748	+2.178	12:37:37.804
2	1:00.361	+0.791	12:38:38.165
3	59.923	+0.353	12:39:38.088
4	59.622	+0.052	12:40:37.710
5	59.616	+0.046	12:41:37.326
6	59.695	+0.125	12:42:37.021
7	59.881	+0.311	12:43:36.902
8	59.570		12:44:36.472
9	59.877	+0.307	12:45:36.349

Runde	Rundenzeit	Diff.	Tageszeit
(17) Davids Trefilovs			
1	1:02.426	+2.726	12:37:38.470
2	1:00.437	+0.737	12:38:38.907
3	1:00.279	+0.579	12:39:39.186
4	1:00.082	+0.382	12:40:39.268
5	1:00.323	+0.623	12:41:39.591
6	59.851	+0.151	12:42:39.442
7	59.700		12:43:39.142
8	1:00.632	+0.932	12:44:39.774
9	59.956	+0.256	12:45:39.730

Runde	Rundenzeit	Diff.	Tageszeit
(9) Jan Lukas Keil			
1	1:01.433	+1.686	12:37:32.879
2	1:00.822	+1.075	12:38:33.701
3	1:00.448	+0.701	12:39:34.149
4	1:00.553	+0.806	12:40:34.702
5	1:03.392	+3.645	12:41:38.094
6	1:00.240	+0.493	12:42:38.334
7	59.765	+0.018	12:43:38.099
8	59.747		12:44:37.846
9	1:00.090	+0.343	12:45:37.936

Runde	Rundenzeit	Diff.	Tageszeit
(12) Luke Raspudic-Verleih			
1	1:01.527	+1.756	12:37:39.355
2	1:00.356	+0.585	12:38:39.711
3	1:00.389	+0.618	12:39:40.100
4	59.771		12:40:39.871
5	1:00.550	+0.779	12:41:40.421
6	1:00.722	+0.951	12:42:41.143
7	1:00.116	+0.345	12:43:41.259
8	59.910	+0.139	12:44:41.169
9	1:00.524	+0.753	12:45:41.693

Runde	Rundenzeit	Diff.	Tageszeit
(33) Dominik Müller			
1	1:02.344	+2.459	12:37:38.681
2	1:00.439	+0.554	12:38:39.120
3	1:00.672	+0.787	12:39:39.792
4	59.885		12:40:39.677
5	1:00.703	+0.818	12:41:40.380
6	1:02.543	+2.658	12:42:42.923
7	1:00.455	+0.570	12:43:43.378
8	1:00.036	+0.151	12:44:43.414
9	1:00.061	+0.176	12:45:43.475

Runde	Rundenzeit	Diff.	Tageszeit
(34) Jonas Wagner			
1	1:00.904	+0.956	12:37:49.423
2	1:00.734	+0.786	12:38:50.157
3	1:00.183	+0.235	12:39:50.340
4	1:00.561	+0.613	12:40:50.901
5	1:00.480	+0.532	12:41:51.381
6	1:00.101	+0.153	12:42:51.482
7	59.948		12:43:51.430
8	1:00.478	+0.530	12:44:51.908
9	1:00.913	+0.965	12:45:52.821

Runde	Rundenzeit	Diff.	Tageszeit
(55) David Qufaj			
1	1:01.365	+1.413	12:37:39.064
2	1:00.719	+0.767	12:38:39.783
3	1:00.400	+0.448	12:39:40.183
4	1:00.102	+0.150	12:40:40.285
5	1:00.210	+0.258	12:41:40.495
6	1:00.339	+0.387	12:42:40.834
7	59.952		12:43:40.786
8	1:00.033	+0.081	12:44:40.819
9	1:00.303	+0.351	12:45:41.122

Runde	Rundenzeit	Diff.	Tageszeit
(44) Niels Tröger			
1	1:01.745	+1.643	12:37:39.614
2	1:00.488	+0.386	12:38:40.102
3	1:00.461	+0.359	12:39:40.563
4	1:00.339	+0.237	12:40:40.902
5	1:00.102		12:41:41.004
6	1:00.657	+0.555	12:42:41.661
7	1:00.134	+0.032	12:43:41.795
8	1:00.369	+0.267	12:44:42.164
9	1:00.124	+0.022	12:45:42.288

Runde	Rundenzeit	Diff.	Tageszeit
(22) Nico Hantke			
1	1:01.716	+1.580	12:37:39.974
2	1:01.152	+1.016	12:38:41.126
3	1:00.710	+0.574	12:39:41.836
4	1:01.130	+0.994	12:40:42.966
5	1:00.501	+0.365	12:41:43.467
6	1:00.136		12:42:43.603
7	1:00.396	+0.260	12:43:43.999
8	1:00.500	+0.364	12:44:44.499
9	1:00.246	+0.110	12:45:44.745

Runde	Rundenzeit	Diff.	Tageszeit
(24) Rico Volz			
1	1:01.380	+1.200	12:37:38.993
2	1:00.461	+0.281	12:38:39.454
3	1:00.577	+0.397	12:39:40.031
4	1:00.180		12:40:40.211
5	1:00.587	+0.407	12:41:40.798
6	1:00.540	+0.360	12:42:41.338
7	1:00.190	+0.010	12:43:41.528
8	1:00.226	+0.046	12:44:41.754
9	1:00.360	+0.180	12:45:42.114

Runde	Rundenzeit	Diff.	Tageszeit
(36) Leon Koslowski			
1	1:01.636	+1.394	12:37:34.009
2	1:01.572	+1.330	12:38:35.581
3	1:00.693	+0.451	12:39:36.274
4	1:00.242		12:40:36.516
5	1:01.463	+1.221	12:41:37.979
6	1:00.797	+0.555	12:42:38.776
7	1:00.297	+0.055	12:43:39.073
8	1:01.410	+1.168	12:44:40.483
9	1:00.571	+0.329	12:45:41.054

Runde	Rundenzeit	Diff.	Tageszeit
(13) Lisa-Marie Mohr			
1	1:01.266	+0.987	12:37:33.980
2	1:01.046	+0.767	12:38:35.026
3	1:00.872	+0.593	12:39:35.898
4	1:00.482	+0.203	12:40:36.380
5	1:01.146	+0.867	12:41:37.526
6	1:00.279		12:42:37.805
7	1:00.432	+0.153	12:43:38.237
8	1:00.489	+0.210	12:44:38.726
9	1:00.349	+0.070	12:45:39.075

Runde	Rundenzeit	Diff.	Tageszeit
(31) Jusuf Owega			
1	1:00.862	+0.472	12:37:47.846
2	1:00.829	+0.439	12:38:48.675
3	1:00.568	+0.178	12:39:49.243
4	1:00.925	+0.535	12:40:50.168
5	1:00.408	+0.018	12:41:50.576
6	1:00.455	+0.065	12:42:51.031
7	1:00.390		12:43:51.421
8	1:00.559	+0.169	12:44:51.980
9	1:01.166	+0.776	12:45:53.146

Runde	Rundenzeit	Diff.	Tageszeit
(14) Mika Rausch			
1	1:02.124	+1.319	12:37:47.505
2	1:01.412	+0.607	12:38:48.917
3	1:00.805		12:39:49.722
4	1:02.139	+1.334	12:40:51.861

Runde	Rundenzeit	Diff.	Tageszeit
(101) Luis Esser			
1	1:02.436	+1.191	12:37:41.236
2	1:01.983	+0.738	12:38:43.219
3	1:02.333	+1.088	12:39:45.552
4	1:02.229	+0.984	12:40:47.781
5	1:01.851	+0.606	12:41:49.632
6	1:01.898	+0.653	12:42:51.530
7	1:01.363	+0.118	12:43:52.893
8	1:01.380	+0.135	12:44:54.273
9	1:01.245		12:45:55.518

Runde	Rundenzeit	Diff.	Tageszeit
(54) Leon Rullit			
1	1:03.047	+1.647	12:37:44.697
2	1:02.343	+0.943	12:38:47.040
3	1:02.043	+0.643	12:39:49.083
4	1:01.738	+0.338	12:40:50.821
5	1:01.410	+0.010	12:41:52.231
6	1:01.400		12:42:53.631
7	1:01.955	+0.555	12:43:55.586
8	1:02.044	+0.644	12:44:57.630
9	1:01.857	+0.457	12:45:59.487

ADAC Kart Masters Wackersdorf

Bambini Wackersdorf 1,222 Km

Zeittraining Gruppe 2 27.09.2014 12:50

Qualifikation gestartet um 12:47:24

Pos.	Nr.	Name	Nat/Wohnort	Fabrikat	Bewerber/Sponsor	Rnd.	Beste Zeit	Diff.	In Rd.	km/h
1	8	Hugo Sasse	GER/Dürrröhrsdorf Ditter	Parolin/IAME	Meier Motorsport	9	59.693		7	73,697
2	10	Dennis Peter Scott	GER/Wallenhorst	Birel/IAME	Solgat Motorsport	9	59.709	0.016	4	73,677
3	19	Luke Füngeling	GER/Vettweiß	Tony-Kart/IAME	KSM Racing Team	9	59.781	0.088	5	73,589
4	40	Jan David Fusen	GER/Köln	Birel/IAME	Schwabe-Motorsport	9	59.795	0.102	4	73,571
5	5	Paul Enders	GER/Salmtal	Top Kart/IAME	Ebert Motorsport / ADAC Mittelrhein e.V.	9	59.799	0.106	9	73,566
6	66	Noel Wilke	GER/Altbach	Birel/IAME	Solgat Motorsport	9	59.842	0.149	4	73,514
7	15	Luca Maisch	GER/Neustetten	Zanardi/IAME	TB Motorsport Racing Team / Motorsportt	9	59.879	0.186	6	73,468
8	25	Marius Zug	GER/Mitterscheyern	CRG/IAME	RL-Competition.com	9	59.973	0.280	6	73,353
9	32	Paul Metzker	GER/Limbürgerhof	Tony-Kart/IAME	Lanari Racing Team	9	1:00.102	0.409	6	73,196
10	21	Michael Santos	GER/Burghausen	Top-Kart/IAME		9	1:00.105	0.412	9	73,192
11	77	Julian Avallone	GER/Erding	CRG/IAME	Kartshop Ampfing	9	1:00.230	0.537	6	73,040
12	88	Ben Fricke	GER/Arnsberg	Tony-Kart/IAME	RMW Motorsport	9	1:00.252	0.559	9	73,013
13	6	Maximilian Schulte	GER/Viernheim	Birel/IAME	Schwabe-Motorsport / ADAC Hessen-Thür	9	1:00.485	0.792	8	72,732
14	38	Andreas Lindner	GER/Deggendorf	Jesolo/ART		9	1:00.734	1.041	8	72,434
15	89	Marc Elter	GER/Landsberg	Top-Kart/IAME	Ebert Motorsport	9	1:00.767	1.074	4	72,395
16	37	Louis Kulke	GER/Bielefeld	Birel/IAME	im-racing motorsport	9	1:00.845	1.152	2	72,302
17	99	Yannic Schröer	GER/Oderwitz	Birel/IAME	ADAC Sachsen e.V.	9	1:01.297	1.604	9	71,769

Bemerkungen
 Ergebnis vorbehaltlich der technischen und sportlichen Nachuntersuchung

ADAC Kart Masters Wackersdorf

Bambini Wackersdorf 1,222 Km

Zeittraining Gruppe 2 27.09.2014 12:50

Qualifikation gestartet um 12:47:24

Runde	Rundenzeit	Diff.	Tageszeit
(8) Hugo Sasse			
1	1:02.080	+2.387	12:52:17.297
2	1:01.283	+1.590	12:53:18.580
3	1:00.588	+0.895	12:54:19.168
4	59.753	+0.060	12:55:18.921
5	59.695	+0.002	12:56:18.616
6	59.987	+0.294	12:57:18.603
7	59.693		12:58:18.296
8	59.821	+0.128	12:59:18.117
9	59.968	+0.275	13:00:18.085

Runde	Rundenzeit	Diff.	Tageszeit
(10) Dennis Peter Scott			
1	1:01.355	+1.646	12:52:20.005
2	1:00.260	+0.551	12:53:20.265
3	1:00.308	+0.599	12:54:20.573
4	59.709		12:55:20.282
5	1:00.044	+0.335	12:56:20.326
6	59.716	+0.007	12:57:20.042
7	59.850	+0.141	12:58:19.892
8	1:00.062	+0.353	12:59:19.954
9	1:00.081	+0.372	13:00:20.035

Runde	Rundenzeit	Diff.	Tageszeit
(19) Luke Füngeling			
1	1:01.000	+1.219	12:52:17.222
2	1:00.938	+1.157	12:53:18.160
3	1:01.241	+1.460	12:54:19.401
4	1:00.073	+0.292	12:55:19.474
5	59.781		12:56:19.255
6	59.849	+0.068	12:57:19.104
7	1:00.324	+0.543	12:58:19.428
8	1:00.316	+0.535	12:59:19.744
9	1:00.545	+0.764	13:00:20.289

Runde	Rundenzeit	Diff.	Tageszeit
(40) Jan David Fusen			
1	1:01.113	+1.318	12:52:16.060
2	1:00.185	+0.390	12:53:16.245
3	1:00.553	+0.758	12:54:16.798
4	59.795		12:55:16.593
5	59.902	+0.107	12:56:16.495
6	59.884	+0.089	12:57:16.379
7	59.972	+0.177	12:58:16.351
8	59.850	+0.055	12:59:16.201
9	1:00.028	+0.233	13:00:16.229

Runde	Rundenzeit	Diff.	Tageszeit
(5) Paul Enders			
1	1:00.816	+1.017	12:52:18.367
2	1:00.461	+0.662	12:53:18.828
3	1:00.738	+0.939	12:54:19.566
4	1:00.258	+0.459	12:55:19.824
5	1:00.662	+0.863	12:56:20.486
6	1:00.374	+0.575	12:57:20.860
7	59.988	+0.189	12:58:20.848
8	1:00.115	+0.316	12:59:20.963
9	59.799		13:00:20.762

Runde	Rundenzeit	Diff.	Tageszeit
(66) Noel Wilke			
1	1:01.978	+2.136	12:52:21.151
2	1:00.253	+0.411	12:53:21.404
3	1:00.934	+1.092	12:54:22.338
4	59.842		12:55:22.180
5	1:11.052	+11.210	12:56:33.232
6	1:00.424	+0.582	12:57:33.656
7	1:00.435	+0.593	12:58:34.091
8	1:00.067	+0.225	12:59:34.158
9	59.882	+0.040	13:00:34.040

Runde	Rundenzeit	Diff.	Tageszeit
(15) Luca Maisch			
1	1:01.277	+1.398	12:52:19.403
2	1:00.454	+0.575	12:53:19.857
3	1:00.309	+0.430	12:54:20.166
4	59.882	+0.003	12:55:20.048
5	59.883	+0.004	12:56:19.931
6	59.879		12:57:19.810
7	1:00.036	+0.157	12:58:19.846
8	1:00.033	+0.154	12:59:19.879
9	1:00.141	+0.262	13:00:20.020

Runde	Rundenzeit	Diff.	Tageszeit
(25) Marius Zug			
1	1:01.215	+1.242	12:52:17.156
2	1:01.284	+1.311	12:53:18.440
3	1:00.595	+0.622	12:54:19.035
4	1:00.252	+0.279	12:55:19.287
5	1:00.090	+0.117	12:56:19.377
6	59.973		12:57:19.350
7	1:00.339	+0.366	12:58:19.689
8	1:00.869	+0.896	12:59:20.558
9	1:00.039	+0.066	13:00:20.597

Runde	Rundenzeit	Diff.	Tageszeit
(32) Paul Metzker			
1	1:01.451	+1.349	12:52:17.078
2	1:39.353	+39.251	12:53:56.431
3	1:00.993	+0.891	12:54:57.424
4	1:00.877	+0.775	12:55:58.301
5	1:00.546	+0.444	12:56:58.847
6	1:00.102		12:57:58.949
7	1:00.436	+0.334	12:58:59.385
8	1:00.418	+0.316	12:59:59.803
9	1:00.325	+0.223	13:01:00.128

Runde	Rundenzeit	Diff.	Tageszeit
(21) Michael Santos			
1	1:02.118	+2.013	12:52:29.351
2	1:01.013	+0.908	12:53:30.364
3	1:00.867	+0.762	12:54:31.231
4	1:00.695	+0.590	12:55:31.926
5	1:00.839	+0.734	12:56:32.765
6	1:00.603	+0.498	12:57:33.368
7	1:00.834	+0.729	12:58:34.202
8	1:00.177	+0.072	12:59:34.379
9	1:00.105		13:00:34.484

Runde	Rundenzeit	Diff.	Tageszeit
(77) Julian Avallone			
1	1:01.265	+1.035	12:52:18.874
2	1:00.828	+0.598	12:53:19.702
3	1:00.652	+0.422	12:54:20.354
4	1:00.234	+0.004	12:55:20.588
5	1:00.303	+0.073	12:56:20.891
6	1:00.230		12:57:21.121
7	1:00.648	+0.418	12:58:21.769
8	1:01.036	+0.806	12:59:22.805
9	1:00.970	+0.740	13:00:23.775

Runde	Rundenzeit	Diff.	Tageszeit
(88) Ben Fricke			
1	1:01.956	+1.704	12:52:14.671
2	1:01.500	+1.248	12:53:16.171
3	1:00.800	+0.548	12:54:16.971
4	1:00.454	+0.202	12:55:17.425
5	1:00.554	+0.302	12:56:17.979
6	1:00.788	+0.536	12:57:18.767
7	1:00.854	+0.602	12:58:19.621
8	1:00.634	+0.382	12:59:20.255
9	1:00.252		13:00:20.507

Runde	Rundenzeit	Diff.	Tageszeit
(6) Maximilian Schulte			
1	1:01.877	+1.392	12:52:20.293
2	1:00.998	+0.513	12:53:21.291
3	1:03.654	+3.169	12:54:24.945
4	1:04.981	+4.496	12:55:29.926
5	1:01.047	+0.562	12:56:30.973
6	1:00.934	+0.449	12:57:31.907
7	1:00.793	+0.308	12:58:32.700
8	1:00.485		12:59:33.185
9	1:00.596	+0.111	13:00:33.781

Runde	Rundenzeit	Diff.	Tageszeit
(38) Andreas Lindner			
1	1:03.170	+2.436	12:52:21.724
2	1:01.817	+1.083	12:53:23.541
3	1:01.477	+0.743	12:54:25.018
4	1:01.368	+0.634	12:55:26.386
5	1:01.308	+0.574	12:56:27.694
6	1:01.180	+0.446	12:57:28.874
7	1:01.216	+0.482	12:58:30.090
8	1:00.734		12:59:30.824
9	1:01.056	+0.322	13:00:31.880

Runde	Rundenzeit	Diff.	Tageszeit
(89) Marc Elter			
1	1:01.307	+0.540	12:52:23.540
2	1:01.254	+0.487	12:53:24.794
3	1:00.894	+0.127	12:54:25.688
4	1:00.767		12:55:26.455
5	1:00.862	+0.095	12:56:27.317
6	1:01.399	+0.632	12:57:28.716
7	1:01.132	+0.365	12:58:29.848
8	1:00.897	+0.130	12:59:30.745
9	1:00.951	+0.184	13:00:31.696

Runde	Rundenzeit	Diff.	Tageszeit
(37) Louis Kulke			
1	1:02.823	+1.978	12:52:18.590
2	1:00.845		12:53:19.435
3	1:01.452	+0.607	12:54:20.887
4	1:01.228	+0.383	12:55:22.115
5	1:01.400	+0.555	12:56:23.515
6	1:01.469	+0.624	12:57:24.984
7	1:01.302	+0.457	12:58:26.286
8	1:01.444	+0.599	12:59:27.730
9	1:04.096	+3.251	13:00:31.826

Runde	Rundenzeit	Diff.	Tageszeit
(99) Yannic Schröder			
1	1:02.031	+0.734	12:52:19.774
2	1:01.394	+0.097	12:53:21.168
3	1:01.660	+0.363	12:54:22.828
4	1:01.419	+0.122	12:55:24.247
5	1:01.889	+0.592	12:56:26.136
6	1:03.034	+1.737	12:57:29.170
7	1:01.304	+0.007	12:58:30.474
8	1:01.506	+0.209	12:59:31.980
9	1:01.297		13:00:33.277

ADAC Kart Masters Wackersdorf


Bambini Wackersdorf 1,222 Km

Gesamt Zeittraining

Pos.	Nr.	Name	Fabrikat	Bewerber/Sponsor	Nat/Wohnort	Gesamtbestzeit	Diff.	ZG1 Beste Zeit	ZG2 Beste Zeit
1	4	Niklas Bieneke	Top-Kart/IAME	ADAC Berlin-Brandenburg e.V.	GER/Berlin	59.480		59.480	
2	26	Phil Hill	Jesolo/IAME	TR Motorsport / ADAC Nordrhein e.V.	GER/Mühlmeim	59.563	0.083	59.563	
3	18	Miroslaw Kravchenko	Mach1/IAME	DS Kartsport	GER/Krefeld	59.570	0.090	59.570	
4	8	Hugo Sasse	Parolin/IAME	Meier Motorsport	GER/Dürrröhrsdorf	59.693	0.213		59.693
5	17	Davids Trefilovs	Jesolo/IAME	TR Motorsport	LAT/Berlin	59.700	0.220	59.700	
6	10	Dennis Peter Scott	Birel/IAME	Solgat Motorsport	GER/Wallenhorst	59.709	0.229		59.709
7	9	Jan Lukas Keil	Birel/IAME	Solgat Motorsport	GER/Rommerskirch	59.747	0.267	59.747	
8	12	Luke Raspudic-Verleih	Jesolo/IAME	TR Motorsport	GER/Ratingen	59.771	0.291	59.771	
9	19	Luke Füngeling	Tony-Kart/IAME	KSM Racing Team	GER/Vettweiß	59.781	0.301		59.781
10	40	Jan David Fusen	Birel/IAME	Schwabe-Motorsport	GER/Köln	59.795	0.315		59.795
11	5	Paul Enders	Top Kart/IAME	Ebert Motorsport / ADAC Mittelrhein e.V.	GER/Salmtal	59.799	0.319		59.799
12	66	Noel Wilke	Birel/IAME	Solgat Motorsport	GER/Altbach	59.842	0.362		59.842
13	15	Luca Maisch	Zanardi/IAME	TB Motorsport Racing Team / Motorsportteam A	GER/Neustetten	59.879	0.399		59.879
14	33	Dominik Müller	Jesolo/IAME	TR Motorsport	GER/Berlin	59.885	0.405	59.885	
15	34	Jonas Wagner	Tony-Kart/IAME	ADAC Hessen-Thüringen e.V.	GER/Rockensußra	59.948	0.468	59.948	
16	55	David Qufaj	Tony-Kart/IAME	KSM Racing Team	GER/Nürnberg	59.952	0.472	59.952	
17	25	Marius Zug	CRG/IAME	RL-Competition.com	GER/Mitterscheyern	59.973	0.493		59.973
18	44	Niels Tröger	Jesolo/IAME	TR Motorsport	GER/Großfriesen	1:00.102	0.622	1:00.102	
19	32	Paul Metzker	Tony-Kart/IAME	Lanari Racing Team	GER/Limburgerhof	1:00.102	0.622		1:00.102
20	21	Michael Santos	Top-Kart/IAME		GER/Burghausen	1:00.105	0.625		1:00.105
21	22	Nico Hantke	Tony Kart/IAME	KSM Racing Team	GER/Hürth	1:00.136	0.656	1:00.136	
22	24	Rico Volz	Birel/IAME	Solgat Motorsport	GER/Schöenberg	1:00.180	0.700	1:00.180	
23	77	Julian Avallone	CRG/IAME	Kartshop Ampfing	GER/Erding	1:00.230	0.750		1:00.230
24	36	Leon Koslowski	Birel/IAME	Solgat Motorsport	GER/Eschweiler	1:00.242	0.762	1:00.242	
25	88	Ben Fricke	Tony-Kart/IAME	RMW Motorsport	GER/Arnsberg	1:00.252	0.772		1:00.252
26	13	Lisa-Marie Mohr	Topkart/IAME	Dischner Racing	GER/Brüggen	1:00.279	0.799	1:00.279	
27	31	Jusuf Owega	Jesolo/IAME	TR Motorsport	GER/Köln	1:00.390	0.910	1:00.390	
28	6	Maximilian Schulte	Birel/IAME	Schwabe-Motorsport / ADAC Hessen-Thüringen	GER/Viernheim	1:00.485	1.005		1:00.485
29	38	Andreas Lindner	Jesolo/ART		GER/Deggendorf	1:00.734	1.254		1:00.734
30	89	Marc Elter	Top-Kart/IAME	Ebert Motorsport	GER/Landsberg	1:00.767	1.287		1:00.767
31	14	Mika Rausch	CRG/IAME		GER/Ahlen	1:00.805	1.325	1:00.805	
32	37	Louis Kulke	Birel/IAME	im-racing motorsport	GER/Bielefeld	1:00.845	1.365		1:00.845
33	101	Luis Esser	Birel/IAME		GER/Neukirchen-Vlt	1:01.245	1.765	1:01.245	
34	99	Yannic Schröer	Birel/IAME	ADAC Sachsen e.V.	GER/Oderwitz	1:01.297	1.817		1:01.297
35	54	Leon Rullit	Jesolo/IAME		GER/Nürnberg	1:01.400	1.920	1:01.400	

**Heateinteilung Bambini Gruppe A
ADAC Kart Masters 2014
Wackersdorf**

Gruppe	Pos	Nr.	Vorname	Nachname	Klasse	Beste Zeit
Gruppe A	1	4	Niklas	Bienek	Bambini	59.480
Gruppe A	4	8	Hugo	Sasse	Bambini	59.693
Gruppe A	7	9	Jan Lukas	Keil	Bambini	59.747
Gruppe A	10	40	Jan David	Fusen	Bambini	59.795
Gruppe A	13	15	Luca	Maisch	Bambini	59.879
Gruppe A	16	55	David	Qufaj	Bambini	59.952
Gruppe A	19	32	Paul	Metzker	Bambini	1:00.102
Gruppe A	22	24	Rico	Volz	Bambini	1:00.180
Gruppe A	25	88	Ben	Fricke	Bambini	1:00.252
Gruppe A	28	6	Maximilian	Schulte	Bambini	1:00.485
Gruppe A	31	14	Mika	Rausch	Bambini	1:00.805
Gruppe A	34	99	Yannic	Schröer	Bambini	1:01.297



Renndirektor Andreas Schwarz:

Sportkommissar Peter Fricke:

Rennsekretär Jürgen Güthlein:

Zeitnahme Monika Riehmers:


Reg.Nr.: 264/14

Printed: 27.09.2014 13:04

Aushang: h

Heateilung Bambini Gruppe B ADAC Kart Masters 2014 Wackersdorf

Gruppe	Pos	Nr.	Vorname	Nachname	Klasse	Beste Zeit
Gruppe B	2	26	Phil	Hill	Bambini	59.563
Gruppe B	5	17	Davids	Trefilovs	Bambini	59.700
Gruppe B	8	12	Luke	Raspudic-Verleih	Bambini	59.771
Gruppe B	11	5	Paul	Enders	Bambini	59.799
Gruppe B	14	33	Dominik	Müller	Bambini	59.885
Gruppe B	17	25	Marius	Zug	Bambini	59.973
Gruppe B	20	21	Michael	Santos	Bambini	1:00.105
Gruppe B	23	77	Julian	Avallone	Bambini	1:00.230
Gruppe B	26	13	Lisa-Marie	Mohr	Bambini	1:00.279
Gruppe B	29	38	Andreas	Lindner	Bambini	1:00.734
Gruppe B	32	37	Louis	Kulke	Bambini	1:00.845
Gruppe B	35	54	Leon	Rullit	Bambini	1:01.400



Renndirektor Andreas Schwarz:

Sportkommissar Peter Fricke:

Rennsekretär Jürgen Güthlein:

Zeitnahme Monika Riehmers:

Reg.Nr.: 264/14

Printed: 27.09.2014 13:04

Aushang: h

Heateinteilung Bambini Gruppe C

ADAC Kart Masters 2014

Wackersdorf

Gruppe	Pos	Nr.	Vorname	Nachname	Klasse	Beste Zeit
Gruppe C	3	18	Miroslaw	Kravchenko	Bambini	59.570
Gruppe C	6	10	Dennis Peter	Scott	Bambini	59.709
Gruppe C	9	19	Luke	Füngeling	Bambini	59.781
Gruppe C	12	66	Noel	Wilke	Bambini	59.842
Gruppe C	15	34	Jonas	Wagner	Bambini	59.948
Gruppe C	18	44	Niels	Tröger	Bambini	1:00.102
Gruppe C	21	22	Nico	Hantke	Bambini	1:00.136
Gruppe C	24	36	Leon	Koslowski	Bambini	1:00.242
Gruppe C	27	31	Jusuf	Owega	Bambini	1:00.390
Gruppe C	30	89	Marc	Elter	Bambini	1:00.767
Gruppe C	33	101	Luis	Esser	Bambini-Gast	1:01.245



Renndirektor Andreas Schwarz:

Sportkommissar Peter Fricke:

Rennsekretär Jürgen Güthlein:

Zeitnahme Monika Riehmers:

Reg.Nr.: 264/14

Printed: 27.09.2014 13:04

Aushang: h

ADAC Kart Masters 2014
 Klasse: Bambini
 Datum/Zeit: 27.09.2014 15:35

Strecke: Wackersdorf
 Heat: Rennen 3 Heat 1 B+C
 Runden 9

Version 1

	17	
33		34
	16	
31		32
	15	
29		30
	14	
27		28
	13	
25		26
Leon Rullit	12	
54 Gruppe B 1:01.400		24
23	11	Luis Esser
37 Gruppe B 1:00.845		101 Gruppe C 1:01.245
21	10	Marc Elter
38 Gruppe B 1:00.734		89 Gruppe C 1:00.767
19	9	Jusuf Owega
13 Gruppe B 1:00.279		31 Gruppe C 1:00.390
17	8	Leon Koslowski
77 Gruppe B 1:00.230		36 Gruppe C 1:00.242
15	7	Nico Hantke
21 Gruppe B 1:00.105		22 Gruppe C 1:00.136
13	6	Niels Tröger
25 Gruppe B 59.973		44 Gruppe C 1:00.102
11	5	Jonas Wagner
33 Gruppe B 59.885		34 Gruppe C 59.948
9	4	Noel Wilke
5 Gruppe B 59.799		66 Gruppe C 59.842
7	3	Luke Füngeling
12 Gruppe B 59.771		19 Gruppe C 59.781
5	2	Dennis Peter Scott
17 Gruppe B 59.700		10 Gruppe C 59.709
3	1	Miroslaw Kravchenko
26 Gruppe B 59.563		18 Gruppe C 59.570
1	Reihe	2

Pole Position

Renndirektor Andreas Schwarz:

Sportkommissar Peter Fricke:

Reg. Nr: 264/14

Aushang: h

Rennsekretär Jürgen Güthlein:

Zeitnahme Monika Riehmers:

ADAC Kart Masters 2014
 Klasse: Bambini
 Datum/Zeit: 27.09.2014 17:20

Strecke: Wackersdorf
 Heat: Rennen 8 Heat 2 A+B
 Runden 9

Version 1

	17	
33		34
	16	
31		32
	15	
29		30
	14	
27		28
	13	
25		26
Yannic Schröer	12	Leon Rullit
99		54
Gruppe A 1:01.297		Gruppe B 1:01.400
23		24
Mika Rausch	11	Louis Kulke
14		37
Gruppe A 1:00.805		Gruppe B 1:00.845
21		22
Maximilian Schulte	10	Andreas Lindner
6		38
Gruppe A 1:00.485		Gruppe B 1:00.734
19		20
Ben Fricke	9	Lisa-Marie Mohr
88		13
Gruppe A 1:00.252		Gruppe B 1:00.279
17		18
Rico Volz	8	Julian Avallone
24		77
Gruppe A 1:00.180		Gruppe B 1:00.230
15		16
Paul Metzker	7	Michael Santos
32		21
Gruppe A 1:00.102		Gruppe B 1:00.105
13		14
David Qufaj	6	Marius Zug
55		25
Gruppe A 59.952		Gruppe B 59.973
11		12
Luca Maisch	5	Dominik Müller
15		33
Gruppe A 59.879		Gruppe B 59.885
9		10
Jan David Fusen	4	Paul Enders
40		5
Gruppe A 59.795		Gruppe B 59.799
7		8
Jan Lukas Keil	3	Luke Raspudic-Verleil
9		12
Gruppe A 59.747		Gruppe B 59.771
5		6
Hugo Sasse	2	Davids Trefilovs
8		17
Gruppe A 59.693		Gruppe B 59.700
3		4
Niklas Bienek	1	Phil Hill
4		26
Gruppe A 59.480		Gruppe B 59.563
1		2

Pole Position

Reihe

Renndirektor Andreas Schwarz:
 Sportkommissar Peter Fricke:

Rennsekretär Jürgen Güthlein:
 Zeitnahme Monika Riehmers:

Reg. Nr: 264/14

Aushang: h

ADAC Kart Masters 2014
 Klasse: Bambini
 Datum/Zeit: 28.09.2014 11:10

Strecke: Wackersdorf
 Heat: Rennen 13 Heat 3 A+C
 Runden 9

Version 1

	17	
33		34
	16	
31		32
	15	
29		30
	14	
27		28
	13	
25		26
Yannic Schröer	12	
99		24
Gruppe A 1:01.297		
23	11	Luis Esser
14		101
Gruppe A 1:00.805		Gruppe C 1:01.245
21	10	Marc Elter
6		89
Gruppe A 1:00.485		Gruppe C 1:00.767
19	9	Jusuf Owega
88		31
Gruppe A 1:00.252		Gruppe C 1:00.390
17	8	Leon Koslowski
24		36
Gruppe A 1:00.180		Gruppe C 1:00.242
15	7	Nico Hantke
32		22
Gruppe A 1:00.102		Gruppe C 1:00.136
13	6	Niels Tröger
55		44
Gruppe A 59.952		Gruppe C 1:00.102
11	5	Jonas Wagner
15		34
Gruppe A 59.879		Gruppe C 59.948
9	4	Noel Wilke
40		66
Gruppe A 59.795		Gruppe C 59.842
7	3	Luke Füngeling
9		19
Gruppe A 59.747		Gruppe C 59.781
5	2	Dennis Peter Scott
8		10
Gruppe A 59.693		Gruppe C 59.709
3	1	Miroslaw Kravchenko
4		18
Gruppe A 59.480		Gruppe C 59.570
1		
Pole Position	Reihe	2

Renndirektor Andreas Schwarz:

Sportkommissar Peter Fricke:

Reg. Nr: 264/14

Aushang: h

Rennsekretär Jürgen Güthlein:

Zeitnahme Monika Riehmers:

ADAC Kart Masters Wackersdorf

Bambini Wackersdorf 1,222 Km

Heat B/C Rennen 3 27.09.2014 15:35

Rennen (9 Runden) gestartet um 15:38:03

Pos.	Nr.	Name	Nat/Wohnort	Fabrikat	Bewerber/Sponsor	Rnd.	Gesamtzeit	Diff.	Beste Zeit	In Rd.	Pkt.
1	26	Phil Hill	GER/Mühlmeim	Jesolo/IAME	TR Motorsport / ADAC Nordrhein e.V.	9	9:16.140		1:00.803	8	0
2	5	Paul Enders	GER/Salmtal	Top Kart/IAME	Ebert Motorsport / ADAC Mittelrhein e.V.	9	9:16.235	0.095	1:00.848	8	2
3	17	Davids Trefilovs	LAT/Berlin	Jesolo/IAME	TR Motorsport	9	9:17.008	0.868	1:00.360	8	3
4	18	Miroslaw Kravchenko	GER/Krefeld	Mach1/IAME	DS Kartsport	9	9:17.378	1.238	1:00.904	8	4
5	12	Luke Raspudic-Verleih	GER/Ratingen	Jesolo/IAME	TR Motorsport	9	9:17.730	1.590	1:00.719	8	5
6	33	Dominik Müller	GER/Berlin	Jesolo/IAME	TR Motorsport	9	9:17.786	1.646	1:00.821	5	6
7	66	Noel Wilke	GER/Altbach	Birel/IAME	Solgat Motorsport	9	9:17.902	1.762	1:00.672	8	7
8	25	Marius Zug	GER/Mitterscheyern	CRG/IAME	RL-Competition.com	9	9:18.139	1.999	1:00.591	6	8
9	34	Jonas Wagner	GER/Rockensußra	Tony-Kart/IAME	ADAC Hessen-Thüringen e.V.	9	9:18.235	2.095	1:00.622	5	9
10	10	Dennis Peter Scott	GER/Wallenhorst	Birel/IAME	Solgat Motorsport	9	9:18.471	2.331	1:00.876	8	10
11	13	Lisa-Marie Mohr	GER/Brüggen	Topkart/IAME	Dischner Racing	9	9:20.558	4.418	1:01.138	8	11
12	36	Leon Koslowski	GER/Eschweiler	Birel/IAME	Solgat Motorsport	9	9:21.107	4.967	1:00.797	8	12
13	44	Niels Tröger	GER/Großfriesen	Jesolo/IAME	TR Motorsport	9	9:21.139	4.999	1:00.978	6	13
14	21	Michael Santos	GER/Burghausen	Top-Kart/IAME		9	9:21.465	5.325	1:01.080	9	14
15	19	Luke Füngeling	GER/Vettweiß	Tony-Kart/IAME	KSM Racing Team	9	9:22.395	6.255	1:00.481	7	15
16	77	Julian Avallone	GER/Erding	CRG/IAME	Kartshop Ampfing	9	9:22.485	6.345	1:01.107	6	16
17	37	Louis Kulke	GER/Bielefeld	Birel/IAME	im-racing motorsport	9	9:22.795	6.655	1:01.285	3	17
18	22	Nico Hantke	GER/Hürth	Tony Kart/IAME	KSM Racing Team	9	9:22.982	6.842	1:01.194	3	18
19	101	Luis Esser	GER/Neukirchen-Vluyr	Birel/IAME		9	9:24.126	7.986	1:01.724	9	19
20	31	Jusuf Owega	GER/Köln	Jesolo/IAME	TR Motorsport	9	9:26.249	10.109	1:00.658	6	20
21	38	Andreas Lindner	GER/Deggendorf	Jesolo/ART		9	9:26.698	10.558	1:01.284	5	21
22	89	Marc Elter	GER/Landsberg	Top-Kart/IAME	Ebert Motorsport	9	9:27.419	11.279	1:01.277	6	22
23	54	Leon Rullit	GER/Nürnberg	Jesolo/IAME		9	9:27.569	11.429	1:01.359	5	23

Bemerkungen

Ergebnis vorbehaltlich der technischen und sportlichen Nachuntersuchung

Vorsprung	Ø km/h	Beste Rundenzeit	km/h	Beste Runde von
0.095	71,192	1:00.360	72,883	17 - Davids Trefilovs

Orbits

Zeitnahme Monika Riehmers:

direktor Andreas Schwarz:

www.mylaps.com

Sportkommissar Peter Fricke:

Reg. Nr. 264 /2014

Lizensiert für Camp Company GmbH

Gedruckt: 27.09.2014 15:57:50

Aushang: h

ADAC Kart Masters Wackersdorf

Bambini Wackersdorf 1,222 Km
 Heat B/C Rennen 3 27.09.2014 15:35

Rennen (9 Runden) gestartet um 15:38:03

Runde	Rundenzeit	Diff.	Tageszeit
(26) Phil Hill			
1	1:03.380	+2.577	15:39:06.859
2	1:01.937	+1.134	15:40:08.796
3	1:02.214	+1.411	15:41:11.010
4	1:01.344	+0.541	15:42:12.354
5	1:01.091	+0.288	15:43:13.445
6	1:01.398	+0.595	15:44:14.843
7	1:00.863	+0.060	15:45:15.706
8	1:00.803		15:46:16.509
9	1:02.965	+2.162	15:47:19.474

(5) Paul Enders			
1	1:03.668	+2.820	15:39:07.456
2	1:01.951	+1.103	15:40:09.407
3	1:02.105	+1.257	15:41:11.512
4	1:01.217	+0.369	15:42:12.729
5	1:01.040	+0.192	15:43:13.769
6	1:01.377	+0.529	15:44:15.146
7	1:00.996	+0.148	15:45:16.142
8	1:00.848		15:46:16.990
9	1:02.579	+1.731	15:47:19.569

(17) Davids Trefilovs			
1	1:03.678	+3.318	15:39:07.272
2	1:01.815	+1.455	15:40:09.087
3	1:02.068	+1.708	15:41:11.155
4	1:02.161	+1.801	15:42:13.316
5	1:00.683	+0.323	15:43:13.999
6	1:01.074	+0.714	15:44:15.073
7	1:01.436	+1.076	15:45:16.509
8	1:00.360		15:46:16.869
9	1:03.473	+3.113	15:47:20.342

(18) Miroslaw Kravchenko			
1	1:03.267	+2.363	15:39:06.601
2	1:03.540	+2.636	15:40:10.141
3	1:02.199	+1.295	15:41:12.340
4	1:01.287	+0.383	15:42:13.627
5	1:01.010	+0.106	15:43:14.637
6	1:01.019	+0.115	15:44:15.656
7	1:01.465	+0.561	15:45:17.121
8	1:00.904		15:46:18.025
9	1:02.687	+1.783	15:47:20.712

(12) Luke Raspudic-Verleih			
1	1:03.890	+3.171	15:39:07.580
2	1:02.417	+1.698	15:40:09.997
3	1:02.060	+1.341	15:41:12.057
4	1:01.331	+0.612	15:42:13.388
5	1:00.982	+0.263	15:43:14.370
6	1:01.053	+0.334	15:44:15.423
7	1:01.177	+0.458	15:45:16.600
8	1:00.719		15:46:17.319
9	1:03.745	+3.026	15:47:21.064

(33) Dominik Müller			
1	1:04.358	+3.537	15:39:08.251
2	1:02.244	+1.423	15:40:10.495
3	1:01.904	+1.083	15:41:12.399
4	1:01.712	+0.891	15:42:14.111
5	1:00.821		15:43:14.932
6	1:01.365	+0.544	15:44:16.297
7	1:01.122	+0.301	15:45:17.419
8	1:01.350	+0.529	15:46:18.769
9	1:02.351	+1.530	15:47:21.120

(66) Noel Wilke			
1	1:04.475	+3.803	15:39:08.240
2	1:03.057	+2.385	15:40:11.297
3	1:01.393	+0.721	15:41:12.690
4	1:02.122	+1.450	15:42:14.812
5	1:00.946	+0.274	15:43:15.758
6	1:00.762	+0.090	15:44:16.520
7	1:01.044	+0.372	15:45:17.564
8	1:00.672		15:46:18.236
9	1:03.000	+2.328	15:47:21.236

(25) Marius Zug			
1	1:04.831	+4.240	15:39:08.765
2	1:02.630	+2.039	15:40:11.395
3	1:01.491	+0.900	15:41:12.886
4	1:02.013	+1.422	15:42:14.899
5	1:00.754	+0.163	15:43:15.653
6	1:00.591		15:44:16.244
7	1:01.193	+0.602	15:45:17.437
8	1:01.702	+1.111	15:46:19.139
9	1:02.334	+1.743	15:47:21.473

(34) Jonas Wagner			
1	1:04.468	+3.846	15:39:08.339
2	1:02.311	+1.689	15:40:10.650
3	1:01.858	+1.236	15:41:12.508
4	1:01.988	+1.366	15:42:14.496
5	1:00.622		15:43:15.118
6	1:01.480	+0.858	15:44:16.598
7	1:01.197	+0.575	15:45:17.795
8	1:01.101	+0.479	15:46:18.896
9	1:02.673	+2.051	15:47:21.569

(10) Dennis Peter Scott			
1	1:03.501	+2.625	15:39:06.930
2	1:02.836	+1.960	15:40:09.766
3	1:02.359	+1.483	15:41:12.125
4	1:01.391	+0.515	15:42:13.516
5	1:01.303	+0.427	15:43:14.819
6	1:00.965	+0.089	15:44:15.784
7	1:01.454	+0.578	15:45:17.238
8	1:00.876		15:46:18.114
9	1:03.691	+2.815	15:47:21.805

(13) Lisa-Marie Mohr			
1	1:04.337	+3.199	15:39:08.559
2	1:02.942	+1.804	15:40:11.501
3	1:01.632	+0.494	15:41:13.133
4	1:02.501	+1.363	15:42:15.634
5	1:01.487	+0.349	15:43:17.121
6	1:01.165	+0.027	15:44:18.286
7	1:02.441	+1.303	15:45:20.727
8	1:01.138		15:46:21.865
9	1:02.027	+0.889	15:47:23.892

(36) Leon Koslowski			
1	1:05.800	+5.003	15:39:10.066
2	1:02.358	+1.561	15:40:12.424
3	1:01.398	+0.601	15:41:13.822
4	1:01.817	+1.020	15:42:15.639
5	1:01.805	+1.008	15:43:17.444
6	1:00.852	+0.055	15:44:18.296
7	1:03.064	+2.267	15:45:21.360
8	1:00.797		15:46:22.157
9	1:02.284	+1.487	15:47:24.441

(44) Niels Tröger			
1	1:04.162	+3.184	15:39:08.127
2	1:02.173	+1.195	15:40:10.300
3	1:03.370	+2.392	15:41:13.670
4	1:02.735	+1.757	15:42:16.405
5	1:02.074	+1.096	15:43:18.479
6	1:00.978		15:44:19.457
7	1:02.393	+1.415	15:45:21.850
8	1:01.262	+0.284	15:46:23.112
9	1:01.361	+0.383	15:47:24.473

(21) Michael Santos			
1	1:06.635	+5.555	15:39:10.663
2	1:02.703	+1.623	15:40:13.366
3	1:01.297	+0.217	15:41:14.663
4	1:02.283	+1.203	15:42:16.946
5	1:01.679	+0.599	15:43:18.625
6	1:01.543	+0.463	15:44:20.168
7	1:02.366	+1.286	15:45:22.534
8	1:01.185	+0.105	15:46:23.719
9	1:01.080		15:47:24.799

(19) Luke Füngeling			
1	1:03.104	+2.623	15:39:06.675
2	1:12.774	+12.293	15:40:19.449
3	1:01.328	+0.847	15:41:20.777
4	1:01.086	+0.605	15:42:21.863
5	1:00.867	+0.386	15:43:22.730
6	1:00.710	+0.229	15:44:23.440
7	1:00.481		15:45:23.921
8	1:00.487	+0.006	15:46:24.408
9	1:01.321	+0.840	15:47:25.729

(77) Julian Avallone			
1	1:06.372	+5.265	15:39:10.512
2	1:02.247	+1.140	15:40:12.759
3	1:01.493	+0.386	15:41:14.252
4	1:02.048	+0.941	15:42:16.300
5	1:02.221	+1.114	15:43:18.521
6	1:01.107		15:44:19.628
7	1:02.605	+1.498	15:45:22.233
8	1:01.850	+0.743	15:46:24.083
9	1:01.736	+0.629	15:47:25.819

(37) Louis Kulke			
1	1:06.128	+4.843	15:39:10.731
2	1:02.498	+1.213	15:40:13.229
3	1:01.285		15:41:14.514
4	1:02.041	+0.756	15:42:16.555
5	1:01.859	+0.574	15:43:18.414
6	1:01.512	+0.227	15:44:19.926
7	1:02.572	+1.287	15:45:22.498
8	1:01.706	+0.421	15:46:24.204
9	1:01.925	+0.640	15:47:26.129

(22) Nico Hantke			
1	1:07.033	+5.839	15:39:11.191
2	1:02.370	+1.176	15:40:13.561
3	1:01.194		15:41:14.755
4	1:01.972	+0.778	15:42:16.727
5	1:02.068	+0.874	15:43:18.795
6	1:01.596	+0.402	15:44:20.391
7	1:02.234	+1.040	15:45:22.625
8	1:01.683	+0.489	15:46:24.308
9	1:02.008	+0.814	15:47:26.316

ADAC Kart Masters Wackersdorf

Bambini Wackersdorf 1,222 Km

Heat B/C Rennen 3 27.09.2014 15:35

Rennen (9 Runden) gestartet um 15:38:03

Runde	Rundenzeit	Diff.	Tageszeit	Runde	Rundenzeit	Diff.	Tageszeit	Runde	Rundenzeit	Diff.	Tageszeit
(101) Luis Esser											
1	1:06.103	+4.379	15:39:11.165								
2	1:02.884	+1.160	15:40:14.049								
3	1:02.057	+0.333	15:41:16.106								
4	1:02.123	+0.399	15:42:18.229								
5	1:01.954	+0.230	15:43:20.183								
6	1:01.780	+0.056	15:44:21.963								
7	1:01.768	+0.044	15:45:23.731								
8	1:02.005	+0.281	15:46:25.736								
9	1:01.724		15:47:27.460								
(31) Jusuf Owega											
1	1:05.806	+5.148	15:39:10.211								
2	1:01.808	+1.150	15:40:12.019								
3	1:11.075	+10.417	15:41:23.094								
4	1:01.533	+0.875	15:42:24.627								
5	1:00.869	+0.211	15:43:25.496								
6	1:00.658		15:44:26.154								
7	1:00.835	+0.177	15:45:26.989								
8	1:01.626	+0.968	15:46:28.615								
9	1:00.968	+0.310	15:47:29.583								
(38) Andreas Lindner											
1	1:04.916	+3.632	15:39:09.281								
2	1:09.656	+8.372	15:40:18.937								
3	1:01.626	+0.342	15:41:20.563								
4	1:01.936	+0.652	15:42:22.499								
5	1:01.284		15:43:23.783								
6	1:01.362	+0.078	15:44:25.145								
7	1:01.681	+0.397	15:45:26.826								
8	1:01.664	+0.380	15:46:28.490								
9	1:01.542	+0.258	15:47:30.032								
(89) Marc Elter											
1	1:04.441	+3.164	15:39:08.976								
2	1:02.960	+1.683	15:40:11.936								
3	1:07.743	+6.466	15:41:19.679								
4	1:02.363	+1.086	15:42:22.042								
5	1:01.592	+0.315	15:43:23.634								
6	1:01.277		15:44:24.911								
7	1:01.876	+0.599	15:45:26.787								
8	1:02.126	+0.849	15:46:28.913								
9	1:01.840	+0.563	15:47:30.753								
(54) Leon Rullit											
1	1:10.192	+8.833	15:39:14.944								
2	1:02.598	+1.239	15:40:17.542								
3	1:02.207	+0.848	15:41:19.749								
4	1:02.931	+1.572	15:42:22.680								
5	1:01.359		15:43:24.039								
6	1:01.400	+0.041	15:44:25.439								
7	1:02.031	+0.672	15:45:27.470								
8	1:01.567	+0.208	15:46:29.037								
9	1:01.866	+0.507	15:47:30.903								

ADAC Kart Masters Wackersdorf

Bambini Wackersdorf 1,222 Km

Heat A/B Rennen 8 27.09.2014 17:20

Rennen (9 Runden) gestartet um 17:22:46

Pos.	Nr.	Name	Nat/Wohnort	Fabrikat	Bewerber/Sponsor	Rnd.	Gesamtzeit	Diff.	Beste Zeit	In Rd.	Pkt.
1	40	Jan David Fusen	GER/Köln	Birel/IAME	Schwabe-Motorsport	9	9:09.974		1:00.292	9	0
2	17	Davids Trefilovs	LAT/Berlin	Jesolo/IAME	TR Motorsport	9	9:10.104	0.130	1:00.288	9	2
3	33	Dominik Müller	GER/Berlin	Jesolo/IAME	TR Motorsport	9	9:11.787	1.813	1:00.494	8	3
4	12	Luke Raspudic-Verleih	GER/Ratingen	Jesolo/IAME	TR Motorsport	9	9:13.229	3.255	1:00.611	8	4
5	9	Jan Lukas Keil	GER/Rommerskirchen	Birel/IAME	Solgat Motorsport	9	9:13.298	3.324	1:00.468	6	5
6	5	Paul Enders	GER/Salmatal	Top Kart/IAME	Ebert Motorsport / ADAC Mittelrhein e.V.	9	9:13.368	3.394	1:00.130	8	6
7	26	Phil Hill	GER/Mühlmeim	Jesolo/IAME	TR Motorsport / ADAC Nordrhein e.V.	9	9:13.658	3.684	1:00.488	8	7
8	15	Luca Maisch	GER/Neustetten	Zanardi/IAME	TB Motorsport Racing Team / Motorspo	9	9:13.868	3.894	1:00.499	6	8
9	32	Paul Metzker	GER/Limbürgerhof	Tony-Kart/IAME	Lanari Racing Team	9	9:13.901	3.927	1:00.631	6	9
10	8	Hugo Sasse	GER/Dürrröhrsdorf Dit	Parolin/IAME	Meier Motorsport	9	9:14.125	4.151	1:00.564	7	10
11	55	David Qufaj	GER/Nürnberg	Tony-Kart/IAME	KSM Racing Team	9	9:14.155	4.181	1:00.610	7	11
12	25	Marius Zug	GER/Mitterscheyern	CRG/IAME	RL-Competition.com	9	9:15.897	5.923	1:00.516	8	12
13	6	Maximilian Schulte	GER/Viernheim	Birel/IAME	Schwabe-Motorsport / ADAC Hessen-Th	9	9:17.313	7.339	1:00.749	6	13
14	21	Michael Santos	GER/Burghausen	Top-Kart/IAME		9	9:17.704	7.730	1:00.869	9	14
15	24	Rico Volz	GER/Schömborg	Birel/IAME	Solgat Motorsport	9	9:17.990	8.016	1:00.923	6	15
16	77	Julian Avallone	GER/Erding	CRG/IAME	Kartshop Ampfing	9	9:19.465	9.491	1:01.019	7	16
17	14	Mika Rausch	GER/Ahlen	CRG/IAME		9	9:19.841	9.867	1:01.179	7	17
18	88	Ben Fricke	GER/Arnsberg	Tony-Kart/IAME	RMW Motorsport	9	9:19.975	10.001	1:00.968	7	18
19	38	Andreas Lindner	GER/Deggendorf	Jesolo/ART		9	9:22.953	12.979	1:01.205	8	19
20	99	Yannic Schröder	GER/Oderwitz	Birel/IAME	ADAC Sachsen e.V.	9	9:24.131	14.157	1:01.545	9	20
21	37	Louis Kulke	GER/Bielefeld	Birel/IAME	im-racing motorsport	9	9:24.720	14.746	1:01.745	6	21
22	13	Lisa-Marie Mohr	GER/Brüggen	Topkart/IAME	Dischner Racing	9	9:40.045	30.071	1:01.049	8	22
23	54	Leon Rullit	GER/Nürnberg	Jesolo/IAME		9	10:04.231	54.257	1:01.864	8	23
24	4	Niklas Bieneck	GER/Berlin	Top-Kart/IAME	ADAC Berlin-Brandenburg e.V.	8	9:20.366	1 Runde	1:00.722	6	24

Bemerkungen

Ergebnis vorbehaltlich der technischen und sportlichen Nachuntersuchung

Vorsprung	Ø km/h	Beste Rundenzeit	km/h	Beste Runde von
0.130	71,990	1:00.130	73,161	5 - Paul Enders

Orbits

Zeitnahme Monika Riehmers:

direktor Andreas Schwarz:

www.mylaps.com

Sportkommissar Peter Fricke:

Reg. Nr. 264 /2014

Lizensiert für Camp Company GmbH

Gedruckt: 27.09.2014 17:33:25

Aushang: h

ADAC Kart Masters Wackersdorf

Bambini Wackersdorf 1,222 Km
Heat A/B Rennen 8 27.09.2014 17:20

Rennen (9 Runden) gestartet um 17:22:46

Runde	Rundenzeit	Diff.	Tageszeit	Runde	Rundenzeit	Diff.	Tageszeit	Runde	Rundenzeit	Diff.	Tageszeit
(40) Jan David Fusen				(26) Phil Hill				(6) Maximilian Schulte			
1	1:03.509	+3.217	17:23:50.007	1	1:04.169	+3.681	17:23:50.310	1	1:05.321	+4.572	17:23:52.879
2	1:01.037	+0.745	17:24:51.044	2	1:01.436	+0.948	17:24:51.746	2	1:01.712	+0.963	17:24:54.591
3	1:01.190	+0.898	17:25:52.234	3	1:01.528	+1.040	17:25:53.274	3	1:01.069	+0.320	17:25:55.660
4	1:00.562	+0.270	17:26:52.796	4	1:01.327	+0.839	17:26:54.601	4	1:01.976	+1.227	17:26:57.636
5	1:00.662	+0.370	17:27:53.458	5	1:00.723	+0.235	17:27:55.324	5	1:02.454	+1.705	17:28:00.090
6	1:00.943	+0.651	17:28:54.401	6	1:00.969	+0.481	17:28:56.293	6	1:00.749		17:29:00.839
7	1:00.894	+0.602	17:29:55.295	7	1:01.856	+1.368	17:29:58.149	7	1:00.928	+0.179	17:30:01.767
8	1:00.528	+0.236	17:30:55.823	8	1:00.488		17:30:58.637	8	1:00.797	+0.048	17:31:02.564
9	1:00.292		17:31:56.115	9	1:01.162	+0.674	17:31:59.799	9	1:00.890	+0.141	17:32:03.454
(17) Davids Trefilovs				(15) Luca Maisch				(21) Michael Santos			
1	1:02.339	+2.051	17:23:48.621	1	1:04.400	+3.901	17:23:51.019	1	1:05.384	+4.515	17:23:52.427
2	1:01.545	+1.257	17:24:50.166	2	1:01.177	+0.678	17:24:52.196	2	1:01.536	+0.667	17:24:53.963
3	1:01.198	+0.910	17:25:51.364	3	1:01.287	+0.788	17:25:53.483	3	1:01.097	+0.228	17:25:55.060
4	1:01.066	+0.778	17:26:52.430	4	1:01.378	+0.879	17:26:54.861	4	1:01.822	+0.953	17:26:56.882
5	1:01.830	+1.542	17:27:54.260	5	1:01.298	+0.799	17:27:56.159	5	1:02.727	+1.858	17:27:59.609
6	1:00.642	+0.354	17:28:54.902	6	1:00.499		17:28:56.658	6	1:01.097	+0.228	17:29:00.706
7	1:00.508	+0.220	17:29:55.410	7	1:01.566	+1.067	17:29:58.224	7	1:01.144	+0.275	17:30:01.850
8	1:00.547	+0.259	17:30:55.957	8	1:00.684	+0.185	17:30:58.908	8	1:01.126	+0.257	17:31:02.976
9	1:00.288		17:31:56.245	9	1:01.101	+0.602	17:32:00.009	9	1:00.869		17:32:03.845
(33) Dominik Müller				(32) Paul Metzker				(24) Rico Volz			
1	1:04.469	+3.975	17:23:51.073	1	1:04.288	+3.657	17:23:51.296	1	1:05.163	+4.240	17:23:52.364
2	1:01.211	+0.717	17:24:52.284	2	1:01.146	+0.515	17:24:52.442	2	1:01.859	+0.936	17:24:54.223
3	1:01.075	+0.581	17:25:53.359	3	1:01.258	+0.627	17:25:53.700	3	1:01.153	+0.230	17:25:55.376
4	1:01.039	+0.545	17:26:54.398	4	1:01.277	+0.646	17:26:54.977	4	1:01.918	+0.995	17:26:57.294
5	1:00.693	+0.199	17:27:55.091	5	1:01.161	+0.530	17:27:56.138	5	1:03.021	+2.098	17:28:00.315
6	1:00.616	+0.122	17:28:55.707	6	1:00.631		17:28:56.769	6	1:00.923		17:29:01.238
7	1:00.957	+0.463	17:29:56.664	7	1:01.376	+0.745	17:29:58.145	7	1:00.973	+0.050	17:30:02.211
8	1:00.494		17:30:57.158	8	1:00.855	+0.224	17:30:59.000	8	1:00.941	+0.018	17:31:03.152
9	1:00.770	+0.276	17:31:57.928	9	1:01.042	+0.411	17:32:00.042	9	1:00.979	+0.056	17:32:04.131
(12) Luke Raspudic-Verleih				(8) Hugo Sasse				(77) Julian Avallone			
1	1:02.826	+2.215	17:23:49.217	1	1:05.616	+5.052	17:23:51.906	1	1:04.827	+3.808	17:23:51.995
2	1:01.738	+1.127	17:24:50.955	2	1:01.136	+0.572	17:24:53.042	2	1:01.646	+0.627	17:24:53.641
3	1:01.580	+0.969	17:25:52.535	3	1:00.763	+0.199	17:25:53.805	3	1:01.182	+0.163	17:25:54.823
4	1:00.615	+0.004	17:26:53.150	4	1:01.512	+0.948	17:26:55.317	4	1:01.964	+0.945	17:26:56.787
5	1:01.500	+0.889	17:27:54.650	5	1:01.188	+0.624	17:27:56.505	5	1:03.630	+2.611	17:28:00.417
6	1:00.850	+0.239	17:28:55.500	6	1:01.117	+0.553	17:28:57.622	6	1:01.520	+0.501	17:29:01.937
7	1:01.290	+0.679	17:29:56.790	7	1:00.564		17:29:58.186	7	1:01.019		17:30:02.956
8	1:00.611		17:30:57.401	8	1:00.963	+0.399	17:30:59.149	8	1:01.547	+0.528	17:31:04.503
9	1:01.969	+1.358	17:31:59.370	9	1:01.117	+0.553	17:32:00.266	9	1:01.103	+0.084	17:32:05.606
(9) Jan Lukas Keil				(55) David Qufaj				(14) Mika Rausch			
1	1:04.209	+3.741	17:23:50.583	1	1:04.730	+4.120	17:23:51.490	1	1:05.603	+4.424	17:23:53.494
2	1:01.259	+0.791	17:24:51.842	2	1:01.095	+0.485	17:24:52.585	2	1:01.577	+0.398	17:24:55.071
3	1:01.539	+1.071	17:25:53.381	3	1:00.982	+0.372	17:25:53.567	3	1:01.291	+0.112	17:25:56.362
4	1:01.286	+0.818	17:26:54.667	4	1:01.980	+1.370	17:26:55.547	4	1:01.449	+0.270	17:26:57.811
5	1:00.728	+0.260	17:27:55.395	5	1:01.034	+0.424	17:27:56.581	5	1:02.675	+1.496	17:28:00.486
6	1:00.468		17:28:55.863	6	1:01.112	+0.502	17:28:57.693	6	1:01.588	+0.409	17:29:02.074
7	1:01.051	+0.583	17:29:56.914	7	1:00.610		17:29:58.303	7	1:01.179		17:30:03.253
8	1:00.560	+0.092	17:30:57.474	8	1:01.104	+0.494	17:30:59.407	8	1:01.462	+0.283	17:31:04.715
9	1:01.965	+1.497	17:31:59.439	9	1:00.889	+0.279	17:32:00.296	9	1:01.267	+0.088	17:32:05.982
(5) Paul Enders				(25) Marius Zug				(88) Ben Fricke			
1	1:02.935	+2.805	17:23:49.464	1	1:06.243	+5.727	17:23:52.951	1	1:06.796	+5.828	17:23:54.245
2	1:01.718	+1.588	17:24:51.182	2	1:01.939	+1.423	17:24:54.890	2	1:01.750	+0.782	17:24:55.995
3	1:01.531	+1.401	17:25:52.713	3	1:00.895	+0.379	17:25:55.785	3	1:01.897	+0.929	17:25:57.892
4	1:00.504	+0.374	17:26:53.217	4	1:01.593	+1.077	17:26:57.378	4	1:01.407	+0.439	17:26:59.299
5	1:01.515	+1.385	17:27:54.732	5	1:02.052	+1.536	17:27:59.430	5	1:01.424	+0.456	17:28:00.723
6	1:01.349	+1.219	17:28:56.081	6	1:00.825	+0.309	17:29:00.255	6	1:01.650	+0.682	17:29:02.373
7	1:01.521	+1.391	17:29:57.602	7	1:00.739	+0.223	17:30:00.994	7	1:00.968		17:30:03.341
8	1:00.130		17:30:57.732	8	1:00.516		17:31:01.510	8	1:01.496	+0.528	17:31:04.837
9	1:01.777	+1.647	17:31:59.509	9	1:00.528	+0.012	17:32:02.038	9	1:01.279	+0.311	17:32:06.116

ADAC Kart Masters Wackersdorf

Bambini Wackersdorf 1,222 Km

Heat A/B Rennen 8 27.09.2014 17:20

Rennen (9 Runden) gestartet um 17:22:46

Runde	Rundenzeit	Diff.	Tageszeit	Runde	Rundenzeit	Diff.	Tageszeit	Runde	Rundenzeit	Diff.	Tageszeit
(38) Andreas Lindner											
1	1:08.629	+7.424	17:23:56.026								
2	1:01.837	+0.632	17:24:57.863								
3	1:01.388	+0.183	17:25:59.251								
4	1:01.540	+0.335	17:27:00.791								
5	1:01.963	+0.758	17:28:02.754								
6	1:01.768	+0.563	17:29:04.522								
7	1:01.698	+0.493	17:30:06.220								
8	1:01.205		17:31:07.425								
9	1:01.669	+0.464	17:32:09.094								
(99) Yannic Schröer											
1	1:06.834	+5.289	17:23:54.900								
2	1:01.998	+0.453	17:24:56.898								
3	1:01.821	+0.276	17:25:58.719								
4	1:02.065	+0.520	17:27:00.784								
5	1:02.257	+0.712	17:28:03.041								
6	1:01.958	+0.413	17:29:04.999								
7	1:01.914	+0.369	17:30:06.913								
8	1:01.814	+0.269	17:31:08.727								
9	1:01.545		17:32:10.272								
(37) Louis Kulke											
1	1:06.922	+5.177	17:23:54.533								
2	1:02.116	+0.371	17:24:56.649								
3	1:01.838	+0.093	17:25:58.487								
4	1:02.235	+0.490	17:27:00.722								
5	1:02.232	+0.487	17:28:02.954								
6	1:01.745		17:29:04.699								
7	1:01.964	+0.219	17:30:06.663								
8	1:01.936	+0.191	17:31:08.599								
9	1:02.262	+0.517	17:32:10.861								
(13) Lisa-Marie Mohr											
1	1:09.206	+8.157	17:23:56.481								
2	1:02.957	+1.908	17:24:59.438								
3	1:02.260	+1.211	17:26:01.698								
4	1:17.867	+16.818	17:27:19.565								
5	1:01.762	+0.713	17:28:21.327								
6	1:01.370	+0.321	17:29:22.697								
7	1:01.370	+0.321	17:30:24.067								
8	1:01.049		17:31:25.116								
9	1:01.070	+0.021	17:32:26.186								
(54) Leon Rullit											
1	1:08.787	+6.923	17:23:56.574								
2	1:04.195	+2.331	17:25:00.769								
3	1:36.332	+34.468	17:26:37.101								
4	1:02.528	+0.664	17:27:39.629								
5	1:02.430	+0.566	17:28:42.059								
6	1:02.197	+0.333	17:29:44.256								
7	1:02.144	+0.280	17:30:46.400								
8	1:01.864		17:31:48.264								
9	1:02.108	+0.244	17:32:50.372								
(4) Niklas Bienek											
1	1:04.333	+3.611	17:23:50.486								
2	1:02.129	+1.407	17:24:52.615								
3	2:05.628	+1:04.906	17:26:58.243								
4	1:02.722	+2.000	17:28:00.965								
5	1:01.822	+1.100	17:29:02.787								
6	1:00.722		17:30:03.509								
7	1:01.707	+0.985	17:31:05.216								
8	1:01.291	+0.569	17:32:06.507								

ADAC Kart Masters Wackersdorf

Bambini Wackersdorf 1,222 Km

Warm up Gruppe 1 28.09.2014 09:07

Training (10:00 Zeit) gestartet um 9:09:12

Pos.	Nr.	Name	Nat/Wohnort	Fabrikat	Bewerber/Sponsor	Rnd.	Beste Zeit	Diff.	In Rd.	km/h
1	4	Niklas Bienek	GER/Berlin	Top-Kart/IAME	ADAC Berlin-Brandenburg e.V.	9	1:00.500		6	72,714
2	26	Phil Hill	GER/Mühlheim	Jesolo/IAME	TR Motorsport / ADAC Nordrhein e.V.	9	1:00.577	0.077	8	72,622
3	18	Mirosław Kravchenko	GER/Krefeld	Mach1/IAME	DS Kartsport	9	1:00.602	0.102	6	72,592
4	17	Davids Trefilovs	LAT/Berlin	Jesolo/IAME	TR Motorsport	9	1:00.650	0.150	3	72,534
5	36	Leon Koslowski	GER/Eschweiler	Birel/IAME	Solgat Motorsport	9	1:00.668	0.168	3	72,513
6	9	Jan Lukas Keil	GER/Rommerskirchen	Birel/IAME	Solgat Motorsport	9	1:00.703	0.203	7	72,471
7	12	Luke Raspudic-Verleih	GER/Ratingen	Jesolo/IAME	TR Motorsport	9	1:00.751	0.251	9	72,414
8	55	David Qufaj	GER/Nürnberg	Tony-Kart/IAME	KSM Racing Team	9	1:00.778	0.278	8	72,381
9	33	Dominik Müller	GER/Berlin	Jesolo/IAME	TR Motorsport	8	1:00.959	0.459	3	72,167
10	44	Niels Tröger	GER/Großfriesen	Jesolo/IAME	TR Motorsport	9	1:01.040	0.540	4	72,071
11	24	Rico Volz	GER/Schömborg	Birel/IAME	Solgat Motorsport	9	1:01.046	0.546	9	72,064
12	34	Jonas Wagner	GER/Rockensußra	Tony-Kart/IAME	ADAC Hessen-Thüringen e.V.	8	1:01.123	0.623	6	71,973
13	31	Jusuf Owega	GER/Köln	Jesolo/IAME	TR Motorsport	7	1:01.183	0.683	7	71,902
14	22	Nico Hantke	GER/Hürth	Tony Kart/IAME	KSM Racing Team	9	1:01.499	0.999	4	71,533
15	14	Mika Rausch	GER/Ahlen	CRG/IAME		9	1:01.531	1.031	3	71,496
16	54	Leon Rullit	GER/Nürnberg	Jesolo/IAME		8	1:02.451	1.951	6	70,442
17	101	Luis Esser	GER/Neukirchen-Vluyn	Birel/IAME		8	1:02.659	2.159	7	70,209

ADAC Kart Masters Wackersdorf

Bambini Wackersdorf 1,222 Km
 Warm up Gruppe 1 28.09.2014 09:07

Training (10:00 Zeit) gestartet um 9:09:12

Runde	Rundenzeit	Diff.	Tageszeit
(4) Niklas Bienek			
1	1:02.606	+2.106	9:11:55.766
2	1:01.618	+1.118	9:12:57.384
3	1:01.075	+0.575	9:13:58.459
4	1:02.674	+2.174	9:15:01.133
5	1:00.746	+0.246	9:16:01.879
6	1:00.500		9:17:02.379
7	1:00.995	+0.495	9:18:03.374
8	1:00.797	+0.297	9:19:04.171
9	1:01.838	+1.338	9:20:06.009

Runde	Rundenzeit	Diff.	Tageszeit
(26) Phil Hill			
1	1:02.653	+2.076	9:11:55.174
2	1:02.404	+1.827	9:12:57.578
3	1:01.634	+1.057	9:13:59.212
4	1:00.904	+0.327	9:15:00.116
5	1:01.120	+0.543	9:16:01.236
6	1:01.003	+0.426	9:17:02.239
7	1:01.687	+1.110	9:18:03.926
8	1:00.577		9:19:04.503
9	1:01.129	+0.552	9:20:05.632

Runde	Rundenzeit	Diff.	Tageszeit
(18) Miroslaw Kravchenko			
1	1:01.613	+1.011	9:11:46.497
2	1:00.973	+0.371	9:12:47.470
3	1:00.743	+0.141	9:13:48.213
4	1:01.571	+0.969	9:14:49.784
5	1:00.856	+0.254	9:15:50.640
6	1:00.602		9:16:51.242
7	1:00.767	+0.165	9:17:52.009
8	1:00.994	+0.392	9:18:53.003
9	1:00.890	+0.288	9:19:53.893

Runde	Rundenzeit	Diff.	Tageszeit
(17) Davids Trefilovs			
1	1:01.770	+1.120	9:11:19.790
2	1:01.099	+0.449	9:12:20.889
3	1:00.650		9:13:21.539
4	1:01.538	+0.888	9:14:23.077
5	1:01.461	+0.811	9:15:24.538
6	1:01.704	+1.054	9:16:26.242
7	1:01.425	+0.775	9:17:27.667
8	1:20.713	+20.063	9:18:48.380
9	1:01.028	+0.378	9:19:49.408

Runde	Rundenzeit	Diff.	Tageszeit
(36) Leon Koslowski			
1	1:02.382	+1.714	9:11:20.061
2	1:01.054	+0.386	9:12:21.115
3	1:00.668		9:13:21.783
4	1:01.261	+0.593	9:14:23.044
5	1:01.619	+0.951	9:15:24.663
6	1:01.203	+0.535	9:16:25.866
7	1:01.777	+1.109	9:17:27.643
8	1:00.692	+0.024	9:18:28.335
9	1:00.711	+0.043	9:19:29.046

Runde	Rundenzeit	Diff.	Tageszeit
(9) Jan Lukas Keil			
1	1:01.981	+1.278	9:11:17.163
2	1:01.320	+0.617	9:12:18.483
3	1:01.142	+0.439	9:13:19.625
4	1:01.153	+0.450	9:14:20.778
5	1:04.090	+3.387	9:15:24.868
6	1:01.719	+1.016	9:16:26.587
7	1:00.703		9:17:27.290
8	1:00.720	+0.017	9:18:28.010
9	1:01.308	+0.605	9:19:29.318

Runde	Rundenzeit	Diff.	Tageszeit
(12) Luke Raspudic-Verleih			
1	1:02.293	+1.542	9:11:55.304
2	1:02.631	+1.880	9:12:57.935
3	1:00.881	+0.130	9:13:58.816
4	1:03.577	+2.826	9:15:02.393
5	1:01.297	+0.546	9:16:03.690
6	1:01.143	+0.392	9:17:04.833
7	1:00.921	+0.170	9:18:05.754
8	1:00.774	+0.023	9:19:06.528
9	1:00.751		9:20:07.279

Runde	Rundenzeit	Diff.	Tageszeit
(55) David Qufaj			
1	1:01.981	+1.203	9:11:25.130
2	1:01.829	+1.051	9:12:26.959
3	1:01.112	+0.334	9:13:28.071
4	1:00.950	+0.172	9:14:29.021
5	1:00.916	+0.138	9:15:29.937
6	1:01.468	+0.690	9:16:31.405
7	1:01.011	+0.233	9:17:32.416
8	1:00.778		9:18:33.194
9	1:00.850	+0.072	9:19:34.044

Runde	Rundenzeit	Diff.	Tageszeit
(33) Dominik Müller			
1	1:02.756	+1.797	9:11:21.368
2	1:03.655	+2.696	9:12:25.023
3	1:00.959		9:13:25.982
4	1:01.280	+0.321	9:14:27.262
5	1:03.305	+2.346	9:15:30.567
6	2:03.601	+1:02.642	9:17:34.168
7	1:01.639	+0.680	9:18:35.807
8	1:01.109	+0.150	9:19:36.916

Runde	Rundenzeit	Diff.	Tageszeit
(44) Niels Tröger			
1	1:02.212	+1.172	9:11:22.422
2	1:01.939	+0.899	9:12:24.361
3	1:02.174	+1.134	9:13:26.535
4	1:01.040		9:14:27.575
5	1:01.704	+0.664	9:15:29.279
6	1:01.743	+0.703	9:16:31.022
7	1:01.178	+0.138	9:17:32.200
8	1:01.358	+0.318	9:18:33.558
9	1:13.566	+12.526	9:19:47.124

Runde	Rundenzeit	Diff.	Tageszeit
(24) Rico Volz			
1	1:02.688	+1.642	9:11:22.104
2	1:02.174	+1.128	9:12:24.278
3	1:01.917	+0.871	9:13:26.195
4	1:01.294	+0.248	9:14:27.489
5	1:01.746	+0.700	9:15:29.235
6	1:02.239	+1.193	9:16:31.474
7	1:01.178	+0.132	9:17:32.652
8	1:01.242	+0.196	9:18:33.894
9	1:01.046		9:19:34.940

Runde	Rundenzeit	Diff.	Tageszeit
(34) Jonas Wagner			
1	1:04.034	+2.911	9:11:47.788
2	1:01.765	+0.642	9:12:49.553
3	1:01.779	+0.656	9:13:51.332
4	1:01.495	+0.372	9:14:52.827
5	1:01.290	+0.167	9:15:54.117
6	1:01.123		9:16:55.240
7	1:01.189	+0.066	9:17:56.429
8	1:03.329	+2.206	9:18:59.758

Runde	Rundenzeit	Diff.	Tageszeit
(31) Jusuf Owega			

Runde	Rundenzeit	Diff.	Tageszeit
1	1:03.117	+1.934	9:11:25.855
2	1:02.806	+1.623	9:12:28.661
3	2:55.737	+1:54.554	9:15:24.398
4	1:03.182	+1.999	9:16:27.580
5	1:01.856	+0.673	9:17:29.436
6	1:01.356	+0.173	9:18:30.792
7	1:01.183		9:19:31.975

Runde	Rundenzeit	Diff.	Tageszeit
(22) Nico Hantke			
1	1:03.071	+1.572	9:11:23.740
2	1:02.888	+1.389	9:12:26.628
3	1:01.817	+0.318	9:13:28.445
4	1:01.499		9:14:29.944
5	1:02.451	+0.952	9:15:32.395
6	1:03.209	+1.710	9:16:35.604
7	1:16.356	+14.857	9:17:51.960
8	1:02.074	+0.575	9:18:54.034
9	1:12.903	+11.404	9:20:06.937

Runde	Rundenzeit	Diff.	Tageszeit
(14) Mika Rausch			
1	1:02.508	+0.977	9:11:23.254
2	1:02.030	+0.499	9:12:25.284
3	1:01.531		9:13:26.815
4	1:02.881	+1.350	9:14:29.696
5	1:02.578	+1.047	9:15:32.274
6	1:03.244	+1.713	9:16:35.518
7	1:02.022	+0.491	9:17:37.540
8	1:02.027	+0.496	9:18:39.567
9	1:02.183	+0.652	9:19:41.750

Runde	Rundenzeit	Diff.	Tageszeit
(54) Leon Rullit			
1	1:07.470	+5.019	9:11:58.292
2	1:03.550	+1.099	9:13:01.842
3	1:02.967	+0.516	9:14:04.809
4	1:02.612	+0.161	9:15:07.421
5	1:02.986	+0.535	9:16:10.407
6	1:02.451		9:17:12.858
7	1:02.749	+0.298	9:18:15.607
8	1:04.640	+2.189	9:19:20.247

Runde	Rundenzeit	Diff.	Tageszeit
(101) Luis Esser			
1	1:03.791	+1.132	9:11:27.682
2	1:04.367	+1.708	9:12:32.049
3	1:36.864	+34.205	9:14:08.913
4	1:02.917	+0.258	9:15:11.830
5	1:02.787	+0.128	9:16:14.617
6	1:02.816	+0.157	9:17:17.433
7	1:02.659		9:18:20.092
8	1:03.472	+0.813	9:19:23.564

ADAC Kart Masters Wackersdorf

Bambini Wackersdorf 1,222 Km

Warm up Gruppe 2 28.09.2014 09:20

Training (10:00 Zeit) gestartet um 9:21:16

Pos.	Nr.	Name	Nat/Wohnort	Fabrikat	Bewerber/Sponsor	Rnd.	Beste Zeit	Diff.	In Rd.	km/h
1	19	Luke Füngeling	GER/Vettweiß	Tony-Kart/IAME	KSM Racing Team	9	1:00.700		9	72,474
2	40	Jan David Fusen	GER/Köln	Birel/IAME	Schwabe-Motorsport	9	1:00.716	0.016	9	72,455
3	8	Hugo Sasse	GER/Dürrröhrsdorf Ditter	Parolin/IAME	Meier Motorsport	9	1:00.798	0.098	9	72,358
4	25	Marius Zug	GER/Mitterscheyern	CRG/IAME	RL-Competition.com	9	1:00.882	0.182	9	72,258
5	15	Luca Maisch	GER/Neustetten	Zanardi/IAME	TB Motorsport Racing Team / Motorsportt	9	1:00.923	0.223	3	72,209
6	32	Paul Metzker	GER/Limburgerhof	Tony-Kart/IAME	Lanari Racing Team	9	1:00.939	0.239	5	72,190
7	10	Dennis Peter Scott	GER/Wallenhorst	Birel/IAME	Solgat Motorsport	9	1:01.032	0.332	7	72,080
8	5	Paul Enders	GER/Salmthal	Top Kart/IAME	Ebert Motorsport / ADAC Mittelrhein e.V.	9	1:01.145	0.445	3	71,947
9	66	Noel Wilke	GER/Altbach	Birel/IAME	Solgat Motorsport	9	1:01.584	0.884	8	71,434
10	88	Ben Fricke	GER/Arnsberg	Tony-Kart/IAME	RMW Motorsport	9	1:01.722	1.022	7	71,274
11	21	Michael Santos	GER/Burghausen	Top-Kart/IAME		8	1:01.757	1.057	3	71,234
12	99	Yannic Schröer	GER/Oderwitz	Birel/IAME	ADAC Sachsen e.V.	9	1:01.830	1.130	9	71,150
13	77	Julian Avallone	GER/Erding	CRG/IAME	Kartshop Ampfing	9	1:01.866	1.166	3	71,109
14	6	Maximilian Schulte	GER/Viernheim	Birel/IAME	Schwabe-Motorsport / ADAC Hessen-Thür	7	1:01.896	1.196	3	71,074
15	37	Louis Kulke	GER/Bielefeld	Birel/IAME	im-racing motorsport	9	1:01.977	1.277	3	70,981
16	89	Marc Elter	GER/Landsberg	Top-Kart/IAME	Ebert Motorsport	9	1:02.036	1.336	7	70,914
17	38	Andreas Lindner	GER/Deggendorf	Jesolo/ART		8	1:02.571	1.871	3	70,307

ADAC Kart Masters Wackersdorf

Bambini Wackersdorf 1,222 Km

Warm up Gruppe 2 28.09.2014 09:20

Training (10:00 Zeit) gestartet um 9:21:16

Runde	Rundenzeit	Diff.	Tageszeit
(19) Luke Füngeling			
1	1:02.635	+1.935	9:23:31.102
2	1:01.755	+1.055	9:24:32.857
3	1:06.288	+5.588	9:25:39.145
4	1:02.122	+1.422	9:26:41.267
5	1:01.392	+0.692	9:27:42.659
6	1:01.459	+0.759	9:28:44.118
7	1:01.556	+0.856	9:29:45.674
8	1:03.026	+2.326	9:30:48.700
9	1:00.700		9:31:49.400

Runde	Rundenzeit	Diff.	Tageszeit
(40) Jan David Fusen			
1	1:03.707	+2.991	9:23:36.377
2	1:02.116	+1.400	9:24:38.493
3	1:00.754	+0.038	9:25:39.247
4	1:01.684	+0.968	9:26:40.931
5	1:01.097	+0.381	9:27:42.028
6	1:01.390	+0.674	9:28:43.418
7	1:03.872	+3.156	9:29:47.290
8	1:01.870	+1.154	9:30:49.160
9	1:00.716		9:31:49.876

Runde	Rundenzeit	Diff.	Tageszeit
(8) Hugo Sasse			
1	1:02.783	+1.985	9:23:37.219
2	1:02.556	+1.758	9:24:39.775
3	1:02.383	+1.585	9:25:42.158
4	1:01.290	+0.492	9:26:43.448
5	1:00.892	+0.094	9:27:44.340
6	1:00.920	+0.122	9:28:45.260
7	1:00.907	+0.109	9:29:46.167
8	1:01.849	+1.051	9:30:48.016
9	1:00.798		9:31:48.814

Runde	Rundenzeit	Diff.	Tageszeit
(25) Marius Zug			
1	1:04.223	+3.341	9:23:35.827
2	1:02.011	+1.129	9:24:37.838
3	1:01.515	+0.633	9:25:39.353
4	1:01.842	+0.960	9:26:41.195
5	1:01.201	+0.319	9:27:42.396
6	1:01.172	+0.290	9:28:43.568
7	1:02.671	+1.789	9:29:46.239
8	1:01.846	+0.964	9:30:48.085
9	1:00.882		9:31:48.967

Runde	Rundenzeit	Diff.	Tageszeit
(15) Luca Maisch			
1	1:02.417	+1.494	9:23:40.350
2	1:01.833	+0.910	9:24:42.183
3	1:00.923		9:25:43.106
4	1:01.965	+1.042	9:26:45.071
5	1:01.944	+1.021	9:27:47.015
6	1:01.606	+0.683	9:28:48.621
7	1:01.527	+0.604	9:29:50.148
8	1:01.349	+0.426	9:30:51.497
9	1:01.372	+0.449	9:31:52.869

Runde	Rundenzeit	Diff.	Tageszeit
(32) Paul Metzker			
1	1:02.676	+1.737	9:23:46.075
2	1:01.751	+0.812	9:24:47.826
3	1:01.297	+0.358	9:25:49.123
4	1:01.218	+0.279	9:26:50.341
5	1:00.939		9:27:51.280
6	1:01.739	+0.800	9:28:53.019
7	1:01.048	+0.109	9:29:54.067
8	1:02.107	+1.168	9:30:56.174
9	1:01.423	+0.484	9:31:57.597

Runde	Rundenzeit	Diff.	Tageszeit
(10) Dennis Peter Scott			
1	1:02.652	+1.620	9:23:37.488
2	1:02.602	+1.570	9:24:40.090
3	1:01.820	+0.788	9:25:41.910
4	1:01.634	+0.602	9:26:43.544
5	1:01.053	+0.021	9:27:44.597
6	1:01.331	+0.299	9:28:45.928
7	1:01.032		9:29:46.960
8	1:01.485	+0.453	9:30:48.445
9	1:02.048	+1.016	9:31:50.493

Runde	Rundenzeit	Diff.	Tageszeit
(5) Paul Enders			
1	1:03.034	+1.889	9:23:36.644
2	1:02.303	+1.158	9:24:38.947
3	1:01.145		9:25:40.092
4	1:08.984	+7.839	9:26:49.076
5	1:01.300	+0.155	9:27:50.376
6	1:02.101	+0.956	9:28:52.477
7	1:01.359	+0.214	9:29:53.836
8	1:02.125	+0.980	9:30:55.961
9	1:01.161	+0.016	9:31:57.122

Runde	Rundenzeit	Diff.	Tageszeit
(66) Noel Wilke			
1	1:04.765	+3.181	9:23:38.208
2	1:02.497	+0.913	9:24:40.705
3	1:02.112	+0.528	9:25:42.817
4	1:03.242	+1.658	9:26:46.059
5	1:02.281	+0.697	9:27:48.340
6	1:03.514	+1.930	9:28:51.854
7	1:03.221	+1.637	9:29:55.075
8	1:01.584		9:30:56.659
9	1:02.234	+0.650	9:31:58.893

Runde	Rundenzeit	Diff.	Tageszeit
(88) Ben Fricke			
1	1:04.999	+3.277	9:23:36.347
2	1:04.158	+2.436	9:24:40.505
3	1:02.210	+0.488	9:25:42.715
4	1:02.672	+0.950	9:26:45.387
5	1:02.763	+1.041	9:27:48.150
6	1:03.446	+1.724	9:28:51.596
7	1:01.722		9:29:53.318
8	1:02.993	+1.271	9:30:56.311
9	1:02.792	+1.070	9:31:59.103

Runde	Rundenzeit	Diff.	Tageszeit
(21) Michael Santos			
1	1:03.384	+1.627	9:23:37.651
2	1:02.957	+1.200	9:24:40.608
3	1:01.757		9:25:42.365
4	1:02.469	+0.712	9:26:44.834
5	1:04.720	+2.963	9:27:49.554
6	1:04.836	+3.079	9:28:54.390
7	2:07.042	+1:05.285	9:31:01.432
8	1:02.061	+0.304	9:32:03.493

Runde	Rundenzeit	Diff.	Tageszeit
(99) Yannic Schröer			
1	1:04.329	+2.499	9:23:36.557
2	1:03.726	+1.896	9:24:40.283
3	1:01.986	+0.156	9:25:42.269
4	1:02.258	+0.428	9:26:44.527
5	1:01.915	+0.085	9:27:46.442
6	1:02.378	+0.548	9:28:48.820
7	1:01.970	+0.140	9:29:50.790
8	1:02.049	+0.219	9:30:52.839
9	1:01.830		9:31:54.669

Runde	Rundenzeit	Diff.	Tageszeit
(77) Julian Avallone			
1	1:04.086	+2.220	9:23:40.143
2	1:02.979	+1.113	9:24:43.122
3	1:01.866		9:25:44.988
4	1:01.964	+0.098	9:26:46.952
5	1:01.898	+0.032	9:27:48.850
6	1:02.349	+0.483	9:28:51.199
7	1:01.957	+0.091	9:29:53.156
8	1:02.368	+0.502	9:30:55.524
9	1:01.915	+0.049	9:31:57.439

Runde	Rundenzeit	Diff.	Tageszeit
(6) Maximilian Schulte			
1	1:04.023	+2.127	9:23:34.642
2	1:02.203	+0.307	9:24:36.845
3	1:01.896		9:25:38.741
4	1:04.131	+2.235	9:26:42.872
5	2:23.433	+1:21.537	9:29:06.305
6	1:03.601	+1.705	9:30:09.906
7	1:03.590	+1.694	9:31:13.496

Runde	Rundenzeit	Diff.	Tageszeit
(37) Louis Kulke			
1	1:06.369	+4.392	9:23:38.816
2	1:02.699	+0.722	9:24:41.515
3	1:01.977		9:25:43.492
4	1:02.169	+0.192	9:26:45.661
5	1:02.540	+0.563	9:27:48.201
6	1:02.401	+0.424	9:28:50.602
7	1:02.607	+0.630	9:29:53.209
8	1:02.904	+0.927	9:30:56.113
9	1:03.762	+1.785	9:31:59.875

Runde	Rundenzeit	Diff.	Tageszeit
(89) Marc Elter			
1	1:04.033	+1.997	9:23:40.194
2	1:02.695	+0.659	9:24:42.889
3	1:02.077	+0.041	9:25:44.966
4	1:02.397	+0.361	9:26:47.363
5	1:02.335	+0.299	9:27:49.698
6	1:02.250	+0.214	9:28:51.948
7	1:02.036		9:29:53.984
8	1:02.596	+0.560	9:30:56.580
9	1:02.697	+0.661	9:31:59.277

Runde	Rundenzeit	Diff.	Tageszeit
(38) Andreas Lindner			
1	1:04.528	+1.957	9:23:35.780
2	1:03.669	+1.098	9:24:39.449
3	1:02.571		9:25:42.020
4	1:02.688	+0.117	9:26:44.708
5	1:16.504	+13.933	9:28:01.212
6	1:03.895	+1.324	9:29:05.107
7	1:02.968	+0.397	9:30:08.075
8	1:02.945	+0.374	9:31:11.020

ADAC Kart Masters Wackersdorf

Bambini Wackersdorf 1,222 Km

Heat A/C Rennen 13 28.09.2014 11:10

Rennen (9 Runden) gestartet um 11:13:32

Pos.	Nr.	Name	Nat./Wohnort	Fabrikat	Bewerber/Sponsor	Rnd.	Gesamtzeit	Diff.	Beste Zeit	In Rd.	Pkt.
1	18	Miroslaw Kravchenko	GER/Krefeld	Mach1/IAME	DS Kartsport	9	9:07.577		59.638	9	0
2	9	Jan Lukas Keil	GER/Rommerskirchen	Birel/IAME	Solgat Motorsport	9	9:08.421	0.844	59.874	9	2
3	10	Dennis Peter Scott	GER/Wallenhorst	Birel/IAME	Solgat Motorsport	9	9:09.299	1.722	1:00.157	9	3
4	8	Hugo Sasse	GER/Dürrröhrsdorf Dit	Parolin/IAME	Meier Motorsport	9	9:10.495	2.918	1:00.010	9	4
5	32	Paul Metzker	GER/Limburgerhof	Tony-Kart/IAME	Lanari Racing Team	9	9:10.562	2.985	59.989	9	5
6	19	Luke Füngeling	GER/Vettweiß	Tony-Kart/IAME	KSM Racing Team	9	9:11.892	4.315	1:00.421	5	6
7	55	David Qufaj	GER/Nürnberg	Tony-Kart/IAME	KSM Racing Team	9	9:12.194	4.617	1:00.516	9	7
8	15	Luca Maisch	GER/Neustetten	Zanardi/IAME	TB Motorsport Racing Team / Motorspo	9	9:12.394	4.817	1:00.700	9	8
9	44	Niels Troger	GER/Großfriesen	Jesolo/IAME	TR Motorsport	9	9:12.464	4.887	1:00.404	8	9
10	66	Noel Wilke	GER/Altbach	Birel/IAME	Solgat Motorsport	9	9:12.919	5.342	1:00.012	8	10
11	88	Ben Fricke	GER/Arnsberg	Tony-Kart/IAME	RMW Motorsport	9	9:13.635	6.058	1:00.563	9	11
12	24	Rico Volz	GER/Schömberg	Birel/IAME	Solgat Motorsport	9	9:14.082	6.505	1:00.553	8	12
13	40	Jan David Fusen	GER/Köln	Birel/IAME	Schwabe-Motorsport	9	9:15.342	7.765	59.953	8	13
14	89	Marc Elter	GER/Landsberg	Top-Kart/IAME	Ebert Motorsport	9	9:16.460	8.883	1:00.789	8	14
15	14	Mika Rausch	GER/Ahlen	CRG/IAME		9	9:16.482	8.905	1:00.720	8	15
16	22	Nico Hantke	GER/Hürth	Tony Kart/IAME	KSM Racing Team	9	9:16.641	9.064	1:00.983	4	16
17	101	Luis Esser	GER/Neukirchen-Vluyr	Birel/IAME		9	9:21.148	13.571	1:01.436	8	17
18	6	Maximilian Schulte	GER/Viernheim	Birel/IAME	Schwabe-Motorsport / ADAC Hessen-Th	9	10:07.284	59.707	1:00.995	7	18
19	36	Leon Koslowski	GER/Eschweiler	Birel/IAME	Solgat Motorsport	8	9:49.940	1 Runde	1:00.708	7	19
20	99	Yannic Schröder	GER/Oderwitz	Birel/IAME	ADAC Sachsen e.V.	7	9:25.443	2 Runden	1:01.305	6	20
21	4	Niklas Bienek	GER/Berlin	Top-Kart/IAME	ADAC Berlin-Brandenburg e.V.	6	6:09.020	3 Runden	1:00.899	3	21
22	34	Jonas Wagner	GER/Rockensußra	Tony-Kart/IAME	ADAC Hessen-Thüringen e.V.	6	6:09.786	3 Runden	1:00.584	4	22
Nicht Klassifiziert											
DNS	31	Jusuf Owega	GER/Köln	Jesolo/IAME	TR Motorsport			DNS		0	25

Vorsprung	Ø km/h	Beste Rundenzeit	km/h	Beste Runde von
0.844	72,305	59.638	73,765	18 - Miroslaw Kravchenko

Orbits

Zeitnahme Monika Riehmers:

direktor Andreas Schwarz:

www.mylaps.com

Sportkommissar Peter Fricke:

Reg. Nr. 264 /2014

Lizensiert für Camp Company GmbH

Gedruckt: 28.09.2014 11:32:28

Aushang: h

ADAC Kart Masters Wackersdorf

Bambini Wackersdorf 1,222 Km
 Heat A/C Rennen 13 28.09.2014 11:10

Rennen (9 Runden) gestartet um 11:13:32

Runde	Rundenzeit	Diff.	Tageszeit	Runde	Rundenzeit	Diff.	Tageszeit	Runde	Rundenzeit	Diff.	Tageszeit
(18) Miroslaw Kravchenko				(55) David Qufaj				(40) Jan David Fusen			
1	1:02.413	+2.775	11:14:35.559	1	1:03.591	+3.075	11:14:37.311	1	1:03.170	+3.217	11:14:36.433
2	1:01.309	+1.671	11:15:36.868	2	1:01.303	+0.787	11:15:38.614	2	1:01.042	+1.089	11:15:37.475
3	1:01.242	+1.604	11:16:38.110	3	1:00.873	+0.357	11:16:39.487	3	1:00.806	+0.853	11:16:38.281
4	1:01.122	+1.484	11:17:39.232	4	1:01.663	+1.147	11:17:41.150	4	1:00.988	+1.035	11:17:39.269
5	1:00.912	+1.274	11:18:40.144	5	1:00.590	+0.074	11:18:41.740	5	1:01.101	+1.148	11:18:40.370
6	1:00.813	+1.175	11:19:40.957	6	1:01.092	+0.576	11:19:42.832	6	1:01.478	+1.525	11:19:41.848
7	59.971	+0.333	11:20:40.928	7	1:00.843	+0.327	11:20:43.675	7	1:00.997	+1.044	11:20:42.845
8	59.959	+0.321	11:21:40.887	8	1:00.951	+0.435	11:21:44.626	8	59.953		11:21:42.798
9	59.638		11:22:40.525	9	1:00.516		11:22:45.142	9	1:05.492	+5.539	11:22:48.290
(9) Jan Lukas Keil				(15) Luca Maisch				(89) Marc Elter			
1	1:03.353	+3.479	11:14:36.519	1	1:03.577	+2.877	11:14:37.172	1	1:04.818	+4.029	11:14:39.422
2	1:01.330	+1.456	11:15:37.849	2	1:01.050	+0.350	11:15:38.222	2	1:01.730	+0.941	11:15:41.152
3	1:00.853	+0.979	11:16:38.702	3	1:00.989	+0.289	11:16:39.211	3	1:01.707	+0.918	11:16:42.859
4	1:01.088	+1.214	11:17:39.790	4	1:01.531	+0.831	11:17:40.742	4	1:01.110	+0.321	11:17:43.969
5	1:00.930	+1.056	11:18:40.720	5	1:00.917	+0.217	11:18:41.659	5	1:00.975	+0.186	11:18:44.944
6	1:00.732	+0.858	11:19:41.452	6	1:00.995	+0.295	11:19:42.654	6	1:01.273	+0.484	11:19:46.217
7	1:00.084	+0.210	11:20:41.536	7	1:01.049	+0.349	11:20:43.703	7	1:01.144	+0.355	11:20:47.361
8	59.959	+0.085	11:21:41.495	8	1:00.939	+0.239	11:21:44.642	8	1:00.789		11:21:48.150
9	59.874		11:22:41.369	9	1:00.700		11:22:45.342	9	1:01.258	+0.469	11:22:49.408
(10) Dennis Peter Scott				(44) Niels Tröger				(14) Mika Rausch			
1	1:03.713	+3.556	11:14:37.047	1	1:03.520	+3.116	11:14:37.696	1	1:05.416	+4.696	11:14:40.249
2	1:01.285	+1.128	11:15:38.332	2	1:01.403	+0.999	11:15:39.099	2	1:02.093	+1.373	11:15:42.342
3	1:00.946	+0.789	11:16:39.278	3	1:00.671	+0.267	11:16:39.770	3	1:00.833	+0.113	11:16:43.175
4	1:00.759	+0.602	11:17:40.037	4	1:01.541	+1.137	11:17:41.311	4	1:00.865	+0.145	11:17:44.040
5	1:00.503	+0.346	11:18:40.540	5	1:01.020	+0.616	11:18:42.331	5	1:01.142	+0.422	11:18:45.182
6	1:00.986	+0.829	11:19:41.526	6	1:00.732	+0.328	11:19:43.063	6	1:01.290	+0.570	11:19:46.472
7	1:00.332	+0.175	11:20:41.858	7	1:01.279	+0.875	11:20:44.342	7	1:00.738	+0.018	11:20:47.210
8	1:00.232	+0.075	11:21:42.090	8	1:00.404		11:21:44.746	8	1:00.720		11:21:47.930
9	1:00.157		11:22:42.247	9	1:00.666	+0.262	11:22:45.412	9	1:01.500	+0.780	11:22:49.430
(8) Hugo Sasse				(66) Noel Wilke				(22) Nico Hantke			
1	1:02.387	+2.377	11:14:35.463	1	1:06.360	+6.348	11:14:40.223	1	1:04.099	+3.116	11:14:38.417
2	1:01.539	+1.529	11:15:37.002	2	1:01.115	+1.103	11:15:41.338	2	1:01.647	+0.664	11:15:40.064
3	1:01.429	+1.419	11:16:38.431	3	1:00.998	+0.986	11:16:42.336	3	1:01.143	+0.160	11:16:41.207
4	1:01.988	+1.978	11:17:40.419	4	1:00.428	+0.416	11:17:42.764	4	1:00.983		11:17:42.190
5	1:00.742	+0.732	11:18:41.161	5	1:00.765	+0.753	11:18:43.529	5	1:02.561	+1.578	11:18:44.751
6	1:01.451	+1.441	11:19:42.612	6	1:00.404	+0.392	11:19:43.933	6	1:01.263	+0.280	11:19:46.014
7	1:00.516	+0.506	11:20:43.128	7	1:00.901	+0.889	11:20:44.834	7	1:01.241	+0.258	11:20:47.255
8	1:00.305	+0.295	11:21:43.433	8	1:00.012		11:21:44.846	8	1:01.162	+0.179	11:21:48.417
9	1:00.010		11:22:43.443	9	1:01.021	+1.009	11:22:45.867	9	1:01.172	+0.189	11:22:49.589
(32) Paul Metzker				(88) Ben Fricke				(101) Luis Esser			
1	1:03.440	+3.451	11:14:37.243	1	1:04.140	+3.577	11:14:38.518	1	1:06.204	+4.768	11:14:40.913
2	1:01.163	+1.174	11:15:38.406	2	1:01.689	+1.126	11:15:40.207	2	1:01.948	+0.512	11:15:42.861
3	1:00.945	+0.956	11:16:39.351	3	1:01.056	+0.493	11:16:41.263	3	1:01.802	+0.366	11:16:44.663
4	1:00.857	+0.868	11:17:40.208	4	1:01.029	+0.466	11:17:42.292	4	1:01.497	+0.061	11:17:46.160
5	1:00.871	+0.882	11:18:41.079	5	1:01.022	+0.459	11:18:43.314	5	1:01.757	+0.321	11:18:47.917
6	1:01.148	+1.159	11:19:42.227	6	1:01.231	+0.668	11:19:44.545	6	1:01.566	+0.130	11:19:49.483
7	1:00.687	+0.698	11:20:42.914	7	1:00.895	+0.332	11:20:45.440	7	1:01.492	+0.056	11:20:50.975
8	1:00.607	+0.618	11:21:43.521	8	1:00.580	+0.017	11:21:46.020	8	1:01.436		11:21:52.411
9	59.989		11:22:43.510	9	1:00.563		11:22:46.583	9	1:01.685	+0.249	11:22:54.096
(19) Luke Füngeling				(24) Rico Volz				(6) Maximilian Schulte			
1	1:04.360	+3.939	11:14:38.125	1	1:03.677	+3.124	11:14:37.613	1	1:53.359	+52.364	11:15:27.850
2	1:01.427	+1.006	11:15:39.552	2	1:01.809	+1.256	11:15:39.422	2	1:02.838	+1.843	11:16:30.688
3	1:00.573	+0.152	11:16:40.125	3	1:01.703	+1.150	11:16:41.125	3	1:02.445	+1.450	11:17:33.133
4	1:00.868	+0.447	11:17:40.993	4	1:00.935	+0.382	11:17:42.060	4	1:01.444	+0.449	11:18:34.577
5	1:00.421		11:18:41.414	5	1:00.882	+0.329	11:18:42.942	5	1:01.171	+0.176	11:19:35.748
6	1:00.719	+0.298	11:19:42.133	6	1:00.944	+0.391	11:19:43.886	6	1:01.246	+0.251	11:20:36.994
7	1:00.437	+0.016	11:20:42.570	7	1:01.365	+0.812	11:20:45.251	7	1:00.995		11:21:37.989
8	1:00.502	+0.081	11:21:43.072	8	1:00.553		11:21:45.804	8	1:01.027	+0.032	11:22:39.016
9	1:01.768	+1.347	11:22:44.840	9	1:01.226	+0.673	11:22:47.030	9	1:01.216	+0.221	11:23:40.232

ADAC Kart Masters Wackersdorf

Bambini Wackersdorf 1,222 Km
 Heat A/C Rennen 13 28.09.2014 11:10

Rennen (9 Runden) gestartet um 11:13:32

Runde	Rundenzeit	Diff.	Tageszeit	Runde	Rundenzeit	Diff.	Tageszeit	Runde	Rundenzeit	Diff.	Tageszeit
(36) Leon Koslowski											
1	1:04.720	+4.012	11:14:39.137								
2	1:01.888	+1.180	11:15:41.025								
3	2:36.974	+1:36.266	11:18:17.999								
4	1:01.498	+0.790	11:19:19.497								
5	1:00.938	+0.230	11:20:20.435								
6	1:00.991	+0.283	11:21:21.426								
7	1:00.708		11:22:22.134								
8	1:00.754	+0.046	11:23:22.888								
(99) Yannic Schröer											
1	1:53.189	+51.884	11:15:28.576								
2	2:22.333	+1:21.028	11:17:50.909								
3	1:01.839	+0.534	11:18:52.748								
4	1:01.453	+0.148	11:19:54.201								
5	1:01.559	+0.254	11:20:55.760								
6	1:01.305		11:21:57.065								
7	1:01.326	+0.021	11:22:58.391								
(4) Niklas Bienek											
1	1:03.412	+2.513	11:14:36.360								
2	1:01.322	+0.423	11:15:37.682								
3	1:00.899		11:16:38.581								
4	1:00.929	+0.030	11:17:39.510								
5	1:01.318	+0.419	11:18:40.828								
6	1:01.140	+0.241	11:19:41.968								
(34) Jonas Wagner											
1	1:03.681	+3.097	11:14:37.765								
2	1:02.051	+1.467	11:15:39.816								
3	1:01.066	+0.482	11:16:40.882								
4	1:00.584		11:17:41.466								
5	1:00.612	+0.028	11:18:42.078								
6	1:00.656	+0.072	11:19:42.734								

ADAC Kart Masters 2014
Klasse: Bambini
Wackersdorf
Ranking nach Heats

Pos.	Nr.	Vorname	Nachname	Nat./Ort	Fabrikat	Bewerber / Sponsor	QP	Pkt.	Diff.	B/C	A/B	A/C
1	18	Miroslaw	Kravchenko	GER/Krefeld	Mach1/IAME	DS Kartsport	3	4		4	--	0
2	17	Davids	Trefilovs	LAT/Berlin	Jesolo/IAME	TR Motorsport	5	5	-1	3	2	--
3	26	Phil	Hill	GER/Mühlmeim	Jesolo/IAME	TR Motorsport / ADAC Nordrhein e.V.	2	7	-3	0	7	--
4	9	Jan Lukas	Keil	GER/Rommerskirche	Birel/IAME	Solgat Motorsport	7	7	-3	--	5	2
5	5	Paul	Enders	GER/Salmatal	Top Kart/IAME	Ebert Motorsport / ADAC Mittelrhein e.V	11	8	-4	2	6	--
6	12	Luke	Raspudic-Verle	GER/Ratingen	Jesolo/IAME	TR Motorsport	8	9	-5	5	4	--
7	33	Dominik	Müller	GER/Berlin	Jesolo/IAME	TR Motorsport	14	9	-5	6	3	--
8	10	Dennis Peter	Scott	GER/Wallenhorst	Birel/IAME	Solgat Motorsport	6	13	-9	10	--	3
9	40	Jan David	Fusen	GER/Köln	Birel/IAME	Schwabe-Motorsport	10	13	-9	--	0	13
10	8	Hugo	Sasse	GER/Dürrröhrsdorf	Di Parolin/IAME	Meier Motorsport	4	14	-10	--	10	4
11	32	Paul	Metzker	GER/Limburgerhof	Tony-Kart/IAME	Lanari Racing Team	19	14	-10	--	9	5
12	15	Luca	Maisch	GER/Neustetten	Zanardi/IAME	TB Motorsport Racing Team / Motorspor	13	16	-12	--	8	8
13	66	Noel	Wilke	GER/Altbach	Birel/IAME	Solgat Motorsport	12	17	-13	7	--	10
14	55	David	Qufaj	GER/Nürnberg	Tony-Kart/IAME	KSM Racing Team	16	18	-14	--	11	7
15	25	Marius	Zug	GER/Mitterscheyern	CRG/IAME	RL-Competition.com	17	20	-16	8	12	--
16	19	Luke	Füngeling	GER/Vettweiß	Tony-Kart/IAME	KSM Racing Team	9	21	-17	15	--	6
17	44	Niels	Tröger	GER/Großfriesen	Jesolo/IAME	TR Motorsport	18	22	-18	13	--	9
18	24	Rico	Volz	GER/Schömberg	Birel/IAME	Solgat Motorsport	22	27	-23	--	15	12
19	21	Michael	Santos	GER/Burghausen	Top-Kart/IAME		20	28	-24	14	14	--
20	88	Ben	Fricke	GER/Arnsberg	Tony-Kart/IAME	RMW Motorsport	25	29	-25	--	18	11
21	34	Jonas	Wagner	GER/Rockensußra	Tony-Kart/IAME	ADAC Hessen-Thüringen e.V.	15	31	-27	9	--	22
22	36	Leon	Koslowski	GER/Eschweiler	Birel/IAME	Solgat Motorsport	24	31	-27	12	--	19
23	6	Maximilian	Schulte	GER/Viernheim	Birel/IAME	Schwabe-Motorsport / ADAC Hessen-Tr	28	31	-27	--	13	18
24	77	Julian	Avallone	GER/Erding	CRG/IAME	Kartshop Ampfing	23	32	-28	16	16	--
25	14	Mika	Rausch	GER/Ahlen	CRG/IAME		31	32	-28	--	17	15
26	13	Lisa-Marie	Mohr	GER/Brüggen	Topkart/IAME	Dischner Racing	26	33	-29	11	22	--
27	22	Nico	Hantke	GER/Hürth	Tony Kart/IAME	KSM Racing Team	21	34	-30	18	--	16
28	89	Marc	Elter	GER/Landsberg	Top-Kart/IAME	Ebert Motorsport	30	36	-32	22	--	14
29	101	Luis	Esser	GER/Neukirchen-Vlu	Birel/IAME		33	36	-32	19	--	17
30	37	Louis	Kulke	GER/Bielefeld	Birel/IAME	im-racing motorsport	32	38	-34	17	21	--
31	38	Andreas	Lindner	GER/Deggendorf	Jesolo/ART		29	40	-36	21	19	--
32	99	Yannic	Schröer	GER/Oderwitz	Birel/IAME	ADAC Sachsen e.V.	34	40	-36	--	20	20
33	4	Niklas	Bienek	GER/Berlin	Top-Kart/IAME	ADAC Berlin-Brandenburg e.V.	1	45	-41	--	24	21
34	31	Jusuf	Owega	GER/Köln	Jesolo/IAME	TR Motorsport	27	45	-41	20	--	25
Platz 1-34 qualifiziert für die Wertungsläufe												
35	54	Leon	Rullit	GER/Nürnberg	Jesolo/IAME		35	46	-42	23	23	--

Bemerkungen

 Ergebnisse vorbehaltlich der technischen und sportlichen Nachuntersuchung

Renndirektor Andreas Schwarz:

Rennsekretär Sandra Walter:

Sportkommissar Peter Fricke:

Zeitnahme Monika Riehmers:



ADAC Kart Masters 2014

Klasse: Bambini

Wackersdorf

Ranking nach Heats

Pos. Nr.	Vorname	Nachname	Nat./Ort	Fabrikat	Bewerber / Sponsor	QP	Pkt.	Diff.	B/C	A/B	A/C
----------	---------	----------	----------	----------	--------------------	----	------	-------	-----	-----	-----

Bemerkungen

Ergebnisse vorbehaltlich der technischen und sportlichen Nachuntersuchung

Rennleiter Andreas Schwarz:

Rennsekretär Sandra Walter:

Sportkommissar Peter Fricke:

Zeitnahme Monika Riehmers:

ADAC Kart Masters 2014
 Klasse: Bambini
 Datum / Zeit: 28.09.2014 13:45

Strecke: Wackersdorf
 Rennen: Rennen 17 Lauf 1
 Runden: 12

Version 1

Niklas Bienek	4	Punkte 45 Quali-Pos 1	17	Jusuf Owega	31	Punkte 45 Quali-Pos 27
	33				34	
Andreas Lindner	38	Punkte 40 Quali-Pos 29	16	Yannic Schröer	99	Punkte 40 Quali-Pos 34
	31				32	
Luis Esser	101	Punkte 36 Quali-Pos 33	15	Louis Kulke	37	Punkte 38 Quali-Pos 32
	29				30	
Nico Hantke	22	Punkte 34 Quali-Pos 21	14	Marc Elter	89	Punkte 36 Quali-Pos 30
	27				28	
Mika Rausch	14	Punkte 32 Quali-Pos 31	13	Lisa-Marie Mohr	13	Punkte 33 Quali-Pos 26
	25				26	
Maximilian Schulte	6	Punkte 31 Quali-Pos 28	12	Julian Avallone	77	Punkte 32 Quali-Pos 23
	23				24	
Jonas Wagner	34	Punkte 31 Quali-Pos 15	11	Leon Koslowski	36	Punkte 31 Quali-Pos 24
	21				22	
Michael Santos	21	Punkte 28 Quali-Pos 20	10	Ben Fricke	88	Punkte 29 Quali-Pos 25
	19				20	
Niels Tröger	44	Punkte 22 Quali-Pos 18	9	Rico Volz	24	Punkte 27 Quali-Pos 22
	17				18	
Marius Zug	25	Punkte 20 Quali-Pos 17	8	Luke Füngeling	19	Punkte 21 Quali-Pos 9
	15				16	
Noel Wilke	66	Punkte 17 Quali-Pos 12	7	David Qufaj	55	Punkte 18 Quali-Pos 16
	13				14	
Paul Metzker	32	Punkte 14 Quali-Pos 19	6	Luca Maisch	15	Punkte 16 Quali-Pos 13
	11				12	
Jan David Fusen	40	Punkte 13 Quali-Pos 10	5	Hugo Sasse	8	Punkte 14 Quali-Pos 4
	9				10	
Dominik Müller	33	Punkte 9 Quali-Pos 14	4	Dennis Peter Scott	10	Punkte 13 Quali-Pos 6
	7				8	
Paul Enders	5	Punkte 8 Quali-Pos 11	3	Luke Raspudic-Verleil	12	Punkte 9 Quali-Pos 8
	5				6	
Phil Hill	26	Punkte 7 Quali-Pos 2	2	Jan Lukas Keil	9	Punkte 7 Quali-Pos 7
	3				4	
Miroslaw Kravchenko	18	Punkte 4 Quali-Pos 3	1	Dauids Trefilovs	17	Punkte 5 Quali-Pos 5
	1				2	

Pole Position

Reihe

Renndirektor Andreas Schwarz:

Rennsekretär Sandra Walter:

Sportkommissar Peter Fricke:

Zeitnahme Monika Riehmers:

Reg.-Nr.: 264/14

Aushang: h

ADAC Kart Masters Wackersdorf

Bambini Wackersdorf 1,222 Km

1.Lauf Rennen 17 Version 2 28.09.2014 13:45

Rennen (12 Runden) gestartet um 13:52:17

Pos.	Nr.	Name	Nat./Wohnort	Fabrikat	Bewerber/Sponsor	Rnd.	Gesamtzeit	Diff.	Beste Zeit	In Rd.	Pkt.
1	18	Miroslaw Kravchenko	GER/Krefeld	Mach1/IAME	DS Kartsport	12	12:04.836		59.767	11	25
2	17	Davids Trefilovs	LAT/Berlin	Jesolo/IAME	TR Motorsport	12	12:09.962	5.126	59.927	11	20
3	9	Jan Lukas Keil	GER/Rommerskirchen	Birel/IAME	Solgat Motorsport	12	12:10.283	5.447	59.902	9	16
4	40	Jan David Fusen	GER/Köln	Birel/IAME	Schwabe-Motorsport	12	12:13.995	9.159	1:00.006	11	13
5	12	Luke Raspuđic-Verleih	GER/Ratingen	Jesolo/IAME	TR Motorsport	12	12:14.184	9.348	1:00.126	9	11
6	5	Paul Enders	GER/Salmatal	Top Kart/IAME	Ebert Motorsport / ADAC Mittelrhein e.V.	12	12:14.233	9.397	59.944	11	10
7	32	Paul Metzker	GER/Limburgerhof	Tony-Kart/IAME	Lanari Racing Team	12	12:16.186	11.350	1:00.309	8	9
8	10	Dennis Peter Scott	GER/Wallenhorst	Birel/IAME	Solgat Motorsport	12	12:16.455	11.619	59.941	10	8
9	66	Noel Wilke	GER/Altbach	Birel/IAME	Solgat Motorsport	12	12:17.383	12.547	1:00.119	7	7
10	25	Marius Zug	GER/Mitterscheyern	CRG/IAME	RL-Competition.com	12	12:17.731	12.895	59.785	10	6
11	36	Leon Koslowski	GER/Eschweiler	Birel/IAME	Solgat Motorsport	12	12:18.029	13.193	59.903	11	5
12	4	Niklas Bieneke	GER/Berlin	Top-Kart/IAME	ADAC Berlin-Brandenburg e.V.	12	12:19.527	14.691	1:00.085	7	4
13	21	Michael Santos	GER/Burghausen	Top-Kart/IAME		12	12:19.692	14.856	1:00.584	11	3
14	8	Hugo Sasse	GER/Dürrröhrsdorf Dit	Parolin/IAME	Meier Motorsport	12	12:21.893	17.057	1:00.079	10	2
15	34	Jonas Wagner	GER/Rockensußra	Tony-Kart/IAME	ADAC Hessen-Thüringen e.V.	12	12:21.909	17.073	1:00.088	10	1
16	24	Rico Volz	GER/Schömburg	Birel/IAME	Solgat Motorsport	12	12:22.355	17.519	1:00.407	10	0
17	55	David Qufaj	GER/Nürnberg	Tony-Kart/IAME	KSM Racing Team	12	12:22.436	17.600	1:00.382	6	0
18	19	Luke Füngeling	GER/Vettweiß	Tony-Kart/IAME	KSM Racing Team	12	12:23.964	19.128	1:00.423	10	0
19	6	Maximilian Schulte	GER/Viernheim	Birel/IAME	Schwabe-Motorsport / ADAC Hessen-Th	12	12:24.269	19.433	1:00.654	6	0
20	31	Jusuf Owega	GER/Köln	Jesolo/IAME	TR Motorsport	12	12:24.539	19.703	1:00.218	10	0
21	38	Andreas Lindner	GER/Deggendorf	Jesolo/ART		12	12:24.723	19.887	1:00.520	9	0
22	37	Louis Kulke	GER/Bielefeld	Birel/IAME	im-racing motorsport	12	12:24.830	19.994	1:00.385	12	0
23	22	Nico Hantke	GER/Hürth	Tony Kart/IAME	KSM Racing Team	12	12:24.993	20.157	1:00.278	12	0
24	88	Ben Fricke	GER/Amsberg	Tony-Kart/IAME	RMW Motorsport	12	12:25.697	20.861	1:00.385	11	0
25	33	Dominik Müller	GER/Berlin	Jesolo/IAME	TR Motorsport	12	12:26.389	21.553	1:00.197	10	0
26	13	Lisa-Marie Mohr	GER/Bruggen	Topkart/IAME	Dischner Racing	12	12:27.623	22.787	59.855	11	0
27	89	Marc Elter	GER/Landsberg	Top-Kart/IAME	Ebert Motorsport	12	12:30.613	25.777	1:00.871	9	0
28	101	Luis Esser	GER/Neukirchen-Vluyr	Birel/IAME		12	12:30.638	25.802	1:00.963	6	0
29	14	Mika Rausch	GER/Ahlen	CRG/IAME		12	12:30.886	26.050	1:01.006	7	0
30	99	Yannic Schröer	GER/Oderwitz	Birel/IAME	ADAC Sachsen e.V.	12	12:34.123	29.287	1:00.807	11	0
31	44	Niels Tröger	GER/Großfriesen	Jesolo/IAME	TR Motorsport	12	12:41.446	36.610	1:00.384	12	0
32	77	Julian Avallone	GER/Erding	CRG/IAME	Kartshop Ampfing	11	12:15.358	1 Runde	1:01.309	10	0
Nicht Klassifiziert (75% = 9 Rnd.)											
	26	Phil Hill	GER/Mühlheim	Jesolo/IAME	TR Motorsport / ADAC Nordrhein e.V.		0.102	12 Runden		0	0
	15	Luca Maisch	GER/Neustetten	Zanardi/IAME	TB Motorsport Racing Team / Motorspo		0.919	12 Runden		0	0

Bemerkungen

Ergebnis vorbehaltlich der technischen und sportlichen Nachuntersuchung

Gestartet: 34 Gewertet: 32 Nicht gewertet: 2

Start-nr.: 33,13 + 10 sek. Zeitstrafe (Rennleiterentscheidung)

Vorsprung	Ø km/h	Beste Rundenzeit	km/h	Beste Runde von
5.126	72,831	59.767	73,606	18 - Mirosław Kravchenko

Orbits

Zeitnahme Monika Riehmers:

direktor Andreas Schwarz:

www.mylaps.com

Sportkommissar Peter Fricke:

Reg. Nr. 264 /2014

Lizensiert für Camp Company GmbH

Gedruckt: 28.09.2014 14:34:24

Aushang: h

ADAC Kart Masters Wackersdorf

Bambini

Wackersdorf 1,222 Km

1.Lauf Rennen 17

28.09.2014 13:45

Rennen (12 Runden) gestartet um 13:52:17

Runde	Rundenzeit	Diff.	Tageszeit
(18) Miroslaw Kravchenko			
1	1:02.078	+2.311	13:53:19.179
2	1:01.124	+1.357	13:54:20.303
3	1:00.842	+1.075	13:55:21.145
4	1:00.808	+1.041	13:56:21.953
5	1:00.339	+0.572	13:57:22.292
6	1:00.156	+0.389	13:58:22.448
7	1:00.255	+0.488	13:59:22.703
8	59.985	+0.218	14:00:22.688
9	59.866	+0.099	14:01:22.554
10	59.814	+0.047	14:02:22.368
11	59.767		14:03:22.135
12	59.802	+0.035	14:04:21.937

Runde	Rundenzeit	Diff.	Tageszeit
(17) Davids Trefilovs			
1	1:04.237	+4.310	13:53:21.489
2	1:01.340	+1.413	13:54:22.829
3	1:01.438	+1.511	13:55:24.267
4	1:00.971	+1.044	13:56:25.238
5	1:00.695	+0.768	13:57:25.933
6	1:00.315	+0.388	13:58:26.248
7	1:00.107	+0.180	13:59:26.355
8	1:00.392	+0.465	14:00:26.747
9	1:00.390	+0.463	14:01:27.137
10	59.939	+0.012	14:02:27.076
11	59.927		14:03:27.003
12	1:00.060	+0.133	14:04:27.063

Runde	Rundenzeit	Diff.	Tageszeit
(9) Jan Lukas Keil			
1	1:04.914	+5.012	13:53:22.295
2	1:01.090	+1.188	13:54:23.385
3	1:01.193	+1.291	13:55:24.578
4	1:01.202	+1.300	13:56:25.780
5	1:01.001	+1.099	13:57:26.781
6	1:00.571	+0.669	13:58:27.352
7	1:00.094	+0.192	13:59:27.446
8	1:00.234	+0.332	14:00:27.680
9	59.902		14:01:27.582
10	59.920	+0.018	14:02:27.502
11	59.979	+0.077	14:03:27.481
12	59.903	+0.001	14:04:27.384

Runde	Rundenzeit	Diff.	Tageszeit
(40) Jan David Fusen			
1	1:06.397	+6.391	13:53:23.939
2	1:01.820	+1.814	13:54:25.759
3	1:01.828	+1.822	13:55:27.587
4	1:00.648	+0.642	13:56:28.235
5	1:01.142	+1.136	13:57:29.377
6	1:00.625	+0.619	13:58:30.002
7	1:00.313	+0.307	13:59:30.315
8	1:00.210	+0.204	14:00:30.525
9	1:00.099	+0.093	14:01:30.624
10	1:00.060	+0.054	14:02:30.684
11	1:00.006		14:03:30.690
12	1:00.406	+0.400	14:04:31.096

Runde	Rundenzeit	Diff.	Tageszeit
(5) Paul Enders			
1	1:03.967	+4.023	13:53:21.297
2	1:01.775	+1.831	13:54:23.072
3	1:01.047	+1.103	13:55:24.119
4	1:00.914	+0.970	13:56:25.033
5	1:03.071	+3.127	13:57:28.104
6	1:00.321	+0.377	13:58:28.425
7	1:00.421	+0.477	13:59:28.846
8	1:00.168	+0.224	14:00:29.014

Runde	Rundenzeit	Diff.	Tageszeit
9	1:00.079	+0.135	14:01:29.093
10	59.952	+0.008	14:02:29.045
11	59.944		14:03:28.989
12	1:02.345	+2.401	14:04:31.334

Runde	Rundenzeit	Diff.	Tageszeit
(32) Paul Metzker			
1	1:04.749	+4.440	13:53:22.412
2	1:01.877	+1.568	13:54:24.289
3	1:01.862	+1.553	13:55:26.151
4	1:01.459	+1.150	13:56:27.610
5	1:01.844	+1.535	13:57:29.454
6	1:00.679	+0.370	13:58:30.133
7	1:00.626	+0.317	13:59:30.759
8	1:00.309		14:00:31.068
9	1:00.344	+0.035	14:01:31.412
10	1:00.453	+0.144	14:02:31.865
11	1:00.616	+0.307	14:03:32.481
12	1:00.806	+0.497	14:04:33.287

Runde	Rundenzeit	Diff.	Tageszeit
(10) Dennis Peter Scott			
1	1:05.754	+5.813	13:53:23.431
2	1:01.221	+1.280	13:54:24.652
3	1:01.455	+1.514	13:55:26.107
4	1:01.602	+1.661	13:56:27.709
5	1:01.641	+1.700	13:57:29.350
6	1:01.108	+1.167	13:58:30.458
7	1:00.888	+0.947	13:59:31.346
8	1:00.846	+0.905	14:00:32.192
9	1:00.193	+0.252	14:01:32.385
10	59.941		14:02:32.326
11	1:00.500	+0.559	14:03:32.826
12	1:00.730	+0.789	14:04:33.556

Runde	Rundenzeit	Diff.	Tageszeit
(66) Noel Wilke			
1	1:06.611	+6.492	13:53:24.391
2	1:02.118	+1.999	13:54:26.509
3	1:02.060	+1.941	13:55:28.569
4	1:01.121	+1.002	13:56:29.690
5	1:00.850	+0.731	13:57:30.540
6	1:00.990	+0.871	13:58:31.530
7	1:00.119		13:59:31.649
8	1:00.377	+0.258	14:00:32.026
9	1:00.489	+0.370	14:01:32.515
10	1:00.600	+0.481	14:02:33.115
11	1:00.243	+0.124	14:03:33.358
12	1:01.126	+1.007	14:04:34.484

Runde	Rundenzeit	Diff.	Tageszeit
(13) Lisa-Marie Mohr			
1	1:06.787	+6.932	13:53:25.066
2	1:01.627	+1.772	13:54:26.693
3	1:01.186	+1.331	13:55:27.879
4	1:01.438	+1.583	13:56:29.317
5	1:01.020	+1.165	13:57:30.337
6	1:00.748	+0.893	13:58:31.085
7	1:00.436	+0.581	13:59:31.521
8	1:01.319	+1.464	14:00:32.840
9	1:00.879	+1.024	14:01:33.719
10	1:00.136	+0.281	14:02:33.855
11	59.855		14:03:33.710
12	1:01.014	+1.159	14:04:34.724

Runde	Rundenzeit	Diff.	Tageszeit
(25) Marius Zug			
1	1:04.468	+4.683	13:53:22.347
2	1:05.074	+5.289	13:54:27.421
3	1:01.522	+1.737	13:55:28.943
4	1:01.534	+1.749	13:56:30.477

Runde	Rundenzeit	Diff.	Tageszeit
5	1:00.935	+1.150	13:57:31.412
6	1:00.762	+0.977	13:58:32.174
7	1:00.235	+0.450	13:59:32.409
8	1:00.609	+0.824	14:00:33.018
9	1:00.508	+0.723	14:01:33.526
10	59.785		14:02:33.311
11	1:00.170	+0.385	14:03:33.481
12	1:01.351	+1.566	14:04:34.832

Runde	Rundenzeit	Diff.	Tageszeit
(36) Leon Koslowski			
1	1:07.351	+7.448	13:53:25.451
2	1:02.598	+2.695	13:54:28.049
3	1:02.254	+2.351	13:55:30.303
4	1:00.755	+0.852	13:56:31.058
5	1:01.461	+1.558	13:57:32.519
6	1:00.554	+0.651	13:58:33.073
7	1:00.572	+0.669	13:59:33.645
8	1:00.591	+0.688	14:00:34.236
9	1:00.310	+0.407	14:01:34.546
10	1:00.481	+0.578	14:02:35.027
11	59.903		14:03:34.930
12	1:00.200	+0.297	14:04:35.130

Runde	Rundenzeit	Diff.	Tageszeit
(4) Niklas Bienek			
1	1:07.561	+7.476	13:53:26.897
2	1:01.969	+1.884	13:54:28.866
3	1:02.190	+2.105	13:55:31.056
4	1:01.406	+1.321	13:56:32.462
5	1:01.179	+1.094	13:57:33.641
6	1:00.138	+0.053	13:58:33.779
7	1:00.085		13:59:33.864
8	1:00.606	+0.521	14:00:34.470
9	1:00.381	+0.296	14:01:34.851
10	1:00.902	+0.817	14:02:35.753
11	1:00.385	+0.300	14:03:36.138
12	1:00.490	+0.405	14:04:36.628

Runde	Rundenzeit	Diff.	Tageszeit
(21) Michael Santos			
1	1:06.019	+5.435	13:53:24.049
2	1:01.655	+1.071	13:54:25.704
3	1:02.089	+1.505	13:55:27.793
4	1:02.101	+1.517	13:56:29.894
5	1:00.915	+0.331	13:57:30.809
6	1:01.199	+0.615	13:58:32.008
7	1:01.114	+0.530	13:59:33.122
8	1:00.780	+0.196	14:00:33.902
9	1:00.748	+0.164	14:01:34.650
10	1:00.669	+0.085	14:02:35.319
11	1:00.584		14:03:35.903
12	1:00.890	+0.306	14:04:36.793

Runde	Rundenzeit	Diff.	Tageszeit
(8) Hugo Sasse			
1	1:08.956	+8.877	13:53:26.828
2	1:02.117	+2.038	13:54:28.945
3	1:02.239	+2.160	13:55:31.184
4	1:01.805	+1.726	13:56:32.989
5	1:01.299	+1.220	13:57:34.288
6	1:01.218	+1.139	13:58:35.506
7	1:00.263	+0.184	13:59:35.769
8	1:00.738	+0.659	14:00:36.507
9	1:00.476	+0.397	14:01:36.983
10	1:00.079		14:02:37.062
11	1:00.822	+0.743	14:03:37.884
12	1:01.110	+1.031	14:04:38.994

Runde	Rundenzeit	Diff.	Tageszeit
(34) Jonas Wagner			

ADAC Kart Masters Wackersdorf

Bambini Wackersdorf 1,222 Km
 1.Lauf Rennen 17 28.09.2014 13:45

Rennen (12 Runden) gestartet um 13:52:17

Runde	Rundenzeit	Diff.	Tageszeit
1	1:05.760	+5.672	13:53:23.926
2	1:01.697	+1.609	13:54:25.623
3	1:02.045	+1.957	13:55:27.668
4	1:00.928	+0.840	13:56:28.596
5	1:01.737	+1.649	13:57:30.333
6	1:01.102	+1.014	13:58:31.435
7	1:00.459	+0.371	13:59:31.894
8	1:04.324	+4.236	14:00:36.218
9	1:00.629	+0.541	14:01:36.847
10	1:00.088		14:02:36.935
11	1:01.064	+0.976	14:03:37.999
12	1:01.011	+0.923	14:04:39.010

(24) Rico Volz

1	1:07.324	+6.917	13:53:25.717
2	1:02.150	+1.743	13:54:27.867
3	1:01.378	+0.971	13:55:29.245
4	1:01.448	+1.041	13:56:30.693
5	1:01.704	+1.297	13:57:32.397
6	1:01.300	+0.893	13:58:33.697
7	1:00.720	+0.313	13:59:34.417
8	1:01.104	+0.697	14:00:35.521
9	1:00.864	+0.457	14:01:36.385
10	1:00.407		14:02:36.792
11	1:01.630	+1.223	14:03:38.422
12	1:01.034	+0.627	14:04:39.456

(55) David Qufaj

1	1:08.115	+7.733	13:53:26.269
2	1:02.118	+1.736	13:54:28.387
3	1:02.423	+2.041	13:55:30.810
4	1:01.582	+1.200	13:56:32.392
5	1:01.319	+0.937	13:57:33.711
6	1:00.382		13:58:34.093
7	1:00.404	+0.022	13:59:34.497
8	1:01.790	+1.408	14:00:36.287
9	1:00.795	+0.413	14:01:37.082
10	1:00.575	+0.193	14:02:37.657
11	1:00.863	+0.481	14:03:38.520
12	1:01.017	+0.635	14:04:39.537

(19) Luke Füngeling

1	1:10.952	+10.529	13:53:29.236
2	1:01.584	+1.161	13:54:30.820
3	1:01.405	+0.982	13:55:32.225
4	1:01.660	+1.237	13:56:33.885
5	1:00.643	+0.220	13:57:34.528
6	1:01.656	+1.233	13:58:36.184
7	1:00.957	+0.534	13:59:37.141
8	1:01.700	+1.277	14:00:38.841
9	1:00.501	+0.078	14:01:39.342
10	1:00.423		14:02:39.765
11	1:00.509	+0.086	14:03:40.274
12	1:00.791	+0.368	14:04:41.065

(12) Luke Raspudic-Verleih

1	1:04.712	+4.586	13:53:22.237
2	1:01.062	+0.936	13:54:23.299
3	1:01.682	+1.556	13:55:24.981
4	1:00.720	+0.594	13:56:25.701
5	1:01.043	+0.917	13:57:26.744
6	1:00.968	+0.842	13:58:27.712
7	1:00.263	+0.137	13:59:27.975
8	1:00.333	+0.207	14:00:28.308
9	1:00.126		14:01:28.434
10	1:00.216	+0.090	14:02:28.650

Runde	Rundenzeit	Diff.	Tageszeit
11	1:00.261	+0.135	14:03:28.911
12	1:02.374	+2.248	14:04:31.285

(6) Maximilian Schulte

1	1:06.776	+6.122	13:53:24.867
2	1:02.483	+1.829	13:54:27.350
3	1:01.530	+0.876	13:55:28.880
4	1:01.568	+0.914	13:56:30.448
5	1:01.706	+1.052	13:57:32.154
6	1:00.654		13:58:32.808
7	1:00.924	+0.270	13:59:33.732
8	1:01.573	+0.919	14:00:35.305
9	1:01.323	+0.669	14:01:36.628
10	1:01.487	+0.833	14:02:38.115
11	1:00.754	+0.100	14:03:38.869
12	1:02.501	+1.847	14:04:41.370

(31) Jusuf Owega

1	1:08.496	+8.278	13:53:28.104
2	1:01.931	+1.713	13:54:30.035
3	1:01.539	+1.321	13:55:31.574
4	1:02.444	+2.226	13:56:34.018
5	1:01.332	+1.114	13:57:35.350
6	1:00.966	+0.748	13:58:36.316
7	1:00.813	+0.595	13:59:37.129
8	1:01.619	+1.401	14:00:38.748
9	1:00.885	+0.667	14:01:39.633
10	1:00.218		14:02:39.851
11	1:00.820	+0.602	14:03:40.671
12	1:00.969	+0.751	14:04:41.640

(38) Andreas Lindner

1	1:07.417	+6.897	13:53:26.512
2	1:02.118	+1.598	13:54:28.630
3	1:02.346	+1.826	13:55:30.976
4	1:01.942	+1.422	13:56:32.918
5	1:01.146	+0.626	13:57:34.064
6	1:00.777	+0.257	13:58:34.841
7	1:01.172	+0.652	13:59:36.013
8	1:01.580	+1.060	14:00:37.593
9	1:00.520		14:01:38.113
10	1:00.540	+0.020	14:02:38.653
11	1:00.639	+0.119	14:03:39.292
12	1:02.532	+2.012	14:04:41.824

(37) Louis Kulke

1	1:08.125	+7.740	13:53:27.227
2	1:02.079	+1.694	13:54:29.306
3	1:02.030	+1.645	13:55:31.336
4	1:02.693	+2.308	13:56:34.029
5	1:01.293	+0.908	13:57:35.322
6	1:00.819	+0.434	13:58:36.141
7	1:01.502	+1.117	13:59:37.643
8	1:01.973	+1.588	14:00:39.616
9	1:00.947	+0.562	14:01:40.563
10	1:00.421	+0.036	14:02:40.984
11	1:00.562	+0.177	14:03:41.546
12	1:00.385		14:04:41.931

(22) Nico Hantke

1	1:08.143	+7.865	13:53:26.638
2	1:02.216	+1.938	13:54:28.854
3	1:02.580	+2.302	13:55:31.434
4	1:02.810	+2.532	13:56:34.244
5	1:01.225	+0.947	13:57:35.469
6	1:01.093	+0.815	13:58:36.562

Runde	Rundenzeit	Diff.	Tageszeit
7	1:01.152	+0.874	13:59:37.714
8	1:01.802	+1.524	14:00:39.516
9	1:01.144	+0.866	14:01:40.660
10	1:00.792	+0.514	14:02:41.452
11	1:00.364	+0.086	14:03:41.816
12	1:00.278		14:04:42.094

(88) Ben Fricke

1	1:08.510	+8.125	13:53:27.046
2	1:02.327	+1.942	13:54:29.373
3	1:03.032	+2.647	13:55:32.405
4	1:01.906	+1.521	13:56:34.311
5	1:01.399	+1.014	13:57:35.710
6	1:00.980	+0.595	13:58:36.690
7	1:01.154	+0.769	13:59:37.844
8	1:01.868	+1.483	14:00:39.712
9	1:01.599	+1.214	14:01:41.311
10	1:00.555	+0.170	14:02:41.866
11	1:00.385		14:03:42.251
12	1:00.547	+0.162	14:04:42.798

(33) Dominik Müller

1	1:07.899	+7.702	13:53:25.331
2	1:01.701	+1.504	13:54:27.032
3	1:00.987	+0.790	13:55:28.019
4	1:01.159	+0.962	13:56:29.178
5	1:00.991	+0.794	13:57:30.169
6	1:00.557	+0.360	13:58:30.726
7	1:00.243	+0.046	13:59:30.969
8	1:00.333	+0.136	14:00:31.302
9	1:00.284	+0.087	14:01:31.586
10	1:00.197		14:02:31.783
11	1:00.627	+0.430	14:03:32.410
12	1:01.080	+0.883	14:04:33.490

(89) Marc Elter

1	1:07.305	+6.434	13:53:26.192
2	1:02.113	+1.242	13:54:28.305
3	1:02.503	+1.632	13:55:30.808
4	1:03.350	+2.479	13:56:34.158
5	1:02.960	+2.089	13:57:37.118
6	1:01.579	+0.708	13:58:38.697
7	1:01.418	+0.547	13:59:40.115
8	1:01.462	+0.591	14:00:41.577
9	1:00.871		14:01:42.448
10	1:02.371	+1.500	14:02:44.819
11	1:00.874	+0.003	14:03:45.693
12	1:02.021	+1.150	14:04:47.714

(101) Luis Esser

1	1:09.695	+8.732	13:53:28.424
2	1:02.070	+1.107	13:54:30.494
3	1:02.205	+1.242	13:55:32.699
4	1:01.844	+0.881	13:56:34.543
5	1:01.546	+0.583	13:57:36.089
6	1:00.963		13:58:37.052
7	1:01.161	+0.198	13:59:38.213
8	1:01.928	+0.965	14:00:40.141
9	1:01.651	+0.688	14:01:41.792
10	1:03.246	+2.283	14:02:45.038
11	1:01.169	+0.206	14:03:46.207
12	1:01.532	+0.569	14:04:47.739

(14) Mika Rausch

1	1:07.534	+6.528	13:53:25.846
2	1:02.320	+1.314	13:54:28.166

ADAC Kart Masters Wackersdorf

Bambini

Wackersdorf 1,222 Km

1.Lauf Rennen 17

28.09.2014 13:45

Rennen (12 Runden) gestartet um 13:52:17

Runde	Rundenzeit	Diff.	Tageszeit
3	1:01.500	+0.494	13:55:29.666
4	1:01.139	+0.133	13:56:30.805
5	1:02.881	+1.875	13:57:33.686
6	1:02.213	+1.207	13:58:35.899
7	1:01.006		13:59:36.905
8	1:02.283	+1.277	14:00:39.188
9	1:02.705	+1.699	14:01:41.893
10	1:02.185	+1.179	14:02:44.078
11	1:01.538	+0.532	14:03:45.616
12	1:02.371	+1.365	14:04:47.987

Runde	Rundenzeit	Diff.	Tageszeit
-------	------------	-------	-----------

Runde	Rundenzeit	Diff.	Tageszeit
-------	------------	-------	-----------

(99) Yannic Schröer

1	1:16.367	+15.560	13:53:35.761
2	1:02.202	+1.395	13:54:37.963
3	1:01.882	+1.075	13:55:39.845
4	1:01.673	+0.866	13:56:41.518
5	1:01.748	+0.941	13:57:43.266
6	1:01.118	+0.311	13:58:44.384
7	1:01.024	+0.217	13:59:45.408
8	1:01.528	+0.721	14:00:46.936
9	1:01.168	+0.361	14:01:48.104
10	1:01.165	+0.358	14:02:49.269
11	1:00.807		14:03:50.076
12	1:01.148	+0.341	14:04:51.224

(44) Niels Tröger

1	1:05.219	+4.835	13:53:23.141
2	1:01.316	+0.932	13:54:24.457
3	1:02.721	+2.337	13:55:27.178
4	1:01.217	+0.833	13:56:28.395
5	1:02.037	+1.653	13:57:30.432
6	1:01.464	+1.080	13:58:31.896
7	1:01.661	+1.277	13:59:33.557
8	1:21.834	+21.450	14:00:55.391
9	1:01.096	+0.712	14:01:56.487
10	1:01.047	+0.663	14:02:57.534
11	1:00.629	+0.245	14:03:58.163
12	1:00.384		14:04:58.547

(77) Julian Avallone

1	1:08.211	+6.902	13:53:27.648
2	1:02.699	+1.390	13:54:30.347
3	1:41.591	+40.282	13:56:11.938
4	1:02.230	+0.921	13:57:14.168
5	1:01.933	+0.624	13:58:16.101
6	1:01.845	+0.536	13:59:17.946
7	1:01.589	+0.280	14:00:19.535
8	1:01.511	+0.202	14:01:21.046
9	1:03.033	+1.724	14:02:24.079
10	1:01.309		14:03:25.388
11	1:07.071	+5.762	14:04:32.459

ADAC Kart Masters 2014
 Klasse: Bambini
 Datum / Zeit: 28.09.2014 15:50

Strecke: Wackersdorf
 Rennen: Rennen 22 Lauf 2
 Runden: 12

Version 2

Phil Hill	26	Runden 0 Tm. 0.102	17	Luca Maisch	15	Runden 0 Tm. 0.919
Niels Tröger	44	Runden 12 Tm. 12:41.446	16	Julian Avallone	77	Runden 11 Tm. 12:15.358
Mika Rausch	14	Runden 12 Tm. 12:30.886	15	Yannic Schröer	99	Runden 12 Tm. 12:34.123
Marc Elter	89	Runden 12 Tm. 12:30.613	14	Luis Esser	101	Runden 12 Tm. 12:30.638
Dominik Müller	33	Runden 12 Tm. 12:26.389	13	Lisa-Marie Mohr	13	Runden 12 Tm. 12:27.623
Nico Hantke	22	Runden 12 Tm. 12:24.993	12	Ben Fricke	88	Runden 12 Tm. 12:25.697
Andreas Lindner	38	Runden 12 Tm. 12:24.723	11	Louis Kulke	37	Runden 12 Tm. 12:24.830
Maximilian Schulte	6	Runden 12 Tm. 12:24.269	10	Jusuf Owega	31	Runden 12 Tm. 12:24.539
David Qufaj	55	Runden 12 Tm. 12:22.436	9	Luke Füngeling	19	Runden 12 Tm. 12:23.964
Jonas Wagner	34	Runden 12 Tm. 12:21.909	8	Rico Volz	24	Runden 12 Tm. 12:22.355
Michael Santos	21	Runden 12 Tm. 12:19.692	7	Hugo Sasse	8	Runden 12 Tm. 12:21.893
Leon Koslowski	36	Runden 12 Tm. 12:18.029	6	Niklas Bienek	4	Runden 12 Tm. 12:19.527
Noel Wilke	66	Runden 12 Tm. 12:17.383	5	Marius Zug	25	Runden 12 Tm. 12:17.731
Paul Metzker	32	Runden 12 Tm. 12:16.186	4	Dennis Peter Scott	10	Runden 12 Tm. 12:16.455
Luke Raspudic-Verleil	12	Runden 12 Tm. 12:14.184	3	Paul Enders	5	Runden 12 Tm. 12:14.233
Jan Lukas Keil	9	Runden 12 Tm. 12:10.283	2	Jan David Fusen	40	Runden 12 Tm. 12:13.995
Miroslaw Kravchenko	18	Runden 12 Tm. 12:04.836	1	Davids Trefilovs	17	Runden 12 Tm. 12:09.962

Pole Position

Reihe

2

Renndirektor Andreas Schwarz:

Rennsekretär Sandra Walter:

Sportkommissar Peter Fricke:

Zeitnahme Monika Riehmers:

Reg.-Nr.: 264/14

Aushang: h

Ergebnisse vorbehaltlich technischer und sportlicher Nachuntersuchungen

printed 28.09.2014 14:35

ADAC Kart Masters Wackersdorf

Bambini Wackersdorf 1,222 Km

2.Lauf Rennen 22 Version 2 28.09.2014 15:50

Rennen (12 Runden) gestartet um 16:03:09

Pos.	Nr.	Name	Nat./Wohnort	Fabrikat	Bewerber/Sponsor	Rnd.	Gesamtzeit	Diff.	Beste Zeit	In Rd.	Pkt.
1	4	Niklas Bienek	GER/Berlin	Top-Kart/IAME	ADAC Berlin-Brandenburg e.V.	12	12:19.597		1:00.347	11	25
2	26	Phil Hill	GER/Mühlmeim	Jesolo/IAME	TR Motorsport / ADAC Nordrhein e.V.	12	12:21.275	1.678	59.953	12	20
3	8	Hugo Sasse	GER/Dürrröhrsdorf Dit	Parolin/IAME	Meier Motorsport	12	12:22.551	2.954	1:00.132	11	16
4	33	Dominik Müller	GER/Berlin	Jesolo/IAME	TR Motorsport	12	12:23.608	4.011	1:00.552	11	13
5	5	Paul Enders	GER/Salmthal	Top Kart/IAME	Ebert Motorsport / ADAC Mittelrhein e.V.	12	12:23.782	4.185	1:00.921	11	11
6	10	Dennis Peter Scott	GER/Wallenhorst	Birel/IAME	Solgat Motorsport	12	12:23.879	4.282	1:00.429	10	10
7	37	Louis Kulke	GER/Bielefeld	Birel/IAME	im-racing motorsport	12	12:24.178	4.581	1:00.629	11	9
8	38	Andreas Lindner	GER/Deggendorf	Jesolo/ART		12	12:24.556	4.959	1:00.810	10	8
9	36	Leon Koslowski	GER/Eschweiler	Birel/IAME	Solgat Motorsport	12	12:24.691	5.094	1:00.678	10	7
10	12	Luke Raspudic-Verleih	GER/Ratingen	Jesolo/IAME	TR Motorsport	12	12:24.885	5.288	1:00.277	12	6
11	15	Luca Maisch	GER/Neustetten	Zanardi/IAME	TB Motorsport Racing Team / Motorspo	12	12:27.064	7.467	1:00.754	7	5
12	24	Rico Volz	GER/Schömberg	Birel/IAME	Solgat Motorsport	12	12:28.134	8.537	1:00.860	12	4
13	88	Ben Fricke	GER/Arnsberg	Tony-Kart/IAME	RMW Motorsport	12	12:28.251	8.654	1:00.916	12	3
14	55	David Qufaj	GER/Nürnberg	Tony-Kart/IAME	KSM Racing Team	12	12:28.330	8.733	1:00.923	12	2
15	66	Noel Wilke	GER/Altbach	Birel/IAME	Solgat Motorsport	12	12:29.024	9.427	1:00.303	10	1
16	9	Jan Lukas Keil	GER/Rommerskirchen	Birel/IAME	Solgat Motorsport	12	12:29.053	9.456	1:00.333	11	0
17	44	Niels Tröger	GER/Großfriesen	Jesolo/IAME	TR Motorsport	12	12:29.403	9.806	1:00.695	10	0
18	22	Nico Hantke	GER/Hürth	Tony Kart/IAME	KSM Racing Team	12	12:29.925	10.328	1:00.620	11	0
19	99	Yannic Schröer	GER/Oderwitz	Birel/IAME	ADAC Sachsen e.V.	12	12:30.118	10.521	1:00.606	11	0
20	77	Julian Avallone	GER/Erding	CRG/IAME	Kartshop Ampfing	12	12:31.876	12.279	1:01.108	11	0
21	25	Marius Zug	GER/Mitterscheyern	CRG/IAME	RL-Competition.com	12	12:31.941	12.344	1:00.533	11	0
22	6	Maximilian Schulte	GER/Viernheim	Birel/IAME	Schwabe-Motorsport / ADAC Hessen-Th	12	12:32.066	12.469	1:01.164	7	0
23	14	Mika Rausch	GER/Ahlen	CRG/IAME		12	12:34.415	14.818	1:01.435	7	0
24	101	Luis Esser	GER/Neukirchen-Vluyr	Birel/IAME		12	12:34.536	14.939	1:01.437	8	0
25	89	Marc Elter	GER/Landsberg	Top-Kart/IAME	Ebert Motorsport	12	12:38.082	18.485	1:01.605	9	0
26	21	Michael Santos	GER/Burghausen	Top-Kart/IAME		12	12:41.650	22.053	1:01.232	11	0
27	19	Luke Füngeling	GER/Vettweiß	Tony-Kart/IAME	KSM Racing Team	12	12:43.823	24.226	1:01.037	12	0
28	40	Jan David Fusen	GER/Köln	Birel/IAME	Schwabe-Motorsport	12	12:54.987	35.390	1:00.876	12	0
29	34	Jonas Wagner	GER/Rockensußra	Tony-Kart/IAME	ADAC Hessen-Thüringen e.V.	12	13:04.014	44.417	1:00.908	12	0
30	31	Jusuf Owega	GER/Köln	Jesolo/IAME	TR Motorsport	12	13:04.083	44.486	1:00.417	12	0
31	32	Paul Metzker	GER/Limburgerhof	Tony-Kart/IAME	Lanari Racing Team	12	13:06.686	47.089	1:00.844	12	0
32	13	Lisa-Marie Mohr	GER/Bruggen	Topkart/IAME	Dischner Racing	11	12:29.732	1 Runde	1:00.438	9	0
Nicht Klassifiziert (75% = 9 Rnd.)											
18		Miroslaw Kravchenko	GER/Krefeld	Mach1/IAME	DS Kartsport	5	5:08.704	7 Runden	1:00.954	4	0
17		Davids Trefilovs	LAT/Berlin	Jesolo/IAME	TR Motorsport	5	5:09.409	7 Runden	1:00.908	4	0

Bemerkungen

Ergebnis vorbehaltlich der technischen und sportlichen Nachuntersuchung

Gestartet: 34 Gewertet: Nicht gewertet:

Start-Nr.: 8 + 3 sek. Zeitstrafe(Rennleiterentscheidung)

Start-Nr.: 32,9 + 10 sek. Zeitstrafe(Rennleiterentscheidung)

Vorsprung	Ø km/h	Beste Rundenzeit	km/h	Beste Runde von
1.678	71,377	59.953	73,377	26 - Phil Hill

Orbits

Zeitnahme Monika Riehmers:

direktor Andreas Schwarz:

www.mylaps.com

Sportkommissar Peter Fricke:

Reg. Nr. 264 /2014

Lizenziert für Camp Company GmbH

Gedruckt: 28.09.2014 17:12:04

Aushang: h

ADAC Kart Masters Wackersdorf

Bambini

Wackersdorf 1,222 Km

2.Lauf Rennen 22

28.09.2014 15:50

Rennen (12 Runden) gestartet um 16:03:09

Runde	Rundenzeit	Diff.	Tageszeit
(9) Jan Lukas Keil			
1	1:03.606	+3.273	16:04:13.671
2	1:02.195	+1.862	16:05:15.866
3	1:01.094	+0.761	16:06:16.960
4	1:00.738	+0.405	16:07:17.698
5	1:01.119	+0.786	16:08:18.817
6	1:05.087	+4.754	16:09:23.904
7	1:01.435	+1.102	16:10:25.339
8	1:00.645	+0.312	16:11:25.984
9	1:00.931	+0.598	16:12:26.915
10	1:00.683	+0.350	16:13:27.598
11	1:00.333		16:14:27.931
12	1:01.074	+0.741	16:15:29.005

Runde	Rundenzeit	Diff.	Tageszeit
(8) Hugo Sasse			
1	1:05.841	+5.709	16:04:16.347
2	1:01.521	+1.389	16:05:17.868
3	1:02.595	+2.463	16:06:20.463
4	1:01.595	+1.463	16:07:22.058
5	1:01.501	+1.369	16:08:23.559
6	1:00.986	+0.854	16:09:24.545
7	1:01.167	+1.035	16:10:25.712
8	1:02.178	+2.046	16:11:27.890
9	1:00.525	+0.393	16:12:28.415
10	1:00.255	+0.123	16:13:28.670
11	1:00.132		16:14:28.802
12	1:00.701	+0.569	16:15:29.503

Runde	Rundenzeit	Diff.	Tageszeit
(4) Niklas Bieneck			
1	1:05.084	+4.737	16:04:15.655
2	1:02.061	+1.714	16:05:17.716
3	1:02.414	+2.067	16:06:20.130
4	1:01.623	+1.276	16:07:21.753
5	1:01.871	+1.524	16:08:23.624
6	1:01.303	+0.956	16:09:24.927
7	1:01.240	+0.893	16:10:26.167
8	1:00.849	+0.502	16:11:27.016
9	1:00.523	+0.176	16:12:27.539
10	1:00.405	+0.058	16:13:27.944
11	1:00.347		16:14:28.291
12	1:01.258	+0.911	16:15:29.549

Runde	Rundenzeit	Diff.	Tageszeit
(26) Phil Hill			
1	1:07.093	+7.140	16:04:19.570
2	1:02.044	+2.091	16:05:21.614
3	1:01.284	+1.331	16:06:22.898
4	1:01.835	+1.882	16:07:24.733
5	1:00.874	+0.921	16:08:25.607
6	1:01.078	+1.125	16:09:26.685
7	1:00.478	+0.525	16:10:27.163
8	1:00.888	+0.935	16:11:28.051
9	1:02.175	+2.222	16:12:30.226
10	1:00.928	+0.975	16:13:31.154
11	1:00.120	+0.167	16:14:31.274
12	59.953		16:15:31.227

Runde	Rundenzeit	Diff.	Tageszeit
(33) Dominik Müller			
1	1:05.925	+5.373	16:04:17.519
2	1:02.230	+1.678	16:05:19.749
3	1:02.072	+1.520	16:06:21.821
4	1:02.234	+1.682	16:07:24.055
5	1:01.493	+0.941	16:08:25.548
6	1:01.729	+1.177	16:09:27.277
7	1:00.820	+0.268	16:10:28.097
8	1:01.105	+0.553	16:11:29.202

Runde	Rundenzeit	Diff.	Tageszeit
9	1:01.150	+0.598	16:12:30.352
10	1:01.289	+0.737	16:13:31.641
11	1:00.552		16:14:32.193
12	1:01.367	+0.815	16:15:33.560

Runde	Rundenzeit	Diff.	Tageszeit
(5) Paul Enders			
1	1:04.995	+4.074	16:04:15.212
2	1:02.083	+1.162	16:05:17.295
3	1:02.301	+1.380	16:06:19.596
4	1:01.879	+0.958	16:07:21.475
5	1:01.506	+0.585	16:08:22.981
6	1:01.330	+0.409	16:09:24.311
7	1:01.763	+0.842	16:10:26.074
8	1:02.113	+1.192	16:11:28.187
9	1:01.711	+0.790	16:12:29.898
10	1:01.337	+0.416	16:13:31.235
11	1:00.921		16:14:32.156
12	1:01.578	+0.657	16:15:33.734

Runde	Rundenzeit	Diff.	Tageszeit
(10) Dennis Peter Scott			
1	1:08.446	+8.017	16:04:18.817
2	1:02.733	+2.304	16:05:21.550
3	1:02.052	+1.623	16:06:23.602
4	1:02.441	+2.012	16:07:26.043
5	1:01.375	+0.946	16:08:27.418
6	1:01.517	+1.088	16:09:28.935
7	1:01.073	+0.644	16:10:30.008
8	1:00.652	+0.223	16:11:30.660
9	1:01.046	+0.617	16:12:31.706
10	1:00.429		16:13:32.135
11	1:00.770	+0.341	16:14:32.905
12	1:00.926	+0.497	16:15:33.831

Runde	Rundenzeit	Diff.	Tageszeit
(37) Louis Kulke			
1	1:06.237	+5.608	16:04:17.173
2	1:03.093	+2.464	16:05:20.266
3	1:02.491	+1.862	16:06:22.757
4	1:02.156	+1.527	16:07:24.913
5	1:01.400	+0.771	16:08:26.313
6	1:01.168	+0.539	16:09:27.481
7	1:00.780	+0.151	16:10:28.261
8	1:01.113	+0.484	16:11:29.374
9	1:01.104	+0.475	16:12:30.478
10	1:01.159	+0.530	16:13:31.637
11	1:00.629		16:14:32.266
12	1:01.864	+1.235	16:15:34.130

Runde	Rundenzeit	Diff.	Tageszeit
(38) Andreas Lindner			
1	1:06.327	+5.517	16:04:17.389
2	1:03.089	+2.279	16:05:20.478
3	1:02.636	+1.826	16:06:23.114
4	1:02.242	+1.432	16:07:25.356
5	1:01.489	+0.679	16:08:26.845
6	1:01.184	+0.374	16:09:28.029
7	1:00.835	+0.025	16:10:28.864
8	1:00.964	+0.154	16:11:29.828
9	1:01.282	+0.472	16:12:31.110
10	1:00.810		16:13:31.920
11	1:01.487	+0.677	16:14:33.407
12	1:01.101	+0.291	16:15:34.508

Runde	Rundenzeit	Diff.	Tageszeit
(36) Leon Koslowski			
1	1:06.144	+5.466	16:04:16.540
2	1:02.515	+1.837	16:05:19.055
3	1:02.176	+1.498	16:06:21.231
4	1:02.669	+1.991	16:07:23.900

Runde	Rundenzeit	Diff.	Tageszeit
5	1:01.114	+0.436	16:08:25.014
6	1:01.072	+0.394	16:09:26.086
7	1:01.083	+0.405	16:10:27.169
8	1:01.661	+0.983	16:11:28.830
9	1:02.996	+2.318	16:12:31.826
10	1:00.678		16:13:32.504
11	1:00.923	+0.245	16:14:33.427
12	1:01.216	+0.538	16:15:34.643

Runde	Rundenzeit	Diff.	Tageszeit
(12) Luke Raspudic-Verleih			
1	1:04.837	+4.560	16:04:14.974
2	1:02.723	+2.446	16:05:17.697
3	1:02.370	+2.093	16:06:20.067
4	1:06.891	+6.614	16:07:26.958
5	1:02.401	+2.124	16:08:29.359
6	1:01.287	+1.010	16:09:30.646
7	1:00.830	+0.553	16:10:31.476
8	1:00.854	+0.577	16:11:32.330
9	1:01.076	+0.799	16:12:33.406
10	1:00.616	+0.339	16:13:34.022
11	1:00.538	+0.261	16:14:34.560
12	1:00.277		16:15:34.837

Runde	Rundenzeit	Diff.	Tageszeit
(15) Luca Maisch			
1	1:07.171	+6.417	16:04:19.852
2	1:03.132	+2.378	16:05:22.984
3	1:03.133	+2.379	16:06:26.117
4	1:02.004	+1.250	16:07:28.121
5	1:01.669	+0.915	16:08:29.790
6	1:01.226	+0.472	16:09:31.016
7	1:00.754		16:10:31.770
8	1:01.215	+0.461	16:11:32.985
9	1:01.016	+0.262	16:12:34.001
10	1:01.165	+0.411	16:13:35.166
11	1:01.040	+0.286	16:14:36.206
12	1:00.810	+0.056	16:15:37.016

Runde	Rundenzeit	Diff.	Tageszeit
(24) Rico Volz			
1	1:07.326	+6.466	16:04:17.917
2	1:02.883	+2.023	16:05:20.800
3	1:02.521	+1.661	16:06:23.321
4	1:02.655	+1.795	16:07:25.976
5	1:01.702	+0.842	16:08:27.678
6	1:01.474	+0.614	16:09:29.152
7	1:01.467	+0.607	16:10:30.619
8	1:02.597	+1.737	16:11:33.216
9	1:01.373	+0.513	16:12:34.589
10	1:01.633	+0.773	16:13:36.222
11	1:01.004	+0.144	16:14:37.226
12	1:00.860		16:15:38.086

Runde	Rundenzeit	Diff.	Tageszeit
(88) Ben Fricke			
1	1:06.425	+5.509	16:04:17.673
2	1:02.919	+2.003	16:05:20.592
3	1:02.234	+1.318	16:06:22.826
4	1:02.658	+1.742	16:07:25.484
5	1:01.552	+0.636	16:08:27.036
6	1:01.987	+1.071	16:09:29.023
7	1:02.516	+1.600	16:10:31.539
8	1:01.677	+0.761	16:11:33.216
9	1:01.624	+0.708	16:12:34.840
10	1:01.465	+0.549	16:13:36.305
11	1:00.982	+0.066	16:14:37.287
12	1:00.916		16:15:38.203

Runde	Rundenzeit	Diff.	Tageszeit
(55) David Qufaj			

ADAC Kart Masters Wackersdorf

Bambini

Wackersdorf 1,222 Km

2.Lauf Rennen 22

28.09.2014 15:50

Rennen (12 Runden) gestartet um 16:03:09

Runde	Rundenzeit	Diff.	Tageszeit
1	1:07.210	+6.287	16:04:17.991
2	1:03.632	+2.709	16:05:21.623
3	1:02.371	+1.448	16:06:23.994
4	1:02.130	+1.207	16:07:26.124
5	1:01.623	+0.700	16:08:27.747
6	1:01.486	+0.563	16:09:29.233
7	1:01.990	+1.067	16:10:31.223
8	1:01.007	+0.084	16:11:32.230
9	1:01.428	+0.505	16:12:33.658
10	1:02.699	+1.776	16:13:36.357
11	1:01.002	+0.079	16:14:37.359
12	1:00.923		16:15:38.282

(66) Noel Wilke

1	1:16.865	+16.562	16:04:27.274
2	1:01.977	+1.674	16:05:29.251
3	1:01.363	+1.060	16:06:30.614
4	1:01.087	+0.784	16:07:31.701
5	1:00.994	+0.691	16:08:32.695
6	1:01.239	+0.936	16:09:33.934
7	1:01.189	+0.886	16:10:35.123
8	1:00.886	+0.583	16:11:36.009
9	1:01.670	+1.367	16:12:37.679
10	1:00.303		16:13:37.982
11	1:00.470	+0.167	16:14:38.452
12	1:00.524	+0.221	16:15:38.976

(44) Niels Tröger

1	1:07.561	+6.866	16:04:19.925
2	1:03.505	+2.810	16:05:23.430
3	1:02.638	+1.943	16:06:26.068
4	1:02.145	+1.450	16:07:28.213
5	1:01.683	+0.988	16:08:29.896
6	1:02.099	+1.404	16:09:31.995
7	1:01.528	+0.833	16:10:33.523
8	1:01.418	+0.723	16:11:34.941
9	1:01.535	+0.840	16:12:36.476
10	1:00.695		16:13:37.171
11	1:01.183	+0.488	16:14:38.354
12	1:01.001	+0.306	16:15:39.355

(22) Nico Hantke

1	1:09.048	+8.428	16:04:20.290
2	1:03.815	+3.195	16:05:24.105
3	1:02.324	+1.704	16:06:26.429
4	1:02.817	+2.197	16:07:29.246
5	1:01.650	+1.030	16:08:30.896
6	1:01.828	+1.208	16:09:32.724
7	1:01.286	+0.666	16:10:34.010
8	1:01.288	+0.668	16:11:35.298
9	1:01.944	+1.324	16:12:37.242
10	1:00.840	+0.220	16:13:38.082
11	1:00.620		16:14:38.702
12	1:01.175	+0.555	16:15:39.877

(99) Yannic Schröer

1	1:07.947	+7.341	16:04:20.049
2	1:03.815	+3.209	16:05:23.864
3	1:02.478	+1.872	16:06:26.342
4	1:02.301	+1.695	16:07:28.643
5	1:01.469	+0.863	16:08:30.112
6	1:02.166	+1.560	16:09:32.278
7	1:01.660	+1.054	16:10:33.938
8	1:01.785	+1.179	16:11:35.723
9	1:01.783	+1.177	16:12:37.506
10	1:00.991	+0.385	16:13:38.497

11	1:00.606		16:14:39.103
12	1:00.967	+0.361	16:15:40.070

(77) Julian Avallone

1	1:08.369	+7.261	16:04:20.795
2	1:03.240	+2.132	16:05:24.035
3	1:02.184	+1.076	16:06:26.219
4	1:02.902	+1.794	16:07:29.121
5	1:01.746	+0.638	16:08:30.867
6	1:02.159	+1.051	16:09:33.026
7	1:01.429	+0.321	16:10:34.455
8	1:01.475	+0.367	16:11:35.930
9	1:01.911	+0.803	16:12:37.841
10	1:01.230	+0.122	16:13:39.071
11	1:01.108		16:14:40.179
12	1:01.649	+0.541	16:15:41.828

(25) Marius Zug

1	1:04.910	+4.377	16:04:15.383
2	1:01.979	+1.446	16:05:17.362
3	1:02.300	+1.767	16:06:19.662
4	1:01.878	+1.345	16:07:21.540
5	1:01.510	+0.977	16:08:23.050
6	1:01.623	+1.090	16:09:24.673
7	1:01.307	+0.774	16:10:25.980
8	1:13.329	+12.796	16:11:39.309
9	1:00.755	+0.222	16:12:40.064
10	1:00.759	+0.226	16:13:40.823
11	1:00.533		16:14:41.356
12	1:00.537	+0.004	16:15:41.893

(6) Maximilian Schulte

1	1:08.543	+7.379	16:04:19.517
2	1:03.862	+2.698	16:05:23.379
3	1:02.550	+1.386	16:06:25.929
4	1:03.824	+2.660	16:07:29.753
5	1:01.503	+0.339	16:08:31.256
6	1:02.614	+1.450	16:09:33.870
7	1:01.164		16:10:35.034
8	1:01.212	+0.048	16:11:36.246
9	1:01.929	+0.765	16:12:38.175
10	1:01.285	+0.121	16:13:39.460
11	1:01.287	+0.123	16:14:40.747
12	1:01.271	+0.107	16:15:42.018

(14) Mika Rausch

1	1:07.529	+6.094	16:04:19.605
2	1:03.148	+1.713	16:05:22.753
3	1:02.800	+1.365	16:06:25.553
4	1:02.050	+0.615	16:07:27.603
5	1:02.076	+0.641	16:08:29.679
6	1:02.242	+0.807	16:09:31.921
7	1:01.435		16:10:33.356
8	1:01.598	+0.163	16:11:34.954
9	1:03.415	+1.980	16:12:38.369
10	1:02.486	+1.051	16:13:40.855
11	1:01.797	+0.362	16:14:42.652
12	1:01.715	+0.280	16:15:44.367

(101) Luis Esser

1	1:09.213	+7.776	16:04:21.186
2	1:03.425	+1.988	16:05:24.611
3	1:02.547	+1.110	16:06:27.158
4	1:02.560	+1.123	16:07:29.718
5	1:01.945	+0.508	16:08:31.663
6	1:01.985	+0.548	16:09:33.648

7	1:01.949	+0.512	16:10:35.597
8	1:01.437		16:11:37.034
9	1:01.508	+0.071	16:12:38.542
10	1:02.474	+1.037	16:13:41.016
11	1:01.796	+0.359	16:14:42.812
12	1:01.676	+0.239	16:15:44.488

(89) Marc Elter

1	1:07.486	+5.881	16:04:19.332
2	1:06.733	+5.128	16:05:26.065
3	1:02.567	+0.962	16:06:28.632
4	1:02.181	+0.576	16:07:30.813
5	1:02.128	+0.523	16:08:32.941
6	1:02.054	+0.449	16:09:34.995
7	1:02.749	+1.144	16:10:37.744
8	1:01.832	+0.227	16:11:39.576
9	1:01.605		16:12:41.181
10	1:03.153	+1.548	16:13:44.334
11	1:01.695	+0.090	16:14:46.029
12	1:02.005	+0.400	16:15:48.034

(21) Michael Santos

1	1:14.939	+13.707	16:04:25.447
2	1:02.681	+1.449	16:05:28.128
3	1:01.935	+0.703	16:06:30.063
4	1:01.887	+0.655	16:07:31.950
5	1:01.590	+0.358	16:08:33.540
6	1:01.484	+0.252	16:09:35.024
7	1:03.085	+1.853	16:10:38.109
8	1:01.597	+0.365	16:11:39.706
9	1:01.538	+0.306	16:12:41.244
10	1:07.715	+6.483	16:13:48.959
11	1:01.232		16:14:50.191
12	1:01.411	+0.179	16:15:51.602

(19) Luke Füngeling

1	1:08.063	+7.026	16:04:18.603
2	1:02.746	+1.709	16:05:21.349
3	1:02.649	+1.612	16:06:23.998
4	1:02.519	+1.482	16:07:26.517
5	1:01.794	+0.757	16:08:28.311
6	1:01.145	+0.108	16:09:29.456
7	1:01.483	+0.446	16:10:30.939
8	1:01.223	+0.186	16:11:32.162
9	1:01.514	+0.477	16:12:33.676
10	1:17.625	+16.588	16:13:51.301
11	1:01.437	+0.400	16:14:52.738
12	1:01.037		16:15:53.775

(40) Jan David Fusen

1	1:04.474	+3.598	16:04:14.600
2	1:01.879	+1.003	16:05:16.479
3	1:35.048	+34.172	16:06:51.527
4	1:02.376	+1.500	16:07:53.903
5	1:01.669	+0.793	16:08:55.572
6	1:01.670	+0.794	16:09:57.242
7	1:01.445	+0.569	16:10:58.687
8	1:01.745	+0.869	16:12:00.432
9	1:01.369	+0.493	16:13:01.801
10	1:01.206	+0.330	16:14:03.007
11	1:01.056	+0.180	16:15:04.063
12	1:00.876		16:16:04.939

(32) Paul Metzker

1	1:03.723	+2.879	16:04:13.970
2	1:02.387	+1.543	16:05:16.357

Orbits

Zeitnahme Monika Riehmers:

direktor Andreas Schwarz:

www.mylaps.com

Sportkommissar Peter Fricke:

Reg. Nr. 264 /2014

Lizensiert für Camp Company GmbH

Gedruckt: 28.09.2014 16:16:35

Aushang: h

Seite 2/3

ADAC Kart Masters Wackersdorf

Bambini

Wackersdorf 1,222 Km

2.Lauf Rennen 22

28.09.2014 15:50

Rennen (12 Runden) gestartet um 16:03:09

Runde	Rundenzeit	Diff.	Tageszeit
3	1:03.839	+2.995	16:06:20.196
4	1:06.270	+5.426	16:07:26.466
5	1:31.398	+30.554	16:08:57.864
6	1:01.845	+1.001	16:09:59.709
7	1:01.664	+0.820	16:11:01.373
8	1:01.333	+0.489	16:12:02.706
9	1:01.007	+0.163	16:13:03.713
10	1:01.076	+0.232	16:14:04.789
11	1:01.005	+0.161	16:15:05.794
12	1:00.844		16:16:06.638

(34) Jonas Wagner

1	1:05.610	+4.702	16:04:16.298
2	1:02.408	+1.500	16:05:18.706
3	1:01.940	+1.032	16:06:20.646
4	1:05.532	+4.624	16:07:26.178
5	1:04.357	+3.449	16:08:30.535
6	1:36.003	+35.095	16:10:06.538
7	1:01.719	+0.811	16:11:08.257
8	1:01.418	+0.510	16:12:09.675
9	1:01.362	+0.454	16:13:11.037
10	1:00.951	+0.043	16:14:11.988
11	1:01.070	+0.162	16:15:13.058
12	1:00.908		16:16:13.966

(31) Jusuf Owega

1	1:08.568	+8.151	16:04:19.414
2	1:03.560	+3.143	16:05:22.974
3	1:40.988	+40.571	16:07:03.962
4	1:01.975	+1.558	16:08:05.937
5	1:01.782	+1.365	16:09:07.719
6	1:01.468	+1.051	16:10:09.187
7	1:01.114	+0.697	16:11:10.301
8	1:01.092	+0.675	16:12:11.393
9	1:00.946	+0.529	16:13:12.339
10	1:00.629	+0.212	16:14:12.968
11	1:00.650	+0.233	16:15:13.618
12	1:00.417		16:16:14.035

(13) Lisa-Marie Mohr

1	1:08.175	+7.737	16:04:19.704
2	1:03.403	+2.965	16:05:23.107
3	1:02.610	+2.172	16:06:25.717
4	2:03.555	+1:03.117	16:08:29.272
5	1:02.438	+2.000	16:09:31.710
6	1:02.576	+2.138	16:10:34.286
7	1:01.336	+0.898	16:11:35.622
8	1:01.509	+1.071	16:12:37.131
9	1:00.438		16:13:37.569
10	1:01.049	+0.611	16:14:38.618
11	1:01.066	+0.628	16:15:39.684

(18) Miroslaw Kravchenko

1	1:03.612	+2.658	16:04:13.564
2	1:01.700	+0.746	16:05:15.264
3	1:01.205	+0.251	16:06:16.469
4	1:00.954		16:07:17.423
5	1:01.233	+0.279	16:08:18.656

(17) Davids Trefilovs

1	1:03.819	+2.911	16:04:13.844
2	1:02.247	+1.339	16:05:16.091
3	1:01.425	+0.517	16:06:17.516
4	1:00.908		16:07:18.424
5	1:00.937	+0.029	16:08:19.361

Runde Rundenzeit Diff. Tageszeit

Runde Rundenzeit Diff. Tageszeit

ADAC Kart Masters Wackersdorf

Bambini Wackersdorf 1,222 Km

Tageswertung

Pos.	Nr.	Nachname	Vorname	Bewerber/Sponsor	Fabrikat	R1	R2	Gesamtpunktzahl
1	4	Bienek	Niklas	ADAC Berlin-Brandenburg e.V.	Top-Kart/IAME	4	25	29
2	18	Kravchenko	Miroslaw	DS Kartsport	Mach1/IAME	25	0	25
3	5	Enders	Paul	Ebert Motorsport / ADAC Mittelrhei	Top Kart/IAME	10	11	21
4	26	Hill	Phil	TR Motorsport / ADAC Nordrhein e	Jesolo/IAME	0	20	20
5	17	Trefilovs	Davids	TR Motorsport	Jesolo/IAME	20	0	20
6	8	Sasse	Hugo	Meier Motorsport	Parolin/IAME	2	16	18
7	10	Scott	Dennis Peter	Solgat Motorsport	Birel/IAME	8	10	18
8	12	Raspudic-Verleih	Luke	TR Motorsport	Jesolo/IAME	11	6	17
9	9	Keil	Jan Lukas	Solgat Motorsport	Birel/IAME	16	0	16
10	33	Müller	Dominik	TR Motorsport	Jesolo/IAME	0	13	13
11	40	Fusen	Jan David	Schwabe-Motorsport	Birel/IAME	13	0	13
12	36	Koslowski	Leon	Solgat Motorsport	Birel/IAME	5	7	12
13	37	Kulke	Louis	im-racing motorsport	Birel/IAME	0	9	9
14	32	Metzker	Paul	Lanari Racing Team	Tony-Kart/IAME	9	0	9
15	38	Lindner	Andreas		Jesolo/ART	0	8	8
16	66	Wilke	Noel	Solgat Motorsport	Birel/IAME	7	1	8
17	25	Zug	Marius	RL-Competition.com	CRG/IAME	6	0	6
18	15	Maisch	Luca	TB Motorsport Racing Team / Moto	Zanardi/IAME	0	5	5
19	24	Volz	Rico	Solgat Motorsport	Birel/IAME	0	4	4
20	88	Fricke	Ben	RMW Motorsport	Tony-Kart/IAME	0	3	3
21	21	Santos	Michael		Top-Kart/IAME	3	0	3
22	55	Qufaj	David	KSM Racing Team	Tony-Kart/IAME	0	2	2
23	34	Wagner	Jonas	ADAC Hessen-Thüringen e.V.	Tony-Kart/IAME	1	0	1
24	44	Tröger	Niels	TR Motorsport	Jesolo/IAME	0	0	0
25	22	Hantke	Nico	KSM Racing Team	Tony Kart/IAME	0	0	0
26	99	Schröer	Yannic	ADAC Sachsen e.V.	Birel/IAME	0	0	0
27	77	Avallone	Julian	Kartshop Ampfing	CRG/IAME	0	0	0
28	6	Schulte	Maximilian	Schwabe-Motorsport / ADAC Hesse	Birel/IAME	0	0	0
29	14	Rausch	Mika		CRG/IAME	0	0	0
30	89	Elter	Marc	Ebert Motorsport	Top-Kart/IAME	0	0	0
31	19	Füngeling	Luke	KSM Racing Team	Tony-Kart/IAME	0	0	0
32	31	Owega	Jusuf	TR Motorsport	Jesolo/IAME	0	0	0
33	13	Mohr	Lisa-Marie	Dischner Racing	Topkart/IAME	0	0	0

Bemerkungen

Ergebnis vorbehaltlich der technischen und sportlichen Nachuntersuchung