



ADAC Schleswig-Holstein e.V.

**Int. ADAC MX Masters Tensfeld****Klasse 1 Masters****Tensfeld 1,850 Km****Practice even numbers****19.07.2014 11:00****Practice (30:00 Time) started at 11:00:22**

Pos	No.	Name	FNM	Nat/Hometown	Trademark	Entrant / Team	Laps	Best Tm	Diff	In Lap	km/h
1	590	Nick Triest	FMB	BEL/ Lommel	YAMAHA		10	1:57.828		8	56,523
2	14	Marc de Reuver	KNMV	NED/ AMSTELVEE	HONDA	BT Motorsport	8	1:59.045	1.217	8	55,945
3	136	Stefan Kjer Olsen	DMU	DEN/ Sønderborg	KAWASAKI	STC Racing	11	1:59.326	1.498	7	55,813
4	766	Pascal Rauchenecker	OeAMTC	AUT/ Peterskirche	KTM	HSV-Ried / COFAIN Racing KTM	11	1:59.859	2.031	8	55,565
5	64	Dominique Thury	DMSB	GER/ SCHNEEBER	KAWASAKI	MONSTER ENERGY KAWASAKI ELF TEAM	9	2:00.981	3.153	5	55,050
6	488	Freek van der Vlist	KNMV	NED/ Apeldoorn	KTM	HSF Logistics Motorsport	10	2:01.021	3.193	7	55,032
7	156	Angus Heidecke	DMSB	GER/ Freiberg	KTM	Kalli Racing Team	9	2:01.411	3.583	7	54,855
8	116	Nikolay Paschinskiy	DMSB	UKR/ Grünheide	KTM	KTM GST/ GARIN MX Sport	9	2:01.565	3.737	7	54,786
9	122	Hannes Volber	DMSB	GER/ Gardelegen	SUZUKI	Team Castrol Power 1 Moto-Web	10	2:02.093	4.265	9	54,549
10	222	Ron Noffz	DMSB	GER/ Greifswald	KTM	Kalli Racing Team	10	2:02.141	4.313	10	54,527
11	824	Nick Kouwenberg	KNMV	NED/ Drunen	SUZUKI	TEAM CASTROL POWER1 MOTO-WEB	6	2:02.187	4.359	6	54,507
12	26	Mike Stender	DMSB	GER/ Eutin	SUZUKI	Team Castrol Power 1 Moto-Web	9	2:03.222	5.394	5	54,049
13	702	Nicolai M Hansen	DMU	DEN/ Silkeborg	SUZUKI	Team AB-Racing by Suzuki Reinecke	10	2:03.446	5.618	9	53,951
14	30	Max Von Schoting	SVEMO	SWE/ Enköping	HONDA	Troy Lee Designes/ Honda Sweden	10	2:03.845	6.017	10	53,777
15	6	Stephan Mock	DMSB	GER/ wolfsburg	SUZUKI	Team Suzuki Waldmann	10	2:03.856	6.028	4	53,772
16	44	Jan Uhlig	DMSB	GER/ Lugau	KTM	Kalli Racing Team	9	2:03.891	6.063	7	53,757
17	114	Davide von Zitzewitz	DMSB	GER/ Wangels	KTM	BvZ Racing Team	10	2:04.217	6.389	4	53,616
18	350	Stefan Hage	KNMV	GER/ Goes	HUSQVARNA	Husqvarna SKS Racing Team NL	10	2:04.292	6.464	9	53,583
19	36	Michel Kaschny	DMSB	GER/ Borstel-Hoh	KAWASAKI	Team 254 Castrol Power 1	10	2:05.256	7.428	7	53,171
20	142	Franz Lofquist	SVEMO	SWE/ kavlinge	HONDA		10	2:07.316	9.488	9	52,311
21	450	Rasmus Lavesson	SVEMO	SWE/ Färlöv	KAWASAKI		10	2:07.476	9.648	9	52,245
22	294	Ruven Piche	DMSB	GER/ Munster	KTM	ADAC Niedersachsen / Sachsen-Anhalt.e	10	2:09.228	11.400	10	51,537
23	668	Rasmus Johansen	DMU	DEN/ Gislew	YAMAHA		10	2:10.920	13.092	9	50,871
24	888	Luca Fontanesi	DMSB	ITA/ Parma	YAMAHA	MX Fonta Racing	9	2:11.527	13.699	7	50,636

Int. ADAC MX Masters Tensfeld

Klasse 1 Masters

Tensfeld 1,850 Km

Practice even numbers

19.07.2014 11:00

Practice (30:00 Time) started at 11:00:22

Lap	Time of Day	Lap Tm	S1 Tm	S2 Tm	Lap	Time of Day	Lap Tm	S1 Tm	S2 Tm
(590) Nick Triest					(156) Angus Heidecke				
1	11:08:08.530	2:22.456	1:09.676	1:12.780	6	11:20:42.864	2:18.411	1:09.981	1:08.430
2	11:10:18.458	2:09.928	1:05.041	1:04.887	7	11:22:43.885	2:01.021	59.053	1:01.968
3	11:12:22.024	2:03.566	1:00.681	1:02.885	8	11:26:24.947	3:41.062	1:17.864	2:23.198
4	11:14:22.541	2:00.517	59.776	1:00.741	9	11:28:50.862	2:25.915	1:14.062	1:11.853
5	11:18:53.321	4:30.780	1:17.161	3:13.619	10	11:30:52.517	2:01.655	59.720	1:01.935
6	11:21:01.764	2:08.443	1:01.714	1:06.729	(116) Nikolay Paschinskiy				
7	11:23:11.623	2:09.859	1:01.744	1:08.115	1	11:07:45.851	2:14.515	1:08.730	1:05.785
8	11:25:09.451	1:57.828	58.119	59.709	2	11:09:52.147	2:06.296	1:02.024	1:04.272
9	11:29:30.010	4:20.559	1:20.524	3:00.035	3	11:11:59.085	2:06.938	1:02.268	1:04.670
10	11:31:36.090	2:06.080	1:03.514	1:02.566	4	11:17:17.319	5:18.234	1:07.274	4:10.960
(14) Marc de Reuver					5	11:19:20.741	2:03.422	1:00.492	1:02.930
1	11:08:17.453	2:12.551	1:05.296	1:07.255	6	11:21:42.091	2:21.350	1:08.239	1:13.111
2	11:10:22.097	2:04.644	1:01.868	1:02.776	7	11:23:43.502	2:01.411	59.541	1:01.870
3	11:12:25.341	2:03.244	1:00.139	1:03.105	8	11:29:03.143	5:19.641	1:15.796	4:03.845
4	11:14:35.038	2:09.697	1:03.669	1:06.028	9	11:31:18.531	2:15.388	1:09.762	1:05.626
5	11:16:38.322	2:03.284	1:00.638	1:02.646	(122) Hannes Volber				
6	11:18:37.843	1:59.521	58.315	1:01.206	1	11:07:50.854	2:29.366	1:13.460	1:15.906
7	11:20:59.112	2:21.269	1:08.961	1:12.308	2	11:10:06.180	2:15.326	1:04.634	1:10.692
8	11:22:58.157	1:59.045	57.892	1:01.153	3	11:12:11.500	2:05.320	1:01.643	1:03.677
(136) Stefan Kjer Olsen					4	11:16:47.616	4:36.116	1:12.995	3:23.121
1	11:08:15.561	2:19.305	1:07.522	1:11.783	5	11:18:50.155	2:02.539	1:00.561	1:01.978
2	11:10:19.940	2:04.379	1:02.133	1:02.246	6	11:22:49.482	3:59.327	1:19.821	2:39.506
3	11:12:33.039	2:13.099	1:06.833	1:06.266	7	11:24:51.047	2:01.565	59.442	1:02.123
4	11:14:32.579	1:59.540	58.535	1:01.005	8	11:30:09.964	5:18.917	1:30.038	3:48.879
5	11:16:54.201	2:21.622	1:09.252	1:12.370	9	11:32:33.618	2:23.654	1:11.457	1:12.197
6	11:19:06.725	2:12.524	1:05.912	1:06.612	(824) Nick Kouwenberg				
7	11:21:06.051	1:59.326	58.564	1:00.762	1	11:07:29.277	2:19.511	1:03.299	1:16.212
8	11:26:11.746	5:05.695	1:07.305	3:58.390	2	11:09:37.435	2:08.158	1:02.508	1:05.650
9	11:28:12.320	2:00.574	59.751	1:00.823	3	11:15:29.907	5:52.472	1:01.719	4:50.753
10	11:30:11.799	1:59.479	58.472	1:01.007	4	11:17:50.433	2:20.526	1:07.440	1:13.086
11	11:32:40.696	2:28.897	1:14.482	1:14.415	5	11:19:53.573	2:03.140	1:00.416	1:02.724
(766) Pascal Rauchenecker					6	11:21:55.760	2:02.187	59.508	1:02.679
1	11:07:39.975	2:26.835	1:09.415	1:17.420	(222) Ron Noffz				
2	11:10:14.146	2:34.171	1:07.778	1:26.393	1	11:07:25.923	2:12.310	1:04.975	1:07.335
3	11:12:18.857	2:04.711	59.676	1:05.035	2	11:09:31.103	2:05.180	1:01.111	1:04.069
4	11:14:42.485	2:23.628	1:11.761	1:11.867	3	11:11:34.413	2:03.310	59.977	1:03.333
5	11:17:06.776	2:24.291	1:01.197	1:23.094	4	11:15:28.518	3:54.105	1:10.148	2:43.957
6	11:19:08.827	2:02.051	59.123	1:02.928	5	11:17:40.197	2:11.679	1:05.352	1:06.327
7	11:22:12.482	3:03.655	1:26.490	1:37.165	6	11:19:44.757	2:04.560	1:00.589	1:03.971
8	11:24:12.341	1:59.859	58.425	1:01.434	7	11:24:07.159	4:22.402	1:16.718	3:05.684
9	11:27:29.152	3:16.811	1:26.047	1:50.764	8	11:26:43.819	2:36.660	1:16.005	1:20.655
10	11:30:09.483	2:40.331	1:05.920	1:34.411	9	11:28:53.516	2:09.697	1:02.601	1:07.096
11	11:32:23.239	2:13.756	1:01.250	1:12.506	10	11:30:55.657	2:02.141	59.624	1:02.517
(64) Dominique Thury					(488) Freek van der Vlist				
1	11:09:25.757	2:48.757	1:34.990	1:13.767	1	11:07:27.994	2:18.325	1:08.508	1:09.817
2	11:11:33.605	2:07.848	1:01.217	1:06.631	2	11:09:34.544	2:06.550	1:03.327	1:03.223
3	11:13:36.407	2:02.802	1:00.331	1:02.471	3	11:11:49.728	2:15.184	1:01.100	1:14.084
4	11:16:39.278	3:02.871	1:35.500	1:27.371	4	11:13:53.095	2:03.367	59.934	1:03.433
5	11:18:40.259	2:00.981	59.659	1:01.322	5	11:18:24.453	4:31.358	1:12.316	3:19.042
6	11:25:00.524	6:20.265	1:21.780	4:58.485	(26) Mike Stender				
7	11:27:13.881	2:13.357	1:07.693	1:05.664	1	11:08:11.109	2:21.179	1:09.221	1:11.958
8	11:29:43.962	2:30.081	1:22.627	1:07.454	2	11:10:59.574	2:48.465	1:12.266	1:36.199
9	11:31:46.471	2:02.509	1:00.331	1:02.178	3	11:13:14.491	2:14.917	1:09.275	1:05.642
(824) Nick Kouwenberg					4	11:18:17.796	5:03.305	1:07.977	3:55.328
1	11:07:29.277	2:19.511	1:03.299	1:16.212	5	11:20:21.018	2:03.222	1:00.398	1:02.824
2	11:09:37.435	2:08.158	1:02.508	1:05.650	(64) Dominique Thury				
3	11:15:29.907	5:52.472	1:01.719	4:50.753	1	11:09:25.757	2:48.757	1:34.990	1:13.767
4	11:17:50.433	2:20.526	1:07.440	1:13.086	2	11:11:33.605	2:07.848	1:01.217	1:06.631
5	11:19:53.573	2:03.140	1:00.416	1:02.724	3	11:13:36.407	2:02.802	1:00.331	1:02.471
6	11:21:55.760	2:02.187	59.508	1:02.679	4	11:16:39.278	3:02.871	1:35.500	1:27.371



ADAC Schleswig-Holstein e.V.



Int. ADAC MX Masters Tensfeld

Klasse 1 Masters

Tensfeld 1,850 Km

Practice even numbers

19.07.2014 11:00

Practice (30:00 Time) started at 11:00:22

Lap	Time of Day	Lap Tm	S1 Tm	S2 Tm	Lap	Time of Day	Lap Tm	S1 Tm	S2 Tm
8	11:27:20.444	5:01.012	1:07.092	3:53.920					
9	11:29:31.364	2:10.920	1:06.068	1:04.852					
10	11:31:44.982	2:13.618	1:06.151	1:07.467					
<hr/>									
(888) Luca Fontanesi									
1	11:08:03.349	2:23.802	1:10.648	1:13.154					
2	11:10:26.682	2:23.333	1:08.842	1:14.491					
3	11:12:42.205	2:15.523	1:07.541	1:07.982					
4	11:17:30.895	4:48.690	1:22.397	3:26.293					
5	11:19:43.411	2:12.516	1:05.570	1:06.946					
6	11:24:28.385	4:44.974	1:23.439	3:21.535					
7	11:26:39.912	2:11.527	1:05.420	1:06.107					
8	11:29:38.205	2:58.293	1:31.425	1:26.868					
9	11:32:09.429	2:31.224	1:05.971	1:25.253					

Timekeeping Steffen Kirchhof:

Clerk of the course Holger Möller:

Jury President Olaf Noack:

Reg. Nr MX 29/14



ADAC Schleswig-Holstein e.V.

**Int. ADAC MX Masters Tensfeld****Klasse 1 Masters****Tensfeld 1,850 Km****Practice odd numbers****19.07.2014 11:35****Practice (30:00 Time) started at 11:35:18**

Pos	No.	Name	FNM	Nat/Hometown	Trademark	Entrant / Team	Laps	Best Tm	Diff	In Lap	km/h
1	287	Marcus Schiffer	DMSB	GER/ Weilerswist	SUZUKI	Team Suzuki Waldmann	11	1:57.898		11	56,490
2	61	Herjan Brakke	KNMV	NED/ Staphorst	KAWASAKI	HB Gebben Motoren Kawasaki	9	1:59.497	1.599	7	55,734
3	451	Harri Kullas	SML	FIN/ Helsinki	KTM	Sahkar KTM Racing	9	1:59.797	1.899	9	55,594
4	11	Sébastien Pourcel	FFM	FRA/ Fontanes	KTM	KTM Sarholz Racing Team	8	1:59.859	1.961	6	55,565
5	5	Kevin Wouts	DMSB	BEL/ HOBOKEN	KAWASAKI	MONSTER ENERGY KAWASAKI ELF TEAM	10	1:59.984	2.086	7	55,507
6	53	Ceriel Klein Kromhof	KNMV	NED/ Daarlerveen	KTM	HSF Logistics Motorsport	8	2:00.061	2.163	6	55,472
7	91	Jeremy Seewer	FMS	SUI/ Bülach	SUZUKI	Rockstar Energy Suzuki Europe	11	2:00.141	2.243	9	55,435
8	727	Boris Maillard	DMSB	FRA/ GIGNAC	KAWASAKI	MONSTER ENERGY KAWASAKI ELF TEAM	9	2:00.177	2.279	8	55,418
9	71	Christian Brockel	DMSB	GER/ Petershagen	KTM	Team KTM GST-Berlin	10	2:01.026	3.128	8	55,029
10	149	Dennis Ullrich	DMSB	GER/ Saarlouis	KTM	KTM Sarholz Racing Team	10	2:02.240	4.342	9	54,483
11	887	Kim O. Sørensen	DMU	DEN/ Fjerritslev	KAWASAKI	Sturm Racing Team	6	2:02.422	4.524	2	54,402
12	249	Nikolaj Larsen	DMU	DEN/ Naestved	HONDA	KMP Honda Repsol Racing	10	2:02.680	4.782	9	54,288
13	291	Filip Thuresson	SVEMO	SWE/ Uddevalla	HONDA	KMP-Honda-Repsol-Racing Team	5	2:03.021	5.123	4	54,137
14	507	Lars van Berkel	KNMV	NED/ Veghel	HONDA	Jumbo-Modiform-Theo Eggens Racing	9	2:03.073	5.175	9	54,114
15	25	Petr Smitka	ACCR	CZE/ Mesto Tousek	KTM	COFAIN Racing KTM	9	2:03.356	5.458	8	53,990
16	161	Lars Reuther	DMSB	GER/ Pleidelsheim	KTM	KTM Sarholz Racing Team	4	2:03.700	5.802	1	53,840
17	49	Günter Schmidinger	OeAMTC	AUT/ Waldneukirc	HONDA	TEAM MIBAG SCHMIDINGER	10	2:04.389	6.491	10	53,542
18	519	Dennis Baudrexl	DMSB	GER/ Beuerberg	KTM	COFAIN Racing KTM	12	2:04.487	6.589	11	53,500
19	231	Kasper Jensen	DMU	DEN/ Sønderborg	YAMAHA	AC Motec Yamaha Deutschland	10	2:04.773	6.875	7	53,377
20	477	Michael Kartenberg	DMSB	GER/ Stendal	KTM	Bauerschmidt KTM	9	2:04.807	6.909	8	53,362
21	511	Benjamin Mallon	DMSB	GER/ Tessin	HUSQVARNA	Kierdrowski Racing	8	2:04.886	6.988	8	53,329
22	941	Jeffrey Meurs	KNMV	NED/ Heilbronn	SUZUKI	Suzuki Reinecke	11	2:04.955	7.057	6	53,299
23	73	Rikard Hansson	SVEMO	SWE/ skövde	KTM	KTM Scandinavia/Stombergs CM	10	2:06.929	9.031	10	52,470
24	59	Tobias Linke	DMSB	GER/ Berlin	KAWASAKI	Monster Energy Kawasaki Elf Team Pfeil	10	2:07.938	10.040	5	52,056
25	981	Maik Schaller	DMSB	GER/ Rudersberg	KTM	KTM Kosak Racing	9	2:10.358	12.460	5	51,090
26	455	Dennis Von Würzen	DMSB	GER/ Honigsee	KAWASAKI		8	2:14.058	16.160	2	49,680

Announcements

#149 without transponder

#161 without transponder or low battery

Official Timing www.camp-company.de / www.motorsport-events.se

Orbits

Timekeeping Steffen Kirchhof:

Clerk of the course Holger Möller:

Jury President Olaf Noack:

Reg. Nr MX 29/14

Printed: 19.07.2014 12:08:13

posted at:

h

www.mylaps.com

Licensed to: Camp Company GmbH



ADAC Schleswig-Holstein e.V.



Int. ADAC MX Masters Tensfeld

Klasse 1 Masters

Tensfeld 1,850 Km

Practice odd numbers

19.07.2014 11:35

Practice (30:00 Time) started at 11:35:18

Lap	Time of Day	Lap Tm	S1 Tm	S2 Tm	Lap	Time of Day	Lap Tm	S1 Tm	S2 Tm
(287) Marcus Schiffer					(91) Jeremy Seewer				
1	11:42:49.953	2:17.372	1:09.462	1:07.910	1	11:42:54.041	2:24.577	1:14.253	1:10.324
2	11:45:01.549	2:11.596	1:04.802	1:06.794	2	11:45:08.207	2:14.166	1:06.834	1:07.332
3	11:47:00.701	1:59.152	58.566	1:00.586	3	11:47:15.602	2:07.395	1:02.861	1:04.534
4	11:48:59.864	1:59.163	57.997	1:01.166	4	11:49:20.195	2:04.593	1:01.559	1:03.034
5	11:51:29.640	2:29.776	1:15.862	1:13.914	5	11:53:57.116	4:36.921	1:18.416	3:18.505
6	11:53:44.385	2:14.745	1:07.325	1:07.420	6	11:56:11.558	2:14.442	1:09.164	1:05.278
7	11:55:45.405	2:01.020	59.850	1:01.170	7	11:58:15.232	2:03.674	59.402	1:04.272
8	11:57:57.653	2:12.248	1:07.049	1:05.199	8	12:00:19.062	2:03.830	1:00.618	1:03.212
9	12:00:26.288	2:28.635	1:18.833	1:09.802	9	12:02:19.203	2:00.141	58.966	1:01.175
10	12:03:34.556	3:08.268	1:09.336	1:58.932	10	12:04:39.564	2:20.361	1:05.213	1:15.148
11	12:05:32.454	1:57.898	57.636	1:00.262	11	12:06:40.933	2:01.369	59.366	1:02.003
(61) Herjan Brakke					(727) Boris Maillard				
1	11:42:56.917	2:13.092	1:06.471	1:06.621	1	11:44:01.898	2:38.491	1:20.970	1:17.521
2	11:44:58.595	2:01.678	59.972	1:01.706	2	11:46:21.723	2:19.825	1:07.705	1:12.120
3	11:47:04.041	2:05.446	59.709	1:05.737	3	11:48:48.024	2:26.301	1:08.842	1:17.459
4	11:49:04.878	2:00.837	59.173	1:01.664	4	11:50:50.462	2:02.438	1:00.449	1:01.989
5	11:51:11.703	6:06.825	1:15.094	4:51.731	5	11:53:42.398	2:51.936	1:20.142	1:31.794
6	11:57:23.309	2:11.606	1:06.815	1:04.791	6	11:55:43.034	2:00.636	59.064	1:01.572
7	11:59:22.806	1:59.497	58.790	1:00.707	7	12:00:47.116	5:04.082	1:16.987	3:47.095
8	12:03:21.898	3:59.092	1:10.535	2:48.557	8	12:02:47.293	2:00.177	59.068	1:01.109
9	12:05:35.274	2:13.376	1:05.454	1:07.922	9	12:05:41.602	2:54.309	1:26.445	1:27.864
(451) Harri Kullas					(71) Christian Brockel				
1	11:43:36.495	2:17.668	1:09.605	1:08.063	1	11:44:52.265	2:14.476	1:08.308	1:06.168
2	11:45:44.142	2:07.647	1:02.173	1:05.474	2	11:47:05.479	2:13.214	1:07.490	1:05.724
3	11:47:51.771	2:07.629	1:04.212	1:03.417	3	11:49:10.159	2:04.680	1:01.517	1:03.163
4	11:50:12.024	2:20.253	1:01.878	1:18.375	4	11:51:22.438	2:12.279	1:07.161	1:05.118
5	11:52:12.762	2:00.738	59.257	1:01.481	5	11:53:24.751	2:02.313	1:00.483	1:01.830
6	11:58:07.969	5:55.207	1:16.320	4:38.887	6	11:58:14.813	4:50.062	1:18.101	3:31.961
7	12:00:08.567	2:00.598	59.285	1:01.313	7	12:00:51.458	2:36.645	1:21.244	1:15.401
8	12:04:42.250	4:33.683	1:21.687	3:11.996	8	12:02:52.484	2:01.026	59.946	1:01.080
9	12:06:42.047	1:59.797	59.025	1:00.772	9	12:05:07.540	2:15.056	1:06.059	1:08.997
(11) Sébastien Pourcel					(149) Dennis Ullrich				
1	11:44:50.207	3:10.309	1:45.954	1:24.355	1	11:45:04.791	2:21.250		
2	11:47:32.755	2:42.548	1:20.050	1:22.498	2	11:47:24.647	2:19.856		
3	11:49:54.497	2:21.742	1:02.195	1:19.547	3	11:51:10.887	3:46.240		
4	11:52:17.877	2:23.380	1:08.496	1:14.884	4	11:53:20.916	2:10.029	1:06.236	1:03.793
5	11:56:15.603	3:57.726	1:03.074	2:54.652	5	11:55:25.802	2:04.886	1:01.200	1:03.686
6	11:58:15.462	1:59.859	58.142	1:01.717	6	11:57:51.008	2:25.206	1:08.379	1:16.827
7	12:01:16.951	3:01.489	1:34.696	1:26.793	7	12:00:09.435	2:18.427	1:07.443	1:10.984
8	12:05:18.050	4:01.099	1:10.773	2:50.326	8	12:02:40.591	2:31.156	1:10.911	1:20.245
(5) Kevin Wouts					(887) Kim O. Sørensen				
1	11:43:20.993	2:29.184	1:16.531	1:12.653	1	11:42:28.461	2:16.255	1:09.489	1:06.766
2	11:45:33.272	2:12.279	1:04.014	1:08.265	2	11:44:30.883	2:02.422	1:00.929	1:01.493
3	11:47:37.295	2:04.023	1:00.484	1:03.539	3	11:46:33.835	2:02.952	1:00.769	1:02.183
4	11:49:58.519	2:21.224	1:01.110	1:20.114	4	11:51:32.380	4:58.545	1:14.614	3:43.931
5	11:51:59.824	2:01.305	59.248	1:02.057	5	11:53:34.931	2:02.551	1:00.814	1:01.737
6	11:54:48.312	2:48.488	1:31.678	1:16.810	6	11:56:07.113	2:32.182	1:14.117	1:18.065
7	11:56:48.296	1:59.984	58.445	1:01.539	(53) Cerial Klein Kromhof				
8	12:02:32.915	5:44.619	1:23.492	4:21.127	1	11:42:55.588	2:15.182	1:09.026	1:06.156
9	12:04:52.998	2:20.083	1:09.941	1:10.142	2	11:44:57.551	2:01.963	1:00.723	1:01.240
10	12:07:05.341	2:12.343	1:03.846	1:08.497	3	11:47:20.102	2:22.551	1:06.553	1:15.998
(249) Nikolaj Larsen					4	11:49:20.563	2:00.461	59.385	1:01.076
1	11:44:10.826	2:24.435	1:13.724	1:10.711	5	11:52:54.192	3:33.629	2:12.791	1:20.838
2	11:46:19.880	2:09.054	1:04.327	1:04.727	6	11:54:54.253	2:00.061	59.614	1:00.447
3	11:48:25.011	2:05.131	1:02.059	1:03.072	7	11:57:42.372	2:48.119	1:25.757	1:22.362
4	11:50:29.144	2:04.133	1:00.862	1:03.271	(287) Marcus Schiffer				
5	11:52:32.700	2:03.556	1:00.398	1:03.158	1	11:42:49.953	2:17.372	1:09.462	1:07.910
6	11:58:22.719	5:50.019	1:09.247	4:40.772	2	11:45:01.549	2:11.596	1:04.802	1:06.794
7	12:00:25.469	2:02.750	1:00.275	1:02.475	3	11:47:00.701	1:59.152	58.566	1:00.586



ADAC Schleswig-Holstein e.V.



Int. ADAC MX Masters Tensfeld

Klasse 1 Masters

Tensfeld 1,850 Km

Practice odd numbers

19.07.2014 11:35

Practice (30:00 Time) started at 11:35:18

Lap	Time of Day	Lap Tm	S1 Tm	S2 Tm	Lap	Time of Day	Lap Tm	S1 Tm	S2 Tm
9	12:05:00.214	2:11.507	1:05.259	1:06.248					
10	12:07:39.571	2:39.357	1:21.599	1:17.758					

(981) Maik Schaller

1	11:44:01.849	2:29.125	1:16.695	1:12.430
2	11:46:27.029	2:25.180	1:11.683	1:13.497
3	11:48:39.756	2:12.727	1:04.752	1:07.975
4	11:51:03.359	2:23.603	1:13.769	1:09.834
5	11:53:13.717	2:10.358	1:05.138	1:05.220
6	12:00:20.403	7:06.686	1:14.945	5:51.741
7	12:02:57.825	2:37.422	1:22.903	1:14.519
8	12:05:11.394	2:13.569	1:03.183	1:10.386
9	12:07:53.770	2:42.376	1:21.814	1:20.562

(455) Dennis Von Würzen

1	11:43:39.855	2:16.946	1:08.628	1:08.318
2	11:45:53.913	2:14.058	1:06.266	1:07.792
3	11:48:10.550	2:16.637	1:08.996	1:07.641
4	11:50:28.626	2:18.076	1:10.436	1:07.640
5	12:00:14.372	9:45.746	1:15.152	8:30.594
6	12:02:30.826	2:16.454	1:08.480	1:07.974
7	12:05:01.405	2:30.579	1:13.913	1:16.666
8	12:07:29.234	2:27.829	1:12.288	1:15.541



ADAC Schleswig-Holstein e.V.

**Int. ADAC MX Masters Tensfeld****Klasse 1 Masters****Tensfeld 1,850 Km****Qualifying Group 1****19.07.2014 14:40****Qualifying (30:00 Time) started at 14:40:24**

Pos	No.	Name	FNM	Nat/Hometown	Trademark	Entrant / Team	Laps	Best Tm	Diff	In Lap	km/h
1	287	Marcus Schiffer	DMSB	GER/ Weilerswist	SUZUKI	Team Suzuki Waldmann	9	1:56.155		6	57,337
2	11	Sébastien Pourcel	FFM	FRA/ Fontanes	KTM	KTM Sarholz Racing Team	9	1:56.982	0.827	7	56,932
3	149	Dennis Ullrich	DMSB	GER/ Saarlouis	KTM	KTM Sarholz Racing Team	9	1:57.527	1.372	8	56,668
4	451	Harri Kullas	SML	FIN/ Helsinki	KTM	Sahkar KTM Racing	10	1:58.150	1.995	8	56,369
5	136	Stefan Kjer Olsen	DMU	DEN/ Sønderborg	KAWASAKI	STC Racing	11	1:58.416	2.261	6	56,242
6	249	Nikolaj Larsen	DMU	DEN/ Naestved	HONDA	KMP Honda Repsol Racing	8	1:58.616	2.461	5	56,148
7	824	Nick Kouwenberg	KNMV	NED/ Drunen	SUZUKI	TEAM CASTROL POWER1 MOTO-WEB	9	1:58.723	2.568	4	56,097
8	590	Nick Triest	FMB	BEL/ Lommel	YAMAHA		12	1:58.798	2.643	8	56,062
9	71	Christian Brockel	DMSB	GER/ Petershagen	KTM	Team KTM GST-Berlin	12	1:59.833	3.678	12	55,577
10	49	Günter Schmidinger	OeAMTC	AUT/ Waldneukirc	HONDA	TEAM MIBAG SCHMIDINGER	11	2:00.082	3.927	8	55,462
11	156	Angus Heidecke	DMSB	GER/ Freiberg	KTM	Kalli Racing Team	10	2:00.218	4.063	2	55,399
12	122	Hannes Volber	DMSB	GER/ Gardelegen	SUZUKI	Team Castrol Power 1 Moto-Web	11	2:00.529	4.374	2	55,256
13	507	Lars van Berkel	KNMV	NED/ Veghel	HONDA	Jumbo-Modiform-Theo Eggens Racing	10	2:00.649	4.494	3	55,201
14	887	Kim O. Sørensen	DMU	DEN/ Fjerritslev	KAWASAKI	Sturm Racing Team	8	2:01.074	4.919	7	55,008
15	222	Ron Noffz	DMSB	GER/ Greifswald	KTM	Kalli Racing Team	10	2:01.107	4.952	2	54,993
16	702	Nicolai M Hansen	DMU	DEN/ Silkeborg	SUZUKI	Team AB-Racing by Suzuki Reinecke	11	2:02.218	6.063	6	54,493
17	6	Stephan Mock	DMSB	GER/ wolfsburg	SUZUKI	Team Suzuki Waldmann	11	2:02.892	6.737	10	54,194
18	44	Jan Uhlig	DMSB	GER/ Lugau	KTM	Kalli Racing Team	11	2:02.901	6.746	8	54,190
19	477	Michael Kartenberg	DMSB	GER/ Stendal	KTM	Bauerschmidt KTM	2	2:02.906	6.751	2	54,188
20	30	Max Von Schoting	SVEMO	SWE/ Enkoping	HONDA	Troy Lee Designes/ Honda Sweden	10	2:03.165	7.010	2	54,074
21	350	Stefan Hage	KNMV	GER/ Goes	HUSQVARNA	Husqvarna SKS Racing Team NL	11	2:03.166	7.011	9	54,073
22	941	Jeffrey Meurs	KNMV	NED/ Heilbronn	SUZUKI	Suzuki Reinecke	10	2:05.219	9.064	9	53,187
23	73	Rikard Hansson	SVEMO	SWE/ skövde	KTM	KTM Scandinavia/Stombergs CM	12	2:05.682	9.527	11	52,991
24	142	Franz Lofquist	SVEMO	SWE/ kavlinge	HONDA		10	2:07.078	10.923	8	52,409
25	59	Tobias Linke	DMSB	GER/ Berlin	KAWASAKI	Monster Energy Kawasaki Elf Team Pfeil	12	2:08.079	11.924	4	51,999

Announcements

These results are provisional until the conclusion of any judicial and technical matters!
 Pos. 1 - 15 are qualified for the races!

Timekeeping Steffen Kirchhof:

Clerk of the course Holger Möller:

www.mylaps.com

Jury President Olaf Noack:

Reg. Nr MX 29/14

Licensed to: Camp Company GmbH

Printed: 19.07.2014 15:13:18

posted at:

h



ADAC Schleswig-Holstein e.V.



Int. ADAC MX Masters Tensfeld

Klasse 1 Masters

Tensfeld 1,850 Km

Qualifying Group 1

19.07.2014 14:40

Qualifying (30:00 Time) started at 14:40:24

Lap	Time of Day	Lap Tm	S1 Tm	S2 Tm	Lap	Time of Day	Lap Tm	S1 Tm	S2 Tm
4	14:50:03.185	2:07.147	1:02.233	1:04.914					
5	14:52:11.605	2:08.420	1:02.889	1:05.531					
6	14:56:23.514	4:11.909	1:12.925	2:58.984					
7	14:58:31.796	2:08.282	1:02.132	1:06.150					
8	15:00:38.539	2:06.743	1:02.121	1:04.622					
9	15:02:44.799	2:06.260	1:02.503	1:03.757					
10	15:06:49.498	4:04.699	1:21.058	2:43.641					
11	15:08:55.180	2:05.682	1:01.899	1:03.783					
12	15:11:01.236	2:06.056	1:01.936	1:04.120					

(142) Franz Lofquist

1	14:43:12.008	2:17.498	1:09.970	1:07.528
2	14:45:19.765	2:07.757	1:03.667	1:04.090
3	14:47:28.313	2:08.548	1:03.290	1:05.258
4	14:52:23.645	4:55.332	1:19.778	3:35.554
5	14:54:31.433	2:07.788	1:03.192	1:04.596
6	14:56:41.216	2:09.783	1:03.202	1:06.581
7	15:03:19.870	6:38.654	1:20.500	5:18.154
8	15:05:26.948	2:07.078	1:02.763	1:04.315
9	15:08:07.225	2:40.277	1:24.618	1:15.659
10	15:10:31.112	2:23.887	1:15.334	1:08.553

(59) Tobias Linke

1	14:43:30.105	2:28.101	1:12.460	1:15.641
2	14:45:39.590	2:09.485	1:03.853	1:05.632
3	14:48:06.019	2:26.429	1:09.575	1:16.854
4	14:50:14.098	2:08.079	1:03.599	1:04.480
5	14:52:22.406	2:08.308	1:04.029	1:04.279
6	14:57:09.339	4:46.933	1:20.250	3:26.683
7	14:59:59.426	2:50.087	1:25.214	1:24.873
8	15:02:08.920	2:09.494	1:04.277	1:05.217
9	15:04:19.509	2:10.589	1:04.484	1:06.105
10	15:07:09.538	2:50.029	1:24.743	1:25.286
11	15:09:18.818	2:09.280	1:04.866	1:04.414
12	15:12:01.447	2:42.629	1:20.806	1:21.823



ADAC Schleswig-Holstein e.V.

**Int. ADAC MX Masters Tensfeld****Klasse 1 Masters****Tensfeld 1,850 Km****Qualifying Group 2****19.07.2014 15:15****Qualifying (30:00 Time) started at 15:16:19**

Pos	No.	Name	FNM	Nat/Hometown	Trademark	Entrant / Team	Laps	Best Tm	Diff	In Lap	km/h
1	14	Marc de Reuver	KNMV	NED/ AMSTELVEE	HONDA	BT Motorsport	9	1:56.476		6	57,179
2	766	Pascal Rauchenecker	OeAMTC	AUT/ Peterskirche	KTM	HSV-Ried / COFAIN Racing KTM	10	1:58.668	2.192	6	56,123
3	61	Herjan Brakke	KNMV	NED/ Staphorst	KAWASAKI	HB Gebben Motoren Kawasaki	11	1:59.151	2.675	10	55,895
4	53	Ceriel Klein Kromhof	KNMV	NED/ Daarlerveen	KTM	HSF Logistics Motorsport	12	1:59.309	2.833	6	55,821
5	5	Kevin Wouts	DMSB	BEL/ HOBOKEN	KAWASAKI	MONSTER ENERGY KAWASAKI ELF TEAM	10	2:00.013	3.537	2	55,494
6	727	Boris Maillard	DMSB	FRA/ GIGNAC	KAWASAKI	MONSTER ENERGY KAWASAKI ELF TEAM	10	2:00.297	3.821	7	55,363
7	91	Jeremy Seewer	FMS	SUI/ Bülach	SUZUKI	Rockstar Energy Suzuki Europe	11	2:00.584	4.108	11	55,231
8	26	Mike Stender	DMSB	GER/ Eutin	SUZUKI	Team Castrol Power 1 Moto-Web	12	2:00.674	4.198	2	55,190
9	488	Freek van der Vlist	KNMV	NED/ Apeldoorn	KTM	HSF Logistics Motorsport	11	2:01.247	4.771	5	54,929
10	64	Dominique Thury	DMSB	GER/ SCHNEEBER	KAWASAKI	MONSTER ENERGY KAWASAKI ELF TEAM	11	2:01.535	5.059	5	54,799
11	25	Petr Smitka	ACCR	CZE/ Mesto Tousk	KTM	COFAIN Racing KTM	8	2:01.784	5.308	4	54,687
12	116	Nikolay Paschinskiy	DMSB	UKR/ Grünheide	KTM	KTM GST/ GARIN MX Sport	11	2:01.797	5.321	11	54,681
13	291	Filip Thuresson	SVEMO	SWE/ Uddevalla	HONDA	KMP-Honda-Repsol-Racing Team	10	2:02.107	5.631	7	54,542
14	231	Kasper Jensen	DMU	DEN/ Sønderborg	YAMAHA	AC Motec Yamaha Deutschland	10	2:03.001	6.525	4	54,146
15	161	Lars Reuther	DMSB	GER/ Pleidelsheim	KTM	KTM Sarholz Racing Team	10	2:03.099	6.623	5	54,103
16	519	Dennis Baudrexl	DMSB	GER/ Beuerberg	KTM	COFAIN Racing KTM	10	2:03.131	6.655	5	54,089
17	511	Benjamin Mallon	DMSB	GER/ Tessin	HUSQVARNA	Kierdrowski Racing	9	2:05.518	9.042	7	53,060
18	36	Michel Kaschny	DMSB	GER/ Borstel-Hoh	KAWASAKI	Team 254 Castrol Power 1	11	2:05.757	9.281	7	52,959
19	114	Davide von Zitzewitz	DMSB	GER/ Wangels	KTM	BvZ Racing Team	12	2:05.785	9.309	5	52,947
20	450	Rasmus Lavesson	SVEMO	SWE/ Färlöv	KAWASAKI		10	2:06.852	10.376	10	52,502
21	981	Maik Schaller	DMSB	GER/ Rudersberg	KTM	KTM Kosak Racing	6	2:08.275	11.799	6	51,920
22	294	Ruven Piche	DMSB	GER/ Munster	KTM	ADAC Niedersachsen / Sachsen-Anhalt.e	11	2:09.411	12.935	2	51,464
23	668	Rasmus Johansen	DMU	DEN/ Gislev	YAMAHA		9	2:09.944	13.468	8	51,253
24	888	Luca Fontanesi	DMSB	ITA/ Parma	YAMAHA	MX Fonta Racing	9	2:12.527	16.051	2	50,254
25	455	Dennis Von Würzen	DMSB	GER/ Honigsee	KAWASAKI		7	2:16.614	20.138	2	48,750



ADAC Schleswig-Holstein e.V.



Int. ADAC MX Masters Tensfeld

Klasse 1 Masters

Tensfeld 1,850 Km

Qualifying Group 2

19.07.2014 15:15

Qualifying (30:00 Time) started at 15:16:19

Lap	Time of Day	Lap Tm	S1 Tm	S2 Tm
7	15:36:31.881	2:13.075	1:06.151	1:06.924
8	15:39:21.406	2:49.525	1:25.926	1:23.599
9	15:41:33.882	2:12.476	1:06.241	1:06.235
10	15:44:19.496	2:45.614	1:25.353	1:20.261
11	15:46:33.362	2:13.866	1:03.482	1:10.384

(668) Rasmus Johansen

1	15:19:46.788	2:37.024	1:18.943	1:18.081
2	15:22:01.127	2:14.339	1:06.595	1:07.744
3	15:24:13.000	2:11.873	1:05.428	1:06.445
4	15:27:03.102	2:50.102	1:24.974	1:25.128
5	15:29:13.310	2:10.208	1:04.379	1:05.829
6	15:35:29.371	6:16.061	1:12.914	5:03.147
7	15:38:29.484	3:00.113	1:27.943	1:32.170
8	15:40:39.428	2:09.944	1:04.276	1:05.668
9	15:47:05.479	6:26.051	1:40.075	4:45.976

(888) Luca Fontanesi

1	15:20:01.951	2:32.841	1:16.569	1:16.272
2	15:22:14.478	2:12.527	1:05.775	1:06.752
3	15:24:57.321	2:42.843	1:24.008	1:18.835
4	15:27:11.027	2:13.706	1:06.204	1:07.502
5	15:32:01.182	4:50.155	1:24.112	3:26.043
6	15:34:15.172	2:13.990	1:06.351	1:07.639
7	15:41:19.413	7:04.241	1:24.129	5:40.112
8	15:43:36.881	2:17.468	1:07.727	1:09.741
9	15:47:30.612	3:53.731	1:32.569	2:21.162

(455) Dennis Von Würzen

1	15:19:44.652	2:28.552	1:14.156	1:14.396
2	15:22:01.266	2:16.614	1:08.063	1:08.551
3	15:24:20.344	2:19.078	1:08.949	1:10.129
4	15:26:50.938	2:30.594	1:13.585	1:17.009
5	15:29:08.179	2:17.241	1:08.412	1:08.829
6	15:36:21.721	7:13.542	1:22.134	5:51.408
7	15:38:39.841	2:18.120	1:09.388	1:08.732



ADAC Schleswig-Holstein e.V.

**Int. ADAC MX Masters Tensfeld 19. - 20. Juli 2014****Class: MX Masters Cup****Tracklength: 1.850 m****Startgrid MX-Masters Last Chance****Start-Time: 19th of July 16h30**

Pos. No.	Name	FNM	Nat./Hometown	Trademark	Entrant / Team
1	702 Hansen, Nicolai M	DMU	DEN/ Silkeborg	SUZUKI	Team AB-Racing by Suzuki Reinecke
2	519 Baudrexl, Dennis	DMSB	GER/ Beuerberg	KTM	COFAIN Racing KTM
3	6 Mock, Stephan	DMSB	GER/ wolfsburg	SUZUKI	Team Suzuki Waldmann
4	511 Mallon, Benjamin	DMSB	GER/ Tessin	HUSQVARNA	Kierdrowski Racing
5	44 Uhlig, Jan	DMSB	GER/ Lugau	KTM	Kalli Racing Team
6	36 Kaschny, Michel	DMSB	GER/ Borstel-Hohenraden	KAWASAKI	Team 254 Castrol Power 1
7	477 Kartenberg, Michael	DMSB	GER/ Stendal	KTM	Bauerschmidt KTM
8	114 von Zitzewitz, Davide	DMSB	GER/ Wangels	KTM	BvZ Racing Team
9	30 Von Schoting, Max	SVEMO	SWE/ Enkoping	HONDA	Troy Lee Designes/ Honda Sweden
10	450 Lavesson, Rasmus	SVEMO	SWE/ Färlöv	KAWASAKI	
11	350 Hage, Stefan	KNMV	GER/ Goes	HUSQVARNA	Husqvarna SKS Racing Team NL
12	981 Schaller, Maik	DMSB	GER/ Rudersberg	KTM	KTM Kosak Racing
13	941 Meurs, Jeffrey	KNMV	NED/ Heilbronn	SUZUKI	Suzuki Reinecke
14	294 Piche, Ruven	DMSB	GER/ Munster	KTM	ADAC Niedersachsen / Sachsen-Anhalt.e.V.
15	73 Hansson, Rikard	SVEMO	SWE/ skövde	KTM	KTM Scandinavia/Stombergs CM
16	668 Johansen, Rasmus	DMU	DEN/ Gislev	YAMAHA	
17	142 Lofquist, Franz	SVEMO	SWE/ kavlinge	HONDA	
18	888 Fontanesi, Luca	DMSB	ITA/ Parma	YAMAHA	MX Fonta Racing
19	59 Linke, Tobias	DMSB	GER/ Berlin	KAWASAKI	Monster Energy Kawasaki Elf Team Pfeil
20	455 Von Würzen, Dennis	DMSB	GER/ Honigsee	KAWASAKI	

Announcements: These results are provisional until the conclusion of any judicial and technical matters

Clerk of the course Holger Möller:

Jury President Olaf Noack:

Timekeeping Steffen Kirchhof:

Posted at: h

Printed: 19.07.2014 15:52

Reg. Nr MX 29/14



ADAC Schleswig-Holstein e.V.

**Int. ADAC MX Masters Tensfeld**

Klasse 1 Masters

Tensfeld 1,850 Km

Last Chance Race

19.07.2014 16:45

Race (20:00 and 2 Laps) started at 16:48:18

Pos	No.	Name	FNM	Nat/Hometown	Trademark	Entrant / Team	Laps	Total Tm	Diff	Best Tm	In Lap	Points
1	114	Davide von Zitzewitz	DMSB	GER/ Wangels	KTM	BvZ Racing Team	12	26:36.576		2:07.949	2	0
2	44	Jan Uhlig	DMSB	GER/ Lugau	KTM	Kalli Racing Team	12	26:51.642	15.066	2:08.893	6	0
3	519	Dennis Baudrexl	DMSB	GER/ Beuerberg	KTM	COFAIN Racing KTM	12	26:58.925	22.349	2:07.834	2	0
4	30	Max Von Schoting	SVEMO	SWE/ Enkoping	HONDA	Troy Lee Designes/ Honda Swede	12	27:05.118	28.542	2:11.023	2	0
5	73	Rikard Hansson	SVEMO	SWE/ skövde	KTM	KTM Scandinavia/Stombergs CM	12	27:10.863	34.287	2:11.883	3	0
6	981	Maik Schaller	DMSB	GER/ Rudersberg	KTM	KTM Kosak Racing	12	27:14.266	37.690	2:11.172	6	0
7	941	Jeffrey Meurs	KNMV	NED/ Heilbronn	SUZUKI	Suzuki Reinecke	12	27:18.436	41.860	2:10.399	3	0
8	142	Franz Lofquist	SVEMO	SWE/ kavlinge	HONDA		12	27:19.858	43.282	2:12.068	7	0
9	350	Stefan Hage	KNMV	GER/ Goes	HUSQVARNA	Husqvarna SKS Racing Team NL	12	27:21.473	44.897	2:10.566	6	0
10	702	Nicolai M Hansen	DMU	DEN/ Silkeborg	SUZUKI	Team AB-Racing by Suzuki Reine	12	27:23.309	46.733	2:10.374	6	0
11	36	Michel Kaschny	DMSB	GER/ Borstel-Hohenrader	KAWASAKI	Team 254 Castrol Power 1	12	27:25.589	49.013	2:11.938	3	0
12	59	Tobias Linke	DMSB	GER/ Berlin	KAWASAKI	Monster Energy Kawasaki Elf Tea	12	27:35.103	58.527	2:11.358	4	0
13	511	Benjamin Mallon	DMSB	GER/ Tessin	HUSQVARNA	Kierdrowski Racing	12	27:59.806	1:23.230	2:10.706	3	0
14	6	Stephan Mock	DMSB	GER/ wolfsburg	SUZUKI	Team Suzuki Waldmann	12	28:11.945	1:35.369	2:11.455	2	0
15	477	Michael Kartenberg	DMSB	GER/ Stendal	KTM	Bauerschmidt KTM	12	28:35.637	1:59.061	2:10.250	2	0
16	294	Ruven Piche	DMSB	GER/ Munster	KTM	ADAC Niedersachsen / Sachsen-/	12	28:36.521	1:59.945	2:16.558	3	0
17	888	Luca Fontanesi	DMSB	ITA/ Parma	YAMAHA	MX Fonta Racing	12	28:53.971	2:17.395	2:17.595	2	0
18	668	Rasmus Johansen	DMU	DEN/ Gislev	YAMAHA		12	29:05.616	2:29.040	2:17.102	3	0
19	455	Dennis Von Würzen	DMSB	GER/ Honigsee	KAWASAKI		10	28:28.378	2 Laps	2:20.788	3	0
Not classified (75% = 9 Laps)												
DNF	450	Rasmus Lavesson	SVEMO	SWE/ Färlöv	KAWASAKI			27.076	DNF		0	0

Announcements

These results are provisional until the conclusion of any judicial and technical matters!

Position 1 - 10 are qualified for the races!

Started: 20 Classified: 19 Not classified: 1

Margin of Victory	Ø km/h	Best Lap Tm	km/h	Best Lap by
15.066	50,057	2:07.834	52,099	519 - Dennis Baudrexl

Official Timing www.camp-company.de / www.motorsport-events.se

Orbits

Timekeeping Steffen Kirchhof:

Clerk of the course Holger Möller:

www.mylaps.com

Jury President Olaf Noack:

Reg. Nr MX 29/14

Licensed to: Camp Company GmbH

Printed: 19.07.2014 17:20:01

posted at:

h



Int. ADAC MX Masters Tensfeld

Klasse 1 Masters

Tensfeld 1,850 Km

Last Chance Race

19.07.2014 16:45

Race (20:00 and 2 Laps) started at 16:48:18

Lap	Time of Day	Lap Tm	S1 Tm	S2 Tm	Lap	Time of Day	Lap Tm	S1 Tm	S2 Tm
5	17:00:04.648	2:10.786	1:04.972	1:05.814	1	16:50:56.746	2:11.538	1:03.950	1:07.588
6	17:02:15.022	2:10.374	1:04.203	1:06.171	2	16:53:06.996	2:10.250	1:03.519	1:06.731
7	17:04:26.401	2:11.379	1:04.413	1:06.966	3	16:55:20.524	2:13.528	1:05.189	1:08.339
8	17:06:38.891	2:12.490	1:04.866	1:07.624	4	16:57:32.681	2:12.157	1:04.850	1:07.307
9	17:08:53.661	2:14.770	1:06.383	1:08.387	5	16:59:49.194	2:16.513	1:07.501	1:09.012
10	17:11:08.118	2:14.457	1:05.568	1:08.889	6	17:02:05.436	2:16.242	1:07.816	1:08.426
11	17:13:24.338	2:16.220	1:06.861	1:09.359	7	17:04:51.400	2:45.964	1:06.684	1:39.280
12	17:15:41.948	2:17.610	1:06.452	1:11.158	8	17:07:11.903	2:20.503	1:10.627	1:09.876
<hr/>					9	17:09:30.835	2:18.932	1:09.238	1:09.694
<hr/>					10	17:11:48.273	2:17.438	1:06.648	1:10.790
<hr/>					11	17:14:07.820	2:19.547	1:08.321	1:11.226
<hr/>					12	17:16:54.276	2:46.456	1:18.321	1:28.135
<hr/>					(294) Ruven Piche				
<hr/>					1	16:51:16.097	2:28.491	1:11.844	1:16.647
<hr/>					2	16:53:34.212	2:18.115	1:09.028	1:09.087
<hr/>					3	16:55:50.770	2:16.558	1:06.949	1:09.609
<hr/>					4	16:58:08.114	2:17.344	1:08.162	1:09.182
<hr/>					5	17:00:25.895	2:17.781	1:08.695	1:09.086
<hr/>					6	17:02:45.080	2:19.185	1:10.647	1:08.538
<hr/>					7	17:05:07.142	2:22.062	1:09.541	1:12.521
<hr/>					8	17:07:31.178	2:24.036	1:11.574	1:12.462
<hr/>					9	17:09:53.546	2:22.368	1:10.318	1:12.050
<hr/>					10	17:12:13.388	2:19.842	1:09.315	1:10.527
<hr/>					11	17:14:33.516	2:20.128	1:09.964	1:10.164
<hr/>					12	17:16:55.160	2:21.644	1:11.073	1:10.571
<hr/>					(888) Luca Fontanesi				
<hr/>					1	16:51:05.386	2:18.640	1:08.522	1:10.118
<hr/>					2	16:53:22.981	2:17.595	1:07.741	1:09.854
<hr/>					3	16:55:42.937	2:19.956	1:08.419	1:11.537
<hr/>					4	16:58:04.057	2:21.120	1:09.403	1:11.717
<hr/>					5	17:00:25.082	2:21.025	1:09.481	1:11.544
<hr/>					6	17:02:47.398	2:22.316	1:09.779	1:12.537
<hr/>					7	17:05:09.102	2:21.704	1:10.041	1:11.663
<hr/>					8	17:07:30.014	2:20.912	1:10.316	1:10.596
<hr/>					9	17:09:51.641	2:21.627	1:09.295	1:12.332
<hr/>					10	17:12:16.650	2:25.009	1:11.997	1:13.012
<hr/>					11	17:14:40.827	2:24.177	1:11.040	1:13.137
<hr/>					12	17:17:12.610	2:31.783	1:12.928	1:18.855
<hr/>					(668) Rasmus Johansen				
<hr/>					1	16:51:11.295	2:24.076	1:10.728	1:13.348
<hr/>					2	16:53:35.690	2:24.395	1:12.539	1:11.856
<hr/>					3	16:55:52.792	2:17.102	1:08.403	1:08.699
<hr/>					4	16:58:10.117	2:17.325	1:07.974	1:09.351
<hr/>					5	17:00:29.317	2:19.200	1:09.518	1:09.682
<hr/>					6	17:02:51.364	2:22.047	1:11.976	1:10.071
<hr/>					7	17:05:11.489	2:20.125	1:09.986	1:10.139
<hr/>					8	17:07:33.567	2:22.078	1:11.946	1:10.132
<hr/>					9	17:09:58.346	2:24.779	1:11.932	1:12.847
<hr/>					10	17:12:23.924	2:25.578	1:13.107	1:12.471
<hr/>					11	17:14:51.884	2:27.960	1:13.944	1:14.016
<hr/>					12	17:17:24.255	2:32.371	1:15.928	1:16.443
<hr/>					(455) Dennis Von Würzen				
<hr/>					1	16:51:11.902	2:25.903	1:12.675	1:13.228
<hr/>					2	16:53:34.799	2:22.897	1:10.935	1:11.962
<hr/>					3	16:55:55.587	2:20.788	1:09.876	1:10.912
<hr/>					4	16:58:16.487	2:20.900	1:09.460	1:11.440
<hr/>					5	17:00:42.355	2:25.868	1:12.834	1:13.034
<hr/>					6	17:03:13.619	2:31.264	1:13.807	1:17.457
<hr/>					7	17:06:03.189	2:49.570	1:17.206	1:32.364
<hr/>					8	17:11:04.520	5:01.331	2:06.964	2:54.367
<hr/>					9	17:13:53.038	2:48.518	1:27.290	1:21.228
<hr/>					10	17:16:47.017	2:53.979	1:21.477	1:32.502
<hr/>					(511) Benjamin Mallon				
<hr/>					1	16:51:07.511	2:18.653	1:10.591	1:08.062
<hr/>					2	16:53:21.619	2:14.108	1:05.995	1:08.113
<hr/>					3	16:55:32.325	2:10.706	1:03.368	1:07.338
<hr/>					4	16:57:52.978	2:20.653	1:11.344	1:09.309
<hr/>					5	17:00:05.778	2:12.800	1:04.943	1:07.857
<hr/>					6	17:02:17.649	2:11.871	1:04.937	1:06.934
<hr/>					7	17:04:31.369	2:13.720	1:05.501	1:08.219
<hr/>					8	17:06:47.781	2:16.412	1:07.152	1:09.260
<hr/>					9	17:09:09.993	2:22.212	1:10.177	1:12.035
<hr/>					10	17:11:33.431	2:23.438	1:10.735	1:12.703
<hr/>					11	17:13:56.996	2:23.565	1:11.019	1:12.546
<hr/>					12	17:16:18.445	2:21.449	1:08.659	1:12.790
<hr/>					(6) Stephan Mock				
<hr/>					1	16:51:41.303	2:12.271	1:04.972	1:07.299
<hr/>					2	16:53:52.758	2:11.455	1:03.587	1:07.868
<hr/>					3	16:56:05.227	2:12.469	1:04.732	1:07.737
<hr/>					4	16:58:18.175	2:12.948	1:04.582	1:08.366
<hr/>					5	17:00:33.341	2:15.166	1:06.243	1:08.923
<hr/>					6	17:02:48.729	2:15.388	1:06.023	1:09.365
<hr/>					7	17:05:03.706	2:14.977	1:06.623	1:08.354
<hr/>					8	17:07:19.648	2:15.942	1:07.189	1:08.753
<hr/>					9	17:09:35.392	2:15.744	1:06.309	1:09.435
<hr/>					10	17:11:52.009	2:16.617	1:07.917	1:08.700
<hr/>					11	17:14:09.852	2:17.843	1:09.197	1:08.646
<hr/>					12	17:16:30.584	2:20.732	1:06.620	1:14.112
<hr/>					(477) Michael Kartenberg				

Int. ADAC MX Masters Tensfeld

Lapchart

Klasse 1 Masters

Tensfeld 1,850 Km

Last Chance Race

19.07.2014 16:45

Race (20:00 and 2 Laps) started at 16:48:18

Competitors		Laps												
		0	1	2	3	4	5	6	7	8	9	10	11	12
Davide von Zitzewitz (114)	1	114	114	114	114	114	114	114	114	114	114	114	114	114
Jan Uhlig (44)	2	44	519	519	519	519	519	519	519	519	519	44	44	44
Maik Schaller (981)	3	981	44	44	44	44	44	44	44	44	44	519	519	519
Dennis Baudrexl (519)	4	519	941	941	941	941	941	941	941	30	30	30	30	30
Jeffrey Meurs (941)	5	941	477	477	477	477	30	30	30	941	941	941	73	73
Max Von Schoting (30)	6	30	30	30	30	30	477	981	981	981	981	981	981	981
Stefan Hage (350)	7	350	350	981	981	981	981	73	73	73	73	73	941	941
Michael Kartenberg (477)	8	477	981	73	73	73	73	477	36	36	142	142	142	142
Rasmus Lavesson (450)	9	450	73	36	36	36	36	36	142	142	36	350	350	350
Dennis Von Würzen (455)	10	455	36	142	142	59	59	59	59	59	350	702	702	702
Luca Fontanesi (888)	11	888	142	59	59	142	142	142	350	350	702	36	36	36
Franz Lofquist (142)	12	142	59	511	511	350	350	350	702	702	59	59	59	59
Rasmus Johansen (668)	13	668	888	888	350	511	702	702	511	511	511	511	511	511
Rikard Hansson (73)	14	73	511	350	888	702	511	511	477	477	477	477	477	6
Ruven Piche (294)	15	294	668	702	702	888	888	294	6	6	6	6	6	477
Michel Kaschny (36)	16	36	455	294	294	294	294	888	294	888	888	294	294	294
Tobias Linke (59)	17	59	294	455	668	668	668	6	888	294	294	888	888	888
Benjamin Mallon (511)	18	511	702	668	455	455	6	668	668	668	668	668	668	668
Nicolai M Hansen (702)	19	702	6	6	6	6	455	455	455	455	455	455	455	455
Stephan Mock (6)	20	6												



ADAC Schleswig-Holstein e.V.

**Int. ADAC MX Masters Tensfeld 19. - 20. Juli 2014****Class: MX Masters Cup****Tracklength: 1.850 m****Startgrid MX-Masters 1st and 2nd Heat****Start-Time: 20th of July 13h55 / 16h35**

Pos.	No.	Name	FNM	Nat./Hometown	Trademark	Entrant / Team
1	287	Schiffer, Marcus	DMSB	GER/ Weilerswist	SUZUKI	Team Suzuki Waldmann
2	14	de Reuver, Marc	KNMV	NED/ AMSTELVEEN	HONDA	BT Motorsport
3	11	Pourcel, Sébastien	FFM	FRA/ Fontanes	KTM	KTM Sarholz Racing Team
4	766	Rauchenecker, Pascal	OeAMTC	AUT/ Peterskirchen	KTM	HSV-Ried / COFAIN Racing KTM
5	149	Ullrich, Dennis	DMSB	GER/ Saarlouis	KTM	KTM Sarholz Racing Team
6	61	Brakke, Herjan	KNMV	NED/ Staphorst	KAWASAKI	HB Gebben Motoren Kawasaki
7	451	Kullas, Harri	SML	FIN/ Helsinki	KTM	Sahkar KTM Racing
8	53	Klein Kromhof, Cerial	KNMV	NED/ Daarlerveen	KTM	HSF Logistics Motorsport
9	136	Kjer Olsen, Stefan	DMU	DEN/ Sønderborg	KAWASAKI	STC Racing
10	5	Wouts, Kevin	DMSB	BEL/ HOBOKEN	KAWASAKI	MONSTER ENERGY KAWASAKI ELF TEAM
11	249	Larsen, Nikolaj	DMU	DEN/ Naestved	HONDA	KMP Honda Repsol Racing
12	727	Maillard, Boris	DMSB	FRA/ GIGNAC	KAWASAKI	MONSTER ENERGY KAWASAKI ELF TEAM
13	824	Kouwenberg, Nick	KNMV	NED/ Drunen	SUZUKI	TEAM CASTROL POWER1 MOTO-WEB
14	91	Seewer, Jeremy	FMS	SUI/ Bülach	SUZUKI	Rockstar Energy Suzuki Europe
15	590	Triest, Nick	FMB	BEL/ Lommel	YAMAHA	
16	26	Stender, Mike	DMSB	GER/ Eutin	SUZUKI	Team Castrol Power 1 Moto-Web
17	71	Brockel, Christian	DMSB	GER/ Petershagen	KTM	Team KTM GST-Berlin
18	488	van der Vlist, Freek	KNMV	NED/ Apeldoorn	KTM	HSF Logistics Motorsport
19	49	Schmidinger, Günter	OeAMTC	AUT/ Waldneukirchen	HONDA	TEAM MIBAG SCHMIDINGER
20	64	Thury, Dominique	DMSB	GER/ SCHNEEBERG	KAWASAKI	MONSTER ENERGY KAWASAKI ELF TEAM
21	156	Heidecke, Angus	DMSB	GER/ Freiberg	KTM	Kalli Racing Team
22	25	Smitka, Petr	ACCR	CZE/ Mesto Tousek	KTM	COFAIN Racing KTM
23	122	Volber, Hannes	DMSB	GER/ Gardelegen OT Alger	SUZUKI	Team Castrol Power 1 Moto-Web
24	116	Paschinskiy, Nikolay	DMSB	UKR/ Grünheide	KTM	KTM GST/ GARIN MX Sport
25	507	van Berkel, Lars	KNMV	NED/ Veghel	HONDA	Jumbo-Modiform-Theo Eggens Racing
26	291	Thuesson, Filip	SVEMO	SWE/ Uddevalla	HONDA	KMP-Honda-Repsol-Racing Team
27	887	Sörensen, Kim O.	DMU	DEN/ Fjerritslev	KAWASAKI	Sturm Racing Team
28	231	Jensen, Kasper	DMU	DEN/ Sønderborg	YAMAHA	AC Motec Yamaha Deutschland
29	222	Noffz, Ron	DMSB	GER/ Greifswald	KTM	Kalli Racing Team
30	161	Reuther, Lars	DMSB	GER/ Pleidelsheim	KTM	KTM Sarholz Racing Team
31	114	von Zitzewitz, Davide	DMSB	GER/ Wangels	KTM	BvZ Racing Team
32	44	Uhlig, Jan	DMSB	GER/ Lugau	KTM	Kalli Racing Team
33	519	Baudrexl, Dennis	DMSB	GER/ Beuerberg	KTM	COFAIN Racing KTM
34	30	Von Schoting, Max	SVEMO	SWE/ Enköping	HONDA	Troy Lee Designes/ Honda Sweden
35	73	Hansson, Rikard	SVEMO	SWE/ skövde	KTM	KTM Scandinavia/Stombergs CM
36	981	Schaller, Maik	DMSB	GER/ Rudersberg	KTM	KTM Kosak Racing
37	941	Meurs, Jeffrey	KNMV	NED/ Heilbronn	SUZUKI	Suzuki Reinecke
38	142	Lofquist, Franz	SVEMO	SWE/ kavlinge	HONDA	
39	350	Hage, Stefan	KNMV	GER/ Goes	HUSQVARNA	Husqvarna SKS Racing Team NL
40	702	Hansen, Nicolai M	DMU	DEN/ Silkeborg	SUZUKI	Team AB-Racing by Suzuki Reinecke
Reserve						
1	36	Kaschny, Michel	DMSB	GER/ Borstel-Hohenraden	KAWASAKI	Team 254 Castrol Power 1
2	59	Linke, Tobias	DMSB	GER/ Berlin	KAWASAKI	Monster Energy Kawasaki Elf Team Pfeil

Announcements: These results are provisional until the conclusion of any judicial and technical matters

Clerk of the course Holger Möller:


Jury President Olaf Noack:

Timekeeping Steffen Kirchhof:

Posted at: h

Printed: 19.07.2014 17:16

Reg. Nr MX 29/14



Int. ADAC MX Masters Tensfeld

Klasse 1 Masters

Tensfeld 1,850 Km

Warm up

20.07.2014 10:50

Practice (20:00 Time) started at 10:50:15

Pos	No.	Name	FNM	Nat/Hometown	Trademark	Entrant / Team	Laps	Best Tm	Diff	In Lap	km/h
1	14	Marc de Reuver	KNMV	NED/ AMSTELVEE	HONDA	BT Motorsport	6	1:58.621		5	56,145
2	451	Harri Kullas	SML	FIN/ Helsinki	KTM	Sahkar KTM Racing	8	1:59.746	1.125	3	55,618
3	287	Marcus Schiffer	DMSB	GER/ Weilerswist	SUZUKI	Team Suzuki Waldmann	9	1:59.828	1.207	7	55,580
4	53	Ceriel Klein Kromhof	KNMV	NED/ Daarlerveen	KTM	HSF Logistics Motorsport	7	2:00.044	1.423	7	55,480
5	766	Pascal Rauchenecker	OeAMTC	AUT/ Peterskirche	KTM	HSV-Ried / COFAIN Racing KTM	9	2:00.174	1.553	8	55,420
6	727	Boris Maillard	DMSB	FRA/ GIGNAC	KAWASAKI	MONSTER ENERGY KAWASAKI ELF TEAM	7	2:01.030	2.409	4	55,028
7	61	Herjan Brakke	KNMV	NED/ Staphorst	KAWASAKI	HB Gebben Motoren Kawasaki	3	2:01.251	2.630	2	54,927
8	590	Nick Triest	FMB	BEL/ Lommel	YAMAHA		8	2:01.348	2.727	7	54,883
9	249	Nikolaj Larsen	DMU	DEN/ Naestved	HONDA	KMP Honda Repsol Racing	8	2:01.576	2.955	5	54,781
10	488	Freek van der Vlist	KNMV	NED/ Apeldoorn	KTM	HSF Logistics Motorsport	8	2:01.725	3.104	8	54,713
11	136	Stefan Kjer Olsen	DMU	DEN/ Sønderborg	KAWASAKI	STC Racing	9	2:01.794	3.173	7	54,682
12	5	Kevin Wouts	DMSB	BEL/ HOBOKEN	KAWASAKI	MONSTER ENERGY KAWASAKI ELF TEAM	8	2:01.907	3.286	4	54,632
13	507	Lars van Berkel	KNMV	NED/ Veghel	HONDA	Jumbo-Modiform-Theo Eggens Racing	8	2:02.575	3.954	6	54,334
14	824	Nick Kouwenberg	KNMV	NED/ Drunen	SUZUKI	TEAM CASTROL POWER1 MOTO-WEB	5	2:02.681	4.060	5	54,287
15	887	Kim O. Sørensen	DMU	DEN/ Fjerritslev	KAWASAKI	Sturm Racing Team	8	2:02.824	4.203	5	54,224
16	291	Filip Thuresson	SVEMO	SWE/ Uddevalla	HONDA	KMP-Honda-Repsol-Racing Team	8	2:02.838	4.217	4	54,218
17	26	Mike Stender	DMSB	GER/ Eutin	SUZUKI	Team Castrol Power 1 Moto-Web	8	2:03.368	4.747	8	53,985
18	91	Jeremy Seewer	FMS	SUI/ Bülach	SUZUKI	Rockstar Energy Suzuki Europe	9	2:03.577	4.956	6	53,894
19	122	Hannes Volber	DMSB	GER/ Gardelegen	SUZUKI	Team Castrol Power 1 Moto-Web	7	2:03.775	5.154	4	53,807
20	71	Christian Brockel	DMSB	GER/ Petershagen	KTM	Team KTM GST-Berlin	8	2:04.055	5.434	4	53,686
21	49	Günter Schmidinger	OeAMTC	AUT/ Waldneukirc	HONDA	TEAM MIBAG SCHMIDINGER	8	2:04.799	6.178	3	53,366
22	64	Dominique Thury	DMSB	GER/ SCHNEEBER	KAWASAKI	MONSTER ENERGY KAWASAKI ELF TEAM	6	2:04.858	6.237	3	53,341
23	350	Stefan Hage	KNMV	GER/ Goes	HUSQVARNA	Husqvarna SKS Racing Team NL	8	2:04.919	6.298	7	53,315
24	222	Ron Noffz	DMSB	GER/ Greifswald	KTM	Kalli Racing Team	8	2:05.266	6.645	3	53,167
25	116	Nikolay Paschinskiy	DMSB	UKR/ Grünheide	KTM	KTM GST/ GARIN MX Sport	8	2:05.600	6.979	6	53,025
26	36	Michel Kaschny	DMSB	GER/ Borstel-Hoh	KAWASAKI	Team 254 Castrol Power 1	7	2:05.903	7.282	4	52,898
27	519	Dennis Baudrexl	DMSB	GER/ Beuerberg	KTM	COFAIN Racing KTM	5	2:06.262	7.641	4	52,747
28	161	Lars Reuther	DMSB	GER/ Pleidelsheim	KTM	KTM Sarholz Racing Team	6	2:06.378	7.757	4	52,699
29	30	Max Von Schotting	SVEMO	SWE/ Enkoping	HONDA	Troy Lee Designes/ Honda Sweden	8	2:06.436	7.815	6	52,675
30	44	Jan Uhlig	DMSB	GER/ Lugau	KTM	Kalli Racing Team	7	2:06.461	7.840	5	52,664
31	941	Jeffrey Meurs	KNMV	NED/ Heilbronn	SUZUKI	Suzuki Reinecke	4	2:06.749	8.128	4	52,545
32	25	Petr Smitka	ACCR	CZE/ Mesto Tousk	KTM	COFAIN Racing KTM	8	2:07.169	8.548	7	52,371
33	702	Nicolai M Hansen	DMU	DEN/ Silkeborg	SUZUKI	Team AB-Racing by Suzuki Reinecke	7	2:07.473	8.852	3	52,246
34	114	Davide von Zitzewitz	DMSB	GER/ Wangels	KTM	BvZ Racing Team	7	2:07.669	9.048	2	52,166
35	231	Kasper Jensen	DMU	DEN/ Sønderborg	YAMAHA	AC Motec Yamaha Deutschland	7	2:07.981	9.360	6	52,039
36	149	Dennis Ullrich	DMSB	GER/ Saarlouis	KTM	KTM Sarholz Racing Team	8	2:08.480	9.859	5	51,837
37	156	Angus Heidecke	DMSB	GER/ Freiberg	KTM	Kalli Racing Team	7	2:11.006	12.385	5	50,837
38	142	Franz Lofquist	SVEMO	SWE/ kavlinge	HONDA		8	2:11.376	12.755	7	50,694
39	59	Tobias Linke	DMSB	GER/ Berlin	KAWASAKI	Monster Energy Kawasaki Elf Team Pfeil	8	2:11.526	12.905	4	50,636
40	981	Maik Schaller	DMSB	GER/ Rudersberg	KTM	KTM Kosak Racing	6	2:13.455	14.834	5	49,904
41	11	Sébastien Pourcel	FFM	FRA/ Fontanes	KTM	KTM Sarholz Racing Team	5	2:20.993	22.372	5	47,236

Announcements

#73 without transponder

Official Timing www.camp-company.de / www.motorsport-events.se

Orbits

Timekeeping Steffen Kirchhof:

Clerk of the course Holger Möller:

Jury President Olaf Noack:

Reg. Nr MX 29/14

www.mylaps.com

Printed: 20.07.2014 11:13:30

posted at:

h

Licensed to: Camp Company GmbH



ADAC Schleswig-Holstein e.V.



Int. ADAC MX Masters Tensfeld

Klasse 1 Masters

Tensfeld 1,850 Km

Warm up

20.07.2014 10:50

Practice (20:00 Time) started at 10:50:15

Lap	Time of Day	Lap Tm	S1 Tm	S2 Tm	Lap	Time of Day	Lap Tm	S1 Tm	S2 Tm
(14) Marc de Reuver					(249) Nikolaj Larsen				
1	10:54:03.745	2:27.258	1:17.322	1:09.936	1	10:55:52.766	2:35.876	1:01.243	1:34.633
2	10:56:10.038	2:06.293	1:02.843	1:03.450	2	10:57:58.250	2:05.484	1:00.710	1:04.774
3	10:58:23.577	2:13.539	1:05.677	1:07.862	3	11:00:01.359	2:03.109	1:00.955	1:02.154
4	11:00:41.991	2:18.414	1:02.394	1:16.020	4	11:04:44.586	4:43.227	1:13.508	3:29.719
5	11:02:40.612	1:58.621	58.397	1:00.224	5	11:06:53.744	2:09.158	1:00.887	1:08.271
6	11:05:16.727	2:36.115	1:19.764	1:16.351	6	11:08:55.092	2:01.348	59.982	1:01.366
(451) Harri Kullas					(488) Freek van der Vlist				
1	10:54:43.641	2:35.626	1:28.658	1:06.968	1	10:52:47.973	2:10.673	1:04.332	1:06.341
2	10:56:53.761	2:10.120	1:04.652	1:05.468	2	10:54:51.844	2:03.871	1:01.090	1:02.781
3	10:58:53.507	1:59.746	59.270	1:00.476	3	10:57:20.041	2:28.197	1:16.776	1:11.421
4	11:00:53.975	2:00.468	59.043	1:01.425	4	10:59:22.577	2:02.536	1:00.477	1:02.059
5	11:03:21.507	2:27.532	1:09.159	1:18.373	5	11:03:40.942	4:18.365	1:16.570	3:01.795
6	11:05:31.401	2:09.894	1:07.196	1:02.698	6	11:06:18.350	2:37.408	1:18.809	1:18.599
7	11:08:14.802	2:43.401	1:24.163	1:19.238	7	11:08:29.438	2:11.088	1:04.624	1:06.464
8	11:10:22.852	2:08.050	1:01.672	1:06.378	8	11:10:31.163	2:01.725	1:00.126	1:01.599
(287) Marcus Schiffer					(136) Stefan Kjer Olsen				
1	10:53:11.966	2:17.185	1:10.112	1:07.073	1	10:53:44.249	2:24.492	1:14.866	1:09.626
2	10:55:21.385	2:09.419	1:03.859	1:05.560	2	10:56:16.440	2:32.191	1:09.734	1:22.457
3	10:57:26.726	2:05.341	1:01.619	1:03.722	3	10:58:20.268	2:03.828	1:02.381	1:01.447
4	10:59:34.881	2:08.155	1:00.801	1:07.354	4	11:00:22.115	2:01.847	1:00.292	1:01.555
5	11:02:04.771	2:29.890	1:08.007	1:21.883	5	11:02:58.610	2:36.495	1:24.274	1:12.221
6	11:04:19.255	2:14.484	1:07.651	1:06.833	6	11:05:07.608	2:08.998	1:03.089	1:05.909
7	11:06:19.083	1:59.828	59.018	1:00.810	7	11:07:09.402	2:01.794	1:00.175	1:01.619
8	11:09:10.256	2:51.173	1:19.006	1:32.167	8	11:09:50.034	2:40.632	1:26.519	1:14.113
9	11:11:32.485	2:22.229	59.010	1:23.219	9	11:11:59.993	2:09.959	1:04.718	1:05.241
(53) Ceriel Klein Kromhof					(5) Kevin Wouts				
1	10:52:55.023	2:11.457	1:06.975	1:04.482	1	10:54:57.400	2:17.799	1:08.627	1:09.172
2	10:54:55.436	2:00.413	58.945	1:01.468	2	10:57:01.064	2:03.664	1:00.883	1:02.781
3	10:57:34.095	2:38.659	1:18.483	1:20.176	3	10:59:20.419	2:19.355	1:13.147	1:06.208
4	10:59:59.529	2:25.434	58.925	1:26.509	4	11:01:22.326	2:01.907	1:00.347	1:01.560
5	11:02:00.393	2:00.864	59.457	1:01.407	5	11:03:46.435	2:24.109	1:09.387	1:14.722
6	11:04:21.186	2:20.793	1:14.512	1:06.281	6	11:05:48.651	2:02.216	1:00.113	1:02.103
7	11:06:21.230	2:00.044	59.275	1:00.769	7	11:08:48.608	2:59.957	1:29.270	1:30.687
(766) Pascal Rauchenecker					(507) Lars van Berkel				
1	10:53:19.498	2:32.448	1:14.955	1:17.493	1	10:54:18.700	2:18.288	1:09.741	1:08.547
2	10:55:31.652	2:12.154	1:01.600	1:10.554	2	10:56:21.518	2:02.818	59.782	1:03.036
3	10:57:36.203	2:04.551	1:00.369	1:04.182	3	10:58:50.352	2:28.834	1:12.746	1:16.088
4	11:00:35.274	2:59.071	1:27.276	1:31.795	4	11:03:32.383	4:42.031	1:03.626	3:38.405
5	11:02:36.415	2:01.141	59.117	1:02.024	5	11:05:46.554	2:14.171	1:01.217	1:12.954
6	11:05:27.647	2:51.232	1:30.630	1:20.602	6	11:07:49.129	2:02.575	59.898	1:02.677
7	11:07:41.509	2:13.862	1:03.676	1:10.186	7	11:10:12.944	2:23.815	1:14.870	1:08.945
8	11:09:41.683	2:00.174	58.715	1:01.459	8	11:12:39.559	2:26.615	1:11.941	1:14.674
9	11:12:40.733	2:59.050	1:27.960	1:31.090	(61) Herjan Brakke				
(727) Boris Maillard					(824) Nick Kouwenberg				
1	10:54:17.008	2:29.818	1:17.051	1:12.767	1	10:53:45.717	2:51.582	1:22.008	1:29.574
2	10:56:18.160	2:01.152	59.344	1:01.808	2	10:56:04.272	2:18.555	1:08.674	1:09.881
3	10:59:01.113	2:42.953	1:21.377	1:21.576	3	10:58:17.568	2:13.296	1:07.858	1:05.438
4	11:01:02.143	2:01.030	1:00.192	1:00.838	4	11:00:42.876	2:25.308	1:09.482	1:15.826
5	11:06:49.041	5:46.898	1:20.486	4:26.412	5	11:02:45.557	2:02.681	1:00.018	1:02.663
6	11:09:23.495	2:34.454	1:17.147	1:17.307	(590) Nick Triest				
7	11:11:29.824	2:06.329	1:01.914	1:04.415	1	10:53:16.890	2:25.660	1:13.366	1:12.294



Int. ADAC MX Masters Tensfeld

Klasse 1 Masters

Tensfeld 1,850 Km

Warm up

20.07.2014 10:50

Practice (20:00 Time) started at 10:50:15

Lap	Time of Day	Lap Tm	S1 Tm	S2 Tm
<u>(30) Max Von Schoting</u>				
1	10:53:32.072	2:24.948	1:15.284	1:09.664
2	10:55:40.059	2:07.987	1:03.739	1:04.248
3	10:57:47.492	2:07.433	1:03.907	1:03.526
4	11:00:58.810	3:11.318	1:30.007	1:41.311
5	11:04:56.938	3:58.128	1:11.242	2:46.886
6	11:07:03.374	2:06.436	1:02.953	1:03.483
7	11:09:55.413	2:52.039	1:22.781	1:29.258
8	11:12:34.368	2:38.955	1:17.408	1:21.547

<u>(44) Jan Uhlig</u>				
1	10:53:46.148	2:21.382	1:11.318	1:10.064
2	10:56:03.655	2:17.507	1:05.812	1:11.695
3	10:59:40.464	3:36.809	1:13.551	2:23.258
4	11:01:57.133	2:16.669	1:09.832	1:06.837
5	11:04:03.594	2:06.461	1:03.080	1:03.381
6	11:08:01.750	3:58.156	1:24.257	2:33.899
7	11:10:17.484	2:15.734	1:03.924	1:11.810

<u>(941) Jeffrey Meurs</u>				
1	10:54:41.514	2:32.961	1:18.676	1:14.285
2	10:57:01.908	2:20.394	1:04.617	1:15.777
3	10:59:24.578	2:22.670	1:09.638	1:13.032
4	11:01:31.327	2:06.749	1:03.268	1:03.481

<u>(25) Petr Smitka</u>				
1	10:54:38.707	2:36.205	1:22.561	1:13.644
2	10:57:12.611	2:33.904	1:18.234	1:15.670
3	10:59:32.176	2:19.565	1:10.522	1:09.043
4	11:01:45.971	2:13.795	1:06.527	1:07.268
5	11:03:53.336	2:07.365	1:03.588	1:03.777
6	11:06:12.904	2:19.568	1:13.962	1:05.606
7	11:08:20.073	2:07.169	1:03.064	1:04.105
8	11:10:48.531	2:28.458	1:11.896	1:16.562

<u>(702) Nicolai M Hansen</u>				
1	10:53:22.366	2:20.692	1:13.609	1:07.083
2	10:57:06.707	3:44.341	1:04.252	2:40.089
3	10:59:14.180	2:07.473	1:02.942	1:04.531
4	11:01:47.962	2:33.782	1:15.410	1:18.372
5	11:03:56.197	2:08.235	1:03.496	1:04.739
6	11:06:39.946	2:43.749	1:28.875	1:14.874
7	11:11:49.239	5:09.293	1:10.396	3:58.897

<u>(114) Davide von Zitzewitz</u>				
1	10:54:05.111	2:37.684	1:22.313	1:15.371
2	10:56:12.780	2:07.669	1:03.272	1:04.397
3	10:59:06.394	2:53.614	1:31.239	1:22.375
4	11:04:06.112	4:59.718	1:19.132	3:40.586
5	11:06:37.872	2:31.760	1:20.057	1:11.703
6	11:09:03.757	2:25.885	1:18.595	1:07.290
7	11:11:56.727	2:52.970	1:28.270	1:24.700

<u>(231) Kasper Jensen</u>				
1	10:56:02.396	2:55.230	1:30.372	1:24.858
2	10:58:43.948	2:41.552	1:25.476	1:16.076
3	11:01:08.139	2:24.191	1:18.721	1:05.470
4	11:03:17.798	2:09.659	1:04.656	1:05.003
5	11:05:59.086	2:41.288	1:31.884	1:09.404
6	11:08:07.067	2:07.981	1:04.595	1:03.386
7	11:10:17.159	2:10.092	1:05.952	1:04.140

<u>(149) Dennis Ullrich</u>				
1	10:54:36.793	2:36.824	1:21.581	1:15.243
2	10:57:10.898	2:34.105	1:22.651	1:11.454
3	10:59:30.590	2:19.692	1:11.352	1:08.340

4	11:01:40.152	2:09.562	1:05.287	1:04.275
5	11:03:48.632	2:08.480	1:04.629	1:03.851
6	11:06:05.198	2:16.566	1:07.843	1:08.723
7	11:08:19.052	2:13.854	1:04.275	1:09.579
8	11:10:41.717	2:22.665	1:10.217	1:12.448


<u>(156) Angus Heidecke</u>				
1	10:53:55.760	2:24.604	1:13.433	1:11.171
2	10:56:07.139	2:11.379	1:05.970	1:05.409
3	10:58:32.141	2:25.002	1:14.890	1:10.112
4	11:03:00.320	4:28.179	1:07.302	3:20.877
5	11:05:11.326	2:11.006	1:03.551	1:07.455
6	11:08:23.788	3:12.462	1:08.912	2:03.550
7	11:10:37.464	2:13.676	1:06.976	1:06.700

<u>(142) Franz Lofquist</u>				
1	10:53:37.977	2:34.067	1:20.130	1:13.937
2	10:55:54.539	2:16.562	1:08.272	1:08.290
3	11:00:11.683	4:17.144	1:07.717	3:09.427
4	11:02:45.888	2:34.205	1:16.173	1:18.032
5	11:05:14.922	2:29.034	1:14.031	1:15.003
6	11:07:27.036	2:12.114	1:06.708	1:05.406
7	11:09:38.412	2:11.376	1:06.495	1:04.881
8	11:12:24.988	2:46.576	1:29.863	1:16.713

<u>(59) Tobias Linke</u>				
1	10:53:38.236	2:38.182	1:21.441	1:16.741
2	10:55:55.953	2:17.717	1:08.753	1:08.964
3	10:58:14.943	2:18.990	1:12.035	1:06.955
4	11:00:26.469	2:11.526	1:06.668	1:04.858
5	11:03:08.342	2:41.873	1:24.936	1:16.937
6	11:05:20.614	2:12.272	1:06.637	1:05.635
7	11:09:59.750	4:39.136	1:19.164	3:19.972
8	11:12:30.637	2:30.887	1:19.980	1:10.907

<u>(981) Maik Schaller</u>				
1	10:53:49.233	2:27.844	1:16.156	1:11.688
2	10:56:10.857	2:21.624	1:07.276	1:14.348
3	10:58:28.908	2:18.051	1:08.851	1:09.200
4	11:03:26.314	4:57.406	1:17.452	3:39.954
5	11:05:39.769	2:13.455	1:06.503	1:06.952
6	11:11:02.270	5:22.501	1:14.602	4:07.899

<u>(11) Sébastien Pourcel</u>				
1	10:55:09.468	2:48.634	1:24.372	1:24.262
2	10:57:59.657	2:50.189	1:29.571	1:20.618
3	11:00:56.804	2:57.147	1:24.236	1:32.911
4	11:03:23.104	2:26.300	59.332	1:26.968
5	11:05:44.097	2:20.993	1:19.459	1:01.534



Int. ADAC MX Masters Tensfeld

Klasse 1 Masters

Tensfeld 1,850 Km

1. Race

20.07.2014 13:55

Race (30:00 and 2 Laps) started at 14:01:40

Pos	No.	Name	FNM	Nat/Hometown	Trademark	Entrant / Team	Laps	Total Tm	Diff	Best Tm	In Lap	Points
1	14	Marc de Reuver	KNMV	NED/ AMSTELVEEN	HONDA	BT Motorsport	16	34:40.203		2:03.559	6	25
2	53	Ceriel Klein Kromhof	KNMV	NED/ Daarlerveen	KTM	HSF Logistics Motorsport	16	34:43.897	3.694	2:03.837	1	22
3	766	Pascal Rauchenecker	OeAMTC	AUT/ Peterskirchen	KTM	HSV-Ried / COFAIN Racing KTM	16	34:47.051	6.848	2:06.273	2	20
4	451	Harri Kullas	SML	FIN/ Helsinki	KTM	Sahkar KTM Racing	16	34:49.948	9.745	2:06.317	8	18
5	149	Dennis Ullrich	DMSB	GER/ Saarlouis	KTM	KTM Sarholz Racing Team	16	35:08.326	28.123	2:03.071	1	16
6	287	Marcus Schiffer	DMSB	GER/ Weilerswist	SUZUKI	Team Suzuki Waldmann	16	35:15.697	35.494	2:06.653	6	15
7	249	Nikolaj Larsen	DMU	DEN/ Naestved	HONDA	KMP Honda Repsol Racing	16	35:19.157	38.954	2:07.424	5	14
8	5	Kevin Wouts	DMSB	BEL/ HOBOKEN	KAWASAKI	MONSTER ENERGY KAWASAKI E	16	35:23.270	43.067	2:07.886	5	13
9	49	Günter Schmidinger	OeAMTC	AUT/ Waldneukirchen	HONDA	TEAM MIBAG SCHMIDINGER	16	35:27.086	46.883	2:06.948	2	12
10	590	Nick Triest	FMB	BEL/ Lommel	YAMAHA		16	35:29.327	49.124	2:07.461	1	11
11	11	Sébastien Pourcel	FFM	FRA/ Fontanes	KTM	KTM Sarholz Racing Team	16	35:32.228	52.025	2:07.075	5	10
12	71	Christian Brockel	DMSB	GER/ Petershagen	KTM	Team KTM GST-Berlin	16	35:34.632	54.429	2:09.108	2	9
13	156	Angus Heidecke	DMSB	GER/ Freiberg	KTM	Kalli Racing Team	16	35:40.823	1:00.620	2:09.092	6	8
14	26	Mike Stender	DMSB	GER/ Eutin	SUZUKI	Team Castrol Power 1 Moto-Web	16	35:42.149	1:01.946	2:09.068	6	7
15	91	Jeremy Seewer	FMS	SUI/ Bülach	SUZUKI	Rockstar Energy Suzuki Europe	16	35:46.129	1:05.926	2:06.868	7	6
16	64	Dominique Thury	DMSB	GER/ SCHNEEBERG	KAWASAKI	MONSTER ENERGY KAWASAKI E	16	35:50.515	1:10.312	2:09.257	3	5
17	507	Lars van Berkel	KNMV	NED/ Veghel	HONDA	Jumbo-Modiform-Theo Eggens R.	16	35:54.653	1:14.450	2:09.971	4	4
18	727	Boris Maillard	DMSB	FRA/ GIGNAC	KAWASAKI	MONSTER ENERGY KAWASAKI E	16	36:14.641	1:34.438	2:09.635	2	3
19	44	Jan Uhlig	DMSB	GER/ Lugau	KTM	Kalli Racing Team	16	36:19.257	1:39.054	2:11.567	6	2
20	116	Nikolay Paschinskiy	DMSB	UKR/ Grünheide	KTM	KTM GST/ GARIN MX Sport	16	36:28.436	1:48.233	2:13.030	16	1
21	136	Stefan Kjer Olsen	DMU	DEN/ Sønderborg	KAWASAKI	STC Racing	16	36:30.022	1:49.819	2:11.056	2	0
22	161	Lars Reuther	DMSB	GER/ Pleidelsheim	KTM	KTM Sarholz Racing Team	16	36:34.138	1:53.935	2:12.521	3	0
23	231	Kasper Jensen	DMU	DEN/ Sønderborg	YAMAHA	AC Motec Yamaha Deutschland	16	37:02.261	2:22.058	2:12.745	8	0
24	824	Nick Kouwenberg	KNMV	NED/ Drunen	SUZUKI	TEAM CASTROL POWER1 MOTO-	15	34:41.457	1 Lap	2:08.140	4	0
25	702	Nicolai M Hansen	DMU	DEN/ Silkeborg	SUZUKI	Team AB-Racing by Suzuki Reine	15	34:42.792	1 Lap	2:13.343	7	0
26	30	Max Von Schoting	SVEMO	SWE/ Enköping	HONDA	Troy Lee Designes/ Honda Swed	15	34:45.449	1 Lap	2:12.860	1	0
27	350	Stefan Hage	KNMV	GER/ Goes	HUSQVARNA	Husqvarna SKS Racing Team NL	15	35:03.383	1 Lap	2:13.771	5	0
28	73	Rikard Hansson	SVEMO	SWE/ skövde	KTM	KTM Scandinavia/Stombergs CM	15	35:06.088	1 Lap	2:12.819	2	0
29	114	Daide von Zitzewitz	DMSB	GER/ Wangels	KTM	BvZ Racing Team	15	35:11.124	1 Lap	2:15.436	4	0
30	36	Michel Kaschny	DMSB	GER/ Borstel-Hohenrader	KAWASAKI	Team 254 Castrol Power 1	15	35:22.212	1 Lap	2:13.194	2	0
31	142	Franz Lofquist	SVEMO	SWE/ kavlinge	HONDA		15	35:53.224	1 Lap	2:16.488	3	0
32	488	Freek van der Vlist	KNMV	NED/ Apeldoorn	KTM	HSF Logistics Motorsport	15	37:10.293	1 Lap	2:10.464	6	0
33	291	Filip Thuresson	SVEMO	SWE/ Uddevalla	HONDA	KMP-Honda-Repsol-Racing Team	14	36:48.517	2 Laps	2:14.184	5	0
34	981	Maik Schaller	DMSB	GER/ Rudersberg	KTM	KTM Kosak Racing	13	35:57.078	3 Laps	2:19.009	2	0

Not classified (75% = 12 Laps)

DNF	25	Petr Smitka	ACCR	CZE/ Mesto Touskov	KTM	COFAIN Racing KTM	12	27:22.470	DNF	2:11.928	6	0
DNF	61	Herjan Brakke	KNMV	NED/ Staphorst	KAWASAKI	HB Gebben Motoren Kawasaki	10	23:52.221	DNF	2:06.517	3	0
DNF	222	Ron Noffz	DMSB	GER/ Greifswald	KTM	Kalli Racing Team	9	21:01.561	DNF	2:09.058	2	0
DNF	887	Kim O. Sörensen	DMU	DEN/ Fjerritslev	KAWASAKI	Sturm Racing Team	9	21:12.579	DNF	2:11.801	5	0
DNF	941	Jeffrey Meurs	KNMV	NED/ Heilbronn	SUZUKI	Suzuki Reinecke	8	18:43.067	DNF	2:13.189	3	0
DNF	122	Hannes Volber	DMSB	GER/ Gardelegen OT Algr	SUZUKI	Team Castrol Power 1 Moto-Web	6	14:18.012	DNF	2:07.630	2	0

Announcements

These results are provisional until the conclusion of any judicial and technical matters!

Started: 40 Classified: 34 Not classified: 6

Margin of Victory	Ø km/h	Best Lap Tm	km/h	Best Lap by
3.694	51,226	2:03.071	54,115	149 - Dennis Ullrich

Official Timing www.camp-company.de / www.motorsport-events.se Orbits

Timekeeping Steffen Kirchhof:

Clerk of the course Holger Möller:

www.mylaps.com

Jury President Olaf Noack:

Reg. Nr MX 29/14

Licensed to: Camp Company GmbH

Printed: 20.07.2014 14:39:31

posted at:

h



ADAC Schleswig-Holstein e.V.



Int. ADAC MX Masters Tensfeld

Klasse 1 Masters

Tensfeld 1,850 Km

1. Race

20.07.2014 13:55

Race (30:00 and 2 Laps) started at 14:01:40

Lap	Time of Day	Lap Tm	S1 Tm	S2 Tm	Lap	Time of Day	Lap Tm	S1 Tm	S2 Tm
11	14:27:28.064	2:19.793	1:10.440	1:09.353	10	14:29:45.531	2:39.326	1:19.470	1:19.856
12	14:29:51.339	2:23.275	1:12.345	1:10.930	11	14:32:24.097	2:38.566	1:20.903	1:17.663
13	14:32:12.965	2:21.626	1:10.373	1:11.253	12	14:35:00.395	2:36.298	1:18.869	1:17.429
14	14:34:35.619	2:22.654	1:12.503	1:10.151	13	14:37:37.556	2:37.161	1:19.424	1:17.737
15	14:37:02.690	2:27.071	1:14.922	1:12.149					
(142) Franz Lofquist					(25) Petr Smitka				
1	14:04:33.361	2:21.617	1:12.644	1:08.973	1	14:04:27.032	2:17.989	1:09.600	1:08.389
2	14:06:50.679	2:17.318	1:08.057	1:09.261	2	14:06:41.568	2:14.536	1:07.223	1:07.313
3	14:09:07.167	2:16.488	1:07.345	1:09.143	3	14:08:55.823	2:14.255	1:06.934	1:07.321
4	14:11:24.657	2:17.490	1:09.443	1:08.047	4	14:11:11.465	2:15.642	1:07.235	1:08.407
5	14:13:45.276	2:20.619	1:08.785	1:11.834	5	14:13:25.643	2:14.178	1:06.726	1:07.452
6	14:16:05.076	2:19.800	1:11.159	1:08.641	6	14:15:37.571	2:11.928	1:05.668	1:06.260
7	14:18:22.734	2:17.658	1:10.035	1:07.623	7	14:17:50.278	2:12.707	1:05.864	1:06.843
8	14:20:40.147	2:17.413	1:08.933	1:08.480	8	14:20:05.740	2:15.462	1:07.689	1:07.773
9	14:23:00.214	2:20.067	1:10.139	1:09.928	9	14:22:19.154	2:13.414	1:06.433	1:06.981
10	14:25:23.194	2:22.980	1:13.003	1:09.977	10	14:24:34.176	2:15.022	1:07.030	1:07.992
11	14:27:48.434	2:25.240	1:13.046	1:12.194	11	14:26:48.313	2:14.137	1:06.656	1:07.481
12	14:30:12.598	2:24.164	1:13.789	1:10.375	12	14:29:02.948	2:14.635	1:06.379	1:08.256
13	14:32:40.220	2:27.622	1:15.898	1:11.724	(61) Herjan Brakke				
14	14:35:07.173	2:26.953	1:16.392	1:10.561	1	14:04:16.252	2:09.943	1:04.480	1:05.463
15	14:37:33.702	2:26.529	1:15.510	1:11.019	2	14:06:23.834	2:07.582	1:02.270	1:05.312
(488) Freek van der Vlist					3	14:08:30.351	2:06.517	1:01.625	1:04.892
1	14:04:23.225	2:15.040	1:08.192	1:06.848	4	14:10:37.461	2:07.110	1:02.906	1:04.204
2	14:06:58.049	2:34.824	1:04.727	1:30.097	5	14:12:44.132	2:06.671	1:02.590	1:04.081
3	14:09:10.379	2:12.330	1:07.077	1:05.253	6	14:14:51.758	2:07.626	1:02.635	1:04.991
4	14:11:21.432	2:11.053	1:05.047	1:06.006	7	14:17:01.856	2:10.098	1:03.811	1:06.287
5	14:13:32.657	2:11.225	1:05.997	1:05.228	8	14:19:10.886	2:09.030	1:03.701	1:05.329
6	14:15:43.121	2:10.464	1:04.258	1:06.206	9	14:21:20.277	2:09.391	1:04.243	1:05.148
7	14:17:54.578	2:11.457	1:05.049	1:06.408	10	14:25:32.699	4:12.422	2:47.430	1:24.992
8	14:20:09.537	2:14.959	1:06.943	1:08.016	(222) Ron Noffz				
9	14:22:23.156	2:13.619	1:06.465	1:07.154	1	14:04:19.741	2:12.163	1:05.605	1:06.558
10	14:24:43.391	2:20.235	1:12.357	1:07.878	2	14:06:28.799	2:09.058	1:03.332	1:05.726
11	14:27:08.348	2:24.957	1:13.160	1:11.797	3	14:08:38.450	2:09.651	1:04.072	1:05.579
12	14:29:27.579	2:19.231	1:10.077	1:09.154	4	14:10:47.850	2:09.400	1:04.370	1:05.030
13	14:31:48.646	2:21.067	1:10.552	1:10.515	5	14:12:58.472	2:10.622	1:04.616	1:06.006
14	14:34:02.877	2:14.231	1:06.006	1:08.225	6	14:15:10.741	2:12.269	1:05.128	1:07.141
15	14:38:50.771	4:47.894	3:04.237	1:43.657	7	14:17:23.505	2:12.764	1:05.576	1:07.188
(291) Filip Thuresson					8	14:20:20.584	2:57.079	1:05.408	1:51.671
1	14:04:20.773	2:14.861	1:08.096	1:06.765	9	14:22:42.039	2:21.455	1:11.408	1:10.047
2	14:06:38.298	2:17.525	1:05.725	1:11.800	(887) Kim O. Sørensen				
3	14:09:28.685	2:50.387	1:10.137	1:40.250	1	14:04:21.878	2:14.491	1:07.515	1:06.976
4	14:11:59.525	2:30.840	1:25.225	1:05.615	2	14:06:35.458	2:13.580	1:05.395	1:08.185
5	14:14:13.709	2:14.184	1:07.778	1:06.406	3	14:09:27.120	2:51.662	1:23.134	1:28.528
6	14:18:05.466	3:51.757	1:09.216	2:42.541	4	14:11:39.893	2:12.773	1:05.729	1:07.044
7	14:20:24.620	2:19.154	1:09.778	1:09.376	5	14:13:51.694	2:11.801	1:05.376	1:06.425
8	14:22:45.400	2:20.780	1:11.906	1:08.874	6	14:16:06.510	2:14.816	1:06.499	1:08.317
9	14:26:23.481	3:38.081	1:13.245	2:24.836	7	14:18:20.510	2:14.000	1:07.024	1:06.976
10	14:28:45.619	2:22.138	1:12.337	1:09.801	8	14:20:35.234	2:14.724	1:07.968	1:06.756
11	14:31:10.712	2:25.093	1:12.688	1:12.405	9	14:22:53.057	2:17.823	1:08.115	1:09.708
12	14:33:35.044	2:24.332	1:12.379	1:11.953	(941) Jeffrey Meurs				
13	14:36:01.344	2:26.300	1:14.595	1:11.705	1	14:04:29.427	2:17.838	1:10.193	1:07.645
14	14:38:28.995	2:27.651	1:14.827	1:12.824	2	14:06:43.198	2:13.771	1:06.511	1:07.260
(981) Maik Schaller					3	14:08:56.387	2:13.189	1:05.810	1:07.379
1	14:04:32.079	2:21.413	1:12.125	1:09.288	4	14:11:09.895	2:13.508	1:06.059	1:07.449
2	14:06:51.088	2:19.009	1:06.990	1:12.019	5	14:13:25.411	2:15.516	1:06.927	1:08.589
3	14:09:11.946	2:20.858	1:10.246	1:10.612	6	14:15:42.997	2:17.586	1:09.531	1:08.055
4	14:14:01.664	4:49.718	1:11.930	3:37.788	7	14:18:03.773	2:20.776	1:11.513	1:09.263
5	14:16:35.349	2:33.685	1:17.856	1:15.829	8	14:20:23.545	2:19.772	1:09.585	1:10.187
6	14:19:11.508	2:36.159	1:18.552	1:17.607	(122) Hannes Volber				
7	14:21:51.215	2:39.707	1:21.468	1:18.239	1	14:05:05.461	2:55.202	1:13.168	1:42.034
8	14:24:29.698	2:38.483	1:20.135	1:18.348	2	14:07:13.091	2:07.630	1:02.960	1:04.670
9	14:27:06.205	2:36.507	1:18.530	1:17.977					



ADAC Schleswig-Holstein e.V.



Int. ADAC MX Masters Tensfeld

Klasse 1 Masters

Tensfeld 1,850 Km

1. Race

20.07.2014 13:55

Race (30:00 and 2 Laps) started at 14:01:40

Lap	Time of Day	Lap Tm	S1 Tm	S2 Tm	Lap	Time of Day	Lap Tm	S1 Tm	S2 Tm
3	14:09:22.080	2:08.989	1:03.432	1:05.557					
4	14:11:32.065	2:09.985	1:04.768	1:05.217					
5	14:13:45.341	2:13.276	1:06.169	1:07.107					
6	14:15:58.490	2:13.149	1:06.492	1:06.657					

Timekeeping Steffen Kirchhof:

Clerk of the course Holger Möller:

Jury President Olaf Noack:

Reg. Nr MX 29/14

Int. ADAC MX Masters Tensfeld

Lapchart

Klasse 1 Masters


Tensfeld 1,850 Km

1. Race

20.07.2014 13:55

Race (30:00 and 2 Laps) started at 14:01:40

Competitors	Laps																	
		0	1	2	3	4	5	6	7	8	9	10	11	12	13	14	15	16
Dennis Ullrich (149)	1	149	149	149	53	53	14	14	14	14	14	14	14	14	14	14	14	14
Günter Schmidinger (49)	2	49	53	53	149	14	53	53	53	53	53	53	53	53	53	53	53	53
Nick Triest (590)	3	590	49	49	14	149	149	149	766	766	766	766	766	766	766	766	766	766
Sébastien Pourcel (11)	4	11	590	766	766	766	766	766	149	149	149	149	149	149	451	451	451	451
Pascal Rauchenecker (766)	5	766	766	14	49	49	49	61	61	61	61	451	451	451	149	149	149	149
Ceriel Klein Kromhof (53)	6	53	11	11	61	61	61	49	49	49	451	49	249	249	249	249	249	287
Mike Stender (26)	7	26	14	590	590	590	249	249	249	451	49	249	49	49	49	287	287	249
Angus Heidecke (156)	8	156	26	61	249	249	5	5	451	249	249	5	5	5	5	49	5	5
Christian Brockel (71)	9	71	71	71	71	5	451	451	5	5	5	590	590	287	287	5	49	49
Marc de Reuver (14)	10	14	249	249	5	71	590	590	590	590	287	287	590	590	590	590	590	590
Filip Thuresson (291)	11	291	61	26	451	451	11	11	71	71	156	156	71	71	11	11	11	11
Herjan Brakke (61)	12	61	156	5	222	222	71	71	156	156	727	71	156	11	71	71	71	71
Nikolaj Larsen (249)	13	249	5	451	156	11	222	156	11	727	71	11	11	156	156	156	156	156
Harri Kullas (451)	14	451	287	222	11	156	156	222	727	11	287	26	26	26	26	26	26	26
Nikolay Paschinskiy (116)	15	116	451	156	26	727	727	26	222	287	11	507	64	64	507	507	91	91
Kevin Wouts (5)	16	5	222	727	727	26	26	727	26	26	26	64	507	507	64	91	64	64
Dominique Thury (64)	17	64	291	91	64	64	64	64	287	64	507	91	91	91	91	64	507	507
Kim O. Sörensen (887)	18	887	727	64	507	507	507	287	64	507	64	44	44	44	727	727	727	727
Ron Noffz (222)	19	222	91	887	287	136	287	507	507	136	91	136	727	727	44	44	44	44
Boris Maillard (727)	20	727	887	507	161	287	136	136	91	91	136	727	136	136	136	136	136	116
Freek van der Vlist (488)	21	488	64	161	136	161	44	44	136	44	44	824	824	824	824	161	116	136
Lars van Berkel (507)	22	507	488	291	44	44	824	824	44	824	824	25	25	25	161	116	161	161
Marcus Schiffer (287)	23	287	507	136	25	824	161	91	824	161	161	161	161	161	116	824	231	231
Petr Smitka (25)	24	25	161	116	941	941	91	161	161	25	25	116	116	116	231	231	824	824
Lars Reuther (161)	25	161	116	287	702	25	941	25	25	488	488	488	231	231	702	488	702	702
Jeremy Seewer (91)	26	91	702	44	116	702	25	702	702	116	116	702	702	702	30	702	30	30
Kasper Jensen (231)	27	231	25	25	231	91	702	116	488	702	702	231	30	30	488	30	350	350
Davide von Zitzewitz (114)	28	114	136	702	350	116	116	941	116	231	231	30	488	488	350	350	73	73
Hannes Volber (122)	29	122	231	941	824	350	350	488	350	30	30	350	350	350	73	73	114	114
Nicolai M Hansen (702)	30	702	44	231	91	231	30	350	30	350	350	73	73	73	114	114	36	36



Int. ADAC MX Masters Tensfeld

Klasse 1 Masters

Tensfeld 1,850 Km

2. Race

20.07.2014 16:35

Race (30:00 and 2 Laps) started at 16:54:25

Pos	No.	Name	FNM	Nat/Hometown	Trademark	Entrant / Team	Laps	Total Tm	Diff	Best Tm	In Lap	Points
1	287	Marcus Schiffer	DMSB	GER/ Weilerswist	SUZUKI	Team Suzuki Waldmann	16	35:28.268		2:08.944	3	25
2	451	Harri Kullas	SML	FIN/ Helsinki	KTM	Sahkar KTM Racing	16	35:43.515	15.247	2:09.677	8	22
3	766	Pascal Rauchenecker	OeAMTC	AUT/ Peterskirchen	KTM	HSV-Ried / COFAIN Racing KTM	16	36:04.611	36.343	2:09.462	2	20
4	149	Dennis Ullrich	DMSB	GER/ Saarlouis	KTM	KTM Sarholz Racing Team	16	36:10.037	41.769	2:10.687	1	18
5	11	Sébastien Pourcel	FFM	FRA/ Fontanes	KTM	KTM Sarholz Racing Team	16	36:17.599	49.331	2:09.165	4	16
6	5	Kevin Wouts	DMSB	BEL/ HOBOKEN	KAWASAKI	MONSTER ENERGY KAWASAKI E	16	36:21.881	53.613	2:09.482	3	15
7	71	Christian Brockel	DMSB	GER/ Petershagen	KTM	Team KTM GST-Berlin	16	36:27.286	59.018	2:10.948	3	14
8	824	Nick Kouwenberg	KNMV	NED/ Drunen	SUZUKI	TEAM CASTROL POWER1 MOTO-	16	36:42.257	1:13.989	2:10.839	4	13
9	249	Nikolaj Larsen	DMU	DEN/ Naestved	HONDA	KMP Honda Repsol Racing	16	36:48.271	1:20.003	2:09.242	1	12
10	156	Angus Heidecke	DMSB	GER/ Freiberg	KTM	Kalli Racing Team	16	36:54.085	1:25.817	2:11.737	4	11
11	91	Jeremy Seewer	FMS	SUI/ Bülach	SUZUKI	Rockstar Energy Suzuki Europe	16	37:01.548	1:33.280	2:09.140	6	10
12	136	Stefan Kjer Olsen	DMU	DEN/ Sønderborg	KAWASAKI	STC Racing	16	37:02.378	1:34.110	2:13.072	4	9
13	49	Günter Schmidinger	OeAMTC	AUT/ Waldneukirchen	HONDA	TEAM MIBAG SCHMIDINGER	16	37:07.736	1:39.468	2:13.054	2	8
14	488	Freek van der Vlist	KNMV	NED/ Apeldoorn	KTM	HSF Logistics Motorsport	16	37:08.521	1:40.253	2:13.943	2	7
15	26	Mike Stender	DMSB	GER/ Eutin	SUZUKI	Team Castrol Power 1 Moto-Web	16	37:14.610	1:46.342	2:15.339	7	6
16	116	Nikolay Paschinskiy	DMSB	UKR/ Grünheide	KTM	KTM GST/ GARIN MX Sport	16	37:22.008	1:53.740	2:15.895	2	5
17	727	Boris Maillard	DMSB	FRA/ GIGNAC	KAWASAKI	MONSTER ENERGY KAWASAKI E	16	37:26.225	1:57.957	2:14.480	6	4
18	161	Lars Reuther	DMSB	GER/ Pleidelsheim	KTM	KTM Sarholz Racing Team	16	37:27.870	1:59.602	2:14.961	2	3
19	30	Max Von Schoting	SVEMO	SWE/ Enköping	HONDA	Troy Lee Designes/ Honda Swed	16	37:39.005	2:10.737	2:15.746	6	2
20	73	Rikard Hansson	SVEMO	SWE/ skövde	KTM	KTM Scandinavia/Stombergs CM	16	37:56.220	2:27.952	2:16.672	6	1
21	702	Nicolai M Hansen	DMU	DEN/ Silkeborg	SUZUKI	Team AB-Racing by Suzuki Reine	15	35:38.483	1 Lap	2:16.680	3	0
22	887	Kim O. Sørensen	DMU	DEN/ Fjerritslev	KAWASAKI	Sturm Racing Team	15	35:47.477	1 Lap	2:13.685	2	0
23	114	Davide von Zitzewitz	DMSB	GER/ Wangels	KTM	BvZ Racing Team	15	35:47.755	1 Lap	2:18.255	2	0
24	350	Stefan Hage	KNMV	GER/ Goes	HUSQVARNA	Husqvarna SKS Racing Team NL	15	36:01.115	1 Lap	2:18.338	2	0
25	231	Kasper Jensen	DMU	DEN/ Sønderborg	YAMAHA	AC Motec Yamaha Deutschland	15	36:50.969	1 Lap	2:18.313	4	0
26	222	Ron Noffz	DMSB	GER/ Greifswald	KTM	Kalli Racing Team	15	37:07.079	1 Lap	2:12.541	2	0
27	142	Franz Lofquist	SVEMO	SWE/ kavlinge	HONDA		15	37:16.647	1 Lap	2:20.768	3	0
28	941	Jeffrey Meurs	KNMV	NED/ Heilbronn	SUZUKI	Suzuki Reinecke	15	38:16.361	1 Lap	2:19.305	2	0
29	981	Maik Schaller	DMSB	GER/ Rudersberg	KTM	KTM Kosak Racing	13	35:33.926	3 Laps	2:31.327	1	0
Not classified (75% = 12 Laps)												
DNF	64	Dominique Thury	DMSB	GER/ SCHNEEBERG	KAWASAKI	MONSTER ENERGY KAWASAKI E	13	31:51.742	DNF	2:12.466	7	0
DNF	590	Nick Triest	FMB	BEL/ Lommel	YAMAHA		9	20:47.384	DNF	2:12.043	2	0
DNF	61	Herjan Brakke	KNMV	NED/ Staphorst	KAWASAKI	HB Gebben Motoren Kawasaki	8	17:46.575	DNF	2:08.754	1	0
DNF	44	Jan Uhlig	DMSB	GER/ Lugau	KTM	Kalli Racing Team	7	16:37.183	DNF	2:16.737	3	0
DNF	36	Michel Kaschny	DMSB	GER/ Borstel-Hohenrader	KAWASAKI	Team 254 Castrol Power 1	7	18:56.175	DNF	2:18.712	2	0
DNF	25	Petr Smitka	ACCR	CZE/ Mesto Touskov	KTM	COFAIN Racing KTM	6	15:05.812	DNF	2:16.212	2	0
DNF	53	Ceriel Klein Kromhof	KNMV	NED/ Daarlerveen	KTM	HSF Logistics Motorsport	4	9:08.852	DNF	2:09.400	2	0
DNF	122	Hannes Volber	DMSB	GER/ Gardelegen OT Algr	SUZUKI	Team Castrol Power 1 Moto-Web	4	9:35.685	DNF	2:13.707	4	0
DNF	291	Filip Thuresson	SVEMO	SWE/ Uddevalla	HONDA	KMP-Honda-Repsol-Racing Team	4	15:20.298	DNF	2:14.683	2	0
DNF	507	Lars van Berkel	KNMV	NED/ Veghel	HONDA	Jumbo-Modifform-Theo Eggens R.	1	2:51.140	DNF	2:19.183	1	0
DNF	14	Marc de Reuver	KNMV	NED/ AMSTELVEEN	HONDA	BT Motorsport			DNF		0	0

Announcements

These results are provisional until the conclusion of any judicial and technical matters!

Started: 40 Classified: 29 Not classified: 11

Margin of Victory	Ø km/h	Best Lap Tm	km/h	Best Lap by
15.247	50,069	2:08.944	51,650	287 - Marcus Schiffer

Official Timing www.camp-company.de / www.motorsport-events.se

Orbits

Timekeeping Steffen Kirchhof:

Clerk of the course Holger Möller:

www.mylaps.com

Jury President Olaf Noack:

Reg. Nr MX 29/14

Licensed to: Camp Company GmbH

Printed: 20.07.2014 17:33:00

posted at: h



ADAC Schleswig-Holstein e.V.



Int. ADAC MX Masters Tensfeld

Klasse 1 Masters

Tensfeld 1,850 Km

2. Race

20.07.2014 16:35

Race (30:00 and 2 Laps) started at 16:54:25

Lap	Time of Day	Lap Tm	S1 Tm	S2 Tm	Lap	Time of Day	Lap Tm	S1 Tm	S2 Tm
1	16:57:05.406	2:16.630	1:06.922	1:09.708					
2	16:59:17.449	2:12.043	1:04.460	1:07.583					
3	17:01:32.441	2:14.992	1:05.584	1:09.408					
4	17:03:48.014	2:15.573	1:06.758	1:08.815					
5	17:06:02.819	2:14.805	1:05.335	1:09.470					
6	17:08:16.152	2:13.333	1:05.141	1:08.192					
7	17:10:30.648	2:14.496	1:05.592	1:08.904					
8	17:12:50.119	2:19.471	1:09.022	1:10.449					
9	17:15:12.392	2:22.273	1:07.049	1:15.224					

(61) Herjan Brakke

1	16:56:58.153	2:08.754	1:03.019	1:05.735
2	16:59:07.340	2:09.187	1:02.870	1:06.317
3	17:01:17.098	2:09.758	1:03.225	1:06.533
4	17:03:26.973	2:09.875	1:03.089	1:06.786
5	17:05:39.558	2:12.585	1:04.528	1:08.057
6	17:07:51.109	2:11.551	1:04.028	1:07.523
7	17:10:01.321	2:10.212	1:03.966	1:06.246
8	17:12:11.583	2:10.262	1:03.706	1:06.556

(44) Jan Uhlig

1	16:57:15.438	2:21.753	1:10.102	1:11.651
2	16:59:32.225	2:16.787	1:07.616	1:09.171
3	17:01:48.962	2:16.737	1:06.728	1:10.009
4	17:04:07.109	2:18.147	1:06.665	1:11.482
5	17:06:24.599	2:17.490	1:08.780	1:08.710
6	17:08:43.520	2:18.921	1:08.020	1:10.901
7	17:11:02.191	2:18.671	1:07.551	1:11.120

(36) Michel Kaschny

1	16:57:20.856	2:24.225	1:12.249	1:11.976
2	16:59:39.568	2:18.712	1:06.598	1:12.114
3	17:02:02.479	2:22.911	1:09.958	1:12.953
4	17:04:25.194	2:22.715	1:10.204	1:12.511
5	17:06:48.732	2:23.538	1:10.382	1:13.156
6	17:09:11.152	2:22.420	1:10.873	1:11.547
7	17:13:21.183	4:10.031	1:15.727	2:54.304

(25) Petr Smitka

1	16:57:18.033	2:23.189	1:11.974	1:11.215
2	16:59:34.245	2:16.212	1:06.602	1:09.610
3	17:01:50.766	2:16.521	1:05.931	1:10.590
4	17:04:11.666	2:20.900	1:09.124	1:11.776
5	17:06:55.494	2:43.828	1:10.370	1:33.458
6	17:09:30.820	2:35.326	1:10.546	1:24.780

(53) Cerial Klein Kromhof

1	16:57:01.409	2:11.201	1:05.107	1:06.094
2	16:59:10.809	2:09.400	1:03.358	1:06.042
3	17:01:24.141	2:13.332	1:06.198	1:07.134
4	17:03:33.860	2:09.719	1:02.990	1:06.729

(122) Hannes Volber

1	16:57:14.540	2:21.415	1:09.860	1:11.555
2	16:59:29.440	2:14.900	1:07.077	1:07.823
3	17:01:46.986	2:17.546	1:06.192	1:11.354
4	17:04:00.693	2:13.707	1:05.141	1:08.566

(291) Filip Thuresson

1	16:57:07.800	2:17.158	1:07.275	1:09.883
2	16:59:22.483	2:14.683	1:05.515	1:09.168
3	17:01:42.889	2:20.406	1:07.675	1:12.731
4	17:09:45.306	8:02.417	1:10.079	6:52.338

(507) Lars van Berkel

1	16:57:16.148	2:19.183	1:09.902	1:09.281
---	--------------	----------	----------	----------

Int. ADAC MX Masters Tensfeld

Lapchart

Klasse 1 Masters

Tensfeld 1,850 Km

2. Race

20.07.2014 16:35

Race (30:00 and 2 Laps) started at 16:54:25

Competitors	Laps																	
		0	1	2	3	4	5	6	7	8	9	10	11	12	13	14	15	16
Günter Schmidinger (49)	1	49	249	61	61	61	287	287	287	287	287	287	287	287	287	287	287	287
Nikolaj Larsen (249)	2	249	61	249	287	287	61	61	61	61	451	451	451	451	451	451	451	451
Dennis Ullrich (149)	3	149	149	287	766	766	766	766	766	451	766	766	766	766	766	766	766	766
Nick Triest (590)	4	590	287	53	249	53	11	451	451	766	149	149	149	149	149	149	149	149
Herjan Brakke (61)	5	61	53	149	53	11	451	11	11	11	91	91	11	11	11	11	11	11
Marcus Schiffer (287)	6	287	49	766	451	451	149	149	91	91	11	11	5	5	5	5	5	5
Ceriel Klein Kromhof (53)	7	53	766	451	11	149	824	91	149	149	824	5	824	824	71	71	71	71
Filip Thuresson (291)	8	291	451	11	149	824	91	824	824	824	5	824	71	71	824	824	824	824
Harri Kullas (451)	9	451	222	49	49	91	5	5	5	5	71	71	249	249	249	249	249	249
Nikolay Paschinskiy (116)	10	116	11	222	222	222	222	590	590	71	249	249	156	156	156	156	156	156
Pascal Rauchenecker (766)	11	766	590	590	824	5	590	249	71	249	156	156	136	136	91	91	91	91
Nick Kouwenberg (824)	12	824	824	824	91	49	249	71	249	590	590	136	727	49	136	136	136	136
Mike Stender (26)	13	26	291	91	590	590	71	222	156	156	136	49	49	91	49	49	49	49
Ron Noffz (222)	14	222	727	291	5	249	156	156	136	136	49	727	64	26	26	26	488	488
Sébastien Pourcel (11)	15	11	91	5	71	71	49	136	222	49	727	64	91	727	488	488	26	26
Stefan Kjer Olsen (136)	16	136	26	727	727	156	136	49	49	727	26	26	26	488	727	116	116	116
Boris Maillard (727)	17	727	136	136	156	136	727	727	727	222	64	488	488	116	116	727	727	727
Jeremy Seewer (91)	18	91	156	26	136	727	26	26	26	26	161	161	161	161	161	161	161	161
Hannes Volber (122)	19	122	5	71	291	26	887	161	64	64	488	116	116	30	30	30	30	30
Angus Heidecke (156)	20	156	71	156	26	887	161	887	161	161	702	30	30	73	73	73	73	73
Jan Uhlig (44)	21	44	702	887	887	122	702	64	702	488	116	887	73	64	702	702	702	702
Christian Brockel (71)	22	71	161	161	161	161	116	702	488	702	887	702	887	887	887	887	887	887
Kim O. Sörensen (887)	23	887	887	122	122	702	64	488	887	887	30	73	702	702	350	114	114	114
Davide von Zitzewitz (114)	24	114	122	702	702	116	44	116	44	116	73	350	350	350	114	350	350	350
Petr Smitka (25)	25	25	44	44	44	44	488	44	30	30	350	231	114	114	231	231	231	231
Lars Reuther (161)	26	161	507	116	116	64	30	30	116	73	231	114	231	231	64	222	222	222
Rikard Hansson (73)	27	73	116	30	25	30	73	73	73	350	114	222	222	222	222	142	142	142
Kevin Wouts (5)	28	5	30	25	30	488	350	350	350	231	222	941	941	941	142	941	941	941
Nicolai M Hansen (702)	29	702	25	73	64	25	231	231	231	114	941	142	142	142	142	941		
Jeffrey Meurs (941)	30	941	73	64	73	73	114	114	114	941	142	981	981	981	981			



ADAC Schleswig-Holstein e.V.

**Int. ADAC MX Masters Tensfeld 19. - 20. Juli 2014****MX Masters****Track length: 1.850 m****Eventresults Tensfeld****Date: 19th and 20th of July 2014**

Pos.	No.	Name	Nat./Hometown	Trademark	Entrant / Team	Race 1		Race 2		total
						Points	Pos	Points	Pos	
1	287	Schiffer, Marcus	GER/ Weilerswist	SUZUKI	Team Suzuki Waldmann	15	6	25	1	40
2	451	Kullas, Harri	FIN/ Helsinki	KTM	Sahkar KTM Racing	18	4	22	2	40
3	766	Rauchenecker, Pascal	AUT/ Peterskirchen	KTM	HSV-Ried / COFAIN Racing KTM	20	3	20	3	40
4	149	Ullrich, Dennis	GER/ Saarlouis	KTM	KTM Sarholz Racing Team	16	5	18	4	34
5	5	Wouts, Kevin	BEL/ HOBOKEN	KAWASAKI	MONSTER ENERGY KAWASAKI ELF TEA	13	8	15	6	28
6	11	Pourcel, Sébastien	FRA/ Fontanes	KTM	KTM Sarholz Racing Team	10	11	16	5	26
7	249	Larsen, Nikolaj	DEN/ Naestved	HONDA	KMP Honda Repsol Racing	14	7	12	9	26
8	14	de Reuver, Marc	NED/ AMSTELVEEN	HONDA	BT Motorsport	25	1	0	DNF	25
9	71	Brockel, Christian	GER/ Petershagen	KTM	Team KTM GST-Berlin	9	12	14	7	23
10	53	Klein Kromhof, Cerial	NED/ Daarlerveen	KTM	HSF Logistics Motorsport	22	2	0	DNF	22
11	49	Schmidinger, Günter	AUT/ Waldneukirchen	HONDA	TEAM MIBAG SCHMIDINGER	12	9	8	13	20
12	156	Heidecke, Angus	GER/ Freiberg	KTM	Kalli Racing Team	8	13	11	10	19
13	91	Seewer, Jeremy	SUI/ Bülach	SUZUKI	Rockstar Energy Suzuki Europe	6	15	10	11	16
14	824	Kouwenberg, Nick	NED/ Drunen	SUZUKI	TEAM CASTROL POWER1 MOTO-WEB	0	24	13	8	13
15	26	Stender, Mike	GER/ Eutin	SUZUKI	Team Castrol Power 1 Moto-Web	7	14	6	15	13
16	590	Triest, Nick	BEL/ Lommel	YAMAHA		11	10	0	DNF	11
17	136	Kjer Olsen, Stefan	DEN/ Sønderborg	KAWASAKI	STC Racing	0	21	9	12	9
18	488	van der Vlist, Freek	NED/ Apeldoorn	KTM	HSF Logistics Motorsport	0	32	7	14	7
19	727	Maillard, Boris	FRA/ GIGNAC	KAWASAKI	MONSTER ENERGY KAWASAKI ELF TEA	3	18	4	17	7
20	116	Paschinskiy, Nikolay	UKR/ Grünheide	KTM	KTM GST/ GARIN MX Sport	1	20	5	16	6
21	64	Thury, Dominique	GER/ SCHNEEBERG	KAWASAKI	MONSTER ENERGY KAWASAKI ELF TEA	5	16	0	DNF	5
22	507	van Berkel, Lars	NED/ Veghel	HONDA	Jumbo-Modiform-Theo Eggens Racing	4	17	0	DNF	4
23	161	Reuther, Lars	GER/ Pleidelsheim	KTM	KTM Sarholz Racing Team	0	22	3	18	3
24	30	Von Schoting, Max	SWE/ Enköping	HONDA	Troy Lee Designes/ Honda Sweden	0	26	2	19	2
25	44	Uhlig, Jan	GER/ Lugau	KTM	Kalli Racing Team	2	19	0	DNF	2
26	73	Hansson, Rikard	SWE/ skövde	KTM	KTM Scandinavia/Stombergs CM	0	28	1	20	1
27	702	Hansen, Nicolai M	DEN/ Silkeborg	SUZUKI	Team AB-Racing by Suzuki Reinecke	0	25	0	21	0
28	887	Sörensen, Kim O.	DEN/ Fjerritslev	KAWASAKI	Sturm Racing Team	0	DNF	0	22	0
29	114	von Zitzewitz, Davide	GER/ Wangels	KTM	BvZ Racing Team	0	29	0	23	0
30	350	Hage, Stefan	GER/ Goes	HUSQVARNA	Husqvarna SKS Racing Team NL	0	27	0	24	0
31	231	Jensen, Kasper	DEN/ Sønderborg	YAMAHA	AC Motec Yamaha Deutschland	0	23	0	25	0
32	222	Noffz, Ron	GER/ Greifswald	KTM	Kalli Racing Team	0	DNF	0	26	0
33	142	Lofquist, Franz	SWE/ kavlinge	HONDA		0	31	0	27	0
34	941	Meurs, Jeffrey	NED/ Heilbronn	SUZUKI	Suzuki Reinecke	0	DNF	0	28	0
35	981	Schaller, Maik	GER/ Rudersberg	KTM	KTM Kosak Racing	0	34	0	29	0
36	61	Brakke, Herjan	NED/ Staphorst	KAWASAKI	HB Gebben Motoren Kawasaki	0	DNF	0	DNF	0
37	291	Thuresson, Filip	SWE/ Uddevalla	HONDA	KMP-Honda-Repsol-Racing Team	0	33	0	DNF	0
38	122	Volber, Hannes	GER/ Gardelegen OT Alge	SUZUKI	Team Castrol Power 1 Moto-Web	0	DNF	0	DNF	0
39	25	Smitka, Petr	CZE/ Mesto Touskov	KTM	COFAIN Racing KTM	0	DNF	0	DNF	0
40	36	Kaschny, Michel	GER/ Borstel-Hohenraden	KAWASAKI	Team 254 Castrol Power 1	0	30	0	DNF	0

Announcements: These results are provisional until the conclusion of any judicial and technical matters

Clerk of the course Holger Möller:

Jury President Olaf Noack:

Timekeeping Steffen Kirchhof:

Posted at: h

Printed: 20.07.2014 17:33

Reg. Nr MX 29/14



Int. ADAC MX Masters Tensfeld 19. - 20. Juli 2014

Constructors

Track length: 1.850 m

Eventresults Tensfeld

Date: 19th and 20th of July 2014

Pos.	Trademark	Race 1		Race 2		total Points
		Points	Pos	Points	Pos	
1	KTM	22	2	22	2	44
2	SUZUKI	15	6	25	1	40
3	HONDA	25	1	12	9	37
4	KAWASAKI	13	8	15	6	28
5	YAMAHA	11	10	0	25	11
6	HUSQVARNA	0	27	0	24	0

Announcements: These results are provisional until the conclusion of any judicial and technical matters

Clerk of the course Holger Möller:

Jury President Olaf Noack:

Timekeeping Steffen Kirchhof:

Posted at: h

Printed: 20.07.2014 17:33

Reg. Nr MX 29/14