



33. ADAC Motocross Jauer

Klasse 2 Youngster Cup

Am Hahneberg 1,710 Km

Practice odd numbers

09.08.2014 09:00

Practice (25:00 Time) started at 9:00:28

Pos	No.	Name	FNM	Nat/Hometown	Trademark	Entrant / Team	Laps	Best Tm	Diff	In Lap	km/h
1	245	Kade Tinker-Walker	FMI	CAN/ medicina	SUZUKI	Team Castellari	10	1:47.120		10	57,468
2	831	Tomasz Wysocki	PZM	POL/ CHORZÓW	KTM		9	1:47.309	0.189	6	57,367
3	99	Jorge Zaragoza	RFME	ESP/ VALENCIA	KAWASAKI	MONSTER ENERGY KAWASAKI ELF TEAM	9	1:47.560	0.440	6	57,233
4	29	Henry Jacobi	DMSB	GER/ Bad Sulza	KTM	KTM Sarholz Racing Team	9	1:48.286	1.166	8	56,849
5	613	Vaclav Kovar	ACCR	CZE/ Protivin	KTM	COFAIN Racing Team	9	1:48.370	1.250	9	56,805
6	377	Martin Krc	ACCR	CZE/ Sternberk	KTM	SZA-STAV racing team	10	1:48.403	1.283	8	56,788
7	381	Iker Larrañaga Olano	RFME	GER/ Vitoria-Gasteiz	HUSQVARNA		9	1:49.052	1.932	6	56,450
8	595	Cedric Grobben	FMB	BEL/ Oplabbek	YAMAHA	Team Yamaha Motor Deutschland- AC M	9	1:49.118	1.998	9	56,416
9	315	Gianluca Ecca	DMSB	GER/ Alpen	SUZUKI	Castrol Power 1 Moto-Web	9	1:49.319	2.199	5	56,312
10	189	Mika Kordbarlag	DMSB	GER/ Schloß Holte	KTM	Team KTM-GST Berlin	9	1:49.778	2.658	7	56,077
11	15	Stefan Ekerold	DMSB	GER/ Weiskirchen	KTM	Ekerold Motorsport	9	1:49.999	2.879	8	55,964
12	825	Philipp Karner	OeAMTC	AUT/ Prinzersdorf	HUSQVARNA	ÖMRC JLaw Racing Team	8	1:50.606	3.486	8	55,657
13	85	Marcus-Lee Soper	ACU	GBR/ Elsendorp	SUZUKI	Suzuki Team marXparts-Motocenter Heg	9	1:51.237	4.117	9	55,341
14	131	Bernhard Ekerold	DMSB	GER/ Weiskirchen	KTM	Ekerold Motorsport	9	1:51.335	4.215	9	55,293
15	435	Sam Korneliussen	DMU	DEN/ aalborg sv	KAWASAKI	STURM RACING TEAM	9	1:51.335	4.215	9	55,293
16	799	Emil Jepsen	DMU	DEN/ Soenderborg	HONDA	KMP Honda Repsol Racing Team	9	1:51.472	4.352	8	55,225
17	331	Ondrej Brendl	ACCR	CZE/ Skute?	KTM	Mefo Sport Racing Team	9	1:51.654	4.534	8	55,135
18	173	Jonas Larsen	DMU	DEN/ skanderborg	HONDA	KMP-REPSOL-Honda	9	1:51.674	4.554	5	55,125
19	43	Niklas Raths	DMSB	GER/ Niederzier	SUZUKI	Sturm Racing Team	8	1:51.716	4.596	7	55,104
20	907	Dennis Wolff	DMSB	GER/ Leverkusen	SUZUKI	Team Suzuki Reinecke	8	1:52.142	5.022	6	54,895
21	227	Vincent Gallwitz	DMSB	GER/ Rheinberg	YAMAHA	Team Yamaha Motor Deutschland- AC M	9	1:52.840	5.720	9	54,555
22	137	Luca Bruggmann	FMS	LIE/ Balzers (FL)	KTM	KTM Team marXparts-Motocenter Hegau	8	1:53.056	5.936	5	54,451
23	899	Nils Gehrke	DMSB	GER/ Kaltenholz	SUZUKI	Team AB-Racing by Suzuki Reinecke	9	1:53.124	6.004	8	54,418
24	127	Nico Busch	DMSB	GER/ Nützen	KTM	BvZ Racing Team	8	1:53.480	6.360	6	54,247
25	211	Fabian Strobel	DMSB	GER/ Bernstadt	SUZUKI	Team Suzuki Waldmann	8	1:53.726	6.606	8	54,130
26	751	Dominik Joppich	DMSB	GER/ Neubiberg	HONDA	MXC.de Racing-Team	9	1:54.019	6.899	7	53,991
27	205	Patric Schnegg	FMS	SUI/ Gränichen	KAWASAKI	H Four MX-Raceland	9	1:54.221	7.101	5	53,896
28	133	Robin Sujatta	DMSB	GER/ Rheurdt	SUZUKI	Twenty Suspension Suzuki	9	1:54.261	7.141	9	53,877
29	125	Marjüs Harlacher	DMSB	GER/ Maselheim	HONDA	Team Honda Waldmann	8	1:54.368	7.248	4	53,826
30	951	Kevin Sayda	DMSB	GER/ Aichach	KAWASAKI	Sturm Racing Team	8	1:56.807	9.687	8	52,702
31	503	Oliver Kaas	DMSB	GER/ Schwanstett	HONDA	Rockstar Meyer Honda Racing	8	1:57.134	10.014	6	52,555
32	961	Dario Haker	DMSB	GER/ Grönwohld	TM	Eckert Maxxis TM Racing Team	7	1:59.273	12.153	5	51,613

Announcements

#99 without transponder

Official Timing www.camp-company.de / www.motorsport-events.se

Orbits

Timekeeping Steffen Kirchhof:

Clerk of the course Uwe Petzold:

Jury President Olaf Noack:

Reg. Nr MX 32/14

www.mylaps.com

Printed: 09.08.2014 09:28:02

posted at:

h

Licensed to: Camp Company GmbH



33. ADAC Motocross Jauer

Klasse 2 Youngster Cup

Am Hahneberg 1,710 Km

Practice odd numbers

09.08.2014 09:00

Practice (25:00 Time) started at 9:00:28

Lap	Time of Day	Lap Tm	S1 Tm	S2 Tm	Lap	Time of Day	Lap Tm	S1 Tm	S2 Tm
(245) Kade Tinker-Walker					(381) Iker Larrañaga Olano				
1	9:08:51.086	1:56.462	1:05.859	50.603	1	9:08:54.239	1:57.840	1:06.074	51.766
2	9:10:44.105	1:53.019	1:02.650	50.369	2	9:10:45.627	1:51.388	1:01.965	49.423
3	9:12:34.479	1:50.374	1:01.467	48.907	3	9:12:42.315	1:56.688	1:01.344	55.344
4	9:14:27.146	1:52.667	1:00.755	51.912	4	9:14:31.929	1:49.614	1:00.701	48.913
5	9:16:26.833	1:59.687	1:02.433	57.254	5	9:16:36.371	2:04.442	1:07.679	56.763
6	9:18:14.576	1:47.743	59.689	48.054	6	9:18:25.423	1:49.052	1:00.105	48.947
7	9:20:03.179	1:48.603	1:00.247	48.356	7	9:21:41.539	3:16.116	2:17.562	58.554
8	9:22:38.268	2:35.089	1:27.271	1:07.818	8	9:23:31.082	1:49.543	1:00.206	49.337
9	9:24:26.326	1:48.058	59.592	48.466	9	9:25:43.533	2:12.451	1:11.680	1:00.771
10	9:26:13.446	1:47.120	58.787	48.333	(595) Cedric Grobben				
(831) Tomasz Wysocki					1	9:09:44.025	2:01.147	1:08.896	52.251
1	9:09:31.978	2:02.147	1:11.230	50.917	2	9:11:40.495	1:56.470	1:04.777	51.693
2	9:11:27.383	1:55.405	1:04.717	50.688	3	9:13:33.919	1:53.424	1:03.332	50.092
3	9:13:29.060	2:01.677	1:09.628	52.049	4	9:15:24.758	1:50.839	1:01.611	49.228
4	9:15:17.514	1:48.454	59.593	48.861	5	9:18:08.769	2:44.011	1:13.745	1:30.266
5	9:17:29.892	2:12.378	1:18.620	53.758	6	9:19:58.807	1:50.038	1:00.519	49.519
6	9:19:17.201	1:47.309	59.099	48.210	7	9:22:24.373	2:25.566	1:26.486	59.080
7	9:22:42.566	3:25.365	2:32.051	53.314	8	9:24:13.800	1:49.427	1:00.671	48.756
8	9:24:43.308	2:00.742	1:10.357	50.385	9	9:26:02.918	1:49.118	1:00.545	48.573
9	9:26:39.958	1:56.650	1:01.086	55.564	(99) Jorge Zaragoza				
(99) Jorge Zaragoza					1	9:09:34.475	2:11.649	1:14.706	56.943
1	9:08:49.649	1:56.097			2	9:11:40.282	2:05.807	1:09.561	56.246
2	9:10:40.925	1:51.276			3	9:13:38.265	1:57.983	1:05.643	52.340
3	9:12:30.060	1:49.135			4	9:15:28.472	1:50.207	1:01.064	49.143
4	9:14:24.333	1:54.273			5	9:17:17.791	1:49.319	1:00.014	49.305
5	9:16:26.142	5:01.809			6	9:21:01.795	3:44.004	2:47.035	56.969
6	9:21:13.702	1:47.560			7	9:23:03.670	2:01.875	1:06.227	55.648
7	9:23:25.643	2:11.941			8	9:24:54.257	1:50.587	1:00.353	50.234
8	9:25:26.343	2:00.700			9	9:27:30.149	2:35.892	1:16.306	1:19.586
9	9:27:18.025	1:51.682			(315) Gianluca Ecca				
(29) Henry Jacobi					1	9:09:08.215	2:03.603	1:09.876	53.727
1	9:09:28.788	2:08.701	1:11.255	57.446	2	9:11:04.764	1:56.549	1:04.128	52.421
2	9:11:29.679	2:00.891	1:05.181	55.710	3	9:13:04.629	1:59.865	1:07.029	52.836
3	9:13:20.243	1:50.564	1:00.526	50.038	4	9:15:00.825	1:56.196	1:04.422	51.774
4	9:15:34.913	2:14.670	1:09.622	1:05.048	5	9:16:50.790	1:49.965	1:00.229	49.736
5	9:17:26.782	1:51.869	59.497	52.372	6	9:20:37.863	3:47.073	2:55.385	51.688
6	9:19:16.245	1:49.463	59.996	49.467	7	9:22:27.641	1:49.778	1:00.116	49.662
7	9:23:29.836	4:13.591	3:07.585	1:06.006	8	9:24:33.089	2:05.448	1:12.643	52.805
8	9:25:18.122	1:48.286	59.329	48.957	9	9:26:26.171	1:53.082	59.628	53.454
9	9:27:17.436	1:59.314	1:00.010	59.304	(15) Stefan Ekerold				
(613) Vaclav Kovar					1	9:09:46.407	1:59.715	1:06.592	53.123
1	9:08:49.164	1:57.446	1:06.702	50.744	2	9:11:45.520	1:59.113	1:05.415	53.698
2	9:10:43.313	1:54.149	1:03.795	50.354	3	9:13:52.422	2:06.902	1:08.622	58.280
3	9:12:35.590	1:52.277	1:01.790	50.487	4	9:15:44.069	1:51.647	1:01.862	49.785
4	9:14:41.035	2:05.445	1:06.696	58.749	5	9:17:36.594	1:52.525	1:02.216	50.309
5	9:16:30.171	1:49.136	1:00.212	48.924	6	9:19:27.494	1:50.900	1:01.973	48.927
6	9:18:30.187	2:00.016	1:00.271	59.745	7	9:21:36.658	2:09.164	1:07.326	1:01.838
7	9:22:00.115	3:29.928	2:24.494	1:05.434	8	9:23:26.657	1:49.999	1:00.714	49.285
8	9:23:48.828	1:48.713	59.662	49.051	9	9:27:05.324	3:38.667	2:31.214	1:07.453
9	9:25:37.198	1:48.370	59.475	48.895	(825) Philipp Karner				
(377) Martin Krc					1	9:09:25.657	2:10.522	1:12.890	57.632
1	9:08:55.768	1:57.871	1:06.832	51.039	2	9:11:32.404	2:06.747	1:09.631	57.116
2	9:10:47.328	1:51.560	1:01.553	50.007	3	9:13:25.199	1:52.795	1:02.646	50.149
3	9:12:38.161	1:50.833	1:00.896	49.937	4	9:15:41.153	2:15.954	1:12.821	1:03.133
4	9:14:28.987	1:50.826	1:01.629	49.197	5	9:17:48.540	2:07.387	1:05.839	1:01.548
5	9:16:19.956	1:50.969	1:01.337	49.632	6	9:19:39.688	1:51.148	1:01.402	49.746
6	9:18:09.691	1:49.735	1:00.447	49.288	7	9:24:58.095	5:18.407	4:15.907	1:02.500
7	9:21:25.100	3:15.409	2:17.125	58.284					
8	9:23:13.503	1:48.403	59.694	48.709					



33. ADAC Motocross Jauer


Klasse 2 Youngster Cup

Am Hahneberg 1,710 Km

Practice odd numbers

09.08.2014 09:00

Practice (25:00 Time) started at 9:00:28



Lap	Time of Day	Lap Tm	S1 Tm	S2 Tm	Lap	Time of Day	Lap Tm	S1 Tm	S2 Tm
8	9:26:48.701	1:50.606	1:01.149	49.457	9	9:27:07.161	1:52.232	1:02.264	49.968
(85) Marcus-Lee Soper					(43) Niklas Raths				
1	9:09:48.034	2:09.217	1:15.973	53.244	1	9:09:42.970	2:10.431	1:15.442	54.989
2	9:11:50.571	2:02.537	1:06.199	56.338	2	9:11:38.146	1:55.176	1:03.788	51.388
3	9:14:06.518	2:15.947	1:16.546	59.401	3	9:13:46.150	2:08.004	1:11.063	56.941
4	9:15:59.426	1:52.908	1:02.468	50.440	4	9:15:38.171	1:52.021	1:01.758	50.263
5	9:17:51.667	1:52.241	1:01.676	50.565	5	9:17:43.098	2:04.927	1:09.886	55.041
6	9:20:19.844	2:28.177	1:29.991	58.186	6	9:21:17.236	3:34.138	2:37.412	56.726
7	9:22:11.369	1:51.525	1:01.535	49.990	7	9:23:08.952	1:51.716	1:02.147	49.569
8	9:24:51.229	2:39.860	1:37.387	1:02.473	8	9:25:58.880	2:49.928	1:50.699	59.229
9	9:26:42.466	1:51.237	1:01.522	49.715	(907) Dennis Wolff				
(131) Bernhard Ekerold					1	9:09:14.568	2:06.153	1:13.262	52.891
1	9:09:06.952	2:04.207	1:10.444	53.763	2	9:11:12.216	1:57.648	1:05.137	52.511
2	9:11:06.871	1:59.919	1:06.650	53.269	3	9:13:05.901	1:53.685	1:02.471	51.214
3	9:13:00.387	1:53.516	1:03.426	50.090	4	9:15:26.194	2:20.293	1:19.040	1:01.253
4	9:14:57.983	1:57.596	1:05.070	52.526	5	9:18:51.177	3:24.983	2:26.075	58.908
5	9:16:49.677	1:51.694	1:01.602	50.092	6	9:20:43.319	1:52.142	1:01.854	50.288
6	9:20:11.214	3:21.537	2:29.945	51.592	7	9:25:05.481	4:22.162	2:59.143	1:23.019
7	9:22:03.680	1:52.466	1:02.738	49.728	8	9:27:40.547	2:35.066	1:31.643	1:03.423
8	9:24:00.631	1:56.951	1:04.252	52.699	(227) Vincent Gallwitz				
9	9:25:51.966	1:51.335	1:01.612	49.723	1	9:09:04.804	2:01.611	1:08.060	53.551
(435) Sam Korneliussen					2	9:11:01.803	1:56.999	1:03.531	53.468
1	9:09:01.745	2:00.590	1:07.552	53.038	3	9:12:55.814	1:54.011	1:03.199	50.812
2	9:11:02.666	2:00.921	1:08.244	52.677	4	9:15:20.322	2:24.508	1:30.823	53.685
3	9:12:57.273	1:54.607	1:03.861	50.746	5	9:18:38.701	3:18.379	2:23.474	54.905
4	9:14:52.552	1:55.279	1:04.458	50.821	6	9:20:31.985	1:53.284	1:02.451	50.833
5	9:16:46.045	1:53.493	1:02.790	50.703	7	9:22:25.531	1:53.546	1:02.902	50.644
6	9:18:40.331	1:54.286	1:02.979	51.307	8	9:24:29.373	2:03.842	1:05.532	58.310
7	9:23:36.689	4:56.358	4:03.072	53.286	9	9:26:22.213	1:52.840	1:02.456	50.384
8	9:25:28.898	1:52.209	1:02.125	50.084	(137) Luca Bruggmann				
9	9:27:20.233	1:51.335	1:01.653	49.682	1	9:09:32.888	2:11.496	1:14.240	57.256
(799) Emil Jepsen					2	9:11:37.705	2:04.817	1:12.456	52.361
1	9:09:02.575	2:02.339	1:09.857	52.482	3	9:13:39.480	2:01.775	1:09.746	52.029
2	9:10:59.517	1:56.942	1:05.026	51.916	4	9:16:05.854	2:26.374	1:16.948	1:09.426
3	9:12:53.502	1:53.985	1:02.466	51.519	5	9:17:58.910	1:53.056	1:02.733	50.323
4	9:14:51.351	1:57.849	1:02.647	55.202	6	9:19:52.302	1:53.392	1:02.745	50.647
5	9:16:44.147	1:52.796	1:01.899	50.897	7	9:24:07.091	4:14.789	2:52.712	1:22.077
6	9:18:36.451	1:52.304	1:01.407	50.897	8	9:26:32.101	2:25.010	1:19.603	1:05.407
7	9:22:01.715	3:25.264	2:24.379	1:00.885	(899) Nils Gehrke				
8	9:23:53.187	1:51.472	1:00.934	50.538	1	9:09:45.859	2:21.289	1:17.948	1:03.341
9	9:26:06.310	2:13.123	1:08.550	1:04.573	2	9:11:46.200	2:00.341	1:07.157	53.184
(331) Ondrej Brendl					3	9:13:42.636	1:56.436	1:03.838	52.598
1	9:09:54.266	2:12.407	1:17.744	54.663	4	9:15:37.111	1:54.475	1:03.100	51.375
2	9:11:58.134	2:03.868	1:10.285	53.583	5	9:17:49.152	2:12.041	1:12.640	59.401
3	9:13:55.917	1:57.783	1:06.320	51.463	6	9:20:01.004	2:11.852	1:09.450	1:02.402
4	9:15:53.464	1:57.547	1:06.701	50.846	7	9:21:54.401	1:53.397	1:01.679	51.718
5	9:17:46.209	1:52.745	1:02.952	49.793	8	9:23:47.525	1:53.124	1:02.550	50.574
6	9:20:06.352	2:20.143	1:17.732	1:02.411	9	9:26:45.335	2:57.810	1:40.893	1:16.917
7	9:22:09.829	2:03.477	1:09.732	53.745	(127) Nico Busch				
8	9:24:01.483	1:51.654	1:01.726	49.928	1	9:09:30.551	2:11.990	1:14.905	57.085
9	9:26:17.798	2:16.315	1:19.978	56.337	2	9:11:35.275	2:04.724	1:11.443	53.281
(173) Jonas Larsen					3	9:13:48.900	2:13.625	1:13.357	1:00.268
1	9:09:22.298	2:05.940	1:12.921	53.019	4	9:15:44.873	1:55.973	1:04.086	51.887
2	9:11:18.255	1:55.957	1:04.673	51.284	5	9:18:03.534	2:18.661	1:12.962	1:05.699
3	9:13:12.163	1:53.908	1:03.413	50.495	6	9:19:57.014	1:53.480	1:02.857	50.623
4	9:15:30.310	2:18.147	1:14.006	1:04.141	7	9:23:29.529	3:32.515	2:18.843	1:13.672
5	9:17:21.984	1:51.674	1:02.121	49.553	8	9:25:24.238	1:54.709	1:03.494	51.215
6	9:21:30.431	4:08.447	3:07.893	1:00.554	(211) Fabian Strobel				
7	9:23:22.411	1:51.980	1:02.416	49.564	1	9:09:21.142	2:09.894	1:13.608	56.286
8	9:25:14.929	1:52.518	1:02.032	50.486					

Timekeeping Steffen Kirchhof: *S. Will*

Clerk of the course Uwe Petzold:

Jury President Olaf Noack:

Reg. Nr MX 32/14

www.mylaps.com

Printed: 09.08.2014 09:28:36

posted at: h

Licensed to: Camp Company GmbH



33. ADAC Motocross Jauer

Klasse 2 Youngster Cup

Am Hahneberg 1,710 Km

Practice odd numbers

09.08.2014 09:00

Practice (25:00 Time) started at 9:00:28



Lap	Time of Day	Lap Tm	S1 Tm	S2 Tm	Lap	Time of Day	Lap Tm	S1 Tm	S2 Tm
2	9:11:24.319	2:03.177	1:09.601	53.576	5	9:18:34.271	3:19.010	2:24.043	54.967
3	9:13:22.995	1:58.676	1:05.026	53.650	6	9:20:31.405	1:57.134	1:04.675	52.459
4	9:15:35.737	2:12.742	1:08.476	1:04.266	7	9:22:49.008	2:17.603	1:14.913	1:02.690
5	9:17:36.069	2:00.332	1:07.953	52.379	8	9:26:44.156	3:55.148	2:59.004	56.144
6	9:19:44.647	2:08.578	1:11.019	57.559					
7	9:24:35.312	4:50.665	3:54.264	56.401					
8	9:26:29.038	1:53.726	1:03.411	50.315					

(751) Dominik Joppich

1	9:09:47.305	2:21.181	1:20.656	1:00.525
2	9:11:53.693	2:06.388	1:12.284	54.104
3	9:13:53.789	2:00.096	1:07.021	53.075
4	9:15:56.568	2:02.779	1:06.366	56.413
5	9:17:53.234	1:56.666	1:03.525	53.141
6	9:19:49.169	1:55.935	1:04.115	51.820
7	9:21:43.188	1:54.019	1:02.707	51.312
8	9:23:52.731	2:09.543	1:11.787	57.756
9	9:25:47.119	1:54.388	1:03.059	51.329

(961) Dario Haker

1	9:09:56.380	2:20.860	1:21.966	58.894
2	9:12:02.348	2:05.968	1:11.367	54.601
3	9:14:02.492	2:00.144	1:06.720	53.424
4	9:16:02.506	2:00.014	1:05.856	54.158
5	9:18:01.779	1:59.273	1:05.743	53.530
6	9:20:12.728	2:10.949	1:05.804	1:05.145
7	9:27:13.323	7:00.595	6:02.430	58.165

(205) Patric Schnegg

1	9:09:18.352	2:12.023	1:19.361	52.662
2	9:11:14.074	1:55.722	1:04.594	51.128
3	9:13:08.564	1:54.490	1:03.458	51.032
4	9:15:23.150	2:14.586	1:12.507	1:02.079
5	9:17:17.371	1:54.221	1:02.944	51.277
6	9:19:11.863	1:54.492	1:03.064	51.428
7	9:21:37.950	2:26.087	1:18.731	1:07.356
8	9:23:32.868	1:54.918	1:03.038	51.880
9	9:25:35.521	2:02.653	1:10.793	51.860

(133) Robin Sujatta

1	9:09:50.615	2:17.315	1:16.533	1:00.782
2	9:11:56.357	2:05.742	1:11.595	54.147
3	9:14:10.471	2:14.114	1:15.082	59.032
4	9:16:08.313	1:57.842	1:05.426	52.416
5	9:18:05.094	1:56.781	1:04.695	52.086
6	9:20:24.542	2:19.448	1:19.681	59.767
7	9:22:19.939	1:55.397	1:03.440	51.957
8	9:24:15.381	1:55.442	1:03.414	52.028
9	9:26:09.642	1:54.261	1:02.709	51.552

(125) Marijus Harlacher

1	9:09:00.483	2:02.876	1:08.829	54.047
2	9:10:56.677	1:56.194	1:04.577	51.617
3	9:12:52.457	1:55.780	1:03.844	51.936
4	9:14:46.825	1:54.368	1:02.984	51.384
5	9:20:56.705	6:09.880	5:14.047	55.833
6	9:23:06.703	2:09.998	1:09.451	1:00.547
7	9:25:07.755	2:01.052	1:03.255	57.797
8	9:27:18.616	2:10.861	1:12.073	58.788

(951) Kevin Sayda

1	9:09:40.854	2:13.580	1:16.421	57.159
2	9:11:51.035	2:10.181	1:15.451	54.730
3	9:13:53.418	2:02.383	1:08.304	54.079
4	9:15:51.871	1:58.453	1:05.109	53.344
5	9:19:02.228	3:10.357	2:16.414	53.943
6	9:21:00.003	1:57.775	1:05.368	52.407
7	9:22:57.320	1:57.317	1:04.610	52.707
8	9:24:54.127	1:56.807	1:04.562	52.245

(503) Oliver Kaas

1	9:09:01.354	2:02.400	1:08.317	54.083
2	9:11:00.740	1:59.386	1:05.657	53.729
3	9:13:08.005	2:07.265	1:11.824	55.441
4	9:15:15.261	2:07.256	1:10.197	57.059

Timekeeping Steffen Kirchhof: *S. Kirchhof*

Clerk of the course Uwe Petzold:

Jury President Olaf Noack:

Reg. Nr MX 32/14

Printed: 09.08.2014 09:28:36

posted at: h

www.mylaps.com

Licensed to: Camp Company GmbH



33. ADAC Motocross Jauer

Klasse 2 Youngster Cup

Am Hahneberg 1,710 Km

Practice even numbers

09.08.2014 09:30

Practice (25:00 Time) started at 9:30:10

Pos	No.	Name	FNM	Nat/Hometown	Trademark	Entrant / Team	Laps	Best Tm	Diff	In Lap	km/h
1	10	Calvin Vlaanderen	KNMV	NED/ Schmelz	KTM	KTM Bodo Schmidt Motorsports	10	1:46.320		9	57,901
2	318	Arminas Jasikonis	LMSF	LTU/ Anyksčiai	KTM	Steel Mustang Racing	9	1:47.753	1.433	9	57,131
3	346	Thomas Kjer Olsen	DMU	DEN/ Sønderborg	HONDA	STC Racing	8	1:47.818	1.498	5	57,096
4	794	Viktor Björklund	SVEMO	SWE/ Vasteras	KTM		8	1:49.353	3.033	7	56,295
5	494	Dave Versluis	KNMV	NED/ Assendelf	SUZUKI	Team Castrol Power 1 Moto-Web	8	1:49.580	3.260	5	56,178
6	430	Valtteri Malin	SML	FIN/ Porvoo	KTM	KTM Sarholz Racing Team	9	1:49.677	3.357	8	56,128
7	100	Stephan Büttner	DMSB	GER/ Schkölen	YAMAHA	Team Yamaha Motor Deutschland-AC Mc	10	1:49.936	3.616	4	55,996
8	128	Sven van de Mierden	KNMV	NED/ Valkenswaard	HUSQVARNA	Husquarna-SKS-Racing NL	8	1:50.041	3.721	7	55,943
9	8	George Cabal	FRM	ROU/ Brasov	KTM	KTM Kosak Racing	8	1:50.231	3.911	6	55,846
10	202	Jonas Nedved	ACCR	CZE/ Starý Plzeň	KTM	Buska ADOS KTM Team	9	1:50.460	4.140	8	55,731
11	278	Thomas Vermijl	FMB	BEL/ Helchteren	KTM	GPR Promo by Mefo	9	1:50.671	4.351	5	55,624
12	184	Marco König	DMSB	GER/ Ansbach	KTM	KOSAK Racing Team	9	1:50.793	4.473	9	55,563
13	226	Tom Koch	DMSB	GER/ Wormstedt	SUZUKI	ADAC Hessen-Thüringen MX Masters Ro	10	1:51.017	4.697	9	55,451
14	334	Mathias Gryning	DMU	DEN/ Slagelse	SUZUKI	AB Suzuki by Reinecke	9	1:51.072	4.752	4	55,424
15	178	Roy van Heugten	KNMV	NED/ Achterveld	KTM	Modiform mx team	9	1:51.197	4.877	8	55,361
16	282	Simone Croci	FMI	ITA/ Caronno Pert	KTM	M.C. Hornets	9	1:51.668	5.348	6	55,128
17	34	Toni Hoffmann	DMSB	GER/ Wismar	KTM	BvZ Racing Team	8	1:51.705	5.385	6	55,109
18	126	Moritz Schittenhelm	DMSB	GER/ Urbach	KTM	Alskom Race Factory / Mefo Sport	7	1:51.718	5.398	6	55,103
19	538	Michael Kratzer	OeAMTC	AUT/ Anger	KAWASAKI		9	1:51.871	5.551	7	55,028
20	38	Axel Van de Sande	FMB	BEL/ KERMT	KTM		9	1:52.512	6.192	5	54,714
21	118	Steffen Lütges	DMSB	GER/ Grevenbroic	SUZUKI	Motorrad Waldmann	10	1:52.514	6.194	10	54,713
22	464	Mike te Beest	KNMV	NED/ Duiven	KTM	Falcon Motorsports	7	1:52.535	6.215	5	54,703
23	180	Pascal Friedli	FMS	SUI/ Bottenwil	KAWASAKI	H Four MX-Raceland	8	1:52.639	6.319	7	54,652
24	612	Tim Ebinger	DMSB	GER/ Großaspach	HONDA		9	1:52.703	6.383	6	54,621
25	386	Luis Carstens	PZM	POL/ ?ukta	SUZUKI	Team DIGA-Procross	8	1:54.177	7.857	7	53,916
26	324	Alexander Banzirsch	OeAMTC	AUT/ Eidenberg	KTM	Team Bgtech - BRAUMANDL	9	1:54.307	7.987	8	53,855
27	712	Danny Neubauer	DMSB	GER/ Cunersdorf	KAWASAKI	Team Mx Point.de	9	1:54.498	8.178	5	53,765
28	166	Jon Mundhenk	DMSB	GER/ Bokel	KAWASAKI		6	1:55.086	8.766	6	53,490
29	536	Michael Sandner	OeAMTC	AUT/ Rainbach	KAWASAKI	Suzuki Team marXparts-Motocenter Heg	8	1:55.186	8.866	5	53,444
30	398	Leon Ast	DMSB	GER/ Blankenburg	YAMAHA		9	1:55.645	9.325	4	53,232
31	220	Xaver Hess	DMSB	GER/ Manching	YAMAHA	MXC.de Racing Team	7	1:55.700	9.380	2	53,207
32	224	Clemens Neurauter	OeAMTC	AUT/ Ötz	KTM		9	1:55.990	9.670	6	53,074
33	828	Dorian-Gabor Schirocki	DMSB	GER/ Geisenfeld	YAMAHA	MXC.de Racing Team	9	1:56.113	9.793	6	53,017
34	476	Hannes Wegner	DMSB	GER/ Belling	KTM	KTM GST / GARIN MX	8	1:56.768	10.448	5	52,720
35	290	Niko Franzmann	DMSB	GER/ Heiligenhafen	KTM	BVZ Racing Team	7	1:59.357	13.037	6	51,576
36	276	Rosell Joan David	RFME	ESP/ SANT ANTOI	YAMAHA	Team Yamaha Motor Deutschland- AC M	8	2:01.126	14.806	5	50,823
37	836	Christopher Grunert	DMSB	GER/ Potsdam, Gr	SUZUKI	ADAC Berlin-Brandenburg	2	2:08.809	22.489	2	47,792



33. ADAC Motocross Jauer

Klasse 2 Youngster Cup

Am Hahneberg 1,710 Km

Practice even numbers

09.08.2014 09:30

Practice (25:00 Time) started at 9:30:10

Lap	Time of Day	Lap Tm	S1 Tm	S2 Tm	Lap	Time of Day	Lap Tm	S1 Tm	S2 Tm
(10) Calvin Vlaanderen					(128) Sven van de Mierden				
1	9:38:40.407	1:57.020	1:05.132	51.888	1	9:38:29.479	2:00.860	1:08.492	52.368
2	9:40:33.395	1:52.988	1:02.022	50.966	2	9:40:27.116	1:57.637	1:04.411	53.226
3	9:42:21.620	1:48.225	59.788	48.437	3	9:42:17.259	1:50.143	1:00.226	49.917
4	9:44:25.800	2:04.180	1:06.144	58.036	4	9:44:07.195	1:49.936	1:00.164	49.772
5	9:46:12.916	1:47.116	58.835	48.281	5	9:46:09.454	2:02.259	1:07.971	54.288
6	9:48:26.245	2:13.329	1:16.687	56.642	6	9:48:10.594	2:01.140	1:06.391	54.749
7	9:50:12.601	1:46.356	58.167	48.189	7	9:50:01.111	1:50.517	1:00.420	50.097
8	9:52:23.554	2:10.953	1:13.032	57.921	8	9:51:51.866	1:50.755	1:00.617	50.138
9	9:54:09.874	1:46.320	57.968	48.352	9	9:54:09.049	2:17.183	1:17.776	59.407
10	9:56:20.636	2:10.762	1:10.621	1:00.141	10	9:55:59.295	1:50.246	1:00.316	49.930
(318) Arminas Jasikonis					(8) George Cabal				
1	9:38:27.427	1:56.827	1:05.009	51.818	1	9:39:13.939	2:01.657	1:08.411	53.246
2	9:40:22.461	1:55.034	1:03.572	51.462	2	9:41:13.980	2:00.041	1:04.517	55.524
3	9:42:14.095	1:51.634	1:00.901	50.733	3	9:43:05.579	1:51.599	1:01.490	50.109
4	9:44:04.165	1:50.070	1:00.217	49.853	4	9:44:56.728	1:51.149	1:01.036	50.113
5	9:48:08.124	4:03.959	3:00.313	1:03.646	5	9:50:46.773	5:50.045	4:47.576	1:02.469
6	9:50:19.282	2:11.158	1:13.984	57.174	6	9:52:37.004	1:50.231	1:00.321	49.910
7	9:52:08.129	1:48.847	59.485	49.362	7	9:55:11.637	2:34.633	1:24.870	1:09.763
8	9:54:19.158	2:11.029	1:10.712	1:00.317	8	9:57:02.081	1:50.444	1:00.634	49.810
9	9:56:06.911	1:47.753	58.780	48.973	(202) Jonas Nedved				
(346) Thomas Kjer Olsen					1	9:38:48.232	2:08.840	1:15.064	53.776
1	9:39:26.895	2:09.325	1:15.334	53.991	2	9:40:45.772	1:57.540	1:04.290	53.250
2	9:41:29.746	2:02.851	1:04.108	58.743	3	9:42:43.536	1:57.764	1:03.936	53.828
3	9:43:19.065	1:49.319	1:00.109	49.210	4	9:44:35.728	1:52.192	1:01.281	50.911
4	9:45:45.677	2:26.612	1:14.477	1:12.135	5	9:46:50.839	2:15.111	1:14.285	1:00.826
5	9:47:33.495	1:47.818	59.399	48.419	6	9:49:55.419	3:04.580	2:07.765	56.815
6	9:49:38.668	2:05.173	1:11.462	53.711	7	9:51:59.259	2:03.840	1:04.812	59.028
7	9:51:26.857	1:48.189	59.231	48.958	8	9:53:49.719	1:50.460	1:00.761	49.699
8	9:55:20.940	3:54.083	2:46.738	1:07.345	9	9:55:55.249	2:05.530	1:09.915	55.615
(794) Viktor Björklund					(278) Thomas Vermijl				
1	9:39:02.719	2:01.293	1:08.403	52.890	1	9:38:55.276	2:01.805	1:08.749	53.056
2	9:41:05.565	2:02.846	1:08.241	54.605	2	9:40:52.218	1:56.942	1:05.894	51.048
3	9:43:15.123	2:09.558	1:01.915	1:07.643	3	9:42:45.683	1:53.465	1:02.462	51.003
4	9:45:24.691	2:09.568	1:10.520	59.048	4	9:44:44.042	1:58.359	1:06.272	52.087
5	9:47:15.030	1:50.339	1:00.112	50.227	5	9:46:34.713	1:50.671	1:00.782	49.889
6	9:51:08.112	3:53.082	2:53.306	59.776	6	9:51:02.321	4:27.608	3:29.225	58.383
7	9:52:57.465	1:49.353	59.804	49.549	7	9:53:04.070	2:01.749	1:01.353	1:00.396
8	9:55:23.393	2:25.928	1:16.779	1:09.149	8	9:54:55.330	1:51.260	1:01.288	49.972
(494) Dave Versluis					(184) Marco König				
1	9:38:38.676	1:58.821	1:05.490	53.331	1	9:39:01.195	2:04.698	1:07.312	57.386
2	9:40:34.872	1:56.196	1:04.316	51.880	2	9:41:03.027	2:01.832	1:06.252	55.580
3	9:42:25.701	1:50.829	1:01.089	49.740	3	9:42:54.358	1:51.331	1:00.739	50.592
4	9:44:29.713	2:04.012	1:10.497	53.515	4	9:45:00.483	2:06.125	1:07.689	58.436
5	9:46:19.293	1:49.580	1:00.212	49.368	5	9:46:52.681	1:52.198	1:00.908	51.290
6	9:52:54.294	6:35.001	5:23.803	1:11.198	6	9:50:14.715	3:22.034	2:22.115	59.919
7	9:54:44.331	1:50.037	59.947	50.090	7	9:52:07.164	1:52.449	1:01.075	51.374
8	9:57:09.708	2:25.377	1:19.687	1:05.690	8	9:54:23.003	2:15.839	1:16.265	59.574
(430) Valterri Malin					(226) Tom Koch				
1	9:38:43.212	1:57.467	1:05.555	51.912	1	9:38:31.011	2:05.071	1:08.609	56.462
2	9:40:35.953	1:52.741	1:02.137	50.604					
3	9:42:29.306	1:53.353	1:02.894	50.459					
4	9:44:19.144	1:49.838	1:00.365	49.473					
5	9:46:09.738	1:50.594	1:00.551	50.043					
6	9:48:39.885	2:30.147	1:21.024	1:09.123					
7	9:50:59.554	2:19.669	1:20.545	59.124					
8	9:52:49.231	1:49.677	1:00.118	49.559					
9	9:55:09.129	2:19.898	1:20.652	59.246					



33. ADAC Motocross Jauer

Klasse 2 Youngster Cup

Am Hahneberg 1,710 Km

Practice even numbers

09.08.2014 09:30

Practice (25:00 Time) started at 9:30:10

Lap	Time of Day	Lap Tm	S1 Tm	S2 Tm	Lap	Time of Day	Lap Tm	S1 Tm	S2 Tm
2	9:40:28.703	1:57.692	1:04.709	52.983	4	9:45:04.385	1:53.869	1:03.394	50.475
3	9:42:20.441	1:51.738	1:01.334	50.404	5	9:47:08.925	2:04.540	1:09.737	54.803
4	9:44:13.122	1:52.681	1:01.718	50.963	6	9:49:17.327	2:08.402	1:11.316	57.086
5	9:46:23.703	2:10.581	1:13.308	57.273	7	9:51:09.198	1:51.871	1:01.600	50.271
6	9:48:16.599	1:52.896	1:02.166	50.730	8	9:53:18.425	2:09.227	1:11.462	57.765
7	9:50:09.668	1:53.069	1:02.004	51.065	9	9:55:12.052	1:53.627	1:02.503	51.124
8	9:52:25.189	2:15.521	1:17.817	57.704	(38) Axel Van de Sande				
9	9:54:16.206	1:51.017	1:00.683	50.334	1	9:38:45.794	1:58.765	1:05.944	52.821
10	9:56:29.828	2:13.622	1:13.961	59.661	2	9:40:50.998	2:05.204	1:04.183	1:01.021
(334) Mathias Gryning					3	9:43:01.177	2:10.179	1:02.969	1:07.210
1	9:39:42.382	2:01.314	1:07.695	53.619	4	9:44:54.060	1:52.883	1:02.294	50.589
2	9:41:40.840	1:58.458	1:06.284	52.174	5	9:46:46.572	1:52.512	1:02.007	50.505
3	9:43:43.727	2:02.887	1:06.692	56.195	6	9:50:08.147	3:21.575	2:20.260	1:01.315
4	9:45:34.799	1:51.072	1:00.979	50.093	7	9:52:00.927	1:52.780	1:02.274	50.506
5	9:48:41.625	3:06.826	2:02.813	1:04.013	8	9:53:53.659	1:52.732	1:02.042	50.690
6	9:50:54.416	2:12.791	1:13.894	58.897	9	9:56:03.327	2:09.668	1:13.601	56.067
7	9:52:47.034	1:52.618	1:01.728	50.890	(118) Steffen Lütges				
8	9:54:39.769	1:52.735	1:01.873	50.862	1	9:38:36.311	1:57.837	1:05.296	52.541
9	9:57:05.518	2:25.749	1:20.498	1:05.251	2	9:40:35.597	1:59.286	1:04.851	54.435
(178) Roy van Heugten					3	9:42:31.573	1:55.976	1:03.535	52.441
1	9:38:31.881	2:02.378	1:09.346	53.032	4	9:44:31.108	1:59.535	1:05.806	53.729
2	9:40:30.339	1:58.458	1:06.107	52.351	5	9:46:25.111	1:54.003	1:02.350	51.653
3	9:42:40.307	2:09.968	1:07.580	1:02.388	6	9:48:18.551	1:53.440	1:02.095	51.345
4	9:44:33.116	1:52.809	1:01.892	50.917	7	9:50:30.122	2:11.571	1:13.799	57.772
5	9:46:42.246	2:09.130	1:09.873	59.257	8	9:52:37.807	2:07.685	1:09.558	58.127
6	9:48:34.944	1:52.698	1:01.197	51.501	9	9:54:42.430	2:04.623	1:07.324	57.299
7	9:53:13.836	4:38.892	3:11.897	1:26.995	10	9:56:34.944	1:52.514	1:01.546	50.968
8	9:55:05.033	1:51.197	1:01.141	50.056	(464) Mike te Beest				
9	9:56:57.562	1:52.529	1:01.795	50.734	1	9:38:34.596	2:00.234	1:07.431	52.803
(282) Simone Croci					2	9:41:39.705	3:05.109	1:16.023	1:49.086
1	9:39:08.874	2:01.355	1:07.795	53.560	3	9:43:32.825	1:53.120	1:02.401	50.719
2	9:41:13.601	2:04.727	1:07.140	57.587	4	9:45:26.615	1:53.790	1:03.150	50.640
3	9:43:25.809	2:12.208	1:10.793	1:01.415	5	9:47:19.150	1:52.535	1:02.283	50.252
4	9:45:17.837	1:52.028	1:02.260	49.768	6	9:52:18.485	4:59.335	3:49.933	1:09.402
5	9:47:22.364	2:04.527	1:01.312	1:03.215	7	9:55:27.345	3:08.860	1:24.255	1:44.605
6	9:49:14.032	1:51.668	1:01.673	49.995	(180) Pascal Friedli				
7	9:51:40.804	2:26.772	1:13.382	1:13.390	1	9:38:50.569	2:00.816	1:08.728	52.088
8	9:53:33.041	1:52.237	1:01.468	50.769	2	9:40:46.764	1:56.195	1:04.176	52.019
9	9:56:10.547	2:37.506	1:22.767	1:14.739	3	9:42:53.878	2:07.114	1:11.831	55.283
(34) Toni Hoffmann					4	9:44:48.972	1:55.094	1:03.376	51.718
1	9:39:34.171	2:48.963	1:54.618	54.345	5	9:46:44.499	1:55.527	1:03.530	51.997
2	9:41:33.780	1:59.609	1:06.962	52.647	6	9:51:03.471	4:18.972	3:22.788	56.184
3	9:43:27.400	1:53.620	1:02.717	50.903	7	9:52:56.110	1:52.639	1:02.262	50.377
4	9:45:19.530	1:52.130	1:01.495	50.635	8	9:54:51.000	1:54.890	1:03.171	51.719
5	9:48:51.258	3:31.728	2:37.664	54.064	(612) Tim Ebinger				
6	9:50:42.963	1:51.705	1:01.424	50.281	1	9:38:44.428	2:02.435	1:08.799	53.636
7	9:52:55.267	2:12.304	1:13.517	58.787	2	9:40:41.420	1:56.992	1:04.689	52.303
8	9:55:16.039	2:20.772	1:09.972	57.218	3	9:42:35.937	1:54.517	1:02.969	51.548
(126) Moritz Schittenhelm					4	9:44:38.815	2:02.878	1:04.251	58.627
1	9:38:35.926	2:04.090	1:08.319	55.771	5	9:48:29.154	3:50.339	2:54.198	56.141
2	9:40:39.581	2:03.655	1:10.778	52.877	6	9:50:21.857	1:52.703	1:01.576	51.127
3	9:42:32.174	1:52.593	1:01.438	51.155	7	9:52:34.069	2:12.212	1:16.584	55.628
4	9:44:49.414	2:17.240	1:16.131	1:01.109	8	9:54:38.910	2:04.841	1:10.463	54.378
5	9:51:31.645	6:42.231	5:46.674	55.557	9	9:56:33.384	1:54.474	1:01.902	52.572
6	9:53:23.363	1:51.718	1:01.194	50.524	(386) Luis Carstens				
7	9:55:34.693	2:11.330	1:13.641	57.689	1	9:39:22.685	2:02.264	1:08.438	53.826
(538) Michael Kratzer					2	9:41:19.683	1:56.998	1:04.719	52.279
1	9:39:10.420	2:02.161	1:08.371	53.790	3	9:43:21.342	2:01.659	1:07.014	54.645
2	9:41:10.904	2:00.484	1:07.182	53.302	4	9:45:15.653	1:54.311	1:03.033	51.278
3	9:43:10.516	1:59.612	1:06.079	53.533	5	9:47:10.617	1:54.964	1:03.033	51.931



33. ADAC Motocross Jauer


Klasse 2 Youngster Cup

Am Hahneberg 1,710 Km

Practice even numbers

09.08.2014 09:30

Practice (25:00 Time) started at 9:30:10



Lap	Time of Day	Lap Tm	S1 Tm	S2 Tm
6	9:52:32.801	5:22.184	4:26.670	55.514
7	9:54:26.978	1:54.177	1:03.282	50.895
8	9:56:22.892	1:55.914	1:03.607	52.307

(324) Alexander Banzirsch

1	9:39:00.102	2:05.069	1:11.569	53.500
2	9:40:57.498	1:57.396	1:05.028	52.368
3	9:42:52.844	1:55.346	1:03.926	51.420
4	9:44:47.538	1:54.694	1:03.990	50.704
5	9:46:49.220	2:01.682	1:09.708	51.974
6	9:48:44.048	1:54.828	1:03.002	51.826
7	9:52:35.663	3:51.615	3:00.396	51.219
8	9:54:29.970	1:54.307	1:03.514	50.793
9	9:56:25.902	1:55.932	1:03.873	52.059

(712) Danny Neubauer

1	9:38:58.492	2:00.719	1:07.841	52.878
2	9:40:53.745	1:55.253	1:03.595	51.658
3	9:42:58.121	2:04.376	1:09.337	55.039
4	9:46:16.695	3:18.574	2:18.762	59.812
5	9:48:11.193	1:54.498	1:03.229	51.269
6	9:50:23.165	2:11.972	1:15.094	56.878
7	9:52:27.159	2:03.994	1:08.362	55.632
8	9:54:33.304	2:06.145	1:06.871	59.274
9	9:56:32.011	1:58.707	1:03.631	55.076

(166) Jon Mundhenk

1	9:39:07.802	2:04.384	1:09.620	54.764
2	9:41:06.644	1:58.842	1:05.934	52.908
3	9:43:02.522	1:55.878	1:03.984	51.894
4	9:49:59.421	6:56.899	5:51.577	1:05.322
5	9:52:11.281	2:11.860	1:14.415	57.445
6	9:54:06.367	1:55.086	1:03.010	52.076

(536) Michael Sandner

1	9:38:42.878	2:01.693	1:08.542	53.151
2	9:40:44.958	2:02.080	1:08.565	53.515
3	9:42:40.728	1:55.770	1:03.668	52.102
4	9:46:06.561	3:25.833	2:30.106	55.727
5	9:48:01.747	1:55.186	1:03.481	51.705
6	9:49:57.237	1:55.490	1:03.358	52.132
7	9:52:41.485	2:44.248	1:32.532	1:11.716
8	9:56:00.283	3:18.798	2:09.911	1:08.887

(398) Leon Ast

1	9:39:18.554	2:00.991	1:06.568	54.423
2	9:41:17.573	1:59.019	1:04.297	54.722
3	9:43:13.351	1:55.778	1:03.618	52.160
4	9:45:08.996	1:55.645	1:03.993	51.652
5	9:48:54.152	3:45.156	2:50.605	54.551
6	9:50:50.626	1:56.474	1:04.433	52.041
7	9:52:48.576	1:57.950	1:04.699	53.251
8	9:54:45.238	1:56.662	1:03.852	52.810
9	9:57:01.711	2:16.473	1:17.735	58.738

(220) Xaver Hess

1	9:38:52.334	2:01.493	1:08.627	52.866
2	9:40:48.034	1:55.700	1:04.112	51.588
3	9:42:48.716	2:00.682	1:04.911	55.771
4	9:45:37.662	2:48.946	1:56.965	51.981
5	9:47:39.364	2:01.702	1:08.726	52.976
6	9:49:45.057	2:05.693	1:08.740	56.953
7	9:51:47.564	2:02.507	1:09.657	52.850

(224) Clemens Neuraüter

1	9:39:15.680	2:05.846	1:10.324	55.522
---	-------------	-----------------	----------	--------

Lap	Time of Day	Lap Tm	S1 Tm	S2 Tm
2	9:41:15.095	1:59.415	1:05.421	53.994
3	9:43:30.094	2:14.999	1:17.147	57.852
4	9:45:27.545	1:57.451	1:04.523	52.928
5	9:48:45.458	3:17.913	2:12.825	1:05.088
6	9:50:41.448	1:55.990	1:03.956	52.034
7	9:53:04.311	2:22.863	1:21.099	1:01.764
8	9:55:00.470	1:56.159	1:04.126	52.033
9	9:57:17.277	2:16.807	1:18.381	58.426

(828) Dorian-Gabor Schirocki

1	9:39:05.137	2:05.855	1:11.292	54.563
2	9:41:09.825	2:04.688	1:09.800	54.888
3	9:43:09.457	1:59.632	1:04.961	54.671
4	9:45:14.504	2:05.047	1:06.714	58.333
5	9:48:31.319	3:16.815	2:18.648	58.167
6	9:50:27.432	1:56.113	1:04.378	51.735
7	9:52:44.259	2:16.827	1:22.444	54.383
8	9:54:48.733	2:04.474	1:04.518	59.956
9	9:56:45.251	1:56.518	1:03.504	53.014

(476) Hannes Wegner

1	9:39:19.940	2:06.015	1:10.897	55.118
2	9:41:18.977	1:59.037	1:05.758	53.279
3	9:43:28.759	2:09.782	1:12.362	57.420
4	9:47:31.074	4:02.315	3:06.731	55.584
5	9:49:27.842	1:56.768	1:04.431	52.337
6	9:51:24.620	1:56.778	1:04.223	52.555
7	9:53:52.193	2:27.573	1:23.862	1:03.711
8	9:55:49.877	1:57.684	1:05.015	52.669

(290) Niko Franzmann

1	9:39:17.967	2:12.337	1:13.743	58.594
2	9:41:31.254	2:13.287	1:16.427	56.860
3	9:46:14.421	4:43.167	3:38.725	1:04.442
4	9:48:14.343	1:59.922	1:07.634	52.288
5	9:52:41.806	4:27.463	3:23.210	1:04.253
6	9:54:41.163	1:59.357	1:06.394	52.963
7	9:57:11.014	2:29.851	1:24.331	1:05.520

(276) Rosell Joan David

1	9:39:36.057	2:11.736	1:13.370	58.366
2	9:41:43.674	2:07.617	1:10.729	56.888
3	9:43:46.133	2:02.459	1:09.176	53.283
4	9:45:48.202	2:02.069	1:08.185	53.884
5	9:47:49.328	2:01.126	1:07.561	53.565
6	9:49:51.539	2:02.211	1:07.704	54.507
7	9:51:54.135	2:02.596	1:07.718	54.878
8	9:56:43.860	4:49.725	3:56.856	52.869

(836) Christopher Grunert

1	9:38:59.768	2:13.047	1:14.895	58.152
2	9:41:08.577	2:08.809	1:12.573	56.236

Timekeeping Steffen Kirchhof:

Clerk of the course Uwe Petzold:

Jury President Olaf Noack:

Reg. Nr MX 32/14

www.mylaps.com

Printed: 09.08.2014 09:58:22

posted at:

h

Licensed to: Camp Company GmbH



33. ADAC Motocross Jauer

Klasse 2 Youngster Cup

Am Hahneberg 1,710 Km

Qualifying Group 1

09.08.2014 13:00

Qualifying (20:00 Time) started at 13:08:28

Pos	No.	Name	FNM	Nat/Hometown	Trademark	Entrant / Team	Laps	Best Tm	Diff	In Lap	km/h
1	10	Calvin Vlaanderen	KNMV	NED/ Schmelz	KTM	KTM Bodo Schmidt Motorsports	9	1:48.794		8	56,584
2	831	Tomasz Wysocki	PZM	POL/ CHORZÓW	KTM		9	1:49.866	1.072	8	56,032
3	99	Jorge Zaragoza	RFME	ESP/ VALENCIA	KAWASAKI	MONSTER ENERGY KAWASAKI ELF TEAM	7	1:49.881	1.087	7	56,024
4	318	Arminas Jasikonis	LMSF	LTU/ Anyksčiai	KTM	Steel Mustang Racing	9	1:49.934	1.140	8	55,997
5	381	Iker Larrañaga Olano	RFME	GER/ Vitoria-Gasteiz	HUSQVARNA		9	1:50.182	1.388	6	55,871
6	100	Stephan Büttner	DMSB	GER/ Schkölen	YAMAHA	Team Yamaha Motor Deutschland-AC M	9	1:50.804	2.010	6	55,558
7	278	Thomas Vermijl	FMB	BEL/ Helchteren	KTM	GPR Promo by Mefo	9	1:51.246	2.452	8	55,337
8	595	Cedric Grobben	FMB	BEL/ Opglabbeek	YAMAHA	Team Yamaha Motor Deutschland- AC M	8	1:51.956	3.162	7	54,986
9	315	Gianluca Ecce	DMSB	GER/ Alpen	SUZUKI	Castrol Power 1 Moto-Web	8	1:52.139	3.345	4	54,896
10	34	Toni Hoffmann	DMSB	GER/ Wismar	KTM	BvZ Racing Team	8	1:52.261	3.467	7	54,836
11	226	Tom Koch	DMSB	GER/ Wormstedt	SUZUKI	ADAC Hessen-Thüringen MX Masters Ro	9	1:52.470	3.676	9	54,735
12	15	Stefan Ekerold	DMSB	GER/ Weiskirchen	KTM	Ekerold Motorsport	9	1:52.605	3.811	9	54,669
13	131	Bernhard Ekerold	DMSB	GER/ Weiskirchen	KTM	Ekerold Motorsport	8	1:52.786	3.992	7	54,581
14	202	Jonas Nedved	ACCR	CZE/ Stary Plzene	KTM	Buska ADOS KTM Team	8	1:52.862	4.068	5	54,544
15	178	Roy van Heugten	KNMV	NED/ Achterveld	KTM	Modiform mx team	8	1:52.878	4.084	4	54,537
16	538	Michael Kratzer	OeAMTC	AUT/ Anger	KAWASAKI		8	1:52.912	4.118	7	54,520
17	331	Ondrej Brendl	ACCR	CZE/ Skute?	KTM	Mefo Sport Racing Team	9	1:52.935	4.141	9	54,509
18	43	Niklas Raths	DMSB	GER/ Niederzier	SUZUKI	Sturm Racing Team	9	1:53.310	4.516	4	54,329
19	799	Emil Jepsen	DMU	DEN/ Soenderborg	HONDA	KMP Honda Repsol Racing Team	8	1:53.484	4.690	6	54,246
20	137	Luca Bruggmann	FMS	LIE/ Balzers (FL)	KTM	KTM Team marXparts-Motocenter Hegau	8	1:53.822	5.028	6	54,084
21	180	Pascal Friedli	FMS	SUI/ Bottenwil	KAWASAKI	H Four MX-Raceland	8	1:54.557	5.763	4	53,737
22	125	Marjús Harlacher	DMSB	GER/ Maselheim	HONDA	Team Honda Waldmann	7	1:54.719	5.925	3	53,662
23	205	Patric Schnegg	FMS	SUI/ Gränichen	KAWASAKI	H Four MX-Raceland	9	1:54.922	6.128	7	53,567
24	907	Dennis Wolff	DMSB	GER/ Leverkusen	SUZUKI	Team Suzuki Reinecke	8	1:55.154	6.360	6	53,459
25	435	Sam Korneliussen	DMU	DEN/ aalborg sv	KAWASAKI	STURM RACING TEAM	9	1:55.383	6.589	5	53,353
26	828	Dorian-Gabor Schirocki	DMSB	GER/ Geisenfeld	YAMAHA	MXC.de Racing Team	8	1:55.461	6.667	4	53,317
27	612	Tim Ebinger	DMSB	GER/ Grobaspach	HONDA		6	1:55.545	6.751	6	53,278
28	398	Leon Ast	DMSB	GER/ Blankenburg	YAMAHA		9	1:56.023	7.229	7	53,058
29	133	Robin Sujatta	DMSB	GER/ Rheurdt	SUZUKI	Twenty Suspension Suzuki	8	1:56.200	7.406	7	52,978
30	227	Vincent Gallwitz	DMSB	GER/ Rheinberg	YAMAHA	Team Yamaha Motor Deutschland- AC M	8	1:56.203	7.409	8	52,976
31	503	Oliver Kaas	DMSB	GER/ Schwanstett	HONDA	Rockstar Meyer Honda Racing	7	1:56.211	7.417	7	52,973
32	751	Dominik Joppich	DMSB	GER/ Neubiberg	HONDA	MXC.de Racing-Team	9	1:56.217	7.423	5	52,970
33	220	Xaver Hess	DMSB	GER/ Manching	YAMAHA	MXC.de Racing Team	7	1:56.806	8.012	5	52,703
34	290	Niko Franzmann	DMSB	GER/ Heiligenhafen	KTM	BVZ Racing Team	7	1:58.475	9.681	6	51,960
35	961	Dario Haker	DMSB	GER/ Grönwohld	TM	Eckert Maxxis TM Racing Team	6	2:01.029	12.235	3	50,864

Announcements

These results are provisional until the conclusion of any judicial and technical matters!
Position 1 - 17 are qualified to the races!



33. ADAC Motocross Jauer

Klasse 2 Youngster Cup

Am Hahneberg 1,710 Km

Qualifying Group 1

09.08.2014 13:00

Qualifying (20:00 Time) started at 13:08:28

Lap	Time of Day	Lap Tm	S1 Tm	S2 Tm	Lap	Time of Day	Lap Tm	S1 Tm	S2 Tm
(10) Calvin Vlaanderen					1	13:12:31.362	1:53.811	1:02.850	50.961
1	13:14:12.629	2:33.764	1:11.044	1:22.720	2	13:14:34.141	2:02.779	1:08.553	54.226
2	13:16:02.883	1:50.254	1:00.076	50.178	3	13:16:41.512	2:07.371	1:01.249	1:06.122
3	13:17:52.386	1:49.503	59.720	49.783	4	13:18:34.125	1:52.613	1:01.769	50.844
4	13:19:57.497	2:05.111	1:12.573	52.538	5	13:20:48.182	2:14.057	1:10.258	1:03.799
5	13:21:50.232	1:52.735	59.504	53.231	6	13:22:40.492	1:52.310	1:00.919	51.391
6	13:23:39.750	1:49.518	59.721	49.797	7	13:25:01.028	2:20.536	1:11.887	1:08.649
7	13:25:53.967	2:14.217	1:14.954	59.263	8	13:26:52.274	1:51.246	1:00.885	50.361
8	13:27:42.761	1:48.794	59.116	49.678	9	13:29:05.595	2:13.321	1:13.031	1:00.290
9	13:30:06.199	2:23.438	1:20.858	1:02.580	(595) Cedric Grobben				
(831) Tomasz Wysocki					1	13:13:05.933	2:06.334	1:06.539	59.795
1	13:12:37.225	1:57.763	1:05.288	52.475	2	13:14:59.248	1:53.315	1:01.974	51.341
2	13:14:29.134	1:51.909	1:01.063	50.846	3	13:17:09.088	2:09.840	1:15.388	54.452
3	13:16:44.829	2:15.695	1:13.388	1:02.307	4	13:19:02.438	1:53.350	1:02.287	51.063
4	13:18:35.766	1:50.937	1:01.036	49.901	5	13:20:57.044	1:54.606	1:01.361	53.245
5	13:20:47.418	2:11.652	1:14.775	56.877	6	13:23:23.505	2:26.461	1:15.845	1:10.616
6	13:22:43.994	1:56.576	1:00.140	56.436	7	13:25:15.461	1:51.956	1:01.619	50.337
7	13:24:55.059	2:11.065	1:12.653	58.412	8	13:27:35.993	2:20.532	1:01.679	1:18.853
8	13:26:44.925	1:49.866	1:00.416	49.450	(315) Gianluca Eccla				
9	13:28:59.171	2:14.246	1:14.088	1:00.158	1	13:13:37.696	1:57.894	1:02.306	55.588
(99) Jorge Zaragoza					2	13:15:31.466	1:53.770	1:02.004	51.766
1	13:14:21.786	2:15.760	1:19.540	56.220	3	13:18:56.863	3:25.397	2:16.314	1:09.083
2	13:19:21.660	4:59.874	4:03.682	56.192	4	13:20:49.002	1:52.139	1:01.504	50.635
3	13:21:36.376	2:14.716	1:08.921	1:05.795	5	13:23:06.015	2:17.013	1:20.393	56.620
4	13:23:30.149	1:53.773	1:01.803	51.970	6	13:24:58.352	1:52.337	1:01.183	51.154
5	13:25:23.089	1:52.940	1:01.376	51.564	7	13:27:16.458	2:18.106	1:20.240	57.866
6	13:28:09.776	2:46.687	1:55.018	51.669	8	13:29:28.305	2:11.847	1:07.169	1:04.678
7	13:29:59.657	1:49.881	1:00.057	49.824	(34) Toni Hoffmann				
(318) Arminas Jasikonis					1	13:13:46.182	1:55.932	1:04.045	51.887
1	13:14:03.699	2:18.450	1:06.624	1:11.826	2	13:15:39.483	1:53.301	1:02.319	50.982
2	13:15:54.652	1:50.953	1:00.805	50.148	3	13:17:49.234	2:09.751	1:11.223	58.528
3	13:17:45.044	1:50.392	1:00.559	49.833	4	13:19:46.767	1:57.533	1:02.087	55.446
4	13:20:03.917	2:18.873	1:21.967	56.906	5	13:21:39.691	1:52.924	1:02.212	50.712
5	13:21:53.874	1:49.957	1:00.325	49.632	6	13:25:37.134	3:57.443	2:37.570	1:19.873
6	13:24:13.267	2:19.393	1:16.579	1:02.814	7	13:27:29.395	1:52.261	1:01.344	50.917
7	13:26:21.664	2:08.397	1:00.860	1:07.537	8	13:29:53.497	2:24.102	1:17.460	1:06.642
8	13:28:11.598	1:49.934	59.796	50.138	(226) Tom Koch				
9	13:30:20.620	2:09.022	1:16.302	52.720	1	13:12:18.804	1:56.022	1:04.075	51.947
(381) Iker Larrañaga Olano					2	13:14:31.487	2:12.683	1:13.028	59.655
1	13:12:56.517	2:01.156	1:04.868	56.288	3	13:16:26.304	1:54.817	1:02.204	52.613
2	13:14:48.559	1:52.042	1:01.519	50.523	4	13:18:41.178	2:14.874	1:15.099	59.775
3	13:16:39.712	1:51.153	1:01.223	49.930	5	13:20:34.730	1:53.552	1:02.041	51.511
4	13:19:00.765	2:21.053	1:13.227	1:07.826	6	13:24:14.714	3:39.984	2:38.088	1:01.896
5	13:20:51.284	1:50.519	59.990	50.529	7	13:26:07.654	1:52.940	1:01.347	51.593
6	13:22:41.466	1:50.182	1:00.537	49.645	8	13:28:17.361	2:09.707	1:13.575	56.132
7	13:24:49.403	2:07.937	1:09.693	58.244	9	13:30:09.831	1:52.470	1:01.199	51.271
8	13:26:39.722	1:50.319	1:00.410	49.909	(15) Stefan Ekerold				
9	13:28:51.260	2:11.538	1:11.491	1:00.047	1	13:12:49.964	1:56.353	1:04.473	51.880
(100) Stephan Büttner					2	13:14:44.173	1:54.209	1:02.626	51.583
1	13:12:14.311	1:53.523	1:02.502	51.021	3	13:17:15.480	2:31.307	1:23.523	1:07.784
2	13:14:13.943	1:59.632	1:02.934	56.698	4	13:19:08.925	1:53.445	1:01.906	51.539
3	13:16:21.945	2:08.002	1:10.576	57.426	5	13:22:35.229	3:26.304	2:21.896	1:04.408
4	13:18:14.352	1:52.407	1:01.066	51.341	6	13:24:28.128	1:52.899	1:01.545	51.354
5	13:20:27.363	2:13.011	1:13.189	59.822	7	13:26:29.617	2:01.489	1:02.244	59.245
6	13:22:18.167	1:50.804	1:00.722	50.082	8	13:28:23.169	1:53.552	1:01.741	51.811
7	13:24:38.533	2:20.366	1:15.209	1:05.157	9	13:30:15.774	1:52.605	1:01.767	50.838
8	13:26:30.434	1:51.901	1:01.268	50.633	(131) Bernhard Ekerold				
9	13:28:37.424	2:06.990	1:08.780	58.210	1	13:14:09.009	2:25.932	1:04.377	1:21.555
(278) Thomas Vermijl					2	13:16:02.199	1:53.190	1:01.922	51.268
1	13:14:09.009	2:25.932	1:04.377	1:21.555	3	13:18:12.776	2:10.577	1:14.193	56.384



33. ADAC Motocross Jauer

Klasse 2 Youngster Cup

Am Hahneberg 1,710 Km

Qualifying Group 1

09.08.2014 13:00

Qualifying (20:00 Time) started at 13:08:28

Lap	Time of Day	Lap Tm	S1 Tm	S2 Tm	Lap	Time of Day	Lap Tm	S1 Tm	S2 Tm
4	13:20:06.198	1:53.422	1:02.558	50.864	8	13:29:01.961	2:01.409	1:06.988	54.421
5	13:22:39.469	2:33.271	1:13.897	1:19.374	(137) Luca Bruggmann				
6	13:24:32.632	1:53.163	1:02.462	50.701	1	13:13:11.569	1:56.605	1:04.041	52.564
7	13:26:25.418	1:52.786	1:02.199	50.587	2	13:15:07.549	1:55.980	1:03.540	52.440
8	13:29:09.704	2:44.286	1:51.225	53.061	3	13:19:16.347	4:08.798	2:41.329	1:27.469
(202) Jonas Nedved					4	13:21:10.282	1:53.935	1:02.358	51.577
1	13:13:02.135	2:20.356	1:15.098	1:05.258	5	13:23:45.899	2:35.617	1:19.235	1:16.382
2	13:14:56.635	1:54.500	1:02.750	51.750	6	13:25:39.721	1:53.822	1:01.912	51.910
3	13:16:51.054	1:54.419	1:03.543	50.876	7	13:27:48.913	2:09.192	1:15.240	53.952
4	13:20:30.033	3:38.979	2:38.823	1:00.156	8	13:29:42.857	1:53.944	1:02.059	51.885
5	13:22:22.895	1:52.862	1:01.764	51.098	(180) Pascal Friedli				
6	13:24:23.675	2:00.780	1:05.852	54.928	1	13:12:43.181	1:58.011	1:04.748	53.263
7	13:26:16.821	1:53.146	1:02.009	51.137	2	13:14:40.030	1:56.849	1:03.832	53.017
8	13:28:30.258	2:13.437	1:13.245	1:00.192	3	13:18:16.182	3:36.152	2:37.784	58.368
(178) Roy van Heugten					4	13:20:10.739	1:54.557	1:02.770	51.787
1	13:14:13.670	2:21.358	1:07.120	1:14.238	5	13:22:07.165	1:56.426	1:04.268	52.158
2	13:16:08.224	1:54.554	1:03.045	51.509	6	13:25:17.304	3:10.139	2:14.727	55.412
3	13:18:06.326	1:58.102	1:02.403	55.699	7	13:27:13.165	1:55.861	1:03.261	52.600
4	13:19:59.204	1:52.878	1:01.965	50.913	8	13:29:10.410	1:57.245	1:04.340	52.905
5	13:22:14.607	2:15.403	1:12.663	1:02.740	(125) Marjüs Harlacher				
6	13:24:08.877	1:54.270	1:01.784	52.486	1	13:16:36.318	5:01.399	4:01.376	1:00.023
7	13:26:02.109	1:53.232	1:02.292	50.940	2	13:18:48.843	2:12.525	1:12.688	59.837
8	13:28:42.780	2:40.671	1:32.621	1:08.050	3	13:20:43.562	1:54.719	1:02.272	52.447
(538) Michael Kratzer					4	13:22:55.871	2:12.309	1:13.552	58.757
1	13:13:16.561	1:56.517	1:04.315	52.202	5	13:24:50.653	1:54.782	1:02.194	52.588
2	13:15:12.516	1:55.955	1:03.695	52.260	6	13:27:07.997	2:17.344	1:13.241	1:04.103
3	13:17:25.624	2:13.108	1:14.573	58.535	7	13:30:04.508	2:56.511	1:02.813	1:53.698
4	13:19:35.231	2:09.607	1:03.493	1:06.114	(205) Patric Schnegg				
5	13:21:29.298	1:54.067	1:02.756	51.311	1	13:12:45.252	1:58.026	1:04.994	53.032
6	13:25:02.636	3:33.338	2:20.746	1:12.592	2	13:14:41.377	1:56.125	1:04.152	51.973
7	13:26:55.548	1:52.912	1:01.745	51.167	3	13:16:36.902	1:55.525	1:03.476	52.049
8	13:29:18.626	2:23.078	1:17.651	1:05.427	4	13:19:24.354	2:47.452	1:50.245	57.207
(331) Ondrej Brendl					5	13:21:22.265	1:57.911	1:04.562	53.349
1	13:13:57.046	2:10.299	1:15.659	54.640	6	13:23:46.780	2:24.515	1:03.619	1:20.896
2	13:15:51.243	1:54.197	1:02.949	51.248	7	13:25:41.702	1:54.922	1:02.988	51.934
3	13:17:58.683	2:07.440	1:09.225	58.215	8	13:27:51.606	2:09.904	1:15.022	54.882
4	13:19:52.193	1:53.510	1:02.354	51.156	9	13:29:46.980	1:55.374	1:02.952	52.422
5	13:22:04.346	2:12.153	1:17.160	54.993	(907) Dennis Wolff				
6	13:23:57.593	1:53.247	1:02.238	51.009	1	13:12:40.719	2:05.790	1:08.006	57.784
7	13:26:05.190	2:07.597	1:08.788	58.809	2	13:14:37.022	1:56.303	1:03.576	52.727
8	13:27:58.982	1:53.792	1:02.222	51.570	3	13:16:56.227	2:19.205	1:18.693	1:00.512
9	13:29:51.917	1:52.935	1:02.258	50.677	4	13:19:07.021	2:10.794	1:12.767	58.027
(43) Niklas Raths					5	13:21:03.024	1:56.003	1:03.053	52.950
1	13:13:25.151	2:18.884	1:11.221	1:07.663	6	13:22:58.178	1:55.154	1:03.183	51.971
2	13:15:18.856	1:53.705	1:02.850	50.855	7	13:25:36.499	2:38.321	1:23.399	1:14.922
3	13:17:18.567	1:59.711	1:04.629	55.082	8	13:29:18.059	3:41.560	2:34.759	1:06.801
4	13:19:11.877	1:53.310	1:02.361	50.949	(435) Sam Korneliussen				
5	13:21:17.124	2:05.247	1:09.780	55.467	1	13:12:39.185	1:57.154	1:04.884	52.270
6	13:23:11.516	1:54.392	1:01.699	52.693	2	13:14:35.877	1:56.692	1:04.344	52.348
7	13:25:05.579	1:54.063	1:02.932	51.131	3	13:16:32.448	1:56.571	1:03.197	53.374
8	13:27:11.713	2:06.134	1:10.116	56.018	4	13:18:28.140	1:55.692	1:03.981	51.711
9	13:29:07.275	1:55.562	1:02.123	53.439	5	13:20:23.523	1:55.383	1:03.197	52.186
(799) Emil Jepsen					6	13:22:25.325	2:01.802	1:03.028	58.774
1	13:12:20.645	1:55.145	1:03.605	51.540	7	13:25:18.024	2:52.699	1:52.974	59.725
2	13:14:15.324	1:54.679	1:03.296	51.383	8	13:27:13.926	1:55.902	1:03.449	52.453
3	13:18:19.881	4:04.557	3:04.894	59.663	9	13:29:10.878	1:56.952	1:04.050	52.902
4	13:20:13.865	1:53.984	1:02.867	51.117	(828) Dorian-Gabor Schirocki				
5	13:23:12.868	2:59.003	2:02.751	56.252	1	13:13:19.171	2:09.955	1:11.422	58.533
6	13:25:06.352	1:53.484	1:02.455	51.029	2	13:15:16.601	1:57.430	1:04.169	53.261
7	13:27:00.552	1:54.200	1:02.807	51.393					



33. ADAC Motocross Jauer

Klasse 2 Youngster Cup

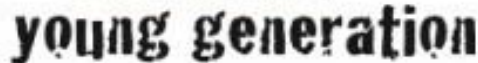
Am Hahneberg 1,710 Km

Qualifying Group 1

09.08.2014 13:00

Qualifying (20:00 Time) started at 13:08:28

Lap	Time of Day	Lap Tm	S1 Tm	S2 Tm	Lap	Time of Day	Lap Tm	S1 Tm	S2 Tm
(612) Tim Ebinger					(220) Xaver Hess				
3	13:17:34.067	2:17.466	1:14.646	1:02.820	1	13:15:01.904	4:12.620	3:16.985	55.635
4	13:19:29.528	1:55.461	1:03.235	52.226	2	13:17:00.341	1:58.437	1:04.315	54.122
5	13:21:58.447	2:28.919	1:20.248	1:08.671	3	13:19:11.007	2:10.666	1:04.277	1:06.389
6	13:23:54.188	1:55.741	1:02.990	52.751	4	13:21:52.093	2:41.086	1:44.383	56.703
7	13:26:59.745	3:05.557	2:03.294	1:02.263	5	13:23:48.899	1:56.806	1:03.764	53.042
8	13:28:56.008	1:56.263	1:03.083	53.180	6	13:26:46.820	2:57.921	1:56.794	1:01.127
1	13:13:09.935	2:15.570	1:04.469	1:11.101	7	13:28:52.719	2:05.899	1:08.525	57.374
2	13:15:05.758	1:55.823	1:03.738	52.085	(290) Niko Franzmann				
3	13:17:04.207	1:58.449	1:03.336	55.113	1	13:13:40.423	2:15.869	1:11.647	1:04.222
4	13:21:19.556	4:15.349	3:16.947	58.402	2	13:15:55.320	2:14.897	1:14.149	1:00.748
5	13:23:32.333	2:12.777	1:02.202	1:10.575	3	13:19:04.627	3:09.307	2:06.068	1:03.239
6	13:25:27.878	1:55.545	1:02.856	52.689	4	13:21:03.958	1:59.331	1:04.582	54.749
(398) Leon Ast					5	13:25:19.145	4:15.187	3:10.044	1:05.143
1	13:12:52.162	2:04.134	1:07.373	56.761	6	13:27:17.620	1:58.475	1:05.212	53.263
2	13:14:49.862	1:57.700	1:04.126	53.574	7	13:29:36.390	2:18.770	1:18.034	1:00.736
3	13:16:46.673	1:56.811	1:04.065	52.746	(961) Dario Haker				
4	13:18:45.153	1:58.480	1:04.653	53.827	1	13:15:26.429	3:31.561	2:36.234	55.327
5	13:20:42.846	1:57.693	1:04.200	53.493	2	13:17:27.779	2:01.350	1:06.737	54.613
6	13:23:34.662	2:51.816	1:52.972	58.844	3	13:19:28.808	2:01.029	1:06.932	54.097
7	13:25:30.685	1:56.023	1:03.142	52.881	4	13:25:26.138	5:57.330	4:52.041	1:05.289
8	13:27:28.701	1:58.016	1:04.194	53.822	5	13:27:27.878	2:01.740	1:06.284	55.456
9	13:29:25.472	1:56.771	1:04.185	52.586	6	13:29:46.212	2:18.334	1:15.965	1:02.369
(133) Robin Sujatta					(227) Vincent Gallwitz				
1	13:12:42.207	1:58.582	1:04.961	53.621	1	13:12:25.619	1:57.149	1:04.323	52.826
2	13:15:04.250	2:22.043	1:18.358	1:03.685	2	13:14:45.853	2:20.234	1:03.774	1:16.460
3	13:17:01.952	1:57.702	1:04.145	53.557	3	13:17:51.063	3:05.210	2:06.563	58.647
4	13:19:22.914	2:20.962	1:13.863	1:07.099	4	13:19:47.736	1:56.673	1:03.798	52.875
5	13:21:20.068	1:57.154	1:04.443	52.711	5	13:21:44.573	1:56.837	1:03.625	53.212
6	13:25:24.007	4:03.939	2:56.279	1:07.660	6	13:23:41.956	1:57.383	1:03.517	53.866
7	13:27:20.207	1:56.200	1:03.781	52.419	7	13:26:50.278	3:08.322	2:08.260	1:00.062
8	13:29:44.612	2:24.405	1:21.343	1:03.062	8	13:28:46.481	1:56.203	1:03.203	53.000
(503) Oliver Kaas					(751) Dominik Joppich				
1	13:13:38.792	2:11.959	1:11.618	1:00.341	1	13:13:42.327	2:12.517	1:10.049	1:02.468
2	13:18:33.275	4:54.483	3:51.416	1:03.067	2	13:15:48.008	2:05.681	1:08.769	56.912
3	13:20:30.806	1:57.531	1:04.172	53.359	3	13:17:45.795	1:57.787	1:04.018	53.769
4	13:22:27.544	1:56.738	1:03.977	52.761	4	13:19:42.650	1:56.855	1:04.022	52.833
5	13:24:25.372	1:57.828	1:04.848	52.980	5	13:21:38.867	1:56.217	1:03.641	52.576
6	13:28:10.866	3:45.494	2:43.604	1:01.890	6	13:24:04.510	2:25.643	1:21.413	1:04.230
7	13:30:07.077	1:56.211	1:03.599	52.612	7	13:26:13.672	2:09.162	1:11.639	57.523
					8	13:28:11.208	1:57.536	1:03.633	53.903
					9	13:30:27.134	2:15.926	1:16.061	59.865



33. ADAC Motocross Jauer

Klasse 2 Youngster Cup

Am Hahneberg 1,710 Km

Qualifying Group 2

09.08.2014 13:25

Qualifying (20:00 Time) started at 13:34:30

Pos	No.	Name	FNM	Nat/Hometown	Trademark	Entrant / Team	Laps	Best Tm	Diff	In Lap	km/h
1	29	Henry Jacobi	DMSB	GER/ Bad Sulza	KTM	KTM Sarholz Racing Team	9	1:49.045		2	56,454
2	346	Thomas Kjer Olsen	DMU	DEN/ Sønderborg	HONDA	STC Racing	9	1:49.177	0.132	6	56,386
3	245	Kade Tinker-Walker	FMI	CAN/ medicina	SUZUKI	Team Castellari	7	1:49.952	0.907	6	55,988
4	430	Valtteri Malin	SML	FIN/ Porvoo	KTM	KTM Sarholz Racing Team	10	1:50.097	1.052	8	55,914
5	377	Martin Krc	ACCR	CZE/ Šternberk	KTM	SZA-STAV racing team	8	1:50.139	1.094	8	55,893
6	794	Viktor Björklund	SVEMO	SWE/ Vasteras	KTM		8	1:50.530	1.485	7	55,695
7	613	Vaclav Kovar	ACCR	CZE/ Protivin	KTM	COFAIN Racing Team	8	1:50.578	1.533	3	55,671
8	126	Moritz Schittenhelm	DMSB	GER/ Urbach	KTM	Alskom Race Factory / Mefo Sport	8	1:50.861	1.816	5	55,529
9	825	Philipp Karner	OeAMTC	AUT/ Prinzersdorf	HUSQVARNA	ÖMRC JLaw Racing Team	8	1:51.226	2.181	5	55,347
10	184	Marco König	DMSB	GER/ Ansbach	KTM	KOSAK Racing Team	9	1:51.366	2.321	5	55,277
11	494	Dave Versluis	KNMV	NED/ Assendelf	SUZUKI	Team Castrol Power 1 Moto-Web	8	1:51.429	2.384	8	55,246
12	189	Mika Kordbarlag	DMSB	GER/ Schloß Holte	KTM	Team KTM-GST Berlin	9	1:51.467	2.422	6	55,227
13	128	Sven van de Mierden	KNMV	NED/ Valkenswaard	HUSQVARNA	Husquarna-SKS-Racing NL	9	1:51.486	2.441	4	55,218
14	282	Simone Croci	FMI	ITA/ Caronno Pert	KTM	M.C. Hornets	7	1:51.547	2.502	7	55,187
15	334	Mathias Gryning	DMU	DEN/ Slagelse	SUZUKI	AB Suzuki by Reinecke	8	1:51.872	2.827	7	55,027
16	8	George Cabal	FRM	ROU/ Brasov	KTM	KTM Kosak Racing	6	1:51.970	2.925	5	54,979
17	899	Nils Gehrke	DMSB	GER/ Kaltenholzh	SUZUKI	Team AB-Racing by Suzuki Reinecke	8	1:52.105	3.060	5	54,913
18	536	Michael Sandner	OeAMTC	AUT/ Rainbach	KAWASAKI	Suzuki Team marXparts-Motocenter Heg	8	1:52.120	3.075	5	54,905
19	118	Steffen Lütges	DMSB	GER/ Grevenbroic	SUZUKI	Motorrad Waldmann	10	1:52.425	3.380	6	54,757
20	464	Mike te Beest	KNMV	NED/ Duiven	KTM	Falcon Motorsports	8	1:52.717	3.672	4	54,615
21	38	Axel Van de Sande	FMB	BEL/ KERMT	KTM		10	1:52.885	3.840	7	54,533
22	173	Jonas Larsen	DMU	DEN/ skanderborg	HONDA	KMP-REPSOSL-Honda	8	1:53.013	3.968	5	54,472
23	85	Marcus-Lee Soper	ACU	GBR/ Elsendorp	SUZUKI	Suzuki Team marXparts-Motocenter Heg	9	1:53.379	4.334	1	54,296
24	166	Jon Mundhenk	DMSB	GER/ Bokel	KAWASAKI		7	1:54.069	5.024	5	53,967
25	712	Danny Neubauer	DMSB	GER/ Cunersdorf	KAWASAKI	Team Mx Point.de	9	1:54.221	5.176	6	53,896
26	127	Nico Busch	DMSB	GER/ Nützen	KTM	BvZ Racing Team	8	1:54.743	5.698	6	53,650
27	324	Alexander Banzirsch	OeAMTC	AUT/ Eidenberg	KTM	Team Bgtech - BRAUMANDL	8	1:55.575	6.530	8	53,264
28	386	Luis Carstens	PZM	POL/ ?ukta	SUZUKI	Team DIGA-Procross	8	1:55.819	6.774	5	53,152
29	224	Clemens Neurauter	OeAMTC	AUT/ Ötz	KTM		8	1:56.403	7.358	4	52,885
30	211	Fabian Strobel	DMSB	GER/ Bernstadt	SUZUKI	Team Suzuki Waldmann	8	1:56.725	7.680	3	52,739
31	476	Hannes Wegner	DMSB	GER/ Belling	KTM	KTM GST / GARIN MX	6	1:57.277	8.232	5	52,491
32	951	Kevin Sayda	DMSB	GER/ Aichach	KAWASAKI	Sturm Racing Team	8	1:57.521	8.476	8	52,382
33	276	Rosell Joan David	RFME	ESP/ SANT ANTOI	YAMAHA	Team Yamaha Motor Deutschland- AC M	9	1:59.440	10.395	9	51,541
34	836	Christopher Grunert	DMSB	GER/ Potsdam, Gr	SUZUKI	ADAC Berlin-Brandenburg	1	2:03.202	14.157	1	49,967

Announcements

These results are provisional until the conclusion of any judicial and technical matters!
Position 1 - 17 are qualified to the races!

Timekeeping Steffen Kirchhof:

Clerk of the course Uwe Petzold:

Jury President Olaf Noack:

Reg. Nr MX 32/14

www.mylaps.com

Printed: 09.08.2014 13:57:14

posted at:

h

Licensed to: Camp Company GmbH



33. ADAC Motocross Jauer

Klasse 2 Youngster Cup

Am Hahneberg 1,710 Km

Qualifying Group 2

09.08.2014 13:25

Qualifying (20:00 Time) started at 13:34:30

Lap	Time of Day	Lap Tm	S1 Tm	S2 Tm	Lap	Time of Day	Lap Tm	S1 Tm	S2 Tm
(29) Henry Jacobi					(126) Moritz Schittenhelm				
1	13:38:20.229	1:57.467	1:05.316	52.151	1	13:38:28.628	1:51.613	1:00.809	50.804
2	13:40:09.274	1:49.045	59.495	49.550	2	13:41:07.235	2:38.607	1:22.887	1:15.720
3	13:42:23.468	2:14.194	1:14.569	59.625	3	13:42:58.399	1:51.164	1:00.893	50.271
4	13:44:13.411	1:49.943	1:00.035	49.908	4	13:45:41.512	2:43.113	1:22.102	1:21.011
5	13:46:21.982	2:08.571	1:13.878	54.693	5	13:47:32.373	1:50.861	1:00.570	50.291
6	13:48:12.522	1:50.540	1:00.127	50.413	6	13:51:30.517	3:58.144	3:01.337	56.807
7	13:50:48.330	2:35.808	1:20.246	1:15.562	7	13:53:25.159	1:54.642	1:00.775	53.867
8	13:52:38.196	1:49.866	1:00.242	49.624	8	13:55:27.937	2:02.778	1:01.528	1:01.250
9	13:55:05.346	2:27.150	1:24.436	1:02.714	(825) Philipp Karner				
(346) Thomas Kjer Olsen					1	13:39:14.401	1:51.987	1:01.634	50.353
1	13:39:35.352	1:50.955	1:01.168	49.787	2	13:43:12.226	3:57.825	2:59.765	58.060
2	13:41:41.794	2:06.442	1:11.790	54.652	3	13:45:03.665	1:51.439	1:01.130	50.309
3	13:43:31.798	1:50.004	1:00.126	49.878	4	13:47:37.059	2:33.394	1:25.497	1:07.897
4	13:45:45.840	2:14.042	1:18.173	55.869	5	13:49:28.285	1:51.226	1:01.163	50.063
5	13:47:57.654	2:11.814	1:15.262	56.552	6	13:52:06.411	2:38.126	1:35.413	1:02.713
6	13:49:46.831	1:49.177	59.906	49.271	7	13:54:30.594	2:24.183	1:19.376	1:04.807
7	13:52:36.649	2:49.818	1:53.842	55.976	8	13:56:43.176	2:12.582	1:12.803	59.779
8	13:54:26.070	1:49.421	59.819	49.602	(184) Marco König				
9	13:56:36.929	2:10.859	1:14.578	56.281	1	13:38:32.580	1:52.549	1:00.978	51.571
(245) Kade Tinker-Walker					2	13:40:25.261	1:52.681	1:01.037	51.644
1	13:39:44.028	1:50.142	1:00.309	49.833	3	13:42:41.148	2:15.887	1:12.739	1:03.148
2	13:41:57.819	2:13.791	1:17.256	56.535	4	13:44:40.945	1:59.797	1:03.953	55.844
3	13:43:47.889	1:50.070	1:00.266	49.804	5	13:46:32.311	1:51.366	1:00.887	50.479
4	13:46:13.193	2:25.304	1:20.106	1:05.198	6	13:48:45.320	2:13.009	1:13.350	59.659
5	13:48:13.294	2:00.101	1:00.339	59.762	7	13:50:37.863	1:52.543	1:01.128	51.415
6	13:50:03.246	1:49.952	59.782	50.170	8	13:52:59.149	2:21.286	1:21.586	59.700
7	13:55:19.102	5:15.856	3:57.154	1:18.702	9	13:54:51.308	1:52.159	1:01.092	51.067
(430) Valtteri Malin					(494) Dave Versluis				
1	13:38:35.237	1:53.237	1:02.105	51.132	1	13:39:48.298	1:52.393	1:01.299	51.094
2	13:40:27.074	1:51.837	1:01.297	50.540	2	13:41:59.328	2:11.030	1:15.492	55.538
3	13:42:28.444	2:01.370	1:08.002	53.368	3	13:43:51.302	1:51.974	1:00.952	51.022
4	13:44:19.553	1:51.109	1:01.559	49.550	4	13:46:50.466	2:59.164	1:55.986	1:03.178
5	13:46:23.473	2:03.920	1:08.822	55.098	5	13:48:41.983	1:51.517	1:00.976	50.541
6	13:48:14.210	1:50.737	1:00.655	50.082	6	13:50:54.099	2:12.116	1:13.048	59.068
7	13:50:20.590	2:06.380	1:11.256	55.124	7	13:53:05.468	2:11.369	1:00.865	1:10.504
8	13:52:10.687	1:50.097	1:00.560	49.537	8	13:54:56.897	1:51.429	1:00.768	50.661
9	13:54:25.318	2:14.631	1:17.334	57.297	(189) Mika Kordbarlag				
10	13:56:16.006	1:50.688	1:00.898	49.790	1	13:38:24.290	1:51.893	1:01.138	50.755
(377) Martin Krc					2	13:40:25.145	2:00.855	1:07.283	53.572
1	13:38:22.063	1:51.658	1:00.887	50.771	3	13:42:17.361	1:52.216	1:01.349	50.867
2	13:40:38.846	2:16.783	1:10.147	1:06.636	4	13:44:09.254	1:51.893	1:01.613	50.280
3	13:42:30.050	1:51.204	1:00.747	50.457	5	13:47:17.407	3:08.153	2:13.206	54.947
4	13:45:10.647	2:40.597	1:29.965	1:10.632	6	13:49:08.874	1:51.467	1:00.500	50.967
5	13:47:00.972	1:50.325	1:00.564	49.761	7	13:51:15.115	2:06.241	1:11.311	54.930
6	13:50:14.260	3:13.288	2:13.328	59.960	8	13:53:12.812	1:57.697	1:01.394	56.303
7	13:52:25.728	2:11.468	59.788	1:11.680	9	13:55:05.637	1:52.825	1:01.431	51.394
8	13:54:15.867	1:50.139	1:00.138	50.001	(128) Sven van de Mierden				
(794) Viktor Björklund					1	13:38:53.267	1:52.250	1:01.632	50.618
1	13:39:11.364	1:52.774	1:02.123	50.651	2	13:40:45.759	1:52.492	1:01.768	50.724
2	13:41:03.835	1:52.471	1:01.473	50.998	3	13:43:07.726	2:21.967	1:18.611	1:03.356
3	13:43:46.425	2:42.590	1:45.753	56.837	4	13:44:59.212	1:51.486	1:00.758	50.728
4	13:45:37.759	1:51.334	1:01.027	50.307	5	13:46:51.143	1:51.931	1:01.175	50.756
5	13:47:29.823	1:52.064	1:01.694	50.370	(613) Vaclav Kovar				
6	13:51:59.910	4:30.087	3:25.959	1:04.128	1	13:39:30.138	1:51.800	1:01.543	50.257
7	13:53:50.440	1:50.530	1:00.858	49.672					
8	13:56:03.167	2:12.727	1:10.923	1:01.804					



33. ADAC Motocross Jauer

Klasse 2 Youngster Cup

Am Hahneberg 1,710 Km

Qualifying Group 2

09.08.2014 13:25

Qualifying (20:00 Time) started at 13:34:30

Lap	Time of Day	Lap Tm	S1 Tm	S2 Tm	Lap	Time of Day	Lap Tm	S1 Tm	S2 Tm
6	13:49:07.282	2:16.139	1:14.901	1:01.238	2	13:40:02.783	1:54.100	1:03.138	50.962
7	13:51:08.962	2:01.680	1:00.898	1:00.782	3	13:44:50.259	4:47.476	3:48.198	59.278
8	13:53:01.109	1:52.147	1:00.957	51.190	4	13:46:42.976	1:52.717	1:02.038	50.679
9	13:54:53.443	1:52.334	1:01.140	51.194	5	13:49:15.578	2:32.602	1:18.898	1:13.704
(282) Simone Croci					6	13:51:39.770	2:24.192	1:03.129	1:21.063
1	13:38:48.918	1:52.265	1:01.457	50.808	7	13:53:33.698	1:53.928	1:02.915	51.013
2	13:42:36.073	3:47.155	2:40.047	1:07.108	8	13:55:28.330	1:54.632	1:03.231	51.401
3	13:46:40.675	4:04.602	3:01.543	1:03.059	(38) Axel Van de Sande				
4	13:48:33.067	1:52.392	1:01.798	50.594	1	13:38:12.657	1:55.499	1:03.514	51.985
5	13:50:26.191	1:53.124	1:01.249	51.875	2	13:40:07.360	1:54.703	1:03.067	51.636
6	13:52:53.175	2:26.984	1:24.987	1:01.997	3	13:42:00.840	1:53.480	1:02.294	51.186
7	13:54:44.722	1:51.547	1:00.947	50.600	4	13:43:53.803	1:52.963	1:02.015	50.948
(334) Mathias Gryning					5	13:46:06.701	2:12.898	1:09.690	1:03.208
1	13:38:41.696	1:54.953	1:03.078	51.875	6	13:48:02.586	1:55.885	1:03.136	52.749
2	13:41:10.083	2:28.387	1:24.765	1:03.622	7	13:49:55.471	1:52.885	1:02.263	50.622
3	13:43:02.820	1:52.737	1:01.762	50.975	8	13:51:49.430	1:53.959	1:03.179	50.780
4	13:45:31.829	2:29.009	1:25.567	1:03.442	9	13:53:43.615	1:54.185	1:03.001	51.184
5	13:47:24.836	1:53.007	1:01.915	51.092	10	13:55:36.964	1:53.349	1:02.261	51.088
6	13:49:52.431	2:27.595	1:25.363	1:02.232	(173) Jonas Larsen				
7	13:51:44.303	1:51.872	1:01.407	50.465	1	13:39:24.871	1:56.860	1:04.522	52.338
8	13:53:36.729	1:52.426	1:01.349	51.077	2	13:41:19.405	1:54.534	1:03.056	51.478
(8) George Cabal					3	13:43:14.344	1:54.939	1:02.672	52.267
1	13:38:21.774	1:53.790	1:02.404	51.386	4	13:45:46.629	2:32.285	1:28.262	1:04.023
2	13:40:15.761	1:53.987	1:03.002	50.985	5	13:47:39.642	1:53.013	1:01.981	51.032
3	13:42:08.867	1:53.106	1:02.011	51.095	6	13:49:34.286	1:54.644	1:02.835	51.809
4	13:47:10.659	5:01.792	4:01.367	1:00.425	7	13:53:12.619	3:38.333	2:39.741	58.592
5	13:49:02.629	1:51.970	1:01.607	50.363	8	13:55:06.919	1:54.300	1:03.003	51.297
6	13:50:54.992	1:52.363	1:02.040	50.323	(85) Marcus-Lee Soper				
(899) Nils Gehrke					1	13:38:58.846	1:53.379	1:02.246	51.133
1	13:38:33.894	1:53.218	1:01.431	51.787	2	13:40:53.298	1:54.452	1:02.209	52.243
2	13:40:49.481	2:15.587	1:14.243	1:01.344	3	13:43:26.250	2:32.952	1:24.138	1:08.814
3	13:42:42.425	1:52.944	1:01.649	51.295	4	13:45:19.772	1:53.522	1:01.675	51.847
4	13:44:54.915	2:12.490	1:11.432	1:01.058	5	13:47:42.462	2:22.690	1:19.046	1:03.644
5	13:46:47.020	1:52.105	1:00.638	51.467	6	13:49:36.240	1:53.778	1:02.751	51.027
6	13:50:42.670	3:55.650	2:37.397	1:18.253	7	13:51:52.840	2:16.600	1:19.655	56.945
7	13:52:41.480	1:58.810	1:01.699	57.111	8	13:53:46.665	1:53.825	1:02.671	51.154
8	13:54:34.612	1:53.132	1:01.564	51.568	9	13:56:24.982	2:38.317	1:24.751	1:13.566
(536) Michael Sandner					(166) Jon Mundhenk				
1	13:38:44.178	1:54.961	1:02.603	52.358	1	13:38:23.430	1:58.866	1:05.555	53.311
2	13:40:59.434	2:15.256	1:17.408	57.848	2	13:40:20.172	1:56.742	1:04.628	52.114
3	13:42:52.805	1:53.371	1:01.950	51.421	3	13:42:16.673	1:56.501	1:03.594	52.907
4	13:45:54.846	3:02.041	2:05.034	57.007	4	13:46:26.093	4:09.420	3:12.726	56.694
5	13:47:46.966	1:52.120	1:01.314	50.806	5	13:48:20.162	1:54.069	1:02.943	51.126
6	13:50:15.869	2:28.903	1:29.748	59.155	6	13:52:19.900	3:59.738	2:50.573	1:09.165
7	13:52:08.937	1:53.068	1:01.717	51.351	7	13:54:14.630	1:54.730	1:03.220	51.510
8	13:55:42.054	3:33.117	2:23.006	1:10.111	(712) Danny Neubauer				
(118) Steffen Lütges					1	13:38:46.591	1:54.995	1:03.121	51.874
1	13:38:27.567	1:53.978	1:02.647	51.331	2	13:40:41.212	1:54.621	1:03.269	51.352
2	13:40:30.440	2:02.873	1:07.710	55.163	3	13:42:47.432	2:06.220	1:09.309	56.911
3	13:42:23.892	1:53.452	1:02.068	51.384	4	13:44:41.759	1:54.327	1:03.093	51.234
4	13:44:26.465	2:02.573	1:08.734	53.839	5	13:47:03.885	2:22.126	1:19.037	1:03.089
5	13:46:23.987	1:57.522	1:03.959	53.563	6	13:48:58.106	1:54.221	1:02.731	51.490
6	13:48:16.412	1:52.425	1:01.805	50.620	7	13:51:22.037	2:23.931	1:17.675	1:06.256
7	13:50:21.285	2:04.873	1:11.094	53.779	8	13:53:28.720	2:06.683	1:07.371	59.312
8	13:52:16.437	1:55.152	1:01.709	53.443	9	13:55:24.140	1:55.420	1:02.992	52.428
9	13:54:09.874	1:53.437	1:02.345	51.092	(127) Nico Busch				
10	13:56:15.280	2:05.406	1:10.461	54.945	1	13:38:56.758	2:13.436	1:08.235	1:05.201
(464) Mike te Beest					2	13:40:52.148	1:55.390	1:02.987	52.403
1	13:38:08.683	1:54.179	1:03.175	51.004	3	13:43:21.672	2:29.524	1:24.012	1:05.512
					4	13:45:17.611	1:55.939	1:03.566	52.373



33. ADAC Motocross Jauer

Klasse 2 Youngster Cup

Am Hahneberg 1,710 Km

Qualifying Group 2

09.08.2014 13:25

Qualifying (20:00 Time) started at 13:34:30

Lap	Time of Day	Lap Tm	S1 Tm	S2 Tm	Lap	Time of Day	Lap Tm	S1 Tm	S2 Tm
5	13:47:48.618	2:31.007	1:26.412	1:04.595	3	13:43:15.352	2:04.549	1:09.213	55.336
6	13:49:43.361	1:54.743	1:02.628	52.115	4	13:45:16.577	2:01.225	1:06.364	54.861
7	13:52:18.086	2:34.725	1:25.393	1:09.332	5	13:48:19.617	3:03.040	2:07.411	55.629
8	13:55:32.046	3:13.960	2:04.163	1:09.797	6	13:50:26.978	2:07.361	1:10.374	56.987
(324) Alexander Banzirsch					7	13:52:27.013	2:00.035	1:06.403	53.632
1	13:38:20.979	1:57.103	1:04.393	52.710	8	13:54:27.787	2:00.774	1:05.927	54.847
2	13:40:17.761	1:56.782	1:04.411	52.371	9	13:56:27.227	1:59.440	1:05.526	53.914
3	13:42:13.795	1:56.034	1:03.818	52.216	(836) Christopher Grunert				
4	13:45:02.286	2:48.491	1:50.533	57.958	1	13:39:10.672	2:03.202	1:08.260	54.942
5	13:46:58.464	1:56.178	1:03.563	52.615					
6	13:48:54.091	1:55.627	1:03.689	51.938					
7	13:50:49.884	1:55.793	1:03.953	51.840					
8	13:52:45.459	1:55.575	1:04.116	51.459					
(386) Luis Carstens									
1	13:38:16.095	1:57.052	1:04.488	52.564					
2	13:40:19.729	2:03.634	1:07.965	55.669					
3	13:42:16.335	1:56.606	1:03.837	52.769					
4	13:45:26.138	3:09.803	2:10.766	59.037					
5	13:47:21.957	1:55.819	1:03.642	52.177					
6	13:49:24.047	2:02.090	1:08.091	53.999					
7	13:51:20.664	1:56.617	1:03.654	52.963					
8	13:53:17.099	1:56.435	1:03.723	52.712					
(224) Clemens Neurauter									
1	13:39:29.281	2:00.491	1:05.647	54.844					
2	13:42:34.182	3:04.901	2:03.575	1:01.326					
3	13:44:30.730	1:56.548	1:04.111	52.437					
4	13:46:27.133	1:56.403	1:03.417	52.986					
5	13:50:06.937	3:39.804	2:39.613	1:00.191					
6	13:52:20.351	2:13.414	1:05.476	1:07.938					
7	13:54:19.421	1:59.070	1:04.913	54.157					
8	13:56:25.710	2:06.289	1:04.182	1:02.107					
(211) Fabian Strobel									
1	13:38:40.688	1:58.470	1:05.197	53.273					
2	13:40:54.848	2:14.160	1:11.364	1:02.796					
3	13:42:51.573	1:56.725	1:03.961	52.764					
4	13:46:15.956	3:24.383	2:22.388	1:01.995					
5	13:48:14.397	1:58.441	1:04.436	54.005					
6	13:50:32.530	2:18.133	1:16.004	1:02.129					
7	13:52:29.287	1:56.757	1:03.932	52.825					
8	13:54:50.553	2:21.266	1:19.073	1:02.193					
(476) Hannes Wegner									
1	13:39:23.950	1:59.880	1:06.061	53.819					
2	13:41:35.911	2:11.961	1:12.816	59.145					
3	13:43:34.666	1:58.755	1:04.856	53.899					
4	13:47:20.519	3:45.853	2:44.130	1:01.723					
5	13:49:17.796	1:57.277	1:04.438	52.839					
6	13:55:56.458	6:38.662	5:33.697	1:04.965					
(951) Kevin Sayda									
1	13:38:52.300	2:00.288	1:05.648	54.640					
2	13:41:17.573	2:25.273	1:31.073	54.200					
3	13:43:16.654	1:59.081	1:06.241	52.840					
4	13:45:29.215	2:12.561	1:14.157	58.404					
5	13:47:27.437	1:58.222	1:05.591	52.631					
6	13:49:25.677	1:58.240	1:05.047	53.193					
7	13:53:31.422	4:05.745	3:08.176	57.569					
8	13:55:28.943	1:57.521	1:04.275	53.246					
(276) Rosell Joan David									
1	13:39:04.761	2:06.847	1:11.860	54.987					
2	13:41:10.803	2:06.042	1:09.720	56.322					



33. ADAC Motocross Jauer 09. - 10. August 2014

MX Youngster Cup

Track length: 1.710 m

Startgrid MX-Youngster Last Chance

Start Time: 09th of August 2014

Pos.	No.	Name	FNM	Nat./Hometown	Trademark	Entrant / Team
1	43	Raths, Niklas	DMSB	GER/ Niederzier	SUZUKI	Sturm Racing Team
2	536	Sandner, Michael	OeAMTC	AUT/ Rainbach	KAWASAKI	Suzuki Team marXparts-Motocenter Heg
3	799	Jepsen, Emil	DMU	DEN/ Soenderborg	HONDA	KMP Honda Repsol Racing Team
4	118	Lütges, Steffen	DMSB	GER/ Grevenbroich	SUZUKI	Motorrad Waldmann
5	137	Bruggmann, Luca	FMS	LIE/ Balzers (FL)	KTM	KTM Team marXparts-Motocenter Hegat
6	464	te Beest, Mike	KNMV	NED/ Duiven	KTM	Falcon Motorsports
7	180	Friedli, Pascal	FMS	SUI/ Bottenwil	KAWASAKI	H Four MX-Raceland
8	38	Van de Sande, Axel	FMB	BEL/ KERMT	KTM	
9	125	Harlacher, Marjüs	DMSB	GER/ Maselheim	HONDA	Team Honda Waldmann
10	173	Larsen, Jonas	DMU	DEN/ skanderborg	HONDA	KMP-REPSOSL-Honda
11	205	Schnegg, Patric	FMS	SUI/ Gränichen	KAWASAKI	H Four MX-Raceland
12	85	Soper, Marcus-Lee	ACU	GBR/ Elsendorp	SUZUKI	Suzuki Team marXparts-Motocenter Heg
13	907	Wolff, Dennis	DMSB	GER/ Leverkusen	SUZUKI	Team Suzuki Reinecke
14	166	Mundhenk, Jon	DMSB	GER/ Bokel	KAWASAKI	
15	435	Korneliussen, Sam	DMU	DEN/ aalborg sv	KAWASAKI	STURM RACING TEAM
16	712	Neubauer, Danny	DMSB	GER/ Cunersdorf	KAWASAKI	Team Mx Point.de
17	828	Schirocki, Dorian-Gabor	DMSB	GER/ Geisenfeld	YAMAHA	MXC.de Racing Team
18	127	Busch, Nico	DMSB	GER/ Nützen	KTM	BvZ Racing Team
19	612	Ebinger, Tim	DMSB	GER/ Großaspach	HONDA	
20	324	Banzirsch, Alexander	OeAMTC	AUT/ Eidenberg	KTM	Team Bgtech - BRAUMANDL
21	398	Ast, Leon	DMSB	GER/ Blankenburg	YAMAHA	
22	386	Carstens, Luis	PZM	POL/ ?ukta	SUZUKI	Team DIGA-Procross
23	133	Sujatta, Robin	DMSB	GER/ Rheurdt	SUZUKI	Twenty Suspension Suzuki
24	224	Neurauter, Clemens	OeAMTC	AUT/ Ötz	KTM	
25	227	Gallwitz, Vincent	DMSB	GER/ Rheinberg	YAMAHA	Team Yamaha Motor Deutschland- AC M
26	211	Strobel, Fabian	DMSB	GER/ Bernstadt	SUZUKI	Team Suzuki Waldmann
27	503	Kaas, Oliver	DMSB	GER/ Schwanstetten	HONDA	Rockstar Meyer Honda Racing
28	476	Wegner, Hannes	DMSB	GER/ Belling	KTM	KTM GST / GARIN MX
29	751	Joppich, Dominik	DMSB	GER/ Neubiberg	HONDA	MXC.de Racing-Team
30	951	Sayda, Kevin	DMSB	GER/ Aichach	KAWASAKI	Sturm Racing Team
31	220	Hess, Xaver	DMSB	GER/ Manching	YAMAHA	MXC.de Racing Team
32	276	Joan David, Rosell	RFME	ESP/ SANT ANTONI DE VIL	YAMAHA	Team Yamaha Motor Deutschland- AC M
33	290	Franzmann, Niko	DMSB	GER/ Heiligenhafen	KTM	BVZ Racing Team
34	836	Grunert, Christopher	DMSB	GER/ Potsdam, Groß Glienic	SUZUKI	ADAC Berlin-Brandenburg
35	961	Haker, Dario	DMSB	GER/ Grönwohld	TM	Eckert Maxxis TM Racing Team

Announcements: These results are provisional until the conclusion of any judicial and technical matters

Clerk of the course Uwe Petzold:

Jury President Olaf Noack:

Timekeeping Steffen Kirchhof:

Posted at: h

Printed: 09.08.2014 13:58

Reg. Nr MX 32/14



33. ADAC Motocross Jauer

Klasse 2 Youngster Cup

Am Hahneberg 1,710 Km

Last Chance Race

09.08.2014 16:15

Race (15:00 and 2 Laps) started at 16:13:16

Pos	No.	Name	FNM	Nat/Hometown	Trademark	Entrant / Team	Laps	Total Tm	Diff	Best Tm	In Lap	Points
1	536	Michael Sandner	OeAMTC	AUT/ Rainbach	KAWASAKI	Suzuki Team marXparts-Motocen	9	19:15.283		1:56.285	5	0
2	43	Niklas Rath	DMSB	GER/ Niederzier	SUZUKI	Sturm Racing Team	9	19:18.393	3.110	1:56.185	4	0
3	173	Jonas Larsen	DMU	DEN/ skanderborg	HONDA	KMP-REPSOL-Honda	9	19:20.306	5.023	1:55.709	5	0
4	85	Marcus-Lee Soper	ACU	GBR/ Elsendorp	SUZUKI	Suzuki Team marXparts-Motocen	9	19:21.274	5.991	1:56.564	6	0
5	38	Axel Van de Sande	FMB	BEL/ KERMT	KTM		9	19:22.155	6.872	1:56.409	4	0
6	464	Mike te Beest	KNMV	NED/ Duiven	KTM	Falcon Motorsports	9	19:27.719	12.436	1:56.577	5	0
7	799	Emil Jepsen	DMU	DEN/ Soenderborg	HONDA	KMP Honda Repsol Racing Team	9	19:31.991	16.708	1:56.241	7	0
8	118	Steffen Lütges	DMSB	GER/ Grevenbroich	SUZUKI	Motorrad Waldmann	9	19:33.213	17.930	1:56.015	7	0
9	386	Luis Carstens	PZM	POL/ ?ukta	SUZUKI	Team DIGA-Procross	9	19:34.686	19.403	1:56.646	4	0
10	137	Luca Bruggmann	FMS	LIE/ Balzers (FL)	KTM	KTM Team marXparts-Motocente	9	19:36.973	21.690	1:56.323	8	0
11	180	Pascal Friedli	FMS	SUI/ Bottenwil	KAWASAKI	H Four MX-Raceland	9	19:42.270	26.987	1:57.732	8	0
12	712	Danny Neubauer	DMSB	GER/ Cunersdorf	KAWASAKI	Team Mx Point.de	9	19:47.734	32.451	1:57.927	6	0
13	211	Fabian Strobel	DMSB	GER/ Bernstadt	SUZUKI	Team Suzuki Waldmann	9	19:52.068	36.785	1:58.656	7	0
14	227	Vincent Gallwitz	DMSB	GER/ Rheinberg	YAMAHA	Team Yamaha Motor Deutschland	9	19:53.359	38.076	1:58.222	9	0
15	324	Alexander Banzirsch	OeAMTC	AUT/ Eidenberg	KTM	Team Bgtech - BRAUMANDL	9	19:53.727	38.444	1:57.140	4	0
16	205	Patric Schnegg	FMS	SUI/ Gränichen	KAWASAKI	H Four MX-Raceland	9	19:56.727	41.444	1:58.009	6	0
17	951	Kevin Sayda	DMSB	GER/ Aichach	KAWASAKI	Sturm Racing Team	9	20:03.225	47.942	1:58.343	7	0
18	476	Hannes Wegner	DMSB	GER/ Belling	KTM	KTM GST / GARIN MX	9	20:12.283	57.000	2:00.219	6	0
19	435	Sam Korneliussen	DMU	DEN/ aalborg sv	KAWASAKI	STURM RACING TEAM	9	20:13.577	58.294	1:59.847	9	0
20	503	Oliver Kaas	DMSB	GER/ Schwanstetten	HONDA	Rockstar Meyer Honda Racing	9	20:15.199	59.916	2:00.599	2	0
21	828	Dorian-Gabor Schiroc	DMSB	GER/ Geisenfeld	YAMAHA	MXC.de Racing Team	9	20:21.950	1:06.667	1:59.969	9	0
22	276	Rosell Joan David	RFME	ESP/ SANT ANTONI DE V	YAMAHA	Team Yamaha Motor Deutschland	9	20:22.836	1:07.553	1:59.712	9	0
23	133	Robin Sujatta	DMSB	GER/ Rheurdt	SUZUKI	Twenty Suspension Suzuki	9	20:38.236	1:22.953	1:59.296	8	0
24	224	Clemens Neurauter	OeAMTC	AUT/ Ötz	KTM		9	20:41.809	1:26.526	2:00.859	4	0
25	961	Dario Haker	DMSB	GER/ Grönwohld	TM	Eckert Maxxis TM Racing Team	9	21:10.996	1:55.713	2:06.577	4	0
26	907	Dennis Wolff	DMSB	GER/ Leverkusen	SUZUKI	Team Suzuki Reinecke	8	19:22.490	1 Lap	1:59.837	2	0
27	836	Christopher Grunert	DMSB	GER/ Potsdam, Groß Glie	SUZUKI	ADAC Berlin-Brandenburg	8	21:01.160	1 Lap	2:11.989	2	0

Not classified (75% = 7 Laps)

DNF	398	Leon Ast	DMSB	GER/ Blankenburg	YAMAHA		7	16:02.903	DNF	1:59.693	7	0
DNF	220	Xaver Hess	DMSB	GER/ Manching	YAMAHA	MXC.de Racing Team	5	12:08.743	DNF	2:00.300	2	0
DNF	612	Tim Ebinger	DMSB	GER/ Großaspach	HONDA		5	13:05.894	DNF	1:58.245	3	0
DNF	125	Marjús Harlacher	DMSB	GER/ Maselheim	HONDA	Team Honda Waldmann	3	10:08.893	DNF	2:04.349	2	0
DNF	166	Jon Mundhenk	DMSB	GER/ Bokel	KAWASAKI		2	6:43.967	DNF	2:06.372	1	0
DNF	127	Nico Busch	DMSB	GER/ Nützen	KTM	BvZ Racing Team	2	7:10.597	DNF	1:59.069	1	0
DNF	290	Niko Franzmann	DMSB	GER/ Heiligenhafen	KTM	BVZ Racing Team	1	4:05.890	DNF	2:04.479	1	0
DNF	751	Dominik Joppich	DMSB	GER/ Neubiberg	HONDA	MXC.de Racing-Team			DNF		0	0

Announcements

These results are provisional until the conclusion of any judicial and technical matters!

Position 1 - 6 are qualified to the races!

Started: 35 Classified: 27 Not classified: 8

Margin of Victory	Ø km/h	Best Lap Tm	km/h	Best Lap by
3.110	47,957	1:55.709	53,202	173 - Jonas Larsen

Official Timing www.camp-company.de / www.motorsport-events.se Orbits

Timekeeping Steffen Kirchhof:

Clerk of the course Uwe Petzold:

www.mylaps.com

Jury President Olaf Noack:

Reg. Nr MX 32/14

Licensed to: Camp Company GmbH

Printed: 09.08.2014 16:38:44

posted at:

h



33. ADAC Motocross Jauer

Klasse 2 Youngster Cup

Am Hahneberg 1,710 Km

Last Chance Race

09.08.2014 16:15

Race (15:00 and 2 Laps) started at 16:13:16

Lap	Time of Day	Lap Tm	S1 Tm	S2 Tm	Lap	Time of Day	Lap Tm	S1 Tm	S2 Tm
(536) Michael Sandner					(799) Emil Jepsen				
1	16:16:58.194	1:57.430	1:04.798	52.632	1	16:17:12.610	1:59.447	1:05.826	53.621
2	16:18:54.789	1:56.595	1:04.145	52.450	2	16:19:10.174	1:57.564	1:04.533	53.031
3	16:20:51.225	1:56.436	1:04.718	51.718	3	16:21:06.679	1:56.505	1:04.045	52.460
4	16:22:47.686	1:56.461	1:03.677	52.784	4	16:23:03.550	1:56.871	1:04.161	52.710
5	16:24:43.971	1:56.285	1:03.864	52.421	5	16:25:00.392	1:56.842	1:04.206	52.636
6	16:26:40.512	1:56.541	1:04.195	52.346	6	16:26:57.343	1:56.951	1:04.001	52.950
7	16:28:37.621	1:57.109	1:04.413	52.696	7	16:28:53.584	1:56.241	1:03.545	52.696
8	16:30:35.459	1:57.838	1:04.356	53.482	8	16:30:51.402	1:57.818	1:04.391	53.427
9	16:32:32.067	1:56.608	1:04.304	52.304	9	16:32:48.775	1:57.373	1:04.305	53.068
(43) Niklas Raths					(118) Steffen Lütges				
1	16:16:59.796	1:57.659	1:05.011	52.648	1	16:17:07.935	1:59.052	1:05.051	54.001
2	16:18:56.916	1:57.120	1:04.567	52.553	2	16:19:08.064	2:00.129	1:06.558	53.571
3	16:20:53.886	1:56.970	1:04.692	52.278	3	16:21:05.670	1:57.606	1:04.095	53.511
4	16:22:50.071	1:56.185	1:03.648	52.537	4	16:23:04.636	1:58.966	1:05.554	53.412
5	16:24:46.530	1:56.459	1:04.185	52.274	5	16:25:01.927	1:57.291	1:03.632	53.659
6	16:26:43.140	1:56.610	1:03.622	52.988	6	16:26:58.835	1:56.908	1:03.148	53.760
7	16:28:40.435	1:57.295	1:03.851	53.444	7	16:28:54.850	1:56.015	1:03.220	52.795
8	16:30:37.531	1:57.096	1:03.854	53.242	8	16:30:52.673	1:57.823	1:03.797	54.026
9	16:32:35.177	1:57.646	1:03.423	54.223	9	16:32:49.997	1:57.324	1:03.595	53.729
(173) Jonas Larsen					(386) Luis Carstens				
1	16:17:05.872	1:58.628	1:05.491	53.137	1	16:17:08.468	2:00.274	1:06.536	53.738
2	16:19:02.437	1:56.565	1:04.439	52.126	2	16:19:06.768	1:58.300	1:05.283	53.017
3	16:20:58.488	1:56.051	1:03.949	52.102	3	16:21:04.313	1:57.545	1:04.718	52.827
4	16:22:55.207	1:56.719	1:03.552	53.167	4	16:23:00.959	1:56.646	1:04.474	52.172
5	16:24:50.916	1:55.709	1:03.909	51.800	5	16:24:58.748	1:57.789	1:04.972	52.817
6	16:26:48.299	1:57.383	1:03.816	53.567	6	16:26:56.011	1:57.263	1:04.237	53.026
7	16:28:44.515	1:56.216	1:03.671	52.545	7	16:28:54.476	1:58.465	1:05.258	53.207
8	16:30:40.569	1:56.054	1:03.679	52.375	8	16:30:53.535	1:59.059	1:05.001	54.058
9	16:32:37.090	1:56.521	1:03.077	53.444	9	16:32:51.470	1:57.935	1:04.453	53.482
(85) Marcus-Lee Soper					(137) Luca Bruggmann				
1	16:17:01.728	1:57.968	1:04.877	53.091	1	16:17:14.308	2:01.128	1:06.799	54.329
2	16:18:58.479	1:56.751	1:04.158	52.593	2	16:19:13.235	1:58.927	1:05.775	53.152
3	16:20:55.456	1:56.977	1:04.459	52.518	3	16:21:11.375	1:58.140	1:05.880	52.260
4	16:22:52.444	1:56.988	1:04.184	52.804	4	16:23:08.668	1:57.293	1:04.342	52.951
5	16:24:49.192	1:56.748	1:04.375	52.373	5	16:25:06.984	1:58.316	1:05.684	52.632
6	16:26:45.756	1:56.564	1:03.837	52.727	6	16:27:03.368	1:56.384	1:03.544	52.840
7	16:28:42.975	1:57.219	1:03.852	53.367	7	16:29:00.558	1:57.190	1:04.129	53.061
8	16:30:40.342	1:57.367	1:03.864	53.503	8	16:30:56.881	1:56.323	1:03.696	52.627
9	16:32:38.058	1:57.716	1:04.693	53.023	9	16:32:53.757	1:56.876	1:03.458	53.418
(38) Axel Van de Sande					(180) Pascal Friedli				
1	16:17:03.288	1:58.287	1:05.294	52.993	1	16:17:10.432	2:00.050	1:06.409	53.641
2	16:19:00.563	1:57.275	1:04.910	52.365	2	16:19:11.003	2:00.571	1:06.403	54.168
3	16:20:57.094	1:56.531	1:04.371	52.160	3	16:21:10.251	1:59.248	1:05.828	53.420
4	16:22:53.503	1:56.409	1:04.157	52.252	4	16:23:08.366	1:58.115	1:04.615	53.500
5	16:24:50.000	1:56.497	1:04.562	51.935	5	16:25:06.478	1:58.112	1:05.385	52.727
6	16:26:47.023	1:57.023	1:04.055	52.968	6	16:27:04.977	1:58.499	1:05.392	53.107
7	16:28:43.796	1:56.773	1:04.198	52.575	7	16:29:03.565	1:58.588	1:04.615	53.973
8	16:30:41.742	1:57.946	1:05.445	52.501	8	16:31:01.297	1:57.732	1:04.390	53.342
9	16:32:38.939	1:57.197	1:04.210	52.987	9	16:32:59.054	1:57.757	1:04.657	53.100
(464) Mike te Beest					(712) Danny Neubauer				
1	16:17:04.339	1:58.818	1:05.348	53.470	1	16:17:10.230	1:58.917	1:05.126	53.791
2	16:19:01.620	1:57.281	1:04.424	52.857	2	16:19:11.243	2:01.013	1:06.353	54.660
3	16:20:59.519	1:57.899	1:05.323	52.576	3	16:21:12.093	2:00.850	1:06.528	54.322
4	16:22:56.277	1:56.758	1:04.077	52.681	4	16:23:10.633	1:58.540	1:05.323	53.217
5	16:24:52.854	1:56.577	1:04.154	52.423	5	16:25:08.963	1:58.330	1:05.241	53.089
6	16:26:49.441	1:56.587	1:03.733	52.854	6	16:27:06.890	1:57.927	1:04.822	53.105
7	16:28:46.890	1:57.449	1:04.722	52.727	7	16:29:06.088	1:59.198	1:05.356	53.842
8	16:30:44.881	1:57.991	1:04.291	53.700	8	16:31:05.306	1:59.218	1:05.368	53.850
9	16:32:44.503	1:59.622	1:04.682	54.940	9	16:33:04.518	1:59.212	1:05.482	53.730



33. ADAC Motocross Jauer

Klasse 2 Youngster Cup

Am Hahneberg 1,710 Km

Last Chance Race

09.08.2014 16:15

Race (15:00 and 2 Laps) started at 16:13:16

Lap	Time of Day	Lap Tm	S1 Tm	S2 Tm	Lap	Time of Day	Lap Tm	S1 Tm	S2 Tm
(211) Fabian Strobel					(435) Sam Korneliussen				
1	16:17:12.034	2:02.009	1:06.060	55.949	1	16:17:18.131	2:02.874	1:07.097	55.777
2	16:19:12.916	2:00.882	1:07.004	53.878	2	16:19:18.545	2:00.414	1:06.049	54.365
3	16:21:14.010	2:01.094	1:06.775	54.319	3	16:21:22.840	2:04.295	1:08.619	55.676
4	16:23:12.772	1:58.762	1:05.538	53.224	4	16:23:24.966	2:02.126	1:06.616	55.510
5	16:25:11.745	1:58.973	1:05.395	53.578	5	16:25:27.223	2:02.257	1:06.514	55.743
6	16:27:11.332	1:59.587	1:05.425	54.162	6	16:27:27.226	2:00.003	1:05.805	54.198
7	16:29:09.988	1:58.656	1:05.319	53.337	7	16:29:28.449	2:01.223	1:06.794	54.429
8	16:31:10.128	2:00.140	1:05.509	54.631	8	16:31:30.514	2:02.065	1:06.890	55.175
9	16:33:08.852	1:58.724	1:05.148	53.576	9	16:33:30.361	1:59.847	1:05.519	54.328
(227) Vincent Gallwitz					(503) Oliver Kaas				
1	16:17:12.296	2:00.826	1:06.442	54.384	1	16:17:14.410	2:01.874	1:06.994	54.880
2	16:19:14.393	2:02.097	1:07.420	54.677	2	16:19:15.009	2:00.599	1:06.593	54.006
3	16:21:15.509	2:01.116	1:06.203	54.913	3	16:21:16.029	2:01.020	1:06.396	54.624
4	16:23:14.837	1:59.328	1:05.750	53.578	4	16:23:17.515	2:01.486	1:06.635	54.851
5	16:25:15.100	2:00.263	1:05.570	54.693	5	16:25:23.005	2:05.490	1:10.342	55.148
6	16:27:14.688	1:59.588	1:05.991	53.597	6	16:27:24.547	2:01.542	1:06.755	54.787
7	16:29:13.141	1:58.453	1:04.875	53.578	7	16:29:26.177	2:01.630	1:07.067	54.563
8	16:31:11.921	1:58.780	1:05.197	53.583	8	16:31:29.916	2:03.739	1:08.611	55.128
9	16:33:10.143	1:58.222	1:05.233	52.989	9	16:33:31.983	2:02.067	1:07.558	54.509
(324) Alexander Banzirsch					(828) Dorian-Gabor Schirocki				
1	16:17:26.146	2:12.128	1:07.297	1:04.831	1	16:17:23.554	2:04.962	1:08.853	56.109
2	16:19:24.583	1:58.437	1:05.702	52.735	2	16:19:26.766	2:03.212	1:07.982	55.230
3	16:21:22.770	1:58.187	1:04.536	53.651	3	16:21:29.787	2:03.021	1:07.261	55.760
4	16:23:19.910	1:57.140	1:04.639	52.501	4	16:23:32.150	2:02.363	1:07.625	54.738
5	16:25:19.280	1:59.370	1:06.708	52.662	5	16:25:35.522	2:03.372	1:07.284	56.088
6	16:27:16.425	1:57.145	1:04.243	52.902	6	16:27:36.745	2:01.223	1:06.392	54.831
7	16:29:14.227	1:57.802	1:04.592	53.210	7	16:29:37.761	2:01.016	1:06.494	54.522
8	16:31:11.905	1:57.678	1:05.059	52.619	8	16:31:38.765	2:01.004	1:06.421	54.583
9	16:33:10.511	1:58.606	1:05.436	53.170	9	16:33:38.734	1:59.969	1:06.110	53.859
(205) Patric Schnegg					(276) Rosell Joan David				
1	16:17:20.647	2:16.362	1:05.038	1:11.324	1	16:17:27.704	2:06.585	1:10.610	55.975
2	16:19:20.276	1:59.629	1:05.630	53.999	2	16:19:31.232	2:03.528	1:08.579	54.949
3	16:21:19.210	1:58.934	1:04.771	54.163	3	16:21:32.028	2:00.796	1:05.950	54.846
4	16:23:18.040	1:58.830	1:04.916	53.914	4	16:23:33.857	2:01.829	1:06.814	55.015
5	16:25:17.623	1:59.583	1:05.084	54.499	5	16:25:36.296	2:02.439	1:05.975	56.464
6	16:27:15.632	1:58.009	1:04.510	53.499	6	16:27:36.927	2:00.631	1:06.206	54.425
7	16:29:14.423	1:58.791	1:04.276	54.515	7	16:29:37.955	2:01.028	1:06.914	54.114
8	16:31:14.565	2:00.142	1:06.051	54.091	8	16:31:39.908	2:01.953	1:07.373	54.580
9	16:33:13.511	1:58.946	1:05.065	53.881	9	16:33:39.620	1:59.712	1:05.100	54.612
(951) Kevin Sayda					(133) Robin Sujatta				
1	16:17:20.059	2:02.843	1:07.951	54.892	1	16:17:22.337	2:03.280	1:07.901	55.379
2	16:19:21.220	2:01.161	1:06.014	55.147	2	16:19:22.664	2:00.327	1:06.027	54.300
3	16:21:21.971	2:00.751	1:06.471	54.280	3	16:21:24.940	2:02.276	1:05.878	56.398
4	16:23:22.238	2:00.267	1:06.832	53.435	4	16:23:39.558	2:14.618	1:20.420	54.198
5	16:25:23.472	2:01.234	1:06.141	55.093	5	16:25:40.497	2:00.939	1:06.358	54.581
6	16:27:21.876	1:58.404	1:04.955	53.449	6	16:27:41.483	2:00.986	1:06.036	54.950
7	16:29:20.219	1:58.343	1:04.334	54.009	7	16:29:48.683	2:07.200	1:09.431	57.769
8	16:31:19.813	1:59.594	1:05.469	54.125	8	16:31:47.979	1:59.296	1:05.116	54.180
9	16:33:20.009	2:00.196	1:05.395	54.801	9	16:33:55.020	2:07.041	1:07.717	59.324
(476) Hannes Wegner					(224) Clemens Neurauter				
1	16:17:19.390	2:03.056	1:07.811	55.245	1	16:17:25.384	2:05.358	1:08.939	56.419
2	16:19:19.702	2:00.312	1:06.164	54.148	2	16:19:37.340	2:11.956	1:08.027	1:03.929
3	16:21:20.894	2:01.192	1:06.692	54.500	3	16:21:42.366	2:05.026	1:07.274	57.752
4	16:23:24.442	2:03.548	1:07.471	56.077	4	16:23:43.225	2:00.859	1:05.706	55.153
5	16:25:26.328	2:01.886	1:06.406	55.480	5	16:25:45.710	2:02.485	1:07.296	55.189
6	16:27:26.547	2:00.219	1:05.919	54.300	6	16:27:47.574	2:01.864	1:07.399	54.465
7	16:29:27.213	2:00.666	1:06.391	54.275	7	16:29:51.133	2:03.559	1:07.032	56.527
8	16:31:28.037	2:00.824	1:06.540	54.284	8	16:31:52.441	2:01.308	1:06.354	54.954
9	16:33:29.067	2:01.030	1:06.799	54.231	9	16:33:58.593	2:06.152	1:09.373	56.779



33. ADAC Motocross Jauer

Klasse 2 Youngster Cup

Am Hahneberg 1,710 Km

Last Chance Race

09.08.2014 16:15

Race (15:00 and 2 Laps) started at 16:13:16

Lap	Time of Day	Lap Tm	S1 Tm	S2 Tm	Lap	Time of Day	Lap Tm	S1 Tm	S2 Tm
(961) Dario Haker					(290) Niko Franzmann				
1	16:17:29.966	2:08.140	1:10.655	57.485	2	16:20:27.381	3:24.979	1:59.945	1:25.034
2	16:19:36.819	2:06.853	1:09.379	57.474	1	16:17:22.674	2:04.479	1:07.797	56.682
3	16:21:44.706	2:07.887	1:09.936	57.951					
4	16:23:51.283	2:06.577	1:09.745	56.832					
5	16:25:59.256	2:07.973	1:10.099	57.874					
6	16:28:06.156	2:06.900	1:09.829	57.071					
7	16:30:13.877	2:07.721	1:10.330	57.391					
8	16:32:20.804	2:06.927	1:09.659	57.268					
9	16:34:27.780	2:06.976	1:09.831	57.145					
(907) Dennis Wolff									
1	16:17:07.383	2:00.771	1:06.272	54.499					
2	16:19:07.220	1:59.837	1:05.822	54.015					
3	16:21:07.104	1:59.884	1:05.663	54.221					
4	16:23:06.954	1:59.850	1:06.444	53.406					
5	16:25:36.197	2:29.243	1:30.926	58.317					
6	16:27:49.328	2:13.131	1:12.749	1:00.382					
7	16:30:07.911	2:18.583	1:19.777	58.806					
8	16:32:39.274	2:31.363	1:16.351	1:15.012					
(836) Christopher Grunert									
1	16:17:35.924	2:16.086	1:10.757	1:05.329					
2	16:19:47.913	2:11.989	1:13.161	58.828					
3	16:22:04.889	2:16.976	1:12.443	1:04.533					
4	16:24:26.485	2:21.596	1:17.685	1:03.911					
5	16:26:52.847	2:26.362	1:18.753	1:07.609					
6	16:29:20.622	2:27.775	1:21.299	1:06.476					
7	16:31:55.322	2:34.700	1:24.725	1:09.975					
8	16:34:17.944	2:22.622	1:19.986	1:02.636					
(398) Leon Ast									
1	16:17:13.593	2:01.654	1:06.469	55.185					
2	16:19:15.425	2:01.832	1:07.104	54.728					
3	16:21:17.381	2:01.956	1:07.116	54.840					
4	16:23:18.878	2:01.497	1:06.196	55.301					
5	16:25:19.493	2:00.615	1:05.897	54.718					
6	16:27:19.994	2:00.501	1:05.671	54.830					
7	16:29:19.687	1:59.693	1:05.408	54.285					
(220) Xaver Hess									
1	16:17:17.843	2:04.341	1:08.399	55.942					
2	16:19:18.143	2:00.300	1:05.899	54.401					
3	16:21:20.696	2:02.553	1:06.196	56.357					
4	16:23:22.069	2:01.373	1:05.620	55.753					
5	16:25:25.527	2:03.458	1:07.559	55.899					
(612) Tim Ebinger									
1	16:17:06.121	1:59.111	1:05.593	53.518					
2	16:19:05.526	1:59.405	1:05.886	53.519					
3	16:21:03.771	1:58.245	1:04.433	53.812					
4	16:23:02.754	1:58.983	1:04.264	54.719					
5	16:26:22.678	3:19.924	1:04.657	2:15.267					
(125) Marjús Harlacher									
1	16:17:23.974	2:09.557	1:05.773	1:03.784					
2	16:19:28.323	2:04.349	1:08.458	55.891					
3	16:23:25.677	3:57.354	2:50.295	1:07.059					
(166) Jon Mundhenk									
1	16:17:21.174	2:06.372	1:11.822	54.550					
2	16:20:00.751	2:39.577	1:06.011	1:33.566					
(127) Nico Busch									
1	16:17:02.402	1:59.069	1:05.016	54.053					

33. ADAC Motocross Jauer

Lapchart

Klasse 2 Youngster Cup

Am Hahneberg 1,710 Km

Last Chance Race

09.08.2014 16:15

Race (15:00 and 2 Laps) started at 16:13:16

Competitors	Laps										
		0	1	2	3	4	5	6	7	8	9
Michael Sandner (536)	1	536	536	536	536	536	536	536	536	536	536
Niklas Rath (43)	2	43	43	43	43	43	43	43	43	43	43
Nico Busch (127)	3	127	85	85	85	85	85	85	85	85	173
Marcus-Lee Soper (85)	4	85	127	38	38	38	38	38	38	173	85
Patric Schnegg (205)	5	205	38	464	173	173	173	173	173	38	38
Axel Van de Sande (38)	6	38	464	173	464	464	464	464	464	464	464
Mike te Beest (464)	7	464	173	612	612	386	386	386	799	799	799
Dennis Wolff (907)	8	907	612	386	386	612	799	799	386	118	118
Tim Ebinger (612)	9	612	907	907	118	799	118	118	118	386	386
Jonas Larsen (173)	10	173	118	118	799	118	180	137	137	137	137
Luis Carstens (386)	11	386	386	799	907	907	137	180	180	180	180
Steffen Lütges (118)	12	118	712	180	180	180	712	712	712	712	712
Fabian Strobel (211)	13	211	180	712	137	137	211	211	211	211	211
Pascal Friedli (180)	14	180	211	211	712	712	227	227	227	324	227
Danny Neubauer (712)	15	712	227	137	211	211	205	205	324	227	324
Vincent Gallwitz (227)	16	227	799	227	227	227	324	324	205	205	205
Leon Ast (398)	17	398	398	503	503	503	398	398	398	951	951
Oliver Kaas (503)	18	503	137	398	398	205	503	951	951	476	476
Emil Jepsen (799)	19	799	503	220	205	398	951	503	503	503	435
Luca Bruggmann (137)	20	137	220	435	220	324	220	476	476	435	503
Xaver Hess (220)	21	220	435	476	476	220	476	435	435	828	828
Alexander Banzirsch (324)	22	324	476	205	951	951	435	828	828	276	276
Marjüs Harlacher (125)	23	125	951	951	324	476	828	276	276	133	133
Jon Mundhenk (166)	24	166	205	133	435	435	907	133	133	224	224
Sam Korneliussen (435)	25	435	166	324	133	828	276	224	224	961	961
Hannes Wegner (476)	26	476	133	828	828	276	133	907	907	907	
Kevin Sayda (951)	27	951	290	125	276	133	224	961	961	836	
Niko Franzmann (290)	28	290	828	276	224	224	961	836	836		
Dorian-Gabor Schirocki (828)	29	828	125	961	961	961	612				
Robin Sujatta (133)	30	133	224	224	836	836	836				



33. ADAC Motocross Jauer 09. - 10. August 2014

MX Youngster Cup

Track length: 1.710 m

Startgrid MX-Youngster 1st and 2nd Heat

Start Time: 10th of August 2014

Pos.	No.	Name	FNM	Nat./Hometown	Trademark	Entrant / Team
1	10	Vlaanderen, Calvin	KNMV	NED/ Schmelz	KTM	KTM Bodo Schmidt Motorsports
2	29	Jacobi, Henry	DMSB	GER/ Bad Sulza	KTM	KTM Sarholz Racing Team
3	831	Wysocki, Tomasz	PZM	POL/ CHORZÓW	KTM	
4	346	Kjer Olsen, Thomas	DMU	DEN/ Sønderborg	HONDA	STC Racing
5	99	Zaragoza, Jorge	RFME	ESP/ VALENCIA	KAWASAKI	MONSTER ENERGY KAWASAKI ELF
6	245	Tinker-Walker, Kade	FMI	CAN/ medicina	SUZUKI	Team Castellari
7	318	Jasikonis, Arminas	LMSF	LTU/ Anyksčiai	KTM	Steel Mustang Racing
8	430	Malin, Valteri	SML	FIN/ Porvoo	KTM	KTM Sarholz Racing Team
9	381	Larrañaga Olano, Iker	RFME	GER/ Vitoria-Gasteiz	HUSQVARNA	
10	377	Krc, Martin	ACCR	CZE/ Šternberk	KTM	SZA-STAV racing team
11	100	Büttner, Stephan	DMSB	GER/ Schkölen	YAMAHA	Team Yamaha Motor Deutschland-AC
12	794	Björklund, Viktor	SVEMO	SWE/ Vasteras	KTM	
13	278	Vermijl, Thomas	FMB	BEL/ Helchteren	KTM	GPR Promo by Mefo
14	613	Kovar, Vaclav	ACCR	CZE/ Protivin	KTM	COFAIN Racing Team
15	595	Grobben, Cedric	FMB	BEL/ Opglabbeek	YAMAHA	Team Yamaha Motor Deutschland- AC
16	126	Schittenhelm, Moritz	DMSB	GER/ Urbach	KTM	Alskom Race Factory / Mefo Sport
17	315	Ecca, Gianluca	DMSB	GER/ Alpen	SUZUKI	Castrol Power 1 Moto-Web
18	825	Karner, Philipp	OeAMTC	AUT/ Prinzersdorf	HUSQVARNA	ÖMRC JLAW Racing Team
19	34	Hoffmann, Toni	DMSB	GER/ Wismar	KTM	BvZ Racing Team
20	184	König, Marco	DMSB	GER/ Ansbach	KTM	KOSAK Racing Team
21	226	Koch, Tom	DMSB	GER/ Wormstedt	SUZUKI	ADAC Hessen-Thüringen MX Masters F
22	494	Versluis, Dave	KNMV	NED/ Assendelf	SUZUKI	Team Castrol Power 1 Moto-Web
23	15	Ekerold, Stefan	DMSB	GER/ Weiskirchen	KTM	Ekerold Motorsport
24	189	Kordbarlag, Mika	DMSB	GER/ Schloß Holte- Stuken	KTM	Team KTM-GST Berlin
25	131	Ekerold, Bernhard	DMSB	GER/ Weiskirchen	KTM	Ekerold Motorsport
26	128	van de Mierden, Sven	KNMV	NED/ Valkenswaard	HUSQVARNA	Husquarna-SKS-Racing NL
27	202	Nedved, Jonas	ACCR	CZE/ Starý Plzenec	KTM	Buska ADOS KTM Team
28	282	Croci, Simone	FMI	ITA/ Caronno Pertusella	KTM	M.C. Hornets
29	178	van Heugten, Roy	KNMV	NED/ Achterveld	KTM	Modiform mx team
30	334	Gryning, Mathias	DMU	DEN/ Slagelse	SUZUKI	AB Suzuki by Reinecke
31	538	Kratzer, Michael	OeAMTC	AUT/ Anger	KAWASAKI	
32	8	Cabal, George	FRM	ROU/ Brasov	KTM	KTM Kosak Racing
33	331	Brendl, Ondrej	ACCR	CZE/ Skute?	KTM	Mefo Sport Racing Team
34	899	Gehrke, Nils	DMSB	GER/ Kaltenholzhausen	SUZUKI	Team AB-Racing by Suzuki Reinecke
35	536	Sandner, Michael	OeAMTC	AUT/ Rainbach	KAWASAKI	Suzuki Team marXparts-Motocenter He
36	43	Raths, Niklas	DMSB	GER/ Niederzier	SUZUKI	Sturm Racing Team
37	173	Larsen, Jonas	DMU	DEN/ skanderborg	HONDA	KMP-REPSOSL-Honda
38	85	Soper, Marcus-Lee	ACU	GBR/ Elsendorp	SUZUKI	Suzuki Team marXparts-Motocenter He
39	38	Van de Sande, Axel	FMB	BEL/ KERMT	KTM	
40	464	te Beest, Mike	KNMV	NED/ Duiven	KTM	Falcon Motorsports
Reserve						
1	799	Jepsen, Emil	DMU	DEN/ Soenderborg	HONDA	KMP Honda Repsol Racing Team
2	118	Lütges, Steffen	DMSB	GER/ Grevenbroich	SUZUKI	Motorrad Waldmann

Announcements: These results are provisional until the conclusion of any judicial and technical matters

Clerk of the course Uwe Petzold:

Jury President Olaf Noack:

Timekeeping Steffen Kirchhof:

Posted at: h

Printed: 09.08.2014 16:32

Reg. Nr MX 32/14



33. ADAC Motocross Jauer

Klasse 2 Youngster Cup

Am Hahneberg 1,710 Km

Warm up

10.08.2014 10:25

Practice (15:00 Time) started at 10:25:02

Pos	No.	Name	FNM	Nat/Hometown	Trademark	Entrant / Team	Laps	Best Tm	Diff	In Lap	km/h
1	10	Calvin Vlaanderen	KNMV	NED/ Schmelz	KTM	KTM Bodo Schmidt Motorsports	7	1:50.361		6	55,781
2	29	Henry Jacobi	DMSB	GER/ Bad Sulza	KTM	KTM Sarholz Racing Team	6	1:51.712	1.351	6	55,106
3	831	Tomasz Wysocki	PZM	POL/ CHORZÓW	KTM		7	1:51.999	1.638	7	54,965
4	318	Arminas Jasikonis	LMSF	LTU/ Anyksčiai	KTM	Steel Mustang Racing	7	1:52.180	1.819	7	54,876
5	99	Jorge Zaragoza	RFME	ESP/ VALENCIA	KAWASAKI	MONSTER ENERGY KAWASAKI ELF TEAM	7	1:52.242	1.881	7	54,846
6	245	Kade Tinker-Walker	FMI	CAN/ medicina	SUZUKI	Team Castellari	6	1:52.426	2.065	6	54,756
7	613	Vaclav Kovar	ACCR	CZE/ Protivin	KTM	COFAIN Racing Team	6	1:52.586	2.225	5	54,678
8	381	Iker Larrañaga Olano	RFME	GER/ Vitoria-Gasteiz	HUSQVARNA		6	1:52.658	2.297	5	54,643
9	346	Thomas Kjer Olsen	DMU	DEN/ Sønderborg	HONDA	STC Racing	5	1:52.903	2.542	4	54,525
10	8	George Cabal	FRM	ROU/ Brasov	KTM	KTM Kosak Racing	5	1:53.379	3.018	5	54,296
11	377	Martin Krc	ACCR	CZE/ Sternberk	KTM	SZA-STAV racing team	6	1:53.460	3.099	6	54,257
12	100	Stephan Büttner	DMSB	GER/ Schkölen	YAMAHA	Team Yamaha Motor Deutschland-AC Me	6	1:53.632	3.271	6	54,175
13	15	Stefan Ekerold	DMSB	GER/ Weiskirchen	KTM	Ekerold Motorsport	6	1:53.686	3.325	6	54,149
14	278	Thomas Vermijl	FMB	BEL/ Helchteren	KTM	GPR Promo by Mefo	7	1:53.847	3.486	6	54,073
15	189	Mika Kordbarlag	DMSB	GER/ Schloß Holte	KTM	Team KTM-GST Berlin	5	1:54.169	3.808	5	53,920
16	128	Sven van de Mierden	KNMV	NED/ Valkenswaard	HUSQVARNA	Husquarna-SKS-Racing NL	6	1:54.374	4.013	6	53,823
17	184	Marco König	DMSB	GER/ Ansbach	KTM	KOSAK Racing Team	5	1:54.454	4.093	5	53,786
18	538	Michael Kratzer	OeAMTC	AUT/ Anger	KAWASAKI		7	1:54.475	4.114	5	53,776
19	85	Marcus-Lee Soper	ACU	GBR/ Eilsendorp	SUZUKI	Suzuki Team marXparts-Motocenter Heg	6	1:54.565	4.204	5	53,734
20	126	Moritz Schittenhelm	DMSB	GER/ Urbach	KTM	Alskom Race Factory / Mefo Sport	5	1:54.734	4.373	5	53,655
21	794	Viktor Björklund	SVEMO	SWE/ Vasteras	KTM		6	1:54.745	4.384	5	53,649
22	282	Simone Croci	FMI	ITA/ Caronno Pertusa	KTM	M.C. Hornets	6	1:54.838	4.477	6	53,606
23	334	Mathias Gryning	DMU	DEN/ Slagelse	SUZUKI	AB Suzuki by Reinecke	6	1:55.046	4.685	6	53,509
24	536	Michael Sandner	OeAMTC	AUT/ Rainbach	KAWASAKI	Suzuki Team marXparts-Motocenter Heg	6	1:55.057	4.696	6	53,504
25	173	Jonas Larsen	DMU	DEN/ skanderborg	HONDA	KMP-REPSOL-Honda	5	1:55.145	4.784	5	53,463
26	825	Philipp Karner	OeAMTC	AUT/ Prinzensdorf	HUSQVARNA	ÖMRC JLaw Racing Team	6	1:55.417	5.056	5	53,337
27	178	Roy van Heugten	KNMV	NED/ Achterveld	KTM	Modiform mx team	7	1:55.534	5.173	7	53,283
28	464	Mike te Beest	KNMV	NED/ Duiven	KTM	Falcon Motorsports	6	1:55.646	5.285	5	53,231
29	315	Gianluca Ecce	DMSB	GER/ Alpen	SUZUKI	Castrol Power 1 Moto-Web	6	1:55.723	5.362	3	53,196
30	430	Valtteri Malin	SML	FIN/ Porvoo	KTM	KTM Sarholz Racing Team	4	1:55.844	5.483	3	53,140
31	38	Axel Van de Sande	FMB	BEL/ KERMT	KTM		7	1:56.085	5.724	6	53,030
32	202	Jonas Nedved	ACCR	CZE/ Stary Plzen	KTM	Buska ADOS KTM Team	7	1:56.232	5.871	7	52,963
33	494	Dave Versluis	KNMV	NED/ Assendelf	SUZUKI	Team Castrol Power 1 Moto-Web	6	1:56.296	5.935	6	52,934
34	799	Emil Jepsen	DMU	DEN/ Sønderborg	HONDA	KMP Honda Repsol Racing Team	7	1:56.815	6.454	7	52,699
35	331	Ondrej Brendl	ACCR	CZE/ Skute?	KTM	Mefo Sport Racing Team	6	1:57.206	6.845	6	52,523
36	118	Steffen Lütges	DMSB	GER/ Grevembroich	SUZUKI	Motorrad Waldmann	6	1:57.701	7.340	4	52,302
37	899	Nils Gehrke	DMSB	GER/ Kaltenholz	SUZUKI	Team AB-Racing by Suzuki Reinecke	6	1:57.846	7.485	3	52,238
38	131	Bernhard Ekerold	DMSB	GER/ Weiskirchen	KTM	Ekerold Motorsport	6	1:59.352	8.991	4	51,579
39	226	Tom Koch	DMSB	GER/ Wormstedt	SUZUKI	ADAC Hessen-Thüringen MX Masters Ro	6	1:59.841	9.480	4	51,368
40	34	Toni Hoffmann	DMSB	GER/ Wismar	KTM	BvZ Racing Team	5	1:59.940	9.579	2	51,326
41	595	Cedric Grobбен	FMB	BEL/ Opglabbeek	YAMAHA	Team Yamaha Motor Deutschland- AC M	5	2:01.227	10.866	4	50,781
42	43	Niklas Rath	DMSB	GER/ Niederzier	SUZUKI	Sturm Racing Team	1	2:15.615	25.254	1	45,393



33. ADAC Motocross Jauer

Klasse 2 Youngster Cup

Am Hahneberg 1,710 Km

Warm up

10.08.2014 10:25

Practice (15:00 Time) started at 10:25:02

Lap	Time of Day	Lap Tm	S1 Tm	S2 Tm	Lap	Time of Day	Lap Tm	S1 Tm	S2 Tm
(10) Calvin Vlaanderen					(346) Thomas Kjer Olsen				
1	10:29:15.467	2:04.338	1:07.815	56.523	1	10:30:32.976	2:01.196	1:08.168	53.028
2	10:31:09.089	1:53.622	1:03.024	50.598	2	10:32:52.528	2:19.552	1:06.925	1:12.627
3	10:33:18.824	2:09.735	1:07.812	1:01.923	3	10:35:43.583	2:51.055	1:02.308	1:48.747
4	10:35:09.914	1:51.090	1:00.943	50.147	4	10:37:36.486	1:52.903	1:01.928	50.975
5	10:38:10.529	3:00.615	1:14.243	1:46.372	5	10:40:02.392	2:25.906	1:01.544	1:24.362
6	10:40:00.890	1:50.361	1:00.449	49.912	(8) George Cabal				
7	10:42:22.126	2:21.236	1:16.008	1:05.228	1	10:30:15.310	2:12.269	1:13.276	58.993
(29) Henry Jacobi					2	10:32:21.393	2:06.083	1:10.305	55.778
1	10:29:58.484	2:12.427	1:14.222	58.205	3	10:34:17.369	1:55.976	1:03.731	52.245
2	10:32:00.750	2:02.266	1:04.055	58.211	4	10:37:16.408	2:59.039	1:03.624	1:55.415
3	10:34:16.828	2:16.078	1:12.791	1:03.287	5	10:39:09.787	1:53.379	1:02.105	51.274
4	10:36:09.618	1:52.790	1:02.224	50.566	(377) Martin Krc				
5	10:38:36.404	2:26.786	1:10.380	1:16.406	1	10:29:18.892	2:11.070	1:06.613	1:04.457
6	10:40:28.116	1:51.712	1:01.380	50.332	2	10:31:14.743	1:55.851	1:04.182	51.669
(831) Tomasz Wysocki					3	10:33:09.230	1:54.487	1:03.291	51.196
1	10:29:05.067	2:00.172	1:06.888	53.284	4	10:35:17.675	2:08.445	1:12.960	55.485
2	10:31:06.442	2:01.375	1:04.610	56.765	5	10:37:20.998	2:03.323	1:03.239	1:00.084
3	10:32:59.801	1:53.359	1:02.515	50.844	6	10:39:14.458	1:53.460	1:02.407	51.053
4	10:35:07.391	2:07.590	1:08.371	59.219	(100) Stephan Büttner				
5	10:37:04.102	1:56.711	1:02.483	54.228	1	10:30:20.989	2:23.350	1:15.348	1:08.002
6	10:39:05.714	2:01.612	1:05.701	55.911	2	10:32:36.018	2:15.029	1:08.347	1:06.682
7	10:40:57.713	1:51.999	1:01.168	50.831	3	10:34:31.446	1:55.428	1:03.572	51.856
(318) Arminas Jasikonis					4	10:36:25.770	1:54.324	1:02.988	51.336
1	10:28:54.389	2:00.925	1:06.891	54.034	5	10:38:43.540	2:17.770	1:13.640	1:04.130
2	10:30:52.617	1:58.228	1:04.023	54.205	6	10:40:37.172	1:53.632	1:02.147	51.485
3	10:32:50.292	1:57.675	1:03.614	54.061	(15) Stefan Ekerold				
4	10:35:03.596	2:13.304	1:13.713	59.591	1	10:30:06.843	2:05.812	1:09.600	56.212
5	10:37:08.913	2:05.317	1:10.896	54.421	2	10:32:06.895	2:00.052	1:06.013	54.039
6	10:39:08.868	1:59.955	1:05.195	54.760	3	10:34:05.028	1:58.133	1:04.375	53.758
7	10:41:01.048	1:52.180	1:01.150	51.030	4	10:36:41.673	2:36.645	1:24.393	1:12.252
(99) Jorge Zaragoza					5	10:38:36.996	1:55.323	1:03.484	51.839
1	10:29:00.021	2:08.333	1:05.256	1:03.077	6	10:40:30.682	1:53.686	1:02.058	51.628
2	10:30:59.452	1:59.431	1:06.028	53.403	(278) Thomas Vermijl				
3	10:32:56.905	1:57.453	1:04.022	53.431	1	10:29:06.642	2:07.630	1:06.451	1:01.179
4	10:35:03.916	2:07.011	1:09.262	57.749	2	10:31:02.616	1:55.974	1:04.706	51.268
5	10:37:01.675	1:57.759	1:04.475	53.284	3	10:33:14.227	2:11.611	1:10.893	1:00.718
6	10:39:00.624	1:58.949	1:06.102	52.847	4	10:35:21.707	2:07.480	1:09.237	58.243
7	10:40:52.866	1:52.242	1:01.877	50.365	5	10:37:38.316	2:16.609	1:09.134	1:07.475
(245) Kade Tinker-Walker					6	10:39:32.163	1:53.847	1:02.566	51.281
1	10:30:50.922	2:12.970	1:13.297	59.673	7	10:42:05.024	2:32.861	1:14.915	1:17.946
2	10:32:45.075	1:54.153	1:02.268	51.885	(189) Mika Kordbarlag				
3	10:34:57.073	2:11.998	1:03.964	1:08.034	1	10:30:23.293	2:12.508	1:13.675	58.833
4	10:37:22.165	2:25.092	1:16.630	1:08.462	2	10:32:34.762	2:11.469	1:11.969	59.500
5	10:39:15.322	1:53.157	1:02.199	50.958	3	10:34:41.906	2:07.144	1:09.731	57.413
6	10:41:07.748	1:52.426	1:01.869	50.557	4	10:36:36.996	1:55.090	1:03.448	51.642
(613) Vaclav Kovar					5	10:38:31.165	1:54.169	1:03.164	51.005
1	10:30:27.751	1:59.538	1:06.103	53.435	(128) Sven van de Mierden				
2	10:32:23.999	1:56.248	1:04.241	52.007	1	10:30:03.822	2:13.832	1:14.287	59.545
3	10:34:36.258	2:12.259	1:05.918	1:06.341	2	10:32:02.014	1:58.192	1:05.163	53.029
4	10:36:33.496	1:57.238	1:02.905	54.333	3	10:34:02.840	2:00.826	1:03.910	56.916
5	10:38:26.082	1:52.586	1:01.963	50.623	4	10:35:58.153	1:55.313	1:03.281	52.032
6	10:40:43.529	2:17.447	1:11.863	1:05.584	5	10:38:15.433	2:17.280	1:12.941	1:04.339
(381) Iker Larrañaga Olano					6	10:40:09.807	1:54.374	1:03.139	51.235
1	10:30:40.357	2:00.670	1:07.541	53.129	(184) Marco König				
2	10:32:36.723	1:56.366	1:03.719	52.647					
3	10:34:50.071	2:13.348	1:13.792	59.556					
4	10:36:51.463	2:01.392	1:04.006	57.386					

Timekeeping Steffen Kirchhof:

Clerk of the course Uwe Petzold:

Jury President Olaf Noack:

Reg. Nr MX 32/14

www.mylaps.com

Printed: 10.08.2014 10:43:37

posted at:

h

Licensed to: Camp Company GmbH



33. ADAC Motocross Jauer

Klasse 2 Youngster Cup

Am Hahneberg 1,710 Km

Warm up

10.08.2014 10:25

Practice (15:00 Time) started at 10:25:02

Lap	Time of Day	Lap Tm	S1 Tm	S2 Tm	Lap	Time of Day	Lap Tm	S1 Tm	S2 Tm
1	10:30:21.790	2:14.913	1:15.162	59.751	4	10:38:11.394	3:33.448	2:23.639	1:09.809
2	10:32:33.468	2:11.678	1:12.010	59.668	5	10:40:06.539	1:55.145	1:03.663	51.482
3	10:34:30.342	1:56.874	1:04.075	52.799	(825) Philipp Karner				
4	10:38:18.826	3:48.484	2:42.503	1:05.981	1	10:30:25.174	2:10.314	1:11.908	58.406
5	10:40:13.280	1:54.454	1:02.637	51.817	2	10:32:47.700	2:22.526	1:15.952	1:06.574
(538) Michael Kratzer					3	10:34:43.878	1:56.178	1:03.676	52.502
1	10:29:29.182	2:06.714	1:11.342	55.372	4	10:37:06.810	2:22.932	1:21.795	1:01.137
2	10:31:31.017	2:01.835	1:07.831	54.004	5	10:39:02.227	1:55.417	1:03.568	51.849
3	10:33:51.756	2:20.739	1:04.367	1:16.372	6	10:41:21.395	2:19.168	1:19.011	1:00.157
4	10:35:51.092	1:59.336	1:03.546	55.790	(178) Roy van Heugten				
5	10:37:45.567	1:54.475	1:03.464	51.011	1	10:29:25.305	2:09.736	1:12.529	57.207
6	10:39:40.964	1:55.397	1:03.636	51.761	2	10:31:23.170	1:57.865	1:05.555	52.310
7	10:42:01.666	2:20.702	1:15.110	1:05.592	3	10:33:19.875	1:56.705	1:04.133	52.572
(85) Marcus-Lee Soper					4	10:35:26.034	2:06.159	1:04.550	1:01.609
1	10:30:16.685	2:07.636	1:11.043	56.593	5	10:37:56.333	2:30.299	1:21.488	1:08.811
2	10:32:54.368	2:37.683	1:14.609	1:23.074	6	10:39:53.726	1:57.393	1:03.508	53.885
3	10:34:50.348	1:55.980	1:03.214	52.766	7	10:41:49.260	1:55.534	1:03.320	52.214
4	10:36:59.543	2:09.195	1:11.779	57.416	(464) Mike te Beest				
5	10:38:54.108	1:54.565	1:02.606	51.959	1	10:29:49.541	2:11.602	1:10.408	1:01.194
6	10:41:27.798	2:33.690	1:28.653	1:05.037	2	10:31:55.782	2:06.241	1:05.551	1:00.690
(126) Moritz Schittenhelm					3	10:34:47.800	2:52.018	1:33.137	1:18.881
1	10:29:55.533	2:12.368	1:15.087	57.281	4	10:36:43.599	1:55.799	1:03.674	52.125
2	10:32:15.202	2:19.669	1:16.464	1:03.205	5	10:38:39.245	1:55.646	1:03.826	51.820
3	10:34:11.675	1:56.473	1:03.923	52.550	6	10:40:35.626	1:56.381	1:04.041	52.340
4	10:38:49.917	4:38.242	3:23.384	1:14.858	(315) Gianluca Eccla				
5	10:40:44.651	1:54.734	1:02.977	51.757	1	10:30:13.587	2:18.950	1:14.746	1:04.204
(794) Viktor Björklund					2	10:32:28.346	2:14.759	1:10.724	1:04.035
1	10:29:02.628	2:00.270	1:06.821	53.449	3	10:34:24.069	1:55.723	1:03.513	52.210
2	10:30:59.713	1:57.085	1:04.607	52.478	4	10:38:02.287	3:38.218	2:08.490	1:29.728
3	10:33:21.880	2:22.167	1:20.026	1:02.141	5	10:40:00.229	1:57.942	1:03.794	54.148
4	10:35:32.808	2:10.928	1:06.906	1:04.022	6	10:42:23.562	2:23.333	1:12.082	1:11.251
5	10:37:27.553	1:54.745	1:03.232	51.513	(430) Valtteri Malin				
6	10:40:56.062	3:28.509	2:23.053	1:05.456	1	10:29:31.379	2:03.557	1:08.423	55.134
(282) Simone Croci					2	10:31:45.983	2:14.604	1:06.076	1:08.528
1	10:30:28.963	2:10.654	1:11.531	59.123	3	10:33:41.827	1:55.844	1:03.444	52.400
2	10:32:40.668	2:11.705	1:17.400	54.305	4	10:36:18.690	2:36.863	1:02.874	1:33.989
3	10:34:59.803	2:19.135	1:19.093	1:00.042	(38) Axel Van de Sande				
4	10:36:55.381	1:55.578	1:03.664	51.914	1	10:29:20.556	2:05.712	1:09.738	55.974
5	10:39:20.184	2:24.803	1:20.156	1:04.647	2	10:31:43.673	2:23.117	1:22.112	1:01.005
6	10:41:15.022	1:54.838	1:03.205	51.633	3	10:33:41.374	1:57.701	1:04.807	52.894
(334) Mathias Gryning					4	10:35:54.805	2:13.431	1:16.831	56.600
1	10:30:19.376	2:14.683	1:13.466	1:01.217	5	10:37:51.180	1:56.375	1:04.511	51.864
2	10:32:20.406	2:01.030	1:06.359	54.671	6	10:39:47.265	1:56.085	1:03.902	52.183
3	10:34:19.242	1:58.836	1:05.174	53.662	7	10:41:43.637	1:56.372	1:04.036	52.336
4	10:36:16.937	1:57.695	1:04.733	52.962	(202) Jonas Nedved				
5	10:38:52.569	2:35.632	1:34.537	1:01.095	1	10:29:28.406	2:07.469	1:11.165	56.304
6	10:40:47.615	1:55.046	1:03.388	51.658	2	10:31:29.175	2:00.769	1:06.889	53.880
(536) Michael Sandner					3	10:33:34.540	2:05.365	1:04.484	1:00.881
1	10:29:26.666	2:09.297	1:12.740	56.557	4	10:35:35.261	2:00.721	1:06.774	53.947
2	10:31:25.984	1:59.318	1:05.993	53.325	5	10:37:32.970	1:57.709	1:04.432	53.277
3	10:33:24.895	1:58.911	1:05.320	53.591	6	10:39:45.480	2:12.510	1:12.386	1:00.124
4	10:35:59.985	2:35.090	1:23.095	1:11.995	7	10:41:41.712	1:56.232	1:03.428	52.804
5	10:39:28.105	3:28.120	2:29.827	58.293	(494) Dave Versluis				
6	10:41:23.162	1:55.057	1:03.371	51.686	1	10:29:36.446	2:02.861	1:09.171	53.690
(173) Jonas Larsen					2	10:31:53.105	2:16.659	1:22.806	53.853
1	10:30:43.678	2:08.309	1:09.766	58.543	3	10:33:49.951	1:56.846	1:04.014	52.832
2	10:32:41.896	1:58.218	1:05.483	52.735	4	10:35:46.634	1:56.683	1:03.571	53.112
3	10:34:37.946	1:56.050	1:04.532	51.518	5	10:37:43.471	1:56.837	1:04.488	52.349



33. ADAC Motocross Jauer

Klasse 2 Youngster Cup

Am Hahneberg 1,710 Km

Warm up

10.08.2014 10:25

Practice (15:00 Time) started at 10:25:02

Lap	Time of Day	Lap Tm	S1 Tm	S2 Tm	Lap	Time of Day	Lap Tm	S1 Tm	S2 Tm
6	10:39:39.767	1:56.296	1:03.855	52.441	1	10:30:38.133	2:15.615	1:15.489	1:00.126

(799) Emil Jepsen

1	10:28:57.284	2:00.980	1:07.348	53.632
2	10:30:56.578	1:59.294	1:05.783	53.511
3	10:32:56.007	1:59.429	1:05.673	53.756
4	10:36:01.033	3:05.026	2:08.774	56.252
5	10:37:57.873	1:56.840	1:04.022	52.818
6	10:39:54.967	1:57.094	1:04.339	52.755
7	10:41:51.782	1:56.815	1:04.131	52.684

(331) Ondrej Brendl

1	10:30:06.168	2:13.385	1:15.007	58.378
2	10:32:09.342	2:03.174	1:09.752	53.422
3	10:34:07.544	1:58.202	1:05.071	53.131
4	10:36:05.901	1:58.357	1:05.020	53.337
5	10:38:25.527	2:19.626	1:17.232	1:02.394
6	10:40:22.733	1:57.206	1:03.886	53.320

(118) Steffen Lütges

1	10:29:30.804	2:07.260	1:11.657	55.603
2	10:31:32.825	2:02.021	1:08.545	53.476
3	10:33:30.677	1:57.852	1:04.797	53.055
4	10:35:28.378	1:57.701	1:04.411	53.290
5	10:37:44.452	2:16.074	1:13.033	1:03.041
6	10:40:19.877	2:35.425	1:13.584	1:21.841

(899) Nils Gehrke

1	10:29:39.723	2:06.966	1:12.033	54.933
2	10:31:48.603	2:08.880	1:07.975	1:00.905
3	10:33:46.449	1:57.846	1:04.388	53.458
4	10:36:21.037	2:34.588	1:24.833	1:09.755
5	10:38:29.584	2:08.547	1:07.674	1:00.873
6	10:40:51.200	2:21.616	1:18.232	1:03.384

(131) Bernhard Ekerold

1	10:29:44.746	2:13.393	1:10.272	1:03.121
2	10:31:50.584	2:05.838	1:07.263	58.575
3	10:33:58.039	2:07.455	1:13.132	54.323
4	10:35:57.391	1:59.352	1:04.719	54.633
5	10:38:06.383	2:08.992	1:10.217	58.775
6	10:40:23.452	2:17.069	1:18.327	58.742

(226) Tom Koch

1	10:30:00.387	2:13.408	1:15.224	58.184
2	10:32:01.942	2:01.555	1:07.043	54.512
3	10:34:04.195	2:02.253	1:07.435	54.818
4	10:36:04.036	1:59.841	1:05.438	54.403
5	10:38:23.133	2:19.097	1:13.416	1:05.681
6	10:40:25.379	2:02.246	1:05.539	56.707

(34) Toni Hoffmann

1	10:30:11.244	2:11.728	1:14.794	56.934
2	10:32:11.184	1:59.940	1:06.923	53.017
3	10:34:27.779	2:16.595	1:12.158	1:04.437
4	10:38:10.930	3:43.151	2:36.633	1:06.518
5	10:40:17.493	2:06.563	1:06.326	1:00.237

(595) Cedric Grobben

1	10:30:09.364	2:28.549	1:20.698	1:07.851
2	10:32:30.551	2:21.187	1:13.724	1:07.463
3	10:35:09.376	2:38.825	1:23.225	1:15.600
4	10:37:10.603	2:01.227	1:05.763	55.464
5	10:39:44.596	2:33.993	1:23.703	1:10.290

(43) Niklas Raths



33. ADAC Motocross Jauer

Klasse 2 Youngster Cup

Am Hahneberg 1,710 Km

1. Race 10.08.2014 13:00

Race (25:00 and 2 Laps) started at 13:00:19

Pos	No.	Name	FN	Nat/Hometown	Trademark	Entrant / Team	Laps	Total Tm	Diff	Best Tm	In Lap	Points
1	29	Henry Jacobi	DMSB	GER/ Bad Sulza	KTM	KTM Sarholz Racing Team	15	30:30.953		1:54.148	3	25
2	613	Vaclav Kovar	ACCR	CZE/ Protivin	KTM	COFAIN Racing Team	15	30:37.127	6.174	1:54.364	5	22
3	831	Tomasz Wysocki	PZM	POL/ CHORZÓW	KTM		15	30:42.007	11.054	1:54.324	8	20
4	346	Thomas Kjer Olsen	DMU	DEN/ Sønderborg	HONDA	STC Racing	15	30:47.329	16.376	1:54.141	8	18
5	377	Martin Krc	ACCR	CZE/ Sternberk	KTM	SZA-STAV racing team	15	30:48.546	17.593	1:55.128	2	16
6	318	Arminas Jasikonis	LMSF	LTU/ Anyksciai	KTM	Steel Mustang Racing	15	30:50.523	19.570	1:54.398	4	15
7	99	Jorge Zaragoza	RFME	ESP/ VALENCIA	KAWASAKI	MONSTER ENERGY KAWASAKI E	15	31:13.305	42.352	1:55.199	4	14
8	538	Michael Kratzer	OeAMTC	AUT/ Anger	KAWASAKI		15	31:18.775	47.822	1:56.545	7	13
9	10	Calvin Vlaanderen	KNMV	NED/ Schmelz	KTM	KTM Bodo Schmidt Motorsports	15	31:23.122	52.169	1:53.544	14	12
10	331	Ondrej Brendl	ACCR	CZE/ Skute?	KTM	Mefo Sport Racing Team	15	31:27.092	56.139	1:56.915	13	11
11	173	Jonas Larsen	DMU	DEN/ skanderborg	HONDA	KMP-REPSOL-Honda	15	31:35.495	1:04.542	1:57.013	15	10
12	100	Stephan Büttner	DMSB	GER/ Schkölen	YAMAHA	Team Yamaha Motor Deutschland	15	31:36.721	1:05.768	1:57.377	13	9
13	494	Dave Versluis	KNMV	NED/ Assendelf	SUZUKI	Team Castrol Power 1 Moto-Web	15	31:37.547	1:06.594	1:56.790	11	8
14	245	Kade Tinker-Walker	FMI	CAN/ medicina	SUZUKI	Team Castellari	15	31:38.420	1:07.467	1:55.092	10	7
15	202	Jonas Nedved	ACCR	CZE/ Starý Plzenec	KTM	Buska ADOS KTM Team	15	31:48.262	1:17.309	1:56.867	14	6
16	128	Sven van de Mierden	KNMV	NED/ Valkenswaard	HUSQVARNA	Husquarna-SKS-Racing NL	15	31:49.015	1:18.062	1:56.150	15	5
17	15	Stefan Ekerold	DMSB	GER/ Weiskirchen	KTM	Ekerold Motorsport	15	31:52.225	1:21.272	1:56.994	12	4
18	131	Bernhard Ekerold	DMSB	GER/ Weiskirchen	KTM	Ekerold Motorsport	15	31:55.399	1:24.446	1:57.282	13	3
19	595	Cedric Grobбен	FMB	BEL/ Opglabbeek	YAMAHA	Team Yamaha Motor Deutschland	15	31:59.300	1:28.347	1:55.548	15	2
20	799	Emil Jepsen	DMU	DEN/ Sønderborg	HONDA	KMP Honda Repsol Racing Team	15	32:01.507	1:30.554	1:58.669	12	1
21	899	Nils Gehrke	DMSB	GER/ Kaltenholzhausen	SUZUKI	Team AB-Racing by Suzuki Reine	15	32:09.152	1:38.199	1:57.274	8	0
22	178	Roy van Heugten	KNMV	NED/ Achterveld	KTM	Modiform mx team	15	32:11.552	1:40.599	1:57.984	11	0
23	38	Axel Van de Sande	FMB	BEL/ KERMT	KTM		15	32:11.734	1:40.781	1:56.659	14	0
24	430	Valtteri Malin	SML	FIN/ Porvoo	KTM	KTM Sarholz Racing Team	15	32:12.851	1:41.898	1:56.496	14	0
25	464	Mike te Beest	KNMV	NED/ Duiven	KTM	Falcon Motorsports	15	32:22.360	1:51.407	1:58.756	9	0
26	278	Thomas Vermijl	FMB	BEL/ Helchteren	KTM	GPR Promo by Mefo	15	32:25.171	1:54.218	1:58.999	14	0
27	226	Tom Koch	DMSB	GER/ Wormstedt	SUZUKI	ADAC Hessen-Thüringen MX Mas	14	30:38.955	1 Lap	1:56.221	14	0
28	334	Mathias Gryning	DMU	DEN/ Slagelse	SUZUKI	AB Suzuki by Reinecke	14	30:55.070	1 Lap	2:00.609	8	0
29	536	Michael Sandner	OeAMTC	AUT/ Rainbach	KAWASAKI	Suzuki Team marXparts-Motocen	13	31:49.628	2 Laps	2:01.670	6	0
Not classified (75% = 12 Laps)												
DNF	85	Marcus-Lee Soper	ACU	GBR/ Elsendorp	SUZUKI	Suzuki Team marXparts-Motocen	11	23:53.612	DNF	1:58.389	9	0
DNF	34	Toni Hoffmann	DMSB	GER/ Wismar	KTM	BvZ Racing Team	9	20:27.349	DNF	1:59.830	6	0
DNF	189	Mika Kordbarlag	DMSB	GER/ Schloß Holte- Stuke	KTM	Team KTM-GST Berlin	8	17:48.634	DNF	1:56.719	2	0
DNF	282	Simone Croci	FMI	ITA/ Caronno Pertusella	KTM	M.C. Hornets	8	18:07.702	DNF	1:57.476	8	0
DNF	126	Moritz Schittenhelm	DMSB	GER/ Urbach	KTM	Alskom Race Factory / Mefo Spor	6	14:16.030	DNF	1:59.704	4	0
DNF	8	George Cabal	FRM	ROU/ Brasov	KTM	KTM Kosak Racing	6	14:33.124	DNF	1:55.935	4	0
DNF	184	Marco König	DMSB	GER/ Ansbach	KTM	KOSAK Racing Team	6	14:40.381	DNF	2:03.020	2	0
DNF	825	Philipp Karner	OeAMTC	AUT/ Prinzersdorf	HUSQVARNA	OMRC JLAW Racing Team	5	12:26.771	DNF	2:02.790	2	0
DNF	381	Iker Larrañaga Olano	RFME	GER/ Vitoria-Gasteiz	HUSQVARNA			2:36.387	DNF		0	0
DNF	315	Gianluca Ecça	DMSB	GER/ Alpen	SUZUKI	Castrol Power 1 Moto-Web		3:02.842	DNF		0	0
DNF	43	Niklas Raths	DMSB	GER/ Niederzier	SUZUKI	Sturm Racing Team			DNF		0	0

Announcements

These results are provisional until the conclusion of any judicial and technical matters!

#377 Holeshot

Started: 40 Classified: 29 Not classified: 11

Margin of Victory	Ø km/h	Best Lap Tm	km/h	Best Lap by
6.174	50,433	1:53.544	54,217	10 - Calvin Vlaanderen

Official Timing www.camp-company.de / www.motorsport-events.se

Orbits

Timekeeping Steffen Kirchhof:

Clerk of the course Uwe Petzold:

www.mylaps.com

Jury President Olaf Noack:

Reg. Nr MX 32/14

Licensed to: Camp Company GmbH

Printed: 10.08.2014 13:33:37

posted at:

h



33. ADAC Motocross Jauer

Klasse 2 Youngster Cup

Am Hahneberg 1,710 Km

1. Race

10.08.2014 13:00

Race (25:00 and 2 Laps) started at 13:00:19

Lap	Time of Day	Lap Tm	S1 Tm	S2 Tm	Lap	Time of Day	Lap Tm	S1 Tm	S2 Tm
8	13:18:25.927	1:58.357	1:03.690	54.667	6	13:14:26.705	1:59.613	1:04.813	54.800
9	13:20:24.903	1:58.976	1:04.614	54.362	7	13:16:25.644	1:58.939	1:04.413	54.526
10	13:22:23.767	1:58.864	1:04.567	54.297	8	13:18:24.519	1:58.875	1:04.752	54.123
11	13:24:21.213	1:57.446	1:04.029	53.417	9	13:20:23.676	1:59.157	1:04.568	54.589
12	13:26:18.525	1:57.312	1:03.920	53.392	10	13:22:23.251	1:59.575	1:04.736	54.839
13	13:28:15.379	1:56.854	1:03.146	53.708	11	13:24:22.262	1:59.011	1:04.206	54.805
14	13:30:12.103	1:56.724	1:03.968	52.756	12	13:26:20.931	1:58.669	1:04.910	53.759
15	13:32:08.253	1:56.150	1:03.094	53.056	13	13:28:20.335	1:59.404	1:04.433	54.971
(15) Stefan Ekerold					14	13:30:20.256	1:59.921	1:05.326	54.595
1	13:04:24.780	2:04.580	1:08.093	56.487	15	13:32:20.745	2:00.489	1:04.518	55.971
2	13:06:28.099	2:03.319	1:06.427	56.892	(899) Nils Gehrke				
3	13:08:28.678	2:00.579	1:06.327	54.252	1	13:04:21.987	2:06.311	1:09.312	56.999
4	13:10:30.183	2:01.505	1:05.997	55.508	2	13:06:26.574	2:04.587	1:07.574	57.013
5	13:12:31.002	2:00.819	1:05.065	55.754	3	13:08:28.124	2:01.550	1:05.302	56.248
6	13:14:29.067	1:58.065	1:04.132	53.933	4	13:10:29.111	2:00.987	1:05.916	55.071
7	13:16:26.694	1:57.627	1:03.873	53.754	5	13:12:28.546	1:59.435	1:04.905	54.530
8	13:18:25.227	1:58.533	1:04.119	54.414	6	13:14:32.851	2:04.305	1:05.184	59.121
9	13:20:24.334	1:59.107	1:04.704	54.403	7	13:16:33.551	2:00.700	1:05.425	55.275
10	13:22:21.908	1:57.574	1:04.569	53.005	8	13:18:30.825	1:57.274	1:04.068	53.206
11	13:24:19.510	1:57.602	1:04.836	52.766	9	13:20:29.786	1:58.961	1:04.581	54.380
12	13:26:16.504	1:56.994	1:04.010	52.984	10	13:22:28.541	1:58.755	1:04.580	54.175
13	13:28:14.450	1:57.946	1:04.050	53.896	11	13:24:27.729	1:59.188	1:04.572	54.616
14	13:30:13.441	1:58.991	1:04.571	54.420	12	13:26:26.406	1:58.677	1:04.569	54.108
15	13:32:11.463	1:58.022	1:03.769	54.253	13	13:28:27.132	2:00.726	1:04.480	56.246
(131) Bernhard Ekerold					14	13:30:27.618	2:00.486	1:04.721	55.765
1	13:04:25.463	2:06.356	1:08.504	57.852	15	13:32:28.390	2:00.772	1:05.621	55.151
2	13:06:29.305	2:03.842	1:07.161	56.681	(178) Roy van Heugten				
3	13:08:33.701	2:04.396	1:07.243	57.153	1	13:04:30.604	2:05.054	1:08.091	56.963
4	13:10:34.674	2:00.973	1:06.121	54.852	2	13:06:34.686	2:04.082	1:07.777	56.305
5	13:12:34.475	1:59.801	1:05.324	54.477	3	13:08:36.654	2:01.968	1:06.839	55.129
6	13:14:34.101	1:59.626	1:05.042	54.584	4	13:10:37.711	2:01.057	1:06.084	54.973
7	13:16:31.933	1:57.832	1:04.795	53.037	5	13:12:38.996	2:01.285	1:06.376	54.909
8	13:18:29.412	1:57.479	1:04.474	53.005	6	13:14:38.748	1:59.752	1:05.597	54.155
9	13:20:27.206	1:57.794	1:04.102	53.692	7	13:16:40.145	2:01.397	1:05.800	55.597
10	13:22:25.210	1:58.004	1:04.273	53.731	8	13:18:40.167	2:00.022	1:05.601	54.421
11	13:24:23.195	1:57.985	1:04.394	53.591	9	13:20:39.559	1:59.392	1:05.352	54.040
12	13:26:21.454	1:58.259	1:04.333	53.926	10	13:22:38.387	1:58.828	1:04.804	54.024
13	13:28:18.736	1:57.282	1:04.092	53.190	11	13:24:36.371	1:57.984	1:04.421	53.563
14	13:30:16.091	1:57.355	1:03.720	53.635	12	13:26:35.365	1:58.994	1:04.932	54.062
15	13:32:14.637	1:58.546	1:05.083	53.463	13	13:28:34.191	1:58.826	1:04.787	54.039
(595) Cedric Grobben					14	13:30:32.613	1:58.422	1:05.029	53.393
1	13:04:28.077	2:04.846	1:07.479	57.367	15	13:32:30.790	1:58.177	1:04.529	53.648
2	13:06:41.720	2:13.643	1:18.532	55.111	(38) Axel Van de Sande				
3	13:08:41.582	1:59.862	1:05.164	54.698	1	13:04:42.154	2:01.127	1:05.940	55.187
4	13:10:41.408	1:59.826	1:05.517	54.309	2	13:06:43.886	2:01.732	1:06.763	54.969
5	13:12:40.807	1:59.399	1:05.212	54.187	3	13:08:43.292	1:59.406	1:04.997	54.409
6	13:14:39.628	1:58.821	1:04.726	54.095	4	13:10:44.934	2:01.642	1:05.998	55.644
7	13:16:38.839	1:59.211	1:05.715	53.496	5	13:12:44.015	1:59.081	1:05.060	54.021
8	13:18:38.113	1:59.274	1:06.010	53.264	6	13:14:42.846	1:58.831	1:04.840	53.991
9	13:20:35.126	1:57.013	1:04.298	52.715	7	13:16:41.622	1:58.776	1:05.409	53.367
10	13:22:32.419	1:57.293	1:04.069	53.224	8	13:18:42.258	2:00.636	1:05.461	55.175
11	13:24:30.436	1:58.017	1:04.955	53.062	9	13:20:42.064	1:59.806	1:04.992	54.814
12	13:26:28.028	1:57.592	1:04.484	53.108	10	13:22:41.002	1:58.938	1:05.248	53.690
13	13:28:25.227	1:57.199	1:03.421	53.778	11	13:24:39.859	1:58.857	1:04.954	53.903
14	13:30:22.990	1:57.763	1:04.591	53.172	12	13:26:38.876	1:59.017	1:04.894	54.123
15	13:32:18.538	1:55.548	1:03.364	52.184	13	13:28:37.400	1:58.524	1:05.019	53.505
(799) Emil Jepsen					14	13:30:34.059	1:56.659	1:03.903	52.756
1	13:04:22.963	2:03.272	1:07.301	55.971	15	13:32:30.972	1:56.913	1:04.060	52.853
2	13:06:25.313	2:02.350	1:06.058	56.292	(430) Valtteri Malin				
3	13:08:27.297	2:01.984	1:05.480	56.504	1	13:04:38.855	2:01.897	1:05.653	56.244
4	13:10:27.737	2:00.440	1:05.165	55.275	2	13:06:41.098	2:02.243	1:07.051	55.192
5	13:12:27.092	1:59.355	1:04.783	54.572	3	13:08:42.478	2:01.380	1:06.565	54.815



33. ADAC Motocross Jauer

Klasse 2 Youngster Cup

Am Hahneberg 1,710 Km

1. Race

10.08.2014 13:00

Race (25:00 and 2 Laps) started at 13:00:19

Lap	Time of Day	Lap Tm	S1 Tm	S2 Tm	Lap	Time of Day	Lap Tm	S1 Tm	S2 Tm
4	13:10:33.267	2:00.577	1:05.552	55.025					
5	13:12:33.093	1:59.826	1:05.056	54.770					
6	13:14:31.763	1:58.670	1:04.766	53.904					
7	13:16:29.464	1:57.701	1:04.283	53.418					
8	13:18:26.940	1:57.476	1:03.979	53.497					

(126) Moritz Schittenhelm

1	13:04:25.674	2:04.993	1:08.659	56.334
2	13:06:30.194	2:04.520	1:07.462	57.058
3	13:08:32.262	2:02.068	1:07.348	54.720
4	13:10:31.966	1:59.704	1:04.590	55.114
5	13:12:32.522	2:00.556	1:05.568	54.988
6	13:14:35.268	2:02.746	1:04.991	57.755

(8) George Cabal

1	13:04:06.501	1:58.791	1:04.759	54.032
2	13:06:05.387	1:58.886	1:03.992	54.894
3	13:08:02.931	1:57.544	1:05.020	52.524
4	13:09:58.866	1:55.935	1:03.193	52.742
5	13:11:55.121	1:56.255	1:03.104	53.151
6	13:14:52.362	2:57.241	2:02.255	54.986

(184) Marco König

1	13:04:24.206	2:05.960	1:08.023	57.937
2	13:06:27.226	2:03.020	1:06.518	56.502
3	13:08:38.893	2:11.667	1:13.107	58.560
4	13:10:48.217	2:09.324	1:07.215	1:02.109
5	13:12:51.581	2:03.364	1:07.333	56.031
6	13:14:59.619	2:08.038	1:08.707	59.331

(825) Philipp Kerner

1	13:04:19.019	2:03.711	1:07.535	56.176
2	13:06:21.809	2:02.790	1:06.682	56.108
3	13:08:26.262	2:04.453	1:06.178	58.275
4	13:10:35.951	2:09.689	1:09.573	1:00.116
5	13:12:46.009	2:10.058	1:09.998	1:00.060

33. ADAC Motocross Jauer

Lapchart

Klasse 2 Youngster Cup

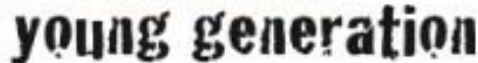
Am Hahneberg 1,710 Km

1. Race

10.08.2014 13:00

Race (25:00 and 2 Laps) started at 13:00:19

Competitors	Laps															
	0	1	2	3	4	5	6	7	8	9	10	11	12	13	14	15
Martin Krc (377)	1	377	377	377	377	29	29	29	29	29	29	29	29	29	29	29
Henry Jacobi (29)	2	29	29	29	29	377	377	377	613	613	613	613	613	613	613	613
Vaclav Kovar (613)	3	613	613	613	613	613	613	377	377	377	377	346	346	831	831	831
Mika Kordbarlag (189)	4	189	189	189	831	831	831	831	831	831	831	831	831	377	377	346
Tomasz Wysocki (831)	5	831	831	831	189	346	346	346	346	346	346	377	377	346	346	377
George Cabal (8)	6	8	8	346	346	189	189	189	318	318	318	318	318	318	318	318
Thomas Kjer Olsen (346)	7	346	346	8	8	8	8	318	189	538	99	99	99	99	99	99
Michael Kratzer (538)	8	538	538	99	99	99	318	538	538	99	538	538	538	538	538	538
Jorge Zaragoza (99)	9	99	99	538	318	318	538	99	99	173	331	331	331	331	331	10
Jonas Larsen (173)	10	173	173	318	538	538	99	173	173	331	173	173	173	10	10	331
Ondrej Brendl (331)	11	331	318	173	173	173	331	331	189	100	100	100	10	173	173	173
Arminas Jasikonis (318)	12	318	331	331	331	331	331	100	100	100	85	494	10	100	100	100
Marcus-Lee Soper (85)	13	85	85	85	85	100	100	85	10	10	494	10	494	494	494	494
Philipp Karner (825)	14	825	100	100	100	85	85	10	85	85	10	85	245	245	245	245
Nils Gehrke (899)	15	899	825	825	494	494	494	494	494	245	245	85	202	202	202	202
Stephan Büttner (100)	16	100	202	202	202	202	10	202	202	202	202	202	15	15	128	128
Jonas Nedved (202)	17	202	494	494	825	10	202	799	245	245	799	15	15	128	128	15
Dave Versluis (494)	18	494	899	799	10	799	799	245	799	799	15	799	128	799	131	131
Marco König (184)	19	184	799	899	799	899	899	15	15	15	128	128	799	131	799	595
Bernhard Ekerold (131)	20	131	184	184	899	15	245	128	128	128	131	131	131	899	595	595
Emil Jepsen (799)	21	799	15	10	15	128	15	282	282	282	899	899	899	595	899	899
Mike te Beest (464)	22	464	131	15	128	245	128	899	131	131	595	595	595	178	178	178
Stefan Ekerold (15)	23	15	126	128	245	126	126	131	899	899	178	178	178	464	38	38
Moritz Schittenhelm (126)	24	126	278	131	126	282	282	126	34	595	464	464	464	38	430	430
Simone Croci (282)	25	282	10	245	282	131	131	34	595	34	38	38	38	430	464	464
Thomas Vermijl (278)	26	278	128	126	131	825	34	178	178	178	430	430	430	278	278	278
Michael Sandner (536)	27	536	595	282	34	34	178	595	464	38	34	278	278	226	226	226
Sven van de Mierden (128)	28	128	245	34	178	178	595	464	38	464	278	334	334	334	334	334
Toni Hoffmann (34)	29	34	282	178	184	595	464	38	430	430	334	226	226	536	536	
Cedric Grobбен (595)	30	595	34	334	536	464	38	430	278	278	226	536	536			



33. ADAC Motocross Jauer

Klasse 2 Youngster Cup

Am Hahneberg 1,710 Km

2. Race

10.08.2014 15:40

Race (25:00 and 2 Laps) started at 15:40:54

Pos	No.	Name	FNM	Nat/Hometown	Trademark	Entrant / Team	Laps	Total Tm	Diff	Best Tm	In Lap	Points
1	29	Henry Jacobi	DMSB	GER/ Bad Sulza	KTM	KTM Sarholz Racing Team	15	30:29.270		1:53.241	3	25
2	831	Tomasz Wysocki	PZM	POL/ CHORZÓW	KTM		15	30:33.825	4.555	1:53.810	2	22
3	346	Thomas Kjer Olsen	DMU	DEN/ Sønderborg	HONDA	STC Racing	15	30:36.904	7.634	1:53.653	7	20
4	377	Martin Krc	ACCR	CZE/ Sternberk	KTM	SZA-STAV racing team	15	30:42.879	13.609	1:54.366	3	18
5	381	Iker Larrañaga Olano	RFME	GER/ Vitoria-Gasteiz	HUSQVARNA		15	30:46.068	16.798	1:53.815	5	16
6	8	George Cabal	FRM	ROU/ Brasov	KTM	KTM Kosak Racing	15	30:47.411	18.141	1:54.975	12	15
7	99	Jorge Zaragoza	RFME	ESP/ VALENCIA	KAWASAKI	MONSTER ENERGY KAWASAKI E	15	30:47.872	18.602	1:53.793	8	14
8	331	Ondrej Brendl	ACCR	CZE/ Skute?	KTM	Mefo Sport Racing Team	15	30:56.759	27.489	1:55.269	5	13
9	595	Cedric Grobбен	FMB	BEL/ Opglabbeek	YAMAHA	Team Yamaha Motor Deutschland	15	30:58.453	29.183	1:54.802	5	12
10	10	Calvin Vlaanderen	KNMV	NED/ Schmelz	KTM	KTM Bodo Schmidt Motorsports	15	31:00.198	30.928	1:53.679	14	11
11	318	Arminas Jasikonis	LMSF	LTU/ Anyksčiai	KTM	Steel Mustang Racing	15	31:14.348	45.078	1:55.165	6	10
12	245	Kade Tinker-Walker	FMI	CAN/ medicina	SUZUKI	Team Castellari	15	31:16.992	47.722	1:55.575	10	9
13	538	Michael Kratzer	OeAMTC	AUT/ Anger	KAWASAKI		15	31:17.996	48.726	1:55.852	10	8
14	128	Sven van de Mierden	KNMV	NED/ Valkenswaard	HUSQVARNA	Husquarna-SKS-Racing NL	15	31:19.591	50.321	1:56.081	10	7
15	282	Simone Croci	FMI	ITA/ Caronno Pertusella	KTM	M.C. Hornets	15	31:20.911	51.641	1:56.102	14	6
16	15	Stefan Ekerold	DMSB	GER/ Weiskirchen	KTM	Ekerold Motorsport	15	31:24.071	54.801	1:56.049	13	5
17	202	Jonas Nedved	ACCR	CZE/ Starý Plzenec	KTM	Buska ADOS KTM Team	15	31:31.627	1:02.357	1:56.973	11	4
18	100	Stephan Büttner	DMSB	GER/ Schkölen	YAMAHA	Team Yamaha Motor Deutschland	15	31:36.964	1:07.694	1:56.189	7	3
19	178	Roy van Heugten	KNMV	NED/ Achterveld	KTM	Modiform mx team	15	31:41.613	1:12.343	1:57.630	7	2
20	278	Thomas Vermijl	FMB	BEL/ Helchteren	KTM	GPR Promo by Mefo	15	31:42.051	1:12.781	1:56.633	7	1
21	464	Mike te Beest	KNMV	NED/ Duiven	KTM	Falcon Motorsports	15	31:45.088	1:15.818	1:57.717	6	0
22	899	Nils Gehrke	DMSB	GER/ Kaltenholzhausen	SUZUKI	Team AB-Racing by Suzuki Reine	15	31:45.667	1:16.397	1:56.512	9	0
23	226	Tom Koch	DMSB	GER/ Wormstedt	SUZUKI	ADAC Hessen-Thüringen MX Mas	15	31:47.480	1:18.210	1:57.068	12	0
24	334	Mathias Gryning	DMU	DEN/ Slagelse	SUZUKI	AB Suzuki by Reinecke	15	31:58.955	1:29.685	1:58.016	11	0
25	430	Valteri Malin	SML	FIN/ Porvoo	KTM	KTM Sarholz Racing Team	15	32:02.406	1:33.136	1:54.817	6	0
26	536	Michael Sandner	OeAMTC	AUT/ Rainbach	KAWASAKI	Suzuki Team marXparts-Motocen	15	32:06.243	1:36.973	1:58.282	10	0
27	118	Steffen Lütges	DMSB	GER/ Grevenbroich	SUZUKI	Motorrad Waldmann	15	32:06.858	1:37.588	1:58.469	11	0
28	38	Axel Van de Sande	FMB	BEL/ KERMT	KTM		15	32:07.570	1:38.300	1:58.583	6	0
29	34	Toni Hoffmann	DMSB	GER/ Wismar	KTM	BvZ Racing Team	15	32:28.350	1:59.080	1:59.000	6	0
30	799	Emil Jepsen	DMU	DEN/ Sønderborg	HONDA	KMP Honda Repsol Racing Team	15	32:29.241	1:59.971	1:58.956	4	0
Not classified (75% = 12 Laps)												
DNF	173	Jonas Larsen	DMU	DEN/ skanderborg	HONDA	KMP-REPSOL-Honda	9	20:17.599	DNF	1:58.287	3	0
DNF	189	Mika Kordbarlag	DMSB	GER/ Schloß Holte- Stuke	KTM	Team KTM-GST Berlin	8	18:02.825	DNF	1:56.481	3	0
DNF	126	Moritz Schittenhelm	DMSB	GER/ Urbach	KTM	Alskom Race Factory / Mefo Spor	8	18:14.855	DNF	1:57.734	4	0
DNF	494	Dave Versluis	KNMV	NED/ Assendelf	SUZUKI	Team Castrol Power 1 Moto-Web	7	15:45.864	DNF	1:57.148	3	0
DNF	825	Philipp Karner	OeAMTC	AUT/ Prinzersdorf	HUSQVARNA	OMRC JLAW Racing Team	6	14:35.929	DNF	2:04.245	1	0
DNF	184	Marco König	DMSB	GER/ Ansbach	KTM	KOSAK Racing Team	5	12:36.225	DNF	1:58.087	3	0
DNF	315	Gianluca Ecce	DMSB	GER/ Alpen	SUZUKI	Castrol Power 1 Moto-Web	4	11:05.671	DNF	1:58.055	3	0
DNF	131	Bernhard Ekerold	DMSB	GER/ Weiskirchen	KTM	Ekerold Motorsport	3	8:44.527	DNF	2:01.569	3	0
DNF	613	Vaclav Kovar	ACCR	CZE/ Protivin	KTM	COFAIN Racing Team	2	6:42.458	DNF	2:00.696	1	0

Announcements

These results are provisional until the conclusion of any judicial and technical matters!

#184 Holeshot

Started: 39 Classified: 30 Not classified: 9

Margin of Victory	Ø km/h	Best Lap Tm	km/h	Best Lap by
4.555	50,479	1:53.241	54,362	29 - Henry Jacobi

Official Timing www.camp-company.de / www.motorsport-events.se Orbits

Timekeeping Steffen Kirchhof:

Clerk of the course Uwe Petzold:

www.mylaps.com

Jury President Olaf Noack:

Reg. Nr MX 32/14

Licensed to: Camp Company GmbH

Printed: 10.08.2014 16:13:45

posted at:

h



33. ADAC Motocross Jauer

Klasse 2 Youngster Cup

Am Hahneberg 1,710 Km

2. Race

10.08.2014 15:40

Race (25:00 and 2 Laps) started at 15:40:54

Lap	Time of Day	Lap Tm	S1 Tm	S2 Tm	Lap	Time of Day	Lap Tm	S1 Tm	S2 Tm
12	16:05:59.821	1:57.385	1:05.164	52.221	10	16:02:28.865	1:55.575	1:03.543	52.032
13	16:07:56.220	1:56.399	1:03.932	52.467	11	16:04:24.902	1:56.037	1:03.598	52.439
14	16:09:53.183	1:56.963	1:03.985	52.978	12	16:06:21.840	1:56.938	1:04.291	52.647
15	16:11:50.923	1:57.740	1:04.601	53.139	13	16:08:18.319	1:56.479	1:03.739	52.740
(595) Cedric Grobбен					14	16:10:14.363	1:56.044	1:03.927	52.117
1	15:44:40.976	1:56.845	1:04.113	52.732	15	16:12:11.156	1:56.793	1:03.769	53.024
2	15:46:37.054	1:56.078	1:03.448	52.630	(538) Michael Kratzer				
3	15:48:34.971	1:57.917	1:04.490	53.427	1	15:44:44.869	1:57.799	1:03.987	53.812
4	15:50:32.626	1:57.655	1:04.226	53.429	2	15:46:43.685	1:58.816	1:04.774	54.042
5	15:52:27.428	1:54.802	1:03.694	51.108	3	15:48:43.672	1:59.987	1:04.194	55.793
6	15:54:22.839	1:55.411	1:03.645	51.766	4	15:50:41.054	1:57.382	1:04.030	53.352
7	15:56:19.270	1:56.431	1:03.332	53.099	5	15:52:39.052	1:57.998	1:04.700	53.298
8	15:58:16.391	1:57.121	1:03.977	53.144	6	15:54:35.701	1:56.649	1:04.045	52.604
9	16:00:13.058	1:56.667	1:04.255	52.412	7	15:56:32.784	1:57.083	1:04.419	52.664
10	16:02:09.640	1:56.582	1:04.211	52.371	8	15:58:29.458	1:56.674	1:04.360	52.314
11	16:04:05.257	1:55.617	1:03.766	51.851	9	16:00:26.089	1:56.631	1:03.957	52.674
12	16:06:02.308	1:57.051	1:04.196	52.855	10	16:02:21.941	1:55.852	1:04.082	51.770
13	16:07:58.659	1:56.351	1:04.148	52.203	11	16:04:18.232	1:56.291	1:04.093	52.198
14	16:09:56.143	1:57.484	1:05.212	52.272	12	16:06:16.304	1:58.072	1:05.724	52.348
15	16:11:52.617	1:56.474	1:04.501	51.973	13	16:08:15.622	1:59.318	1:05.778	53.540
(10) Calvin Vlaanderen					14	16:10:13.758	1:58.136	1:04.576	53.560
1	15:45:01.088	2:11.018	1:03.414	1:07.604	15	16:12:12.160	1:58.402	1:03.951	54.451
2	15:46:59.770	1:58.682	1:05.185	53.497	(128) Sven van de Mierden				
3	15:48:55.619	1:55.849	1:03.166	52.683	1	15:44:53.717	2:00.836	1:06.467	54.369
4	15:50:52.043	1:56.424	1:03.408	53.016	2	15:46:52.472	1:58.755	1:05.572	53.183
5	15:52:46.884	1:54.841	1:02.876	51.965	3	15:48:49.226	1:56.754	1:03.797	52.957
6	15:54:41.966	1:55.082	1:02.558	52.524	4	15:50:46.734	1:57.508	1:03.852	53.656
7	15:56:40.379	1:58.413	1:03.434	54.979	5	15:52:43.687	1:56.953	1:03.681	53.272
8	15:58:35.364	1:54.985	1:03.070	51.915	6	15:54:40.265	1:56.578	1:03.740	52.838
9	16:00:29.591	1:54.227	1:03.168	51.059	7	15:56:37.446	1:57.181	1:04.119	53.062
10	16:02:24.113	1:54.522	1:01.960	52.562	8	15:58:34.932	1:57.486	1:04.391	53.095
11	16:04:18.844	1:54.731	1:02.250	52.481	9	16:00:31.930	1:56.998	1:04.666	52.332
12	16:06:12.919	1:54.075	1:02.672	51.403	10	16:02:28.011	1:56.081	1:03.567	52.514
13	16:08:06.893	1:53.974	1:02.513	51.461	11	16:04:24.488	1:56.477	1:03.841	52.636
14	16:10:00.572	1:53.679	1:02.094	51.585	12	16:06:21.990	1:57.502	1:04.470	53.032
15	16:11:54.362	1:53.790	1:02.318	51.472	13	16:08:19.585	1:57.595	1:04.693	52.902
(318) Arminas Jasikonis					14	16:10:16.281	1:56.696	1:03.964	52.732
1	15:44:37.767	1:57.006	1:03.344	53.662	15	16:12:13.755	1:57.474	1:03.921	53.553
2	15:46:43.337	2:05.570	1:12.613	52.957	(282) Simone Croci				
3	15:48:38.543	1:55.206	1:02.521	52.685	1	15:44:49.714	2:00.285	1:06.127	54.158
4	15:50:34.432	1:55.889	1:02.889	53.000	2	15:46:47.400	1:57.686	1:04.805	52.881
5	15:52:30.008	1:55.576	1:03.136	52.440	3	15:48:45.279	1:57.879	1:03.743	54.136
6	15:54:25.173	1:55.165	1:02.707	52.458	4	15:50:43.244	1:57.965	1:04.995	52.970
7	15:56:34.781	2:09.608	1:16.472	53.136	5	15:52:41.325	1:58.081	1:04.494	53.587
8	15:58:30.738	1:55.957	1:03.418	52.539	6	15:54:38.736	1:57.411	1:04.601	52.810
9	16:00:26.615	1:55.877	1:03.346	52.531	7	15:56:36.692	1:57.956	1:04.785	53.171
10	16:02:24.870	1:58.255	1:04.200	54.055	8	15:58:33.825	1:57.133	1:04.761	52.372
11	16:04:20.645	1:55.775	1:03.366	52.409	9	16:00:33.126	1:59.301	1:05.438	53.863
12	16:06:16.682	1:56.037	1:03.695	52.342	10	16:02:31.627	1:58.501	1:05.161	53.340
13	16:08:13.336	1:56.654	1:03.769	52.885	11	16:04:28.197	1:56.570	1:04.351	52.219
14	16:10:10.333	1:56.997	1:04.037	52.960	12	16:06:24.892	1:56.695	1:03.928	52.767
15	16:12:08.512	1:58.179	1:04.339	53.840	13	16:08:21.497	1:56.605	1:04.267	52.338
(245) Kade Tinker-Walker					14	16:10:17.599	1:56.102	1:03.659	52.443
1	15:44:48.517	1:58.056	1:04.381	53.675	15	16:12:15.075	1:57.476	1:04.395	53.081
2	15:46:45.799	1:57.282	1:04.415	52.867	(15) Stefan Ekerold				
3	15:48:42.124	1:56.325	1:03.490	52.835	1	15:44:56.158	2:02.295	1:06.540	55.755
4	15:50:38.051	1:55.927	1:03.352	52.575	2	15:46:56.156	1:59.998	1:06.211	53.787
5	15:52:47.931	2:09.880	1:03.451	1:06.429	3	15:48:54.091	1:57.935	1:03.250	54.685
6	15:54:44.423	1:56.492	1:04.052	52.440	4	15:50:51.305	1:57.214	1:03.616	53.598
7	15:56:40.926	1:56.503	1:03.729	52.774	5	15:52:49.804	1:58.499	1:05.376	53.123
8	15:58:36.720	1:55.794	1:04.009	51.785	6	15:54:46.467	1:56.663	1:03.756	52.907
9	16:00:33.290	1:56.570	1:04.294	52.276	7	15:56:42.718	1:56.251	1:03.810	52.441



33. ADAC Motocross Jauer

Klasse 2 Youngster Cup

Am Hahneberg 1,710 Km

2. Race

10.08.2014 15:40

Race (25:00 and 2 Laps) started at 15:40:54

Lap	Time of Day	Lap Tm	S1 Tm	S2 Tm	Lap	Time of Day	Lap Tm	S1 Tm	S2 Tm
4	15:51:01.927	1:59.025	1:05.430	53.595	2	15:47:06.623	2:19.351	1:22.519	56.832
5	15:53:01.700	1:59.773	1:05.388	54.385	3	15:49:07.237	2:00.614	1:05.332	55.282
6	15:55:01.320	1:59.620	1:05.626	53.994	4	15:51:06.485	1:59.248	1:05.323	53.925
7	15:57:01.100	1:59.780	1:06.039	53.741	5	15:53:06.379	1:59.894	1:04.672	55.222
8	15:59:00.683	1:59.583	1:05.118	54.465	6	15:55:04.962	1:58.583	1:04.954	53.629
9	16:00:59.537	1:58.854	1:05.851	53.003	7	15:57:04.410	1:59.448	1:05.414	54.034
10	16:02:57.807	1:58.270	1:04.752	53.518	8	15:59:03.082	1:58.672	1:04.937	53.735
11	16:04:55.823	1:58.016	1:04.727	53.289	9	16:01:03.666	2:00.584	1:05.625	54.959
12	16:06:55.328	1:59.505	1:05.929	53.576	10	16:03:02.745	1:59.079	1:05.053	54.026
13	16:08:54.663	1:59.335	1:05.987	53.348	11	16:05:01.514	1:58.769	1:05.196	53.573
14	16:10:54.000	1:59.337	1:05.750	53.587	12	16:07:01.080	1:59.566	1:05.276	54.290
15	16:12:53.119	1:59.119	1:05.228	53.891	13	16:09:01.429	2:00.349	1:05.418	54.931
					14	16:11:02.282	2:00.853	1:06.069	54.784
					15	16:13:01.734	1:59.452	1:05.665	53.787
(430) Valteri Malin					(34) Toni Hoffmann				
1	15:45:47.014	2:58.578	2:07.148	51.430	1	15:44:51.788	2:00.758	1:05.550	55.208
2	15:47:41.864	1:54.850	1:03.103	51.747	2	15:47:09.183	2:17.395	1:05.351	1:12.044
3	15:49:36.839	1:54.975	1:02.816	52.159	3	15:49:09.642	2:00.459	1:06.372	54.087
4	15:51:33.804	1:56.965	1:03.010	53.955	4	15:51:10.377	2:00.735	1:04.828	55.907
5	15:53:30.951	1:57.147	1:04.213	52.934	5	15:53:11.083	2:00.706	1:05.887	54.819
6	15:55:25.768	1:54.817	1:03.020	51.797	6	15:55:10.083	1:59.000	1:05.627	53.373
7	15:57:21.330	1:55.562	1:03.162	52.400	7	15:57:09.767	1:59.684	1:05.230	54.454
8	15:59:17.854	1:56.524	1:03.831	52.693	8	15:59:08.934	1:59.167	1:05.022	54.145
9	16:01:13.539	1:55.685	1:03.217	52.468	9	16:01:08.474	1:59.540	1:05.264	54.276
10	16:03:09.963	1:56.424	1:03.926	52.498	10	16:03:08.488	2:00.014	1:05.639	54.375
11	16:05:07.301	1:57.338	1:04.688	52.650	11	16:05:10.678	2:02.190	1:05.464	56.726
12	16:07:03.034	1:55.733	1:03.572	52.161	12	16:07:10.546	1:59.868	1:05.488	54.380
13	16:09:00.404	1:57.370	1:04.289	53.081	13	16:09:13.854	2:03.308	1:06.262	57.046
14	16:10:58.138	1:57.734	1:04.458	53.276	14	16:11:17.636	2:03.782	1:07.615	56.167
15	16:12:56.570	1:58.432	1:04.596	53.836	15	16:13:22.514	2:04.878	1:08.300	56.578
(536) Michael Sandner					(799) Emil Jepsen				
1	15:44:58.333	2:02.268	1:06.330	55.938	1	15:45:02.698	2:05.977	1:07.902	58.075
2	15:46:59.189	2:00.856	1:05.333	55.523	2	15:47:04.937	2:02.239	1:06.576	55.663
3	15:49:01.025	2:01.836	1:06.561	55.275	3	15:49:05.396	2:00.459	1:05.327	55.132
4	15:51:00.119	1:59.094	1:04.858	54.236	4	15:51:04.352	1:58.956	1:04.770	54.186
5	15:52:59.391	1:59.272	1:05.432	53.840	5	15:53:04.729	2:00.377	1:05.118	55.259
6	15:54:58.974	1:59.583	1:05.759	53.824	6	15:55:04.123	1:59.394	1:05.268	54.126
7	15:56:58.814	1:59.840	1:05.621	54.219	7	15:57:03.913	1:59.790	1:05.342	54.448
8	15:58:58.438	1:59.624	1:06.232	53.392	8	15:59:05.218	2:01.305	1:05.108	56.197
9	16:00:57.747	1:59.309	1:05.727	53.582	9	16:01:06.337	2:01.119	1:05.795	55.324
10	16:02:56.029	1:58.282	1:04.875	53.407	10	16:03:07.687	2:01.350	1:06.277	55.073
11	16:04:56.477	2:00.448	1:06.118	54.330	11	16:05:08.885	2:01.198	1:05.762	55.436
12	16:06:58.085	2:01.608	1:08.124	53.484	12	16:07:13.018	2:04.133	1:06.848	57.285
13	16:08:58.926	2:00.841	1:06.552	54.289	13	16:09:17.576	2:04.558	1:07.225	57.333
14	16:11:00.335	2:01.409	1:06.716	54.693	14	16:11:21.275	2:03.699	1:07.196	56.503
15	16:13:00.407	2:00.072	1:05.957	54.115	15	16:13:23.405	2:02.130	1:06.676	55.454
(118) Steffen Lütges					(173) Jonas Larsen				
1	15:44:59.618	2:04.110	1:07.486	56.624	1	15:44:54.003	2:04.283	1:08.552	55.731
2	15:47:01.605	2:01.987	1:07.282	54.705	2	15:46:53.543	1:59.540	1:06.271	53.269
3	15:49:01.401	1:59.796	1:05.959	53.837	3	15:48:51.830	1:58.287	1:05.189	53.098
4	15:51:00.446	1:59.045	1:05.431	53.614	4	15:50:50.931	1:59.101	1:04.972	54.129
5	15:53:00.375	1:59.929	1:05.794	54.135	5	15:52:56.449	2:05.518	1:11.156	54.362
6	15:54:59.720	1:59.345	1:05.469	53.876	6	15:54:57.057	2:00.608	1:06.359	54.249
7	15:56:59.714	1:59.994	1:05.576	54.418	7	15:56:57.972	2:00.915	1:06.315	54.600
8	15:58:59.917	2:00.203	1:06.087	54.116	8	15:58:59.638	2:01.666	1:05.529	56.137
9	16:01:02.416	2:02.499	1:07.840	54.659	9	16:01:11.763	2:12.125	1:08.704	1:03.421
10	16:03:01.720	1:59.304	1:05.559	53.745	(189) Mika Kordbarlag				
11	16:05:00.189	1:58.469	1:05.189	53.280	1	15:44:51.320	2:00.142	1:05.112	55.030
12	16:06:59.836	1:59.647	1:05.610	54.037	2	15:46:48.448	1:57.128	1:04.113	53.015
13	16:08:59.680	1:59.844	1:05.875	53.969	3	15:48:44.929	1:56.481	1:03.598	52.883
14	16:11:01.084	2:01.404	1:06.938	54.466	4	15:50:42.062	1:57.133	1:03.803	53.330
15	16:13:01.022	1:59.938	1:06.184	53.754	5	15:52:40.022	1:57.960	1:04.301	53.659
(38) Axel Van de Sande									
1	15:44:47.272	1:59.654	1:04.981	54.673					



33. ADAC Motocross Jauer

Klasse 2 Youngster Cup

Am Hahneberg 1,710 Km

2. Race

10.08.2014 15:40

Race (25:00 and 2 Laps) started at 15:40:54

Lap	Time of Day	Lap Tm	S1 Tm	S2 Tm	Lap	Time of Day	Lap Tm	S1 Tm	S2 Tm
6	15:54:37.616	1:57.594	1:04.012	53.582					
7	15:56:36.351	1:58.735	1:04.948	53.787					
8	15:58:56.989	2:20.638	1:08.582	1:12.056					
(126) Moritz Schittenhelm									
1	15:45:00.293	2:15.419	1:04.736	1:10.683					
2	15:46:59.439	1:59.146	1:05.498	53.648					
3	15:48:57.574	1:58.135	1:05.378	52.757					
4	15:50:55.308	1:57.734	1:05.248	52.486					
5	15:52:54.896	1:59.588	1:04.879	54.709					
6	15:54:53.240	1:58.344	1:05.222	53.122					
7	15:56:51.745	1:58.505	1:05.580	52.925					
8	15:59:09.019	2:17.274	1:06.169	1:11.105					
(494) Dave Versluis									
1	15:44:52.205	2:00.553	1:05.491	55.062					
2	15:46:51.113	1:58.908	1:05.462	53.446					
3	15:48:48.261	1:57.148	1:03.965	53.183					
4	15:50:45.489	1:57.228	1:03.971	53.257					
5	15:52:44.215	1:58.726	1:04.361	54.365					
6	15:54:41.523	1:57.308	1:04.453	52.855					
7	15:56:40.028	1:58.505	1:05.047	53.458					
(825) Philipp Kerner									
1	15:44:58.948	2:04.245	1:07.497	56.748					
2	15:47:06.368	2:07.420	1:08.882	58.538					
3	15:49:12.321	2:05.953	1:08.865	57.088					
4	15:51:18.101	2:05.780	1:08.628	57.152					
5	15:53:23.229	2:05.128	1:07.934	57.194					
6	15:55:30.093	2:06.864	1:07.970	58.894					
(184) Marco König									
1	15:44:37.405	1:59.793	1:04.377	55.416					
2	15:46:36.349	1:58.944	1:04.350	54.594					
3	15:48:34.436	1:58.087	1:04.549	53.538					
4	15:50:33.986	1:59.550	1:03.871	55.679					
5	15:53:30.389	2:56.403	1:06.311	1:50.092					
(315) Gianluca Eccla									
1	15:45:21.669	1:59.744	1:05.110	54.634					
2	15:47:20.553	1:58.884	1:04.514	54.370					
3	15:49:18.608	1:58.055	1:04.650	53.405					
4	15:51:59.835	2:41.227	1:04.780	1:36.447					
(131) Bernhard Ekerold									
1	15:45:33.227	2:45.219	1:05.013	1:40.206					
2	15:47:37.122	2:03.895	1:09.288	54.607					
3	15:49:38.691	2:01.569	1:05.896	55.673					
(613) Vaclav Kovar									
1	15:44:52.929	2:00.696	1:06.264	54.432					
2	15:47:36.622	2:43.693	1:05.238	1:38.455					

33. ADAC Motocross Jauer

Lapchart

Klasse 2 Youngster Cup

Am Hahneberg 1,710 Km

2. Race

10.08.2014 15:40

Race (25:00 and 2 Laps) started at 15:40:54

Competitors	Laps																
		0	1	2	3	4	5	6	7	8	9	10	11	12	13	14	15
Marco König (184)	1	184	831	831	831	831	831	29	29	29	29	29	29	29	29	29	29
George Cabal (8)	2	8	8	8	29	29	29	831	831	831	831	831	831	831	831	831	831
Tomasz Wysocki (831)	3	831	29	29	377	377	377	377	346	346	346	346	346	346	346	346	346
Henry Jacobi (29)	4	29	377	377	8	346	346	346	377	377	377	377	377	377	377	377	377
Martin Krc (377)	5	377	184	331	346	8	8	8	381	381	381	381	381	381	381	381	381
Arminas Jasikonis (318)	6	318	318	346	331	331	331	381	8	8	8	8	8	8	8	8	8
Jonas Nedved (202)	7	202	331	184	184	381	381	331	331	331	331	99	99	99	99	99	99
Ondrej Brendl (331)	8	331	595	595	595	595	595	595	99	99	331	331	331	331	331	331	331
Iker Larrañaga Olano (381)	9	381	381	381	381	184	318	318	99	595	595	595	595	595	595	595	595
Cedric Grobбен (595)	10	595	346	318	318	318	99	99	538	538	538	538	538	10	10	10	10
Moritz Schittenhelm (126)	11	126	538	538	99	99	538	538	318	318	318	10	10	538	318	318	318
Thomas Kjer Olsen (346)	12	346	38	99	245	245	189	189	189	282	10	318	318	318	538	538	245
Michael Kratzer (538)	13	538	245	245	538	538	282	282	282	128	128	128	128	245	245	245	538
Axel Van de Sande (38)	14	38	99	282	189	189	202	202	128	10	282	245	245	128	128	128	128
Bernhard Ekerold (131)	15	131	282	189	282	282	128	128	202	202	245	282	282	282	282	282	282
Valtteri Malin (430)	16	430	202	202	202	202	494	494	494	245	202	202	202	15	15	15	15
Jorge Zaragoza (99)	17	99	189	494	494	494	10	10	10	15	15	15	15	202	202	202	202
Simone Croci (282)	18	282	34	128	128	128	245	245	245	100	100	100	100	100	100	100	100
Jonas Larsen (173)	19	173	494	173	173	173	15	15	15	178	178	178	178	178	178	178	178
Calvin Vlaanderen (10)	20	10	613	178	178	15	178	100	100	278	278	278	278	278	278	278	278
Kade Tinker-Walker (245)	21	245	128	464	15	178	100	178	178	464	464	464	464	464	464	464	464
Toni Hoffmann (34)	22	34	173	15	464	10	464	464	278	226	899	899	899	899	899	899	899
Mika Kordbarlag (189)	23	189	178	100	100	100	278	278	464	899	226	226	226	226	226	226	226
Dave Versluis (494)	24	494	464	226	10	464	126	126	126	189	536	536	334	334	334	334	334
Roy van Heugten (178)	25	178	15	536	226	126	173	226	226	536	334	334	536	536	536	430	430
Vaclav Kovar (613)	26	613	226	126	126	278	226	173	899	173	118	118	118	118	118	536	536
Sven van de Mierden (128)	27	128	536	10	899	226	899	899	173	118	38	38	38	38	430	118	118
Mike te Beest (464)	28	464	825	899	278	899	536	536	536	334	799	799	430	430	38	38	38
Stefan Ekerold (15)	29	15	100	118	536	536	118	118	118	38	34	34	799	34	34	34	34
Philipp Karner (825)	30	825	118	278	118	118	334	334	334	799	173	430	34	799	799	799	799



33. ADAC Motocross Jauer 09. - 10. August 2014

MX Youngster Cup

Track length: 1.710 m

Eventresults Jauer

Date: 09th and 10th of August 2014

Pos.	No.	Name	Nat./Hometown	Trademark	Entrant / Team	Race 1		Race 2		total
						Points	Pos	Points	Pos	
1	29	Jacobi, Henry	GER/ Bad Sulza	KTM	KTM Sarholz Racing Team	25	1	25	1	50
2	831	Wysocki, Tomasz	POL/ CHORZÓW	KTM		20	3	22	2	42
3	346	Kjer Olsen, Thomas	DEN/ Sønderborg	HONDA	STC Racing	18	4	20	3	38
4	377	Krc, Martin	CZE/ Šternberk	KTM	SZA-STAV racing team	16	5	18	4	34
5	99	Zaragoza, Jorge	ESP/ VALENCIA	KAWASAKI	MONSTER ENERGY KAWASAKI ELF TE	14	7	14	7	28
6	318	Jasikonis, Arminas	LTU/ Anyksčiai	KTM	Steel Mustang Racing	15	6	10	11	25
7	331	Brendl, Ondrej	CZE/ Skute?	KTM	Mefo Sport Racing Team	11	10	13	8	24
8	10	Vlaanderen, Calvin	NED/ Schmelz	KTM	KTM Bodo Schmidt Motorsports	12	9	11	10	23
9	613	Kovar, Vaclav	CZE/ Protivin	KTM	COFAIN Racing Team	22	2	0	DNF	22
10	538	Kratzer, Michael	AUT/ Anger	KAWASAKI		13	8	8	13	21
11	381	Larrañaga Olano, Iker	GER/ Vitoria-Gasteiz	HUSQVARNA		0	DNF	16	5	16
12	245	Tinker-Walker, Kade	CAN/ medicina	SUZUKI	Team Castellari	7	14	9	12	16
13	8	Cabal, George	ROU/ Brasov	KTM	KTM Kosak Racing	0	DNF	15	6	15
14	595	Grobben, Cedric	BEL/ Oplabbeek	YAMAHA	Team Yamaha Motor Deutschland- AC M	2	19	12	9	14
15	128	van de Mierden, Sven	NED/ Valkenswaard	HUSQVARNA	Husquarna-SKS-Racing NL	5	16	7	14	12
16	100	Büttner, Stephan	GER/ Schkölen	YAMAHA	Team Yamaha Motor Deutschland-AC Mc	9	12	3	18	12
17	202	Nedved, Jonas	CZE/ Starý Plzenec	KTM	Buska ADOS KTM Team	6	15	4	17	10
18	173	Larsen, Jonas	DEN/ skanderborg	HONDA	KMP-REPSOSL-Honda	10	11	0	DNF	10
19	15	Ekerold, Stefan	GER/ Weiskirchen	KTM	Ekerold Motorsport	4	17	5	16	9
20	494	Versluis, Dave	NED/ Assendelf	SUZUKI	Team Castrol Power 1 Moto-Web	8	13	0	DNF	8
21	282	Croci, Simone	ITA/ Caronno Pertusella	KTM	M.C. Hornets	0	DNF	6	15	6
22	131	Ekerold, Bernhard	GER/ Weiskirchen	KTM	Ekerold Motorsport	3	18	0	DNF	3
23	178	van Heugten, Roy	NED/ Achterveld	KTM	Modiform mx team	0	22	2	19	2
24	278	Vermijl, Thomas	BEL/ Helchteren	KTM	GPR Promo by Mefo	0	26	1	20	1
25	799	Jepsen, Emil	DEN/ Soenderborg	HONDA	KMP Honda Repsol Racing Team	1	20	0	30	1
26	464	te Beest, Mike	NED/ Duiven	KTM	Falcon Motorsports	0	25	0	21	0
27	899	Gehrke, Nils	GER/ Kaltenholzhausen	SUZUKI	Team AB-Racing by Suzuki Reinecke	0	21	0	22	0
28	226	Koch, Tom	GER/ Wormstedt	SUZUKI	ADAC Hessen-Thüringen MX Masters Ro	0	27	0	23	0
29	334	Gryning, Mathias	DEN/ Slagelse	SUZUKI	AB Suzuki by Reinecke	0	28	0	24	0
30	430	Malin, Valtteri	FIN/ Porvoo	KTM	KTM Sarholz Racing Team	0	24	0	25	0
31	536	Sandner, Michael	AUT/ Rainbach	KAWASAKI	Suzuki Team marXparts-Motocenter Heg	0	29	0	26	0
32	118	Lütges, Steffen	GER/ Grevenbroich	SUZUKI	Motorrad Waldmann	0	DNS	0	27	0
33	38	Van de Sande, Axel	BEL/ KERMT	KTM		0	23	0	28	0
34	34	Hoffmann, Toni	GER/ Wismar	KTM	BvZ Racing Team	0	DNF	0	29	0
35	189	Kordbarlag, Mika	GER/ Schloß Holte- Stuk	KTM	Team KTM-GST Berlin	0	DNF	0	DNF	0
36	825	Karner, Philipp	AUT/ Prinzersdorf	HUSQVARNA	ÖMRC JLaw Racing Team	0	DNF	0	DNF	0
37	184	König, Marco	GER/ Ansbach	KTM	KOSAK Racing Team	0	DNF	0	DNF	0
38	126	Schittenhelm, Moritz	GER/ Urbach	KTM	Alskom Race Factory / Mefo Sport	0	DNF	0	DNF	0
39	315	Ecca, Gianluca	GER/ Alpen	SUZUKI	Castrol Power 1 Moto-Web	0	DNF	0	DNF	0
40	85	Soper, Marcus-Lee	GBR/ Elsendorp	SUZUKI	Suzuki Team marXparts-Motocenter Heg	0	DNF	0	x	0
41	43	Raths, Niklas	GER/ Niederzier	SUZUKI	Sturm Racing Team	0	DNF	0	x	0

Announcements: These results are provisional until the conclusion of any judicial and technical matters

Clerk of the course Uwe Petzold:

Jury President Olaf Noack:

Timekeeping Steffen Kirchhof:

Posted at: h

Printed: 10.08.2014 16:14

Reg. Nr MX 32/14