



Autocross Pfeffelbach

Rennen 11: Serien TW über 1600 ccm 2wd

Pfeffelbach 0,750 Km

Zeittraining

09.08.2014 14:30

Qualifikation gestartet um 15:03:36

Pos.	Nr.	Name	Nat.	Fabrikat	Club	Rnd.	Beste Zeit	Diff.	In Rd.	km/h
1	221	Dirk Schumacher	D	VW Golf GTI 1,8	AMSC Pfeffelbach	2	39.926		2	67,625
2	228	Gilles Weis	L	Honda Integra 1,8	ACC Windhausen	3	40.502	0.576	3	66,663
3	299	Christian Koob	D	Renault Clio 2,0	AMSC Pfeffelbach	3	40.985	1.059	2	65,878
4	227	Felix Dörr	D	VW Corrado 1,8	AMSC Pfeffelbach	1	41.384	1.458	1	65,243
5	298	Maximilian Harth	D	Seat Ibiza 1,8	MSF Hof Bleidenbach	3	41.406	1.480	3	65,208
6	254	Palf Pfeffer	D	Toyota Celica		3	42.397	2.471	3	63,684
7	229	Lars Wahl	D	Seat Ibiza 1,8		3	42.489	2.563	2	63,546
8	225	Günther Metzger	D	Opel Kadett GSI 2,0	AMSC Pfeffelbach	3	42.497	2.571	3	63,534
9	205	Gilles Hendrickx	L	VW Golf 3 GTI 2,0	Flying Hirsch	3	42.654	2.728	2	63,300
10	213	Dominique Richter	D	Opel Astra GSI 2,0 16V	ACR Eifelland e.V.	3	42.704	2.778	2	63,226
11	220	Steven Jung	D	VW Scirocco 1,8	Petto Motorsport	3	42.772	2.846	3	63,125
12	249	Tom Mayer	L	VW Golf GTI 2,0 16V	Flying Hirsch	3	43.208	3.282	3	62,488
13	243	Kevin Wolter	D	VW Scirocco 1,8	Petto Motorsport	3	43.376	3.450	3	62,246
14	231	Jürgen Staudt	D	Golf 2		3	43.595	3.669	2	61,934
15	226	Uwe Paulus	D	BMW 326		1	43.963	4.037	1	61,415
16	201	Karsten Becker	D	BMW 318 is 1,8	AMSC Pfeffelbach	3	44.095	4.169	2	61,231
17	217	Ralf Fawer	D	Ford Fiesta XR2i		3	44.591	4.665	3	60,550
18	272	Sven Emrich	D	BMW 325 i		3	46.256	6.330	2	58,371
19	212	Stefan Kömen	D	VW Scirocco 1,8 16V	ACR Eifelland e.V.				0	-
20	209	Markus Dauber	D	Peugot 205					0	-



Autocross Pfeffelbach

Rennen 11: Serien TW über 1600 ccm 2wd

Pfeffelbach 0,750 Km

Zeittraining

09.08.2014 14:30

Qualifikation gestartet um 15:03:36

Runde	Rundenzeit	Diff.	Tageszeit
(221) Dirk Schumacher			
1	40.249	+0.323	15:17:20.229
2	39.926		15:18:00.155
(228) Gilles Weis			
1	41.653	+1.151	15:16:50.179
2	41.198	+0.696	15:17:31.377
3	40.502		15:18:11.879
(299) Christian Koob			
1	41.286	+0.301	15:04:36.876
2	40.985		15:05:17.861
3	41.021	+0.036	15:05:58.882
(227) Felix Dörr			
1	41.384		15:04:24.913
(298) Maximilian Harth			
1	41.536	+0.130	15:25:55.616
2	41.603	+0.197	15:26:37.219
3	41.406		15:27:18.625
(254) Palf Pfeffer			
1	43.019	+0.622	15:17:02.096
2	42.564	+0.167	15:17:44.660
3	42.397		15:18:27.057
(229) Lars Wahl			
1	44.286	+1.797	15:08:52.437
2	42.489		15:09:34.926
3	42.725	+0.236	15:10:17.651
(225) Günther Metzger			
1	42.604	+0.107	15:04:56.623
2	42.673	+0.176	15:05:39.296
3	42.497		15:06:21.793
(205) Gilles Hendrickx			
1	42.840	+0.186	15:16:30.014
2	42.654		15:17:12.668
3	42.735	+0.081	15:17:55.403
(213) Dominique Richter			
1	43.782	+1.078	15:12:42.114
2	42.704		15:13:24.818
3	44.357	+1.653	15:14:09.175
(220) Steven Jung			
1	44.358	+1.586	15:04:49.078
2	42.914	+0.142	15:05:31.992
3	42.772		15:06:14.764
(249) Tom Mayer			
1	43.265	+0.057	15:12:51.116
2	43.546	+0.338	15:13:34.662
3	43.208		15:14:17.870
(243) Kevin Wolter			
1	43.402	+0.026	15:08:32.001
2	43.827	+0.451	15:09:15.828
3	43.376		15:09:59.204
(231) Jürgen Staudt			
1	44.375	+0.780	15:26:17.676
2	43.595		15:27:01.271

Runde	Rundenzeit	Diff.	Tageszeit
3	43.953	+0.358	15:27:45.224
(226) Uwe Paulus			
1	43.963		15:26:08.259
(201) Karsten Becker			
1	44.347	+0.252	15:08:43.310
2	44.095		15:09:27.405
3	44.378	+0.283	15:10:11.783
(217) Ralf Fawer			
1	45.185	+0.594	15:09:03.263
2	45.220	+0.629	15:09:48.483
3	44.591		15:10:33.074
(272) Sven Emrich			
1	49.122	+2.866	15:13:07.979
2	46.256		15:13:54.235
3	47.455	+1.199	15:14:41.690

Runde	Rundenzeit	Diff.	Tageszeit
-------	------------	-------	-----------



Autocross Pfefferlach

Rennen 11: Serien TW über 1600 ccm 2wd

Pfefferlach 0,750 Km

1. Vorlauf Gruppe 1

09.08.2014 17:55

Rennen (6 Runden)


212
10
226
8
220
6
229
4
299
2

217
9
243
7
205
5
298
3
221
1

POLE POSITION

1

5
4
3
2
1





Autocross Pfeffelbach

Rennen 11: Serien TW über 1600 ccm 2wd

Pfeffelbach 0,750 Km

1. Vorlauf Gruppe 2

09.08.2014 17:58

Rennen (6 Runden)


209
10
201
8
249
6
225
4
227
2

272
9
231
7
213
5
254
3
228
1

POLE POSITION

1

5
4
3
2
1





Autocross Pfeffelbach

Rennen 11: Serien TW über 1600 ccm 2wd

Pfeffelbach 0,750 Km

1. Vorlauf Gruppe 1

09.08.2014 17:55

Rennen (6 Runden) gestartet um 18:56:20

Pos.	Nr.	Name	Nat.	Fabrikat	Club	Rnd.	Gesamtzeit	Diff.	Beste Zeit	In Rd.	Pkt.
1	299	Christian Koob	D	Renault Clio 2,0	AMSC Pfeffelbach	6	4:17.903		41.487	5	10
2	221	Dirk Schumacher	D	VW Golf GTI 1,8	AMSC Pfeffelbach	6	4:20.492	2.589	40.776	5	9
3	298	Maximilian Harth	D	Seat Ibiza 1,8	MSF Hof Bleidenbach	6	4:39.148	21.245	43.912	6	8
4	220	Steven Jung	D	VW Scirocco 1,8	Petto Motorsport	6	4:39.728	21.825	43.901	4	7
5	243	Kevin Wolter	D	VW Scirocco 1,8	Petto Motorsport	6	4:41.088	23.185	44.061	4	6
6	229	Lars Wahl	D	Seat Ibiza 1,8		6	4:55.271	37.368	44.339	5	5
7	226	Uwe Paulus	D	BMW 326		5	4:19.166	1 Runde	46.823	4	4
8	217	Ralf Fawer	D	Ford Fiesta XR2i		5	4:50.136	1 Runde	50.085	1	3

Nicht Klassifiziert (3 Rnd.)

DNF	205	Gilles Hendrickx	L	VW Golf 3 GTI 2,0	Flying Hirsch	1	57.471	DNF	49.273	1	0
DNF	212	Stefan Kömen	D	VW Scirocco 1,8 16V	ACR Eifelland e.V.			DNF		0	0

Vorsprung	Ø km/h	Beste Rundenzeit	km/h	Beste Runde von
2.589	62,814	40.776	66,215	221 - Dirk Schumacher



Autocross Pfeffelbach

Rennen 11: Serien TW über 1600 ccm 2wd

Pfeffelbach 0,750 Km

1. Vorlauf Gruppe 1

09.08.2014 17:55

Rennen (6 Runden) gestartet um 18:56:20

Runde	Rundenzeit	Diff.	Tageszeit	Runde	Rundenzeit	Diff.	Tageszeit	Runde	Rundenzeit	Diff.	Tageszeit
(299) Christian Koob											
1	42.387	+0.900	18:57:09.995								
2	41.674	+0.187	18:57:51.669								
3	42.226	+0.739	18:58:33.895								
4	41.624	+0.137	18:59:15.519								
5	41.487		18:59:57.006								
6	41.828	+0.341	19:00:38.834								
(221) Dirk Schumacher											
1	42.516	+1.740	18:57:10.152								
2	42.945	+2.169	18:57:53.097								
3	42.121	+1.345	18:58:35.218								
4	42.026	+1.250	18:59:17.244								
5	40.776		18:59:58.020								
6	43.403	+2.627	19:00:41.423								
(298) Maximilian Harth											
1	46.766	+2.854	18:57:14.762								
2	45.383	+1.471	18:58:00.145								
3	44.328	+0.416	18:58:44.473								
4	44.019	+0.107	18:59:28.492								
5	47.675	+3.763	19:00:16.167								
6	43.912		19:01:00.079								
(220) Steven Jung											
1	46.924	+3.023	18:57:15.973								
2	45.428	+1.527	18:58:01.401								
3	43.966	+0.065	18:58:45.367								
4	43.901		18:59:29.268								
5	47.126	+3.225	19:00:16.394								
6	44.265	+0.364	19:01:00.659								
(243) Kevin Wolter											
1	48.734	+4.673	18:57:18.763								
2	45.054	+0.993	18:58:03.817								
3	44.800	+0.739	18:58:48.617								
4	44.061		18:59:32.678								
5	45.244	+1.183	19:00:17.922								
6	44.097	+0.036	19:01:02.019								
(229) Lars Wahl											
1	47.648	+3.309	18:57:15.705								
2	55.150	+10.811	18:58:10.855								
3	51.815	+7.476	18:59:02.670								
4	44.748	+0.409	18:59:47.418								
5	44.339		19:00:31.757								
6	44.445	+0.106	19:01:16.202								
(226) Uwe Paulus											
1	50.507	+3.684	18:57:21.888								
2	55.086	+8.263	18:58:16.974								
3	48.077	+1.254	18:59:05.051								
4	46.823		18:59:51.874								
5	48.223	+1.400	19:00:40.097								
(217) Ralf Fawer											
1	50.085		18:57:20.586								
2	1:15.820	+25.735	18:58:36.406								
3	51.350	+1.265	18:59:27.756								
4	52.109	+2.024	19:00:19.865								
5	51.202	+1.117	19:01:11.067								
(205) Gilles Hendrickx											
1	49.273		18:57:18.402								



Autocross Pfeffelbach

Rennen 11: Serien TW über 1600 ccm 2wd

Pfeffelbach 0,750 Km

2. Vorlauf Gruppe 1

10.08.2014 11:50


Rennen (6 Runden)

212
10
217
8
229
6
220
4
221
2

205
9
226
7
243
5
298
3
299
1

POLE POSITION 1

5
4
3
2
1





Autocross Pfeffelbach

Rennen 11: Serien TW über 1600 ccm 2wd

Pfeffelbach 0,750 Km

1. Vorlauf Gruppe 2

09.08.2014 17:58

Rennen (6 Runden) gestartet um 19:14:45

Pos.	Nr.	Name	Nat.	Fabrikat	Club	Rnd.	Gesamtzeit	Diff.	Beste Zeit	In Rd.	Pkt.
1	228	Gilles Weis	L	Honda Integra 1,8	ACC Windhausen	6	4:29.316		43.058	3	10
2	213	Dominique Richter	D	Opel Astra GSI 2,0 16V	ACR Eifelnd e.V.	6	4:35.835	6.519	44.324	3	9
3	249	Tom Mayer	L	VW Golf GTI 2,0 16V	Flying Hirsch	6	4:42.273	12.957	44.184	6	8
4	231	Jürgen Staudt	D	Golf 2		6	4:44.200	14.884	45.725	5	7
5	201	Karsten Becker	D	BMW 318 is 1,8	AMSC Pfeffelbach	6	4:58.130	28.814	46.659	5	6
6	272	Sven Emrich	D	BMW 325 i		6	5:12.631	43.315	48.364	5	5
Nicht Klassifiziert (3 Rnd.)											
NS	227	Felix Dörr	D	VW Corrado 1,8	AMSC Pfeffelbach	3	2:21.473	DNF	43.240	3	0
NS	254	Palf Pfeffer	D	Toyota Celica				DNS		0	0
NS	225	Günther Metzger	D	Opel Kadett GSI 2,0	AMSC Pfeffelbach			DNS		0	0
NS	209	Markus Dauber	D	Peugot 205				DNS		0	0

Vorsprung	Ø km/h	Beste Rundenzeit	km/h	Beste Runde von
6.519	60,152	43.058	62,706	228 - Gilles Weis



Autocross Pfeffelbach

Rennen 11: Serien TW über 1600 ccm 2wd

Pfeffelbach 0,750 Km

1. Vorlauf Gruppe 2

09.08.2014 17:58

Rennen (6 Runden) gestartet um 19:14:45

Runde	Rundenzeit	Diff.	Tageszeit
(228) Gilles Weis			
1	43.801	+0.743	19:15:35.215
2	44.105	+1.047	19:16:19.320
3	43.058		19:17:02.378
4	43.266	+0.208	19:17:45.644
5	43.689	+0.631	19:18:29.333
6	45.429	+2.371	19:19:14.762

Runde	Rundenzeit	Diff.	Tageszeit
(213) Dominique Richter			
1	45.490	+1.166	19:15:37.330
2	44.377	+0.053	19:16:21.707
3	44.324		19:17:06.031
4	44.612	+0.288	19:17:50.643
5	44.783	+0.459	19:18:35.426
6	45.855	+1.531	19:19:21.281

Runde	Rundenzeit	Diff.	Tageszeit
(249) Tom Mayer			
1	49.292	+5.108	19:15:41.914
2	44.946	+0.762	19:16:26.860
3	45.231	+1.047	19:17:12.091
4	46.359	+2.175	19:17:58.450
5	45.085	+0.901	19:18:43.535
6	44.184		19:19:27.719

Runde	Rundenzeit	Diff.	Tageszeit
(231) Jürgen Staudt			
1	46.759	+1.034	19:15:39.187
2	46.755	+1.030	19:16:25.942
3	45.807	+0.082	19:17:11.749
4	45.809	+0.084	19:17:57.558
5	45.725		19:18:43.283
6	46.363	+0.638	19:19:29.646

Runde	Rundenzeit	Diff.	Tageszeit
(201) Karsten Becker			
1	51.648	+4.989	19:15:44.545
2	47.623	+0.964	19:16:32.168
3	47.662	+1.003	19:17:19.830
4	47.887	+1.228	19:18:07.717
5	46.659		19:18:54.376
6	49.200	+2.541	19:19:43.576

Runde	Rundenzeit	Diff.	Tageszeit
(272) Sven Emrich			
1	51.819	+3.455	19:15:46.832
2	49.323	+0.959	19:16:36.155
3	52.191	+3.827	19:17:28.346
4	52.319	+3.955	19:18:20.665
5	48.364		19:19:09.029
6	49.048	+0.684	19:19:58.077

Runde	Rundenzeit	Diff.	Tageszeit
(227) Felix Dörr			
1	47.585	+4.345	19:15:39.863
2	43.816	+0.576	19:16:23.679
3	43.240		19:17:06.919

Runde Rundenzeit Diff. Tageszeit

Runde Rundenzeit Diff. Tageszeit



Autocross Pfefferbach

Rennen 11: Serien TW über 1600 ccm 2wd

Pfeffelbach 0,750 Km

2. Vorlauf Gruppe 2

10.08.2014 11:55

Rennen (6 Runden)


209
10
254
8
272
6
231
4
213
2

225
9
227
7
201
5
249
3
228
1

POLE POSITION

1

5
4
3
2
1





Autocross Pfeffelbach

Rennen 11: Serien TW über 1600 ccm 2wd

Pfeffelbach 0,750 Km

2. Vorlauf Gruppe 1

10.08.2014 11:50

Rennen (7 Runden) gestartet um 11:25:32

Pos.	Nr.	Name	Nat.	Fabrikat	Club	Rnd.	Gesamtzeit	Diff.	Beste Zeit	In Rd.	Pkt.
1	299	Christian Koob	D	Renault Clio 2,0	AMSC Pfeffelbach	7	4:52.128		40.198	4	10
2	221	Dirk Schumacher	D	VW Golf GTI 1,8	AMSC Pfeffelbach	7	4:54.655	2.527	40.250	6	9
3	298	Maximilian Harth	D	Seat Ibiza 1,8	MSF Hof Bleidenbach	7	5:00.978	8.850	41.099	3	8
4	220	Steven Jung	D	VW Scirocco 1,8	Petto Motorsport	7	5:05.328	13.200	41.772	3	7
5	229	Lars Wahl	D	Seat Ibiza 1,8		7	5:07.921	15.793	41.869	5	6
6	212	Stefan Kömen	D	VW Scirocco 1,8 16V	ACR Eifelland e.V.	7	5:08.235	16.107	41.309	4	5
7	243	Kevin Wolter	D	VW Scirocco 1,8	Petto Motorsport	7	5:11.716	19.588	42.430	6	4
8	205	Gilles Hendrickx	L	VW Golf 3 GTI 2,0	Flying Hirsch	7	5:13.685	21.557	41.779	4	3
9	226	Uwe Paulus	D	BMW 326		7	5:24.901	32.773	43.862	7	2
Nicht Klassifiziert (3 Rnd.)											
DNF	217	Ralf Fawer	D	Ford Fiesta XR2i			8.886		DNF	0	0

Vorsprung	Ø km/h	Beste Rundenzeit	km/h	Beste Runde von
2.527	64,698	40.198	67,168	299 - Christian Koob



Autocross Pfeffelbach

Rennen 11: Serien TW über 1600 ccm 2wd

Pfeffelbach 0,750 Km

2. Vorlauf Gruppe 1

10.08.2014 11:50

Rennen (7 Runden) gestartet um 11:25:32

Runde	Rundenzeit	Diff.	Tageszeit
(299) Christian Koob			
1	40.818	+0.620	11:26:20.978
2	40.395	+0.197	11:27:01.373
3	41.030	+0.832	11:27:42.403
4	40.198		11:28:22.601
5	40.686	+0.488	11:29:03.287
6	40.618	+0.420	11:29:43.905
7	41.099	+0.901	11:30:25.004

Runde	Rundenzeit	Diff.	Tageszeit
(221) Dirk Schumacher			
1	41.994	+1.744	11:26:22.197
2	40.541	+0.291	11:27:02.738
3	40.622	+0.372	11:27:43.360
4	40.418	+0.168	11:28:23.778
5	41.029	+0.779	11:29:04.807
6	40.250		11:29:45.057
7	42.474	+2.224	11:30:27.531

Runde	Rundenzeit	Diff.	Tageszeit
(298) Maximilian Harth			
1	43.834	+2.735	11:26:24.400
2	41.860	+0.761	11:27:06.260
3	41.099		11:27:47.359
4	41.624	+0.525	11:28:28.983
5	41.765	+0.666	11:29:10.748
6	41.330	+0.231	11:29:52.078
7	41.776	+0.677	11:30:33.854

Runde	Rundenzeit	Diff.	Tageszeit
(220) Steven Jung			
1	44.761	+2.989	11:26:25.408
2	41.976	+0.204	11:27:07.384
3	41.772		11:27:49.156
4	42.514	+0.742	11:28:31.670
5	41.925	+0.153	11:29:13.595
6	42.546	+0.774	11:29:56.141
7	42.063	+0.291	11:30:38.204

Runde	Rundenzeit	Diff.	Tageszeit
(229) Lars Wahl			
1	45.618	+3.749	11:26:26.617
2	42.972	+1.103	11:27:09.589
3	42.119	+0.250	11:27:51.708
4	42.217	+0.348	11:28:33.925
5	41.869		11:29:15.794
6	42.319	+0.450	11:29:58.113
7	42.684	+0.815	11:30:40.797

Runde	Rundenzeit	Diff.	Tageszeit
(212) Stefan Kömen			
1	46.021	+4.712	11:26:28.470
2	43.417	+2.108	11:27:11.887
3	42.155	+0.846	11:27:54.042
4	41.309		11:28:35.351
5	41.529	+0.220	11:29:16.880
6	41.832	+0.523	11:29:58.712
7	42.399	+1.090	11:30:41.111

Runde	Rundenzeit	Diff.	Tageszeit
(243) Kevin Wolter			
1	46.287	+3.857	11:26:27.661
2	43.462	+1.032	11:27:11.123
3	42.469	+0.039	11:27:53.592
4	43.359	+0.929	11:28:36.951
5	42.696	+0.266	11:29:19.647
6	42.430		11:30:02.077
7	42.515	+0.085	11:30:44.592

Runde	Rundenzeit	Diff.	Tageszeit
(205) Gilles Hendrickx			
1	47.170	+5.391	11:26:29.719

Runde	Rundenzeit	Diff.	Tageszeit
2	44.353	+2.574	11:27:14.072
3	44.259	+2.480	11:27:58.331
4	41.779		11:28:40.110
5	42.343	+0.564	11:29:22.453
6	42.041	+0.262	11:30:04.494
7	42.067	+0.288	11:30:46.561

Runde	Rundenzeit	Diff.	Tageszeit
(226) Uwe Paulus			
1	49.296	+5.434	11:26:31.331
2	45.437	+1.575	11:27:16.768
3	44.234	+0.372	11:28:01.002
4	44.463	+0.601	11:28:45.465
5	44.194	+0.332	11:29:29.659
6	44.256	+0.394	11:30:13.915
7	43.862		11:30:57.777

Runde	Rundenzeit	Diff.	Tageszeit
-------	------------	-------	-----------



Autocross Pfeffelbach

Rennen 11: Serien TW über 1600 ccm 2wd

Pfeffelbach 0,750 Km

2.Vorlauf Gruppe 2

10.08.2014 11:55

Rennen (7 Runden) gestartet um 11:39:20

Pos.	Nr.	Name	Nat.	Fabrikat	Club	Rnd.	Gesamtzeit	Diff.	Beste Zeit	In Rd.	Pkt.
1	213	Dominique Richter	D	Opel Astra GSI 2,0 16V	ACR Eifelland e.V.	7	5:17.932		43.895	3	10
2	249	Tom Mayer	L	VW Golf GTI 2,0 16V	Flying Hirsch	7	5:22.272	4.340	44.303	7	9
3	225	Günther Metzger	D	Opel Kadett GSI 2,0	AMSC Pfeffelbach	7	5:22.502	4.570	44.051	5	8
4	254	Palf Pfeffer	D	Toyota Celica		7	5:30.061	12.129	45.204	5	7
5	201	Karsten Becker	D	BMW 318 is 1,8	AMSC Pfeffelbach	7	5:34.039	16.107	45.906	5	6
6	231	Jürgen Staudt	D	Golf 2		7	5:35.609	17.677	46.127	6	5
7	218	Alexander Pesin	D	Honda CRX	Team Olsen	7	5:37.014	19.082	45.798	4	4
8	272	Sven Emrich	D	BMW 325 i		7	6:02.211	44.279	49.523	5	3

Nicht Klassifiziert (3 Rnd.)

DNF	228	Gilles Weis	L	Honda Integra 1,8	ACC Windhausen	2	1:36.994	DNF	44.687	2	0
NS	227	Felix Dörr	D	VW Corrado 1,8	AMSC Pfeffelbach			DNF		0	0
NS	209	Markus Dauber	D	Peugot 205				DNF		0	0

Vorsprung	Ø km/h	Beste Rundenzeit	km/h	Beste Runde von
4.340	59,447	43.895	61,510	213 - Dominique Richter



Autocross Pfeffelbach

Rennen 11: Serien TW über 1600 ccm 2wd

Pfeffelbach 0,750 Km

2. Vorlauf Gruppe 2

10.08.2014 11:55

Rennen (7 Runden) gestartet um 11:39:20

Runde	Rundenzeit	Diff.	Tageszeit
(213) Dominique Richter			
1	44.912	+1.017	11:40:10.711
2	45.580	+1.685	11:40:56.291
3	43.895		11:41:40.186
4	43.976	+0.081	11:42:24.162
5	45.141	+1.246	11:43:09.303
6	44.628	+0.733	11:43:53.931
7	44.770	+0.875	11:44:38.701
(249) Tom Mayer			
1	46.220	+1.917	11:40:12.190
2	45.282	+0.979	11:40:57.472
3	45.203	+0.900	11:41:42.675
4	45.867	+1.564	11:42:28.542
5	45.155	+0.852	11:43:13.697
6	45.041	+0.738	11:43:58.738
7	44.303		11:44:43.041
(225) Günther Metzger			
1	48.522	+4.471	11:40:15.876
2	44.624	+0.573	11:41:00.500
3	45.285	+1.234	11:41:45.785
4	44.553	+0.502	11:42:30.338
5	44.051		11:43:14.389
6	44.701	+0.650	11:43:59.090
7	44.181	+0.130	11:44:43.271
(254) Palf Pfeffer			
1	47.562	+2.358	11:40:14.308
2	45.345	+0.141	11:40:59.653
3	45.424	+0.220	11:41:45.077
4	45.918	+0.714	11:42:30.995
5	45.204		11:43:16.199
6	49.362	+4.158	11:44:05.561
7	45.269	+0.065	11:44:50.830
(201) Karsten Becker			
1	49.314	+3.408	11:40:15.667
2	47.678	+1.772	11:41:03.345
3	46.290	+0.384	11:41:49.635
4	46.658	+0.752	11:42:36.293
5	45.906		11:43:22.199
6	46.571	+0.665	11:44:08.770
7	46.038	+0.132	11:44:54.808
(231) Jürgen Staudt			
1	50.770	+4.643	11:40:17.330
2	46.866	+0.739	11:41:04.196
3	46.538	+0.411	11:41:50.734
4	46.210	+0.083	11:42:36.944
5	46.170	+0.043	11:43:23.114
6	46.127		11:44:09.241
7	47.137	+1.010	11:44:56.378
(218) Alexander Pesin			
1	49.855	+4.057	11:40:18.013
2	47.070	+1.272	11:41:05.083
3	47.161	+1.363	11:41:52.244
4	45.798		11:42:38.042
5	46.708	+0.910	11:43:24.750
6	45.898	+0.100	11:44:10.648
7	47.135	+1.337	11:44:57.783
(272) Sven Emrich			
1	51.878	+2.355	11:40:19.598

Runde	Rundenzeit	Diff.	Tageszeit
2	51.881	+2.358	11:41:11.479
3	51.898	+2.375	11:42:03.377
4	50.507	+0.984	11:42:53.884
5	49.523		11:43:43.407
6	49.647	+0.124	11:44:33.054
7	49.926	+0.403	11:45:22.980
(228) Gilles Weis			
1	47.398	+2.711	11:40:13.076
2	44.687		11:40:57.763

Runde	Rundenzeit	Diff.	Tageszeit
-------	------------	-------	-----------



Autocross Pfeffelbach

Rennen 11: Serien TW über 1600 ccm 2wd

Pfeffelbach 0,750 Km

Hoffnungslauf

10.08.2014 12:45


Rennen (6 Runden)

8	209
6	228
4	218
2	205

7	217
5	272
3	226
1	243

4
3
2
1

POLE POSITION 1





Autocross Pfeffelbach

Rennen 11: Serien TW über 1600 ccm 2wd

Pfeffelbach 0,750 Km

Finale

10.08.2014 15:40


Rennen (8 Runden)

226
16
205
14
212
12
201
10
220
8
225
6
249
4
213
2

272
15
243
13
231
11
229
9
254
7
298
5
221
3
299
1

8
7
6
5
4
3
2
1

POLE POSITION 1





Autocross Pfeffelbach

Rennen 11: Serien TW über 1600 ccm 2wd

Pfeffelbach 0,750 Km

Finale

10.08.2014 15:40

Rennen (8 Runden) gestartet um 16:34:26

Pos.	Nr.	Name	Nat.	Fabrikat	Club	Rnd.	Gesamtzeit	Diff.	Beste Zeit	In Rd.	Pkt.
1	299	Christian Koob	D	Renault Clio 2,0	AMSC Pfeffelbach	8	6:22.431		43.505	1	20
2	221	Dirk Schumacher	D	VW Golf GTI 1,8	AMSC Pfeffelbach	8	6:26.674	4.243	43.843	6	16
3	213	Dominique Richter	D	Opel Astra GSI 2,0 16V	ACR Eifelland e.V.	8	6:30.535	8.104	44.931	3	14
4	298	Maximilian Harth	D	Seat Ibiza 1,8	MSF Hof Bleidenbach	8	6:31.499	9.068	45.092	2	12
5	220	Steven Jung	D	VW Scirocco 1,8	Petto Motorsport	8	6:33.668	11.237	44.062	2	10
6	212	Stefan Kömen	D	VW Scirocco 1,8 16V	ACR Eifelland e.V.	8	6:34.880	12.449	45.121	3	8
7	243	Kevin Wolter	D	VW Scirocco 1,8	Petto Motorsport	8	6:41.326	18.895	45.572	8	6
8	249	Tom Mayer	L	VW Golf GTI 2,0 16V	Flying Hirsch	8	6:46.589	24.158	45.699	2	4
9	201	Karsten Becker	D	BMW 318 is 1,8	AMSC Pfeffelbach	8	6:49.477	27.046	47.945	2	2
10	205	Gilles Hendrickx	L	VW Golf 3 GTI 2,0	Flying Hirsch	8	6:56.926	34.495	46.967	7	1

Nicht Klassifiziert (3 Rnd.)

JNF	272	Sven Emrich	D	BMW 325 i		4	3:32.481	DNF	55.041	3	0
JNF	225	Günther Metzger	D	Opel Kadett GSI 2,0	AMSC Pfeffelbach	3	2:29.768	DNF	43.929	2	0
JNF	229	Lars Wahl	D	Seat Ibiza 1,8		3	2:30.574	DNF	45.138	3	0
JNF	254	Palf Pfeffer	D	Toyota Celica		1	58.890	DNF	53.393	1	0
JNS	231	Jürgen Staudt	D	Golf 2				DNS		0	0
JNS	226	Uwe Paulus	D	BMW 326				DNS		0	0

Vorsprung	Ø km/h	Beste Rundenzeit	km/h	Beste Runde von
4.243	56,481	43.505	62,062	299 - Christian Koob



Autocross Pfeffelbach

Rennen 11: Serien TW über 1600 ccm 2wd

Pfeffelbach 0,750 Km

Finale

10.08.2014 15:40

Rennen (8 Runden) gestartet um 16:34:26

Runde	Rundenzeit	Diff.	Tageszeit
(299) Christian Koob			
1	43.505		16:35:14.758
2	44.212	+0.707	16:35:58.970
3	43.851	+0.346	16:36:42.821
4	8:31.165	+7:47.660	16:45:13.986
5	44.028	+0.523	16:45:58.014
6	44.015	+0.510	16:46:42.029
7	44.889	+1.384	16:47:26.918
8	44.584	+1.079	16:48:11.502

Runde	Rundenzeit	Diff.	Tageszeit
(221) Dirk Schumacher			
1	45.666	+1.823	16:35:17.553
2	45.327	+1.484	16:36:02.880
3	44.914	+1.071	16:36:47.794
4	8:26.925	+7:43.082	16:45:14.719
5	44.995	+1.152	16:45:59.714
6	43.843		16:46:43.557
7	45.321	+1.478	16:47:28.878
8	46.867	+3.024	16:48:15.745

Runde	Rundenzeit	Diff.	Tageszeit
(213) Dominique Richter			
1	45.562	+0.631	16:35:17.072
2	45.080	+0.149	16:36:02.152
3	44.931		16:36:47.083
4	8:27.438	+7:42.507	16:45:14.521
5	47.084	+2.153	16:46:01.605
6	45.724	+0.793	16:46:47.329
7	45.837	+0.906	16:47:33.166
8	46.440	+1.509	16:48:19.606

Runde	Rundenzeit	Diff.	Tageszeit
(298) Maximilian Harth			
1	47.689	+2.597	16:35:19.808
2	45.092		16:36:04.900
3	45.547	+0.455	16:36:50.447
4	8:25.538	+7:40.446	16:45:15.985
5	46.467	+1.375	16:46:02.452
6	46.181	+1.089	16:46:48.633
7	46.095	+1.003	16:47:34.728
8	45.842	+0.750	16:48:20.570

Runde	Rundenzeit	Diff.	Tageszeit
(220) Steven Jung			
1	50.754	+6.692	16:35:23.426
2	44.062		16:36:07.488
3	47.607	+3.545	16:36:55.095
4	8:21.798	+7:37.736	16:45:16.893
5	47.049	+2.987	16:46:03.942
6	46.746	+2.684	16:46:50.688
7	45.999	+1.937	16:47:36.687
8	46.052	+1.990	16:48:22.739

Runde	Rundenzeit	Diff.	Tageszeit
(212) Stefan Kömen			
1	54.310	+9.189	16:35:27.390
2	47.296	+2.175	16:36:14.686
3	45.121		16:36:59.807
4	8:17.757	+7:32.636	16:45:17.564
5	49.351	+4.230	16:46:06.915
6	45.483	+0.362	16:46:52.398
7	45.436	+0.315	16:47:37.834
8	46.117	+0.996	16:48:23.951

Runde	Rundenzeit	Diff.	Tageszeit
(243) Kevin Wolter			
1	58.318	+12.746	16:35:31.740
2	48.347	+2.775	16:36:20.087
3	46.535	+0.963	16:37:06.622
4	8:12.467	+7:26.895	16:45:19.089

Runde	Rundenzeit	Diff.	Tageszeit
5	49.663	+4.091	16:46:08.752
6	49.382	+3.810	16:46:58.134
7	46.691	+1.119	16:47:44.825
8	45.572		16:48:30.397

Runde	Rundenzeit	Diff.	Tageszeit
(249) Tom Mayer			
1	48.669	+2.970	16:35:20.742
2	45.699		16:36:06.441
3	46.334	+0.635	16:36:52.775
4	8:24.111	+7:38.412	16:45:16.886
5	51.143	+5.444	16:46:08.029
6	49.049	+3.350	16:46:57.078
7	51.162	+5.463	16:47:48.240
8	47.420	+1.721	16:48:35.660

Runde	Rundenzeit	Diff.	Tageszeit
(201) Karsten Becker			
1	57.162	+9.217	16:35:30.124
2	47.945		16:36:18.069
3	47.964	+0.019	16:37:06.033
4	8:12.446	+7:24.501	16:45:18.479
5	48.022	+0.077	16:46:06.501
6	49.551	+1.606	16:46:56.052
7	51.931	+3.986	16:47:47.983
8	50.565	+2.620	16:48:38.548

Runde	Rundenzeit	Diff.	Tageszeit
(205) Gilles Hendrickx			
1	56.872	+9.905	16:35:30.657
2	48.856	+1.889	16:36:19.513
3	48.059	+1.092	16:37:07.572
4	8:12.241	+7:25.274	16:45:19.813
5	55.825	+8.858	16:46:15.638
6	55.823	+8.856	16:47:11.461
7	46.967		16:47:58.428
8	47.569	+0.602	16:48:45.997

Runde	Rundenzeit	Diff.	Tageszeit
(272) Sven Emrich			
1	57.573	+2.532	16:35:32.371
2	56.225	+1.184	16:36:28.596
3	55.041		16:37:23.637
4	7:57.915	+7:02.874	16:45:21.552

Runde	Rundenzeit	Diff.	Tageszeit
(225) Günther Metzger			
1	53.558	+9.629	16:35:25.939
2	43.929		16:36:09.868
3	46.881	+2.952	16:36:56.749

Runde	Rundenzeit	Diff.	Tageszeit
(229) Lars Wahl			
1	53.785	+8.647	16:35:26.594
2	45.823	+0.685	16:36:12.417
3	45.138		16:36:57.555

Runde	Rundenzeit	Diff.	Tageszeit
(254) Palf Pfeffer			
1	53.393		16:35:25.871



Autocross Pfeffelbach

Rennen 11: Serien TW über 1600 ccm 2wd

Pfeffelbach 0,750 Km

Tageswertung

Pos.	Nr.	Nachname	Vorname	R1.	R2.	R3.	Gesamtpunktzahl
1	299	Koob	Christian	10	10	20	40
2	221	Schumacher	Dirk	9	9	16	34
3	298	Harth	Maximilian	8	8	12	28
4	220	Jung	Steven	7	7	10	24
5	243	Wolter	Kevin	6	4	6	16
6	213	Richter	Dominique	--	--	14	14
7	212	Kömen	Stefan	0	5	8	13
8	229	Wahl	Lars	5	6	0	11
9	226	Paulus	Uwe	4	2	0	6
10	249	Mayer	Tom	--	--	4	4
11	205	Hendrickx	Gilles	0	3	1	4
12	217	Fawer	Ralf	3	0	--	3
13	201	Becker	Karsten	--	--	2	2
DNF	272	Emrich	Sven	--	--	0	0
DNF	225	Metzger	Günther	--	--	0	0
DNF	254	Pfeffer	Palf	--	--	0	0
DNS	231	Staudt	Jürgen	--	--	0	0